

2010

Arkansas Women's Basketball Media Guide, 2009-2010

University of Arkansas, Fayetteville. Athletics Media Relations

University of Arkansas, Fayetteville. Department of Intercollegiate Athletics

Follow this and additional works at: <https://scholarworks.uark.edu/basketball-women>

Citation

University of Arkansas, Fayetteville. Athletics Media Relations., & University of Arkansas, Fayetteville. Department of Intercollegiate Athletics. (2010). Arkansas Women's Basketball Media Guide, 2009-2010. *Arkansas Women's Basketball*. Retrieved from <https://scholarworks.uark.edu/basketball-women/2>

This Periodical is brought to you for free and open access by the Athletics at ScholarWorks@UARK. It has been accepted for inclusion in Arkansas Women's Basketball by an authorized administrator of ScholarWorks@UARK. For more information, please contact scholar@uark.edu.



lyndsay
HARRIS



charity
FORD



c'eira
RICKETTS

ARKANSAS

WOMEN'S BASKETBALL 2009-10
MEDIA GUIDE





ARKANSAS WOMEN'S BASKETBALL

Tom Collen has...
Numerous nationally-ranked recruiting classes
Ranks 17th among active coaches
for winning percentage
Eight 20-win seasons in 11 years

Arkansas has...
Three returning All-SEC players
18 postseason appearances
Final Four appearance
WNIT title

Tom Collen



ARKANSAS

KNOWLEDGE



TABLE OF CONTENTS

2009-10 ARKANSAS RAZORBACKS

- 1.....Arkansas Basketball
- 2.....Table of Contents
- 3.....Quick Facts
- 4-5Media Policies
- 6-7World Wide Razorbacks
- 8-9Bud Walton Arena
- 10-11Razorback Locker Room
- 12-13Game Day
- 14-15Player Development
- 16-17Arkansas Campus
- 18-19Two Of A Kind
- 20-21Think Pink
- 22-23Going For Gold
- 24.....Razorback Basketball Camp



The Team

2009-10 PREVIEW

- 26-29 Preview Story
- 30-312009-10 Schedule
- 32-332009-10 Rosters
- 34.....2009-10 Class Photos

2009-10 COACHES

- 36-39 Tom Collen
- 40-41Tim Eatman
- 42-43Zenarae Antoine
- 44-45Greg Collins
- 46.....Amber Shirey
- 47-50 Support Staff



Tom Collen

2009-10 RAZORBACKS

- 52-53 Charity Ford
- 54-55 Ashley McCray
- 56-57 Skye Rees
- 58-59 Brittney Richardson
- 60-61 Ashlea Williams
- 62-63 Ashley Daniels
- 64-65 Lyndsay Harris
- 66-67 Julie Inman
- 68-69 C'eira Ricketts
- 70-71 Jamesha Townsend
- 72-73 Kristen Gillespie
- 74-75 Dominique Robinson
- 76-77 Sarah Watkins
- 78-79 Quistelle Williams
- 80.....Where Are They Now

2008-09 REVIEW

- 82-83Review Story
- 84.....2008-09 Stats
- 85.....2008-09 Results
- 86-922008-09 Box Scores
- 93-96 SEC Review, Stats



Julie Inman

RAZORBACK RECORDS

- 98-99 Individual Records
- 100-101 Team Records
- 102.....SEC Tournament Records
- 103..... Team In A Season Records
- 104.....Class Records
- 105..... Exhibition Game Records
- 106-107 Postseason Games
- 108-109 Walton Arena Records
- 110..... Barnhill Records
- 111..... Annual Team Leaders
- 1112-115 Career Leaders
- 116.....All-Americans
- 117..... All-SEC Selections
- 118-119 Other Razorback Honors
- 120.....Arkansas In The Pros

- 121-122All-Tournament Teams
- 123..... Razorback History
- 124..... Year-By-Year Records
- 125-141 Year-By-Year Results
- 142-143 All-Time SEC Standings
- 144.....All-Time SWC Standings
- 145-147 Versus Opponents
- 148-149 Razorbacks By The Numbers
- 150-151 Letterwinners
- 152..... All-Time Staff Members
- 153-156 Basketball History
- 157-159 30 Greatest Games
- 160-165 Hall Of Honor Members
- 166.....All-Time Box Score
- 167-171 Non-Conf. Opponents
- 172..... Versus Conferences
- 173-174 The SEC
- 175-180 SEC Opponents
- 180..... SEC Tournament
- 181..... SEC Composite Schedule
- 182.....SEC Game-By-Game



Senior Walk

THE UNIVERSITY

- 184-187The University
- 188..... Chancellor Gearhart
- 189191.....Razorback Academics
- 192...Razorbacks In The Community
- 193.....Razorback Graduates
- 194-195AD Jeff Long
- 196-197Razorback Senior Staff
- 198..... The Razorback Foundation
- 199.....Recent Razorbacks
- 200-205Razorback Facilities
- 206..... 100 Years
- 207..... Traditions
- 208..... Fayetteville

GENERAL INFORMATION

Location Fayetteville, Ark.
 Enrollment 19,949
 Colors Cardinal and White
 Founded 1871
 Nickname Razorbacks
 Conference Southeastern
 Arena Bud Walton Arena (19,200)
 All-Time Record In Arena 170-61 (16 years)

UNIVERSITY PERSONNEL

Chancellor Dr. G. David Gearhart
 (Westminister Col., 1974)
 Faculty Rep. Dr. Howard Brill
 (Duke, 1965)
 Athletic Director Jeff Long
 (Ohio Wesleyan, 1982)
 Senior Woman Admin. Bev Lewis
 (Central Michigan, 1979)
 Athletic Dept. Phone 479-575-4959
 Ticket Office Phone 479-575-2225

MEDIA RELATIONS

Mailing Address 131 Barnhill Arena,
 Fayetteville, AR 72703
 Associate AD Kevin Trainor (Arkansas 1994)
 Women's Basketball Jeri Thorpe
 Home Phone 479-443-3219
 E-Mail Address jthorpe@uark.edu
 SID Office Phone 479-575-5037
 SID Fax 479-575-7481
 Press Row Number 479-575-6622
 Radio Station/Network RSN
 Razorback Sports Network
 Contact Jeri Thorpe
 Announcer Kyle Kellams
 Phone 479-575-5037
 Color Jeri Thorpe

COACHING STAFF

Head Coach Tom Collen
 Alma Mater Bowling Green, 1977
 Overall Record/Yrs 242-96/11 years
 NCAA: 7 || WNIT 3
 School Record/Yrs 35-27/2 years
 NCAA: 0 || WNIT: 1

 Other College Head Coaching Experience
 Colorado State || 1997-2002 (5) || 129-33
 Louisville || 2003-2007 (4) || 88-37

Associate Head Coach Tim Eatman
 Alma Mater Talladega, 1988
 Assistant Coaches:
 Zenarae Antoine (Colorado State, 1998)
 Greg Collins (Louisville, 1988)

Office Phone 479-575-3000
 Secretary Andrea Blakeney
 Media Gathering (Day, Time, Location)
 Walton Arena press room; after practice 48
 hours prior to home game or travel day for
 road game

2008-09 TEAM INFORMATION

Starters Ret./Lost 2/3
 Letterwinners Ret./Lost 9/3
 Newcomers 5

STARTERS RETURNING

No.	Name	Pos.	Ht.	Cl.	Pts.	Rebs.	Ast.	Stl.	Bl.
22	C'eira Ricketts	PG	5-8	SO	12.6	6.3	3.90	2.6	0.5
33	Lyndsay Harris	G	5-9	SO	9.6	3.0	1.8	1.3	0.2

STARTERS LOST

No.	Name	Pos.	Ht.	Cl.	Pts.	Rebs.	Ast.	Stl.	Bl.
2	Shanita Arnold	G	5-6	SO	5.7	2.3	2.3	0.9	0.03
31	Whitney Jones	P	6-0	SR	10.5	7.7	0.6	1.0	1.7
34	Ayana Breerton	G	5-10	SR	10.3	5.5	1.7	1.3	0.8

OTHER LETTERWINNERS RETURNING

No.	Name	Pos.	Ht.	Cl.	Pts.	Rebs.	Ast.	Stl.	Bl.
3	Jamesha Townsend	F	6-2	SO	0.5	0.7	0.01	0.00	0.0
12	Ashley Daniels	F	6-2	SO	1.7	2.6	0.3	0.6	1.7
13	Julie Inman	G	5-9	SO	1.9	0.9	0.9	0.4	0.2
23	Ashley McCray	P	6-3	SR	5.3	3.8	0.1	0.2	0.3
32	Charity Ford	G	5-8	SR	7.3	2.3	0.7	1.2	0.1
24	Brittney Richardson	F	5-11	JR	3.5	1.2	0.3	0.2	0.2
54	Ashlea Williams	P	6-2	JR	0.9	0.9	0.2	0.1	0.1

NEWCOMERS

#	Name	Pos.	Ht.	Cl.	Hometown/Previous School
14	Kristen Gillespie	G	5-8	FR/TR	Overland Park, Kan. (Shawnee Mission/OSU)
15	Skye Rees	P	6-3	JR/JC	Drouin, Victoria (NE Okla. A&M)
21	Dominique Robinson	F	6-0	FR/HS	Baton Rouge, La. (Capitol)
4	Sarah Watkins	P	6-3	FR/HS	Germantown, Tenn. (Houston)
44	Quistelle Williams	P	6-1	FR/HS	East Kentwood, Mich. (High)

2008-2009 REVIEW

Record 18-14
 H: 12-5 || A: 4-7 || N: 2-2
 SEC Record 6-8
 Finish: 8th || H: 3-4 || A: 3-4
 Postseason Women's NIT (3rd round)
 Final AP Rank NR
 Final USA Today Rank NR

HISTORY

All-Time Record 615-372
 All-Time Conf. Record 184-173
 (80-143 SEC Only)
 All-Time Conf. Tour. Record 18-25 (9-17)
 Conference Tournament Titles 1 (SWC)
 NCAA Tournament Appearances 9 NCAA
 Tournament Record 11-9



C'eira Ricketts drives against LSU last year.

MEDIA POLICIES

ATHLETIC MEDIA RELATIONS

The University of Arkansas Athletic Media Relations office is located on the north side second floor of Barnhill Arena with office hours from 8 a.m. to 5 p.m., Monday through Friday. You can often reach us at Barnhill after hours, but if not, please leave a message on our voice mail system.

WE ARE THE RAZORBACKS

The change from Lady Razorbacks or Lady'Backs took place for the 2008-09 season. The change also involved the logo and we no longer use the "Lady Razorback A". All logo references for University of Arkansas athletic teams should be the classic Razorback.



HOME OF RAZORBACK BASKETBALL

All Razorback women's basketball games are played in 19,200 seat Bud Walton Arena.

POSTAL ADDRESS

University of Arkansas
Razorback Athletic Department
Athletic Media Relations
P.O. Box 7777
Fayetteville, AR 72702

SHIPPING ADDRESS

University of Arkansas
Razorback Athletic Department
Athletic Media Relations
131 Barnhill Arena
Fayetteville, AR 72701

VIA INTERNET

Jeri Thorpe jthorpe@uark.edu
Web Site ArkansasRazorbacks.com

PHONE NUMBERS

Media Relations 479-575-2751
AMR facsimile 479-575-7481
Walton Press Row 479-575-6622
Jeri Thorpe, Home 479-443-3219
Thorpe, Cell 479-283-3344

MEDIA RELATIONS



Kevin Trainor
Assoc. AD for
Media Relations
and Comm.



Robby Edwards
Assoc. MRD
Soccer and
Gymnastics



Zack Higbee
Assoc. MRD
Football



Zach Lawson
Asst. MRD
Volleyball
Baseball



Molly O'Mara
Asst. MRD
Cross Country/
Track and Field



Phil Pierce
Asst. MRD
Men's BB
Men's Golf



Jeri Thorpe
Asst. MRD
Women's BB
Women's Golf



Melissa Anderson
Intern
Softball and
Swimming



Kate Mendelsohn
MR Student
Men's Tennis



Mary Lynn Gibson
Secretary

INTERVIEW POLICY

Please contact the Athletic Media Relations to arrange interviews with any of the Razorbacks. Our office will be more than happy to set up an appointment with our student-athletes or coaches.

CREDENTIALS

Members of the working media may obtain press passes for Razorback events by writing AMR.

PHOTOGRAPHERS

Photographers are restricted to the mandated baseline locations per NCAA standards. No hand-held strobes are allowed. Only those making special requests through the AMR will be allowed to shoot from the sidelines, and only during regular season contests.

WORKING AREA

Working media will be seated in the baseline media section. Non-working media and scouts will not be seated in the media section. Institutional radio networks are seated on the Walton Arena scorer's table adjacent to their respective benches. A media work room is available. Telephones are available on a first-come, first-serve basis.

WI-FI

Wireless internet access is also provide in the Walton press room and on press row. Please contact AMR for a password.

PRESS CONFERENCE

Tom Collen generally holds his pre-game press conference 48 hours prior to home games or 48 hours prior to travel for road games. His press conference is held in the Bud Walton Interview Room after practice, usually at 3:30 p.m. Players are available on press conference days; other days by special request.

PRACTICE TIMES, POLICY

Practices are open to the public and media except on the day of the game. The default practice schedule for the Razorbacks is 1-3:30 p.m. However, additional practice or portions of practice may be closed during the season. To insure Arkansas is practicing, please call the AMR to check the weekly schedule.

VIA INTERNET

All Razorback press releases, basketball statistics, game stories and box scores are available on the Athletics Department home page at ArkansasRazorbacks.com.

GAME SERVICES

The University of Arkansas employs the StatCrew basketball game statistical packages. Halftime statistics, along with first half play-by-play, are distributed at intermission. A rough box score is available immediately after the conclusion of the game. Final statistical packages are distributed as soon as possible after the game.

POSTGAME INTERVIEWS

Head Coach Tom Collen is available for general interviews after a 10-minute cooling off period. Coach Collen and the visiting head coach may be held on the floor immediately after the game for a one-minute actuality for the University uplink package. Coach Collen and requested players are available in the media interview room. The Razorback dressing room is closed to all media.

LIVE RADIO/TELEVISION

The University of Arkansas Athletic Department retains all copyrights to its home events. All visiting radio stations must contact the AMR 48 hours prior to the game to make arrangements. Non-conference opponents may be subject to line charges as well as rights fees. As per SEC rules, two standard telephone lines and ISDN are reserved for all women's basketball game visiting radio networks. The use of courtesy lines are at the discretion of the visiting SID. Other stations requesting a phone line should contact the University of Arkansas telecommunications office directly. Requests for live or tape-delayed television rights should be made one week in advance, and in writing, to the AMR.

IP-BASED STREAMING

The UA Athletics Department also retains all streaming rights for its home events. Shared streams may be provided to opponents on a reciprocating basis. Please contact Assistant AD for New Media Bill Smith for any requests for IP-based data, audio or video streaming.

ON THE AIR

Kyle Kellams begins the fourth year of his second term as the play-

THE RAZORBACK STAT CREW

Returning for another tour of duty is Ben Pinter, who heads up the women's basketball statistical crew. Pinter and the stat crew has probably worked more women's collegiate basketball games the past decade (over 250) than any other group in the country. For 1999-2000 alone, it was 41 games in four different locations. Not only Arkansas' home events, the stat crew has been the official stats crew for the SEC tournament for the 11 of the past 13 seasons, and are heading out for another trip this March in Duluth. Just like the Final Four Razorbacks in 1998, the Razorback stat crew took its game to the next level by serving as the official stat crew for the NCAA Division II Women's Championship in Pine Bluff, Ark., for the entire three-year stay of the event at the Pine Bluff Convention Center (1998-2000). On the heels of the Razorback team Final Four, the Arkansas stat crew received the honor of becoming the NCAA Division I Women's Final Four stat crew in 1999, 2000 and 2002. Combined with the 1999 Women's NIT, two of Arkansas' top statisticians, Pinter and former NLU chief statistician Don Wheeler, scored a unique trifecta as they worked, in succession and in the space of eight days, the Division II Championship, the WNIT Championship and the Division I Championship games. Ben's brother, Frank, and Bill Smith, joined Wheeler as the NCAA Final Four official stat crew in 1999, 2000 and 2002. Pinter and Wheeler made internet history at the 1996 SEC Championship with the worldwide first use of the LiveSt@ts link, bringing the courtside statistics of the entire SEC Women's Tournament to the internet in real time.



by-play announcer for Razorback women's basketball. The news director of public radio station KUAF, Kellams served as the play-by-player for the Razorbacks from 1998-2001. He is the award-winner host of KUAF's new magazine, *Ozarks at Large*.



CREDITS

The 2009-10 Women's Basketball media guide was produced by assistant media relations director Jeri Thorpe with editorial assistance from Associate AD for Media Relations and Communications Kevin Trainor and Assistant AD for New Media Bill Smith. However, much of the credit goes to Smith who served as the women's basketball contact for 20 years.

Photography services by Wesley Hitt, Walt Beazley, Jon VerHoeven, David Coyle, Breck Smither, Bill Smith, Gary Waters, Larry Trussell, Tom Ewart, William Cooksey, Andy Shupe, Wes Harold, Patrick Racey, Russ Wright, David Yerby, William Ewart, AP Wold Wide Photos.

This media guide was printed at Multi-Ad in Peoria, Ill. Cover design by Andrew Reynolds.

NEW MEDIA



Bill Smith
Asst. AD for
New Media



Blair Cartwright
Director of
New Media



Matt Wolfe
Assistant
New Media



Chuck Barrett
Director of
Broadcasting



Stephen McGowan
New Media Intern



Justin Lewis
New Media Intern



Kelley Miller
New Media
Graduate
Assistant



Brian Rowland
New Media
Student

WORLD WIDE

From the Official Web Site of the Arkansas Razorbacks to the official social media pages. Bookmark and join up for all the info on all 19 teams direct from Fayetteville no matter where you are.

facebook.com/ArkansasRazorbacks



**On Twitter
@ArkRazorbacks**



On iTunes



**Premium
Streaming**



RAZORBACKS

The Official Site of Arkansas Athletics

ARKANSASRAZORBACKS.COM

THE HAZORBACKS | SCHEDULES | TICKETS | FANS | SHOP | DONATE | FACILITIES | TRADITIONS | FOR RECRUITS | THE DEPARTMENT

ARKANSAS WOMEN'S BASKETBALL Announces women's hoop schedule

09.29.09
Razorbacks have at least five television games for 2009-10 [MORE](#)



RAZORVISION
What's was a learning experience

SIGN UP [EMAIL](#) [POSTCARD](#)

See Up | See Up | See Up | See Up

PURCHASE AUTHENTIC
EXCLUSIVELY FROM ARKANSAS

The ArkansasRazorbacks.com

SHOP NOW

VISION

n Video & g Content

WOMEN'S BASKETBALL NEWS



Christon invited to training camp



16-game schedule is 2009-10 highlight



Non-conference slate announced for women



Gold for Ricketts and USA

On **Twitter** follow **ARKRAZORBACKS**

Available this weekend around the nation

WOMEN'S BASKETBALL FEATURES

JUNIOR RAZORBACKS

Junior Razorbacks Club Razorback Athletics announces a new marketing program for youth to become involved with all 19... [MORE](#)

RECENT NEWS

Ricketts and USA into gold medal game

Arkansas freshman Ciera Ricketts came off the bench to score in both of Team USA's knockout round wins to advance to the FIBA title game.

Ricketts co-leads USA in exhibition

Ricketts begins training camp for World U19

Razorback News
Roster
Coaching Staff

Statistics
Current Season | Past
Press Clippings Download
Camp
Records
Facilities
Promotions
Records





BUDD WALTON ARENA

DUKE FLORIDA

DAKTRONICS

BUDD





WALTON

"The Basketball Palace of Mid-America" Bud Walton Arena is one of the best in the nation. Opened for its first season in 1994 Bud Walton features spacious locker rooms, team lounges, a one-of-a-kind scoreboard and a museum on the concourse level.

MCCRAY #23

WILLIAM

LOCKER

Hard Work / D

accountabili:

on time

focus

BS!!



Dedication

RAZORBACK BASKETBALL

LOCKER ROOM

1970 (or 9)

Arkansas' home-away-from-home is its locker room. Complete with lounge, gaming area, and study space, the Razorback locker room also serves as the team's film room and meeting area before, during and after games.





URBAN



LOGS!



Shameka Christon
New York Liberty

Christy Smith
Charlotte Sting

PLAY DEVELO

The Razorbacks have sent several star players into the professional ranks in recent years. Four of the most notable have had careers in the WNBA.



Lauren Ervin
Connecticut Sun

YEAR

PERFORMANCE

Wendi Willits
Los Angeles Sparks



Arkansas is on the airwaves. Whether it's a press conference, television, radio or the world wide web, the Razorbacks are being talked about.

Cecilia Richert
Arkansas

TALKIN' 'BOUT

RAZORBACKS



TOM COLLEN
HEAD COACH
ARKANSAS



WHITNEY JONES
ARKANSAS

TWO OF



Daniel Watkins



Emily and Maggie Pearson



Reese and Connor Collen

TWINS

Arkansas got 'em. The Razorbacks have six people who have twins in the family. Sarah Watkins (#4) has a twin brother. Manager Emily Pearson has a twin sister. Head Coach Tom Collen has twins, Connor and Reese. Kristen Gillespie (#14) has a twin brother who runs track at Arkansas. Charly Ford (#32) has brothers who are twins. Assistant Coach Zenarae Antoine has twins.

BE KIND



Scott Gillespie

Jeremiah und Nehemiah Ford



Zenarae, Xavier & Zachary




PINK

2009-10 marks the seventh year Arkansas has hosted a Pink Game. Proceeds from the game benefit the local chapter of the Susan G. Koman Foundation in Northwest Arkansas.

ZONE





Shameka Christon

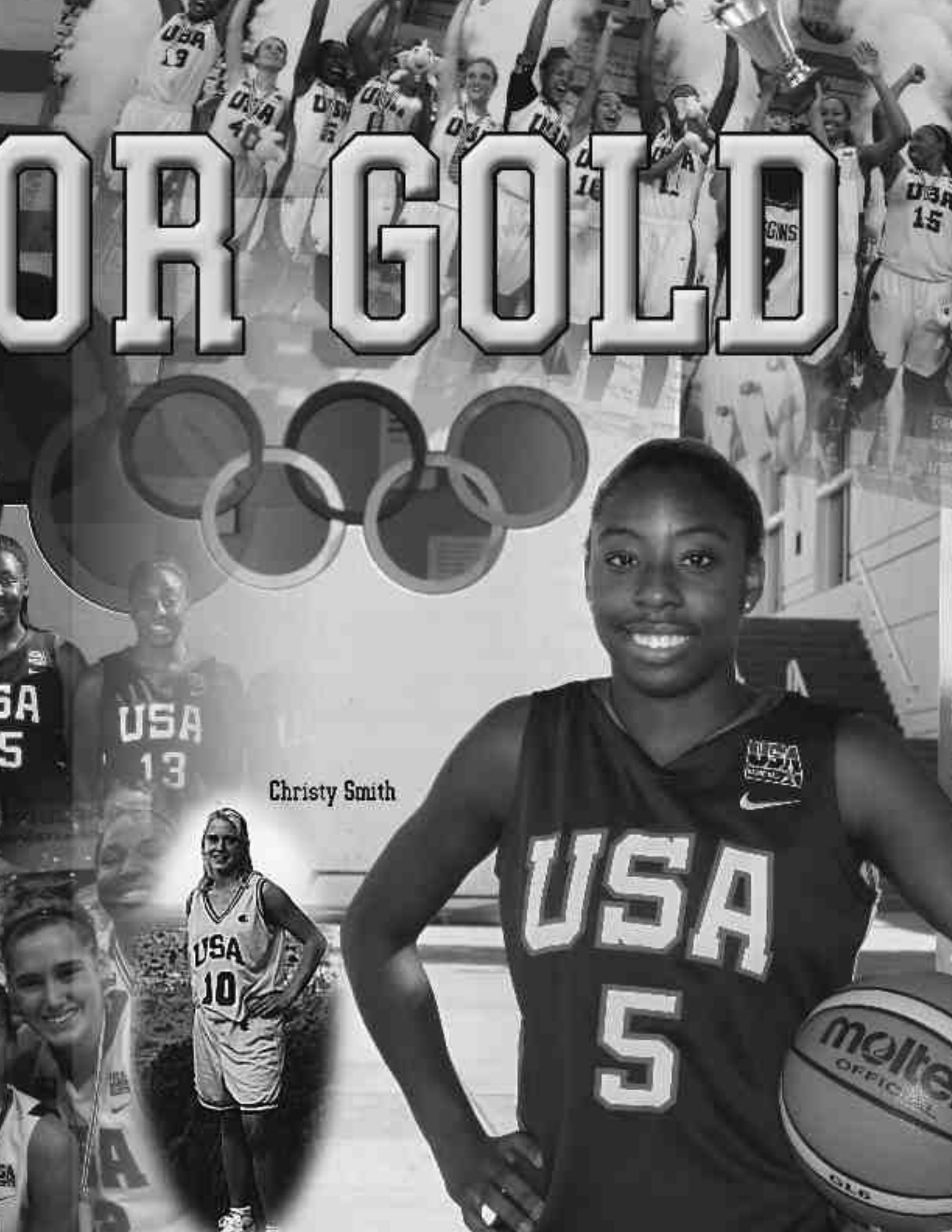
GOING F

C'eira Ricketts earned gold with the FIBA U19 team this summer helping Team USA defeat Spain, 87-71, in the final game. Ricketts joins former four-time All-America honorable mention Christy Smith who led the American team to the 1997 World University Games title. The only other Razorback to play in what is now known as the U19 is current WNBA All-Star and former collegiate All-American Shameka Christon. Christon's team earned a bronze medal in 2001.

OUR GOLD



Christy Smith



BASKETBALL CAMP

Tom Collen and the Razorbacks are set for another summer of fun with Razorback Basketball Camp. There are several camps to choose from and two ways to attend the Razorback camps.

Razorback women's basketball camp provides youngsters entering kindergarten through graduating seniors the chance to work on different aspects of the game with the University of Arkansas coaching staff, highly respected college and high school coaches from around the country and the Razorback basketball team.

The camps utilize both Bud Walton Arena and Barnhill Arena for sessions.

The individual camp runs for four days and is based on teaching a broad range of skills. Lil'Back

Camp consists of one morning session for three days. The focus is fun and learning very

basic fundamentals of the game. The first position

camp, for grades 6-12, runs three days and focuses on the individual's

particular position. The second position

camp is a two-day event for grades 4 through 8.

Elite camp is for

players taking their game up a notch and wanting to compete at the highest level. Advanced skill instruction


is taught by exceptional staff members and Razorback players. Finally,

team camp is for junior high, junior varsity, and varsity teams wanting to

compete against other teams from around the country.

Campers can either attend as day campers or overnight. Overnight fees include room and board at the University's Pomfret Honors Quarters.

For more information, registration fees and deadlines, contact Amber Shirey at 479-575-3000. On-line registration will be available through ArkansasRazorbacks.com.





Head Coach Tom Gollen

W

S BASKETBALL

2009-10 PREVIEW



2009-10 ARKANSAS WOMEN'S BASKETBALL

Front row seated, from left: Ashlea Williams, Brittney Richardson, Julie Inman, Lyndsay Harris, Charity Ford, head coach Tom Collen, C'eira Ricketts, Doninique Robinson, Jamesha Townsend, Kristen Gillespie, Quistelle Williams. Back row standing, from left: manager Emily Pearson, director of basketball operations Amber Shirey, manager Jeff Brazil, assistant coach Greg Collins, graduate assistant David Walker, assistant coach Zenarea Antonie, Sarah Watkins, Ashley McCray, Skye Rees, Ashley Daniels, associate head coach Timothy Eatman strength coach Todd Barbour, athletic trainer Jeremy Braziel, manager Erin Cox, manager Haley Bestgen, manager Grace Parker.

Rhythm.

It's found in nature, in music and in our daily lives and Razorback head coach Tom Collen hopes Arkansas can find it on the court this year.

As Collen and his staff begin their third season at Arkansas, the players and coaches are beginning to find their rhythm and that could spell trouble for the Razorbacks' opponents.

"I think a lot of things are different this year," Collen said. "First, the players we inherited have a better understanding of our system. Plus, we have had an opportunity to recruit players that fit our system. I hope that produces greater efficiency on both ends of the court."

Those "inherited" players include senior Charity Ford and juniors Britt-

ney Richardson and Ashlea Williams, each bettered their numbers from a year ago.

In fact, Ford was so improved that the Arlington, Texas, native earned Southeastern Conference Sixth Player of the Year honors as a junior.

Collen knows the confidence Ford and the rest of the returners gained is a factor this year.

"I think we have established a road map and we see ourselves on the road to where we want to be as a program," he said. "I think we would like to arrive at our destination more rapidly, but we have a lot of confidence in the fact that success is right around the corner. Make no mistake about it... success breeds success. Once it happens, I believe we will move quickly into the nation's elite and stay there for a long time."

Ford is just one part of Collen's formula for success. Arkansas returns two starters and seven letterwinners from last year's 18-win, postseason tournament team.

The Razorbacks lost three starters in Shanita Arnold, Whitney Jones and Ayanna Brereton. While their experience will be missed, Collen believes the players waiting in the wings are ready to step into those roles.

C'eira Ricketts



The returning starters begin the year with targets on their backs. Sophomores C'eira Ricketts and Lyndsay Harris joined Ford on the SEC awards stand as true freshman last season.

Ricketts earned SEC Co-Freshman of the Year, All-SEC Second Team honors and was a record-tying five-time SEC Freshman of the Week selection. Harris was selected to the league's all-freshman team. The duo combined for more than 700 points and nearly 300 rebounds last year, averaging in double figures for much of the season.

The return of Ford, Ricketts and Harris is the building block for Collen and his staff.

"We are very proud of Lyndsay Harris and C'eira Ricketts making the All-SEC Freshman Team a year ago," Collen said. "We knew they had potential and having the opportunity to play a lot of minutes helps with their development and consequently, their confidence. The question remains can both go from the all-freshman team to the all-conference team this year. It's a big jump for such young players. We need them to play like veterans while our post game is improving.

"Charity may be an even more important factor," Collen continued. "When she was healthy last year, she showed flashes of being our best player. She was strong in most of our big road wins and that is the sign of a veteran and a great leader. Charity worked really hard after having off-season shoulder surgery. She is one of only two seniors on our roster and was selected as captain. Her consistency will be a key for our young team.

The leadership of his three top guards is the first step down Collen's path to team success, but like any journey, it is the first of many steps.

"It takes a whole team to be successful, but we need our three all-conference players on the perimeter to continue to improve with each game.

To start the season, they will have the target on their backs. I told them last spring that they need to be better because now teams will key on them."

In spite of veteran guards, Arkansas is again young with five newcomers and five sophomores. Add in two transfers and it seems Collen and his staff are starting over.



Tom Collen

Ford along with fellow senior Ashley McCray and a solid junior class who will provide the stability and leadership for the Razorbacks.

McCray is a senior in her second season with Arkansas. The 6-3 post averaged 5.3 points per game and 3.8 rebounds per game, but challenges for more playing time this season.

Richardson and Williams were both limited in their playing time last year. Their leadership showed as they led the movement to remain in Fayetteville over the summer and train with the strength staff.

"I think from the time Todd Barbour (strength and conditioning coach) arrived on campus we have become a more dedicated team," Collen said. "Most of the team made the decision to stay here in the summer and train. They worked really hard. When our newcomers arrived they saw a dedicated group of young ladies already here working hard and they joined right in. I think the biggest signs of improvement have come in the areas of work ethic and strength and conditioning. Our fans will see a bigger, stronger, better prepared team this season."

Arkansas is going to rely on its youth to be successful. The freshmen, sophomores and transfers must step up early for the Razorbacks.

The sophomore class includes Ashley Daniels, Julie Inman and Jameisha Townsend along with Harris and Ricketts.

Daniels is a versatile player who saw time in 28 games as a freshman. She scored 47 points and had 73 rebounds and Collen is impressed with her summer dedication to improvement.

"Ashley is bigger, stronger and faster," Collen said. "She is working on relaxing a little on the court while still finding a way to play hard. I think she's going to be one of our better post defenders this season."

Inman is an Arkansas product and one of the crowd favorites at Razorback games. Her 57 points and 27 rebounds was a small sample of what she has to offer. Collen thinks she can be an offensive threat with a little more development.

"Julie continues to develop," he said. "We know she can shoot, but she needs to find the confidence to take the big shot and hit it when we

Lyndsay Harris



need her. There is an opportunity for Julie to get minutes at the point and off guard positions this year.”

Townsend rounds out the sophomore class, and she too is a more seasoned player as 2009-10 rolls around.

The California native is also a multi-position player seeing time at power forward last year, but moving to small forward this season.

“Jamesha is fast and has the potential to be a very good defender,” Collen said. “She is one of the most unselfish players I’ve coached and she’s a great teammate.”

Arkansas added a couple of transfers this year as well.

Junior Skye Rees joins the Razorbacks from Northeast Oklahoma A&M where she paced the Lady Norse to a 46-16 record in two seasons. Rees is originally from Drouin, Victoria, and was an all-star for the U18 Australian National Junior team. Her size and physical play in the lane will be needed this season.

“Skye is a good match for this team,” said Collen. “She is a good high-low passer and a great shooter, especially from the top of the key. I think she’ll be a solid defender as well and I’m excited to see her play.”

The Razorbacks also welcome Kristen Gillespie, a transfer from Oklahoma State, to the roster.

Gillespie is a two-sport athlete who will redshirt this basketball season while competing for the Razorback cross country and track and field teams.

The freshmen class of any team is always welcomed with high expectations, but coaches know the speed and skill of the college game, especially in the SEC, can be a big adjustment.

However, the Razorback freshman class is ready for the challenge and has shown a lot of potential in the early conditioning sessions.

Dominique Robinson, Sarah Watkins and Quistelle Williams have Collen and his staff excited for the first game of the season.

Robinson checks in from Baton Rouge, La., where she led Capital High earning Louisiana player of the year honors from Class AAA.

She averaged 20 ppg and her size and shooting skills give Arkansas some choices.

“‘Nique’ is a big-time athlete with a ton of upside,” said Collen. “She’s going to transition from power forward to small forward with us and will

eventually move into the guard position. She is a good rebounder and plays good defense.”

Watkins is a Germantown, Tenn., native and was named as one of the country’s top 50 players last year.

“Sarah was described as the Tyler Hansbrough of women’s basketball,” Collen said. “We have very high expectations for her and she gives us size and strength in the post this year.”

Williams is the first player from the state of Michigan to play for the Razorback women’s team. The East Lansing product sat out last season, but her off-year training is sure to make her an even bigger impact in 2009-10.

“‘Q’ is just a joy to be around,” said Collen. “She has great hands and has the ability to finish down low. She could play either forward position for us this year.”

The table is set with 14 players and a coaching staff entering its third season in one of the nation’s toughest conferences.

The Razorbacks are tested from the opening jump of the season facing a tough schedule for 2009-10.

A new 16-game SEC line-up highlights the schedule this year.

For the first time in league history, the women’s teams will play the same number of league games as the men, but the women are not playing the traditional divisional schedule and will not have divisional standings.

The system increased the existing 14-game schedule by adding an additional rotating team from the East and West divisions.

Arkansas’ permanent partner in the SEC is LSU, and the Razorbacks for the next two seasons face Alabama and Ole Miss as their Western home-and-home teams. Arkansas’ Eastern Division partners are Georgia and Kentucky.

“Our fans should really enjoy the fact we play five league teams home and home next year,” Collen said. “For our team, it takes an already tough schedule and raises it even higher. That adds another 15 games against teams top 100 in the RPI.”

Arkansas opens SEC action at home on Sunday, Jan. 3, hosting Florida before long-time rival partner LSU comes to Bud Walton Arena on Thursday, Jan. 7. The Razorbacks’ first road

game is at Ole Miss on Sunday, Jan. 10.

"We made a great run in February last year to finish only game under .500 in conference play," Colleen said. "The top seven went to the NCAA Tournament and we finished eighth as the WNIT automatic qualifier. The challenge this year will be to get off to a better start and get to eight wins early. With four of our first five games at Bud Walton Arena, there's a good chance for a fast start."

The Razorbacks enjoy five Sunday SEC home games this year. Arkansas hosts Georgia (Jan. 17), Vanderbilt (Jan. 31), Kentucky (Feb. 7) and Alabama (Feb. 21) for afternoon SEC games. The Razorbacks also host a Thursday games with Ole Miss on Feb. 18.

Alabama is Senior Day for 2010 as Arkansas closes on the road for the final week of the season for the second straight year, at LSU on Thursday, Feb. 25 and at Georgia on Sunday, Feb. 28.

The SEC schedule includes seven television dates including a Sunday, Feb. 14, game on ESPN2 at South Carolina. The other television dates are road games at Alabama on Jan. 24, at Tennessee on Feb. 4, at Alabama Feb. 21, and at Georgia Feb. 28.

Last year, Arkansas closed the SEC slate strong with a school-record five straight regular season wins to finish at 6-8 in the final 14-game slate.

The Razorbacks have to survive the non-conference schedule first.

Two high profile tournaments and one of the most challenging road slates in recent years are highlights for the team.

"This is one of the most difficult non-conference schedules in school history," Colleen said. "As we work to build this program back to a top 25 level, we must continue to challenge our players in the preseason and better improve them for the challenge of the SEC."

Arkansas opens the regular season at The Summit in Hot Springs, Ark., on Nov. 15 with Alcorn State, returning to central Arkansas for the first time in two seasons. The Razorbacks head into Texas to play Southern Methodist on Nov. 18.

After NCAA Tournament team East Tennessee State, the Razorbacks are on

the road to the Caribbean Challenge in Cancun, Mexico, on Nov. 26-27. Arkansas faces Iona on Thanksgiving Day before playing Western Kentucky on Friday in the preset classic format.

Back-to-back Big 12 opponents await Arkansas upon its return to the states in the first week of December. Kansas State completes a home-and-home package at Walton Arena on Dec. 2. The Razorbacks play Oklahoma at Norman for the first time since 1999 when Arkansas beat the Sooners, 99-93, in the second round of the WNIT.

"This is a tough start to the season," Colleen said. "We get another chance at the 2008 Big 12 champion in Kansas State, then starting up the series with a Final Four team like Oklahoma."

The Razorbacks host WNIT participant Coppin State before the 2009 fall semester final exam break, then depart on the longest road trip of the year.

Arkansas returns a game to Big 10 member Northwestern on Dec. 17, then heads directly from the Chicago


area to Las Vegas for the Duel in the Desert.

The Razorbacks open with Chica-goland's DePaul on Dec. 19, and are paired with the outcome of the Florida State-UTSA game in the tournament's second round. Host UNLV along with Virginia Commonwealth, Kansas State and Hawai'i are in the other half of the bracket.

Arkansas breaks for the holidays before playing its final game prior to the start of the new 16-team SEC women's schedule on Dec. 29 by hosting Sam Houston State.

"If we survive the early part of our schedule, it will become a strength for us," Colleen said. "Last year, we had some wins sandwiched around some tough games. We won, then did not step up in the tough games so we lost momentum. That carried over into the early part of the SEC schedule.

"This team has more potential than any team we have had in my first three years at Arkansas," Colleen continued. "I'm excited about the start of the season and I can't wait to show our fans how far we've come."



Charity Ford

2009 -10 SCHEDULE

DAY	DATE	OPPONENT	SITE	TIME
Wed.	Nov. 4	Northeastern St. (Exhib.)	FAYETTEVILLE	7 p.m.
Sun.	Nov. 15	Alcorn State (CST)	at Hot Springs, Ark.	2 p.m.
Wed.	Nov. 18	SMU	at Dallas, Texas	7 p.m.
Sun.	Nov. 22	East Tennessee St.	FAYETTEVILLE	3 p.m.

CARIBBEAN CHALLENGE

Thurs.	Nov. 26	Iona	at Cancun, Mexico	1 p.m.
Fri.	Nov. 27	Western Kentucky	at Cancun, Mexico	4 p.m.

Wed.	Dec. 2	Kansas State	FAYETTEVILLE	7 p.m.
Sat.	Dec. 5	Oklahoma	at Norman, Okla.	Noon
Tues.	Dec. 8	Coppin State	FAYETTEVILLE	7 p.m.
Thurs.	Dec. 17	Northwestern	at Evanston, Ill.	Noon

DUEL IN THE DESERT

Sat.	Dec. 19	DePaul	at Las Vegas, Nev.	4:30 p.m.
Sun.	Dec. 20	FSU/UTSA	at Las Vegas, Nev.	2/7 p.m.
Mon.	Dec. 21	UNLV, VCU, Kansas State, Hawai'i	at Las Vegas, Nev.	7/9:30 p.m.

Tue.	Dec. 29	Sam Houston State	FAYETTEVILLE	7 p.m.
Sun.	Jan. 3	FLORIDA *	FAYETTEVILLE	2 p.m.
Thurs.	Jan. 7	LSU *	FAYETTEVILLE	7 p.m.
Sun.	Jan. 10	OLE MISS *	at Oxford, Miss.	2 p.m.
Thurs.	Jan. 14	MISS STATE *	FAYETTEVILLE	7 p.m.
Sun.	Jan. 17	GEORGIA *	FAYETTEVILLE	2 p.m.
Thurs.	Jan. 21	KENTUCKY *	at Lexington, Ky.	6 p.m.
Sun.	Jan. 24	ALABAMA * (FSN)	at Tuscaloosa, Ala.	2 p.m.
Sun.	Jan. 31	VANDERBILT *	FAYETTEVILLE	2 p.m.
Thurs.	Feb. 4	TENNESSEE *(FSN)	at Knoxville, Tenn.	6 p.m.
Sun.	Feb. 7	KENTUCKY *	FAYETTEVILLE	2 p.m.
Thurs.	Feb. 11	AUBURN *	at Auburn, Ala.	6 p.m.
Sun.	Feb. 14	SOUTH CAROLINA * (ESPN2)	at Columbia, S.C.	2 p.m.
Thurs.	Feb. 18	OLE MISS *	FAYETTEVILLE	7 p.m.
Sun.	Feb. 21	ALABAMA *	FAYETTEVILLE	2 p.m.
Thurs.	Feb. 25	LSU * (FSN)	at Baton Rouge, La.	8 p.m.
Sun.	Feb. 28	GEORGIA * (SEC Network)	at Athens, Ga.	1 p.m.

SEC WOMEN'S TOURNAMENT

Th.-Su.	March 4-7	TBA	at Duluth, Ga.	TBA
---------	-----------	-----	----------------	-----

*-Southeastern Conference Game

All Fayetteville games played at Bud Walton Arena (19,200) -- All times are CENTRAL
Game times subject to change. Please check ArkansasRazorbacks.com for current game times

NOVEMBER

SUN	MON	TUE	WED	THU	FRI	SAT
1	2	3	4 NE State Exh. 7 p.m.	5	6	7
8	9	10	11	12	13	14
15 Alcorn State 2 p.m.	16	17	18 SMU 7 p.m.	19	20	21
22 ETSU 3 p.m.	23	24	25	26 Caribbean Challenge Iona 1 p.m.	27 WKU 4 p.m.	28
29	30					

DECEMBER

SUN	MON	TUE	WED	THU	FRI	SAT
		1	2 Kansas State 7 p.m.	3	4	5 OU Noon
6	7	8 Coppin State 7 p.m.	9	10	11	12
13	14	15	16	17 N'Western Noon	18	19 Duel DePaul 4:30 p.m.
20 Duel in the Desert TBA 4:30/7	21 TBA TBA	22	23	24	25	26
27	28	29 SHSU 7 p.m.	30	31		

HOME
DATE

HOT
SPRINGS

*-Southeastern Conference game

All times are central

All Fayetteville home games played in Bud Walton Arena (19,200)

EXHIBITION GAMES

Arkansas is 25-11 all-time in exhibition games. The Razorbacks have won five in a row defeating Rogers State, 77-38, in 2008-09.

NCAA FINAL FOUR -- APRIL 4 AND 6, 2010

This year's Final Four is hosted by the University of Texas-San Antonio April 4 and 6, 2010. The games take place at the Alamodome in San Antonio, Texas.

JANUARY

SUN	MON	TUE	WED	THU	FRI	SAT
31 Vanderbilt* 2 p.m.					1	2
3 Florida* 2 p.m.	4	5	6	7 LSU* 7 p.m.	8	9
10 Ole Miss* 2 p.m.	11	12	13	14 Miss. St.* 7 p.m.	15	16
17 Georgia* 2 p.m.	18	19	20	21 Kentucky* 6 p.m.	22	23
24 Alabama* 2 p.m. FSN	25	26	27	28	29	30

FEBRUARY

SUN	MON	TUE	WED	THU	FRI	SAT
	1	2	3	4 Tennessee* 6 p.m. FSN	5	6
7 Kentucky* 2 p.m.	8	9	10	11 Auburn* 6 p.m.	12	13
14 S. Carolina* 2 p.m. ESPN2	15	16	17	18 Ole Miss* 7 p.m.	19	20
21 Alabama* 2 p.m.	22	23	24	25 LSU* 8 p.m. FSN	26	27
28 Georgia* 1 p.m. SECNetwork						

MARCH

SUN	MON	TUE	WED	THU	FRI	SAT
	1	2	3	4 SEC Tournament Duluth, Ga. TBA	5	6
7 SEC Tour. Duluth, Ga.	8	9	10	11	12	13
14	15	16	17	18	19	20 NCAA 1st & 2nd Rounds
21 NCAA 1st and 2nd Rounds	22	23	24	25	26	27 NCAA Regionals
28 NCAA Regionals	29	30	31			

2009-10 ROSTER



2009-10 Razorbacks: Front Row (l-r): Brittney Richardson, Julie Inman, Lyndsay Harris, Charity Ford, C'eira Ricketts, Dominique Robinson, Kristen Gillespie. Back Row (l-r): Jamesha Townsend, Ashlea Williams, Sarah Watkins, Ashley McCray, Skye Rees, Ashley Daniels, Quistelle Williams.

2009-10 PREVIEW

2009-10 UNIVERSITY OF ARKANSAS ROSTER

#	NAME	POS.	HT.	CL./EXP.	HOMETOWN/PREVIOUS SCHOOL
12	Ashley Daniels	F	6-2	So./1VL	Coldwater, Miss./Coldwater HS
32	Charity Ford	G	5-8	Sr./2VL	Arlington, Texas/Seguin HS
14	Kristen Gillespie	G	5-8	Fr./TR	Overland Park, Kan./Shawnee Mission South/OSU
33	Lyndsay Harris	G	5-9	So./1VL	Hoover, Ala./Hoover HS
13	Julie Inman	G	5-9	So./1VL	Carlisle, Ark./Carlisle HS
23	Ashley McCray	P	6-3	Sr./1VL	Sanford, Fla./Chipola CC/Seminole HS
15	Skye Rees	P	6-3	Jr./JC	Drouin, Victoria/NE Okla. A&M
24	Brittney Richardson	F	5-11	Jr./2VL	Mountain Home, Ark./Mtn. Home HS
22	C'eira Ricketts	G	5-9	So./1VL	Louisville, Ky./Fairdale HS
21	Dominique Robinson	F	6-0	Fr./HS	Baton Rouge, La./Capitol HS
3	Jamesha Townsend	F	6-2	So./1VL	Chula Vista, Calif./Bonita Vista HS
54	Ashlea Williams	P	6-2	Jr./2VL	Springfield, Mo./Hillcrest HS
44	Quistelle Williams	P	6-1	Fr./HS	East Kentwood, Mich./East Kentwood HS
4	Sarah Watkins	P	6-3	Fr./HS	Germantown, Tenn./Houston HS

Head Coach: Tom Collen (Bowling Green, 1977/4th year at Arkansas)

Associate Head Coach: Tim Eatman (Talladega, 1988)

Assistant Coaches: Zenarae Antoine (Colorado State, 1998)

Greg Collins (Louisville, 1988)

Exec. Director of Basketball Ops: Amber Shirey (Arkansas, 1992)

Athletic Trainer: Jeremy Braziel (Oklahoma State, 2000)

PRONUNCIATION GUIDE

#3	jah-M-sha Townsend
#22	SEE-era Ricketts
#44	qw-is-STAHL Williams
Asst. Coach	zen-AH-ray AN-twahn

2009-10 ROSTER



3
JAMESHA
TOWNSEND

F || 6-2 || SO
CHULA
VISTA, CALIF.
BONITA VISTA



4
SARAH
WATKINS

P || 6-3 || FR
GERMANTOWN,
TENN.
HOUSTON



12
ASHLEY
DANIELS

F || 6-2 || SO
COLDWATER,
MISS.
COLDWATER



13
JULIE
INMAN

G || 5-9 || SO
CARLISLE, ARK.
CARLISLE



14
KRISTEN
GILLESPIE

G || 5-8 || FR
OVERLAND PARK,
KAN.
SHAWNEE MISSION
SOUTH



15
SKYE
REES

P || 6-3 || JR
DROUIN,
VICTORIA
NEO A&M



21
DOMINIQUE
ROBINSON

F || 6-0 || FR
BATON ROUGE,
LA.
CAPITOL



22
C'EIRA
RICKETS

G || 5-9 || SO
LOUISVILLE, KY.
FAIRDALE



23
ASHLEY
MCCRAY

P || 6-3 || SR
SANFORD, FLA.
CHIPOLA CC
SEMINOLE



24
BRITNEY
RICHARDSON

F || 5-11 || JR
MOUNTAIN
HOME, ARK.
MOUNTAIN
HOME



32
CHARITY
FORD

G || 5-8 || SR
ARLINGTON,
TEXAS
SEGUIN




33
LYNDSAY
HARRIS

G || 5-9 || SO
HOOVER, ALA.
HOOVER



44
QUISTELLE
WILLIAMS

P || 6-1 || FR
EAST KINGWOOD,
MICH.
EAST KINGWOOD



54
ASHLEA
WILLIAMS

P || 6-2 || JR
SPRINGFIELD,
MO.
HILLCREST



TOM
COLLEN

HEAD COACH
BOWLING GREEN,
1977
THIRD YEAR AT
ARKANSAS
252-97 (11)
35-27 (2 AT UA)

2009 - 10 CLASS PHOTOS

2009-10 PREVIEW



The Freshmen: (l-r): Dominique Robinson, Sarah Watkins, Questelle Williams, Kristen Gillespie.



The Juniors: (l-r): Ashlea Williams, Skye Rees, Brittney Richardson.



The Sophomores: (l-r): Julie Inman, Jamesha Townsend, Ashley Daniels, Lyndsay Harris, C'eira Ricketts.



The Seniors:(l-r): Charity Ford, Ashley McCray.



*Amber Shirey, Timothy Fatman, Tom Colten,
Zenara Antoine, Greg Collins.*

WOMEN'S BASKETBALL

09-10

HEAD COACH

COACHES AND STAFF



Tom COLLEN

When Tom Collen answered the call to return to the University of Arkansas, he expected a challenge.

The seventh head coach in Razorback history, Collen served as the first assistant head coach during the mid-1990s. His recruiting work led to one of the greatest moments in Arkansas history – the 1998 Final Four.

His recruits were the key to a golden age of women’s basketball at Arkansas in the mid-to-late 1990s. It would be

the same process in the 21st century, and Collen got to work immediately.

The fall signees for the Class of 2008 put the Razorbacks among the top 25 in recruiting.

By January 2008, Collen had the current Razorbacks in The Associated Press Top 25. That made Collen only the ninth coach in women’s college basketball history to take three different programs into the AP rankings, and he had done it in only 10 seasons.

Circumstances beyond anyone’s control -- a series of injuries beginning with the torn ACL of a 2008 WNBA Draft pick -- left Arkansas with only eight scholarship players by the end of a 17-13 season.

That Arkansas broke the school record for consecutive wins early and finished out with a winning record against the injury adversity presented to the team is a credit to Collen’s coaching ability.

The 2008-09 season again saw new accomplishments for Arkansas under Collen. He coached three players to All-SEC honors and one,

TOM COLLEN PERSONAL

Hometown: Lancaster, Ohio

Birthdate: Dec. 21, 1953

Family: Wife, Nicki

Two-year-old twins,

Connor and Reese

One-year old Logan

Bachelor’s Degree:

Bowling Green State, 1977

Physical education

Master’s Degree:

Miami of Ohio, 1983

Recreational Education

and Health Education

QUICK CAREER

Assistant Coach:

Miami of Ohio, 1981-83

Utah, 1983-86

Purdue, 1986-93

Arkansas, 1993-97

Head Coach:

Colorado State, 1997-02

Louisville, 2003-07

Arkansas, 2007-present

CAREER RECORD

Head: 252-97 (.722), 11 seasons

35-27 (.565), 2 years at Arkansas

Assistant: 329-114 (.742), 16 seasons



The Collen family (l-r): Nicki, Logan, Connor, Reese and Tom.

C'eira Ricketts, to All-America honors. Ricketts also earned an invitation to the USA U19 team winning a gold medal in international play.

Collen's road home to Arkansas started in the Blue Grass state. Settled in at Louisville and putting the Cardinals in the top 25 and the NCAA second round, Collen earned his 200th career victory that season and seemed ready to move UL into the Big East elite.

Then, the phone rang and Collen came home.

"Some of my fondest memories both as a person and as a coach are from my time in Fayetteville," Collen

said. "I have always felt that Arkansas has the potential to excel at the national level. We proved that during my tenure here as the recruiting coordinator that resulted in an appearance at the Final Four."

Collen served as the recruiting coordinator for four seasons at Arkansas from 1993 until departing to become the head coach at Colorado State in 1997.

"I know the keys to



HEAD COACHING CAREER

Colorado State || Five Seasons (1997-2002) || 129-33 (.796)

After his five years with the Rams, Collen ranked third in the nation in winning percentage among active coaches.

Set school records for most wins in a single season (33)

Best NCAA finish (Sweet 16 in 1999)

Highest national ranking (4th)

National Coach of the Year, 1999

Women's Basketball News Service

Women's Basketball Journal

Western Athletic Conference Coach of the Year, 1999

WBCA District VII Coach of the Year, 1999

Kodak All-American and Three-time MVC Player of the Year

Becky Hammon

1997-98 24-6 (NCAA second round)

1998-99 33-3 (NCAA Sweet 16)

WAC Regular Season Champion

1999-2000 23-10 (WNIT semifinals)

2000-01 25-7 (NCAA second round)

Mountain West Tournament Champions

2001-02 24-7 (NCAA first round)

Mountain West Regular Season Champion

Louisville || Four Seasons (2003-2007) || 88-37 (.704)

First resurrected the Louisville program from an 11th-place finish in Conference USA the year prior to his arrival into a 20-win, post-season team. Proceeded to soar the Cardinals to heights previously unheard of at UL. Set the school record for most wins in a single season (27). First ever national ranking in AP and USATODAY. School record for home win streak and consecutive wins. Recruited and coached the Big East Player of the Year in 2007 and Kodak All-American Angel McCoughtry. Only the second coach in UL history to earn three straight NCAA bids. Fastest run to 20 wins in Louisville history

2003-04 20-10 (WNIT first round)

2004-05 22-9 (NCAA first round)

2005-06 19-10 (NCAA first round)

2006-07 27-8 (NCAA second round)

Arkansas Two Seasons (2007-present) 35-27 (.565)

Returned to Arkansas as head coach, and had an immediate impact with a top 25 recruiting class. His first Razorback team broke the school record for consecutive wins with a 15-0 start and AP ranking before season-ending injuries took the roster down to nine scholarship players. Collen had three players selected to SEC postseason honors and one, C'eira Ricketts, earn Associated Press All-America honors. Ricketts went on earning a gold medal with the U19 World Championship team in 2009.

2007-08 17-13

2008-09 18-14

success in building this program to new heights. I know we need to keep the best players in the state, and I will do everything in my power to make that happen," Collen said.

In his final two seasons with Arkansas, Collen was promoted to assistant head coach for the Razorbacks.

"I developed great working relationships with many of the people here and those friendships proved to be very important in the decision to return to Arkansas," Collen said.

The national coach of the year in 1999, Collen is one of the top women's coaches in the game to day by any measure. Along with his career percentage rankings, Collen won his 200th game in 2006-07, and in doing so put him on yet another list of coaching greats -- the fastest to 200 wins.

His 2006-07 Louisville team made history for the Cardinals by achieving the first national

HEAD COACH TOM COLLEN



and head coach in Division I, Collen's recruiting has been singled out as among the best in the nation.

One of the most sought-after assistant coaches in America during his early career, he recruited the athletes that put Purdue and Arkansas into their first Final Four appearances. During his 14 seasons as a full-time assistant with Utah, Purdue and Arkansas, Collen produced 10 recruiting classes that ranked top 20 in the nation.

His final class at Utah ranked 19th, starting an eight-year run in the top 20 for the up-and-coming recruiter. Collen's seven-year tenure at Purdue resulted in seven consecutive recruiting classes ranked in the top 20, including the top class in the nation in 1989. At Arkansas, his final two recruiting classes were ranked top 20 with the 1996 class achieving the highest ranking in school history at fifth.

Perhaps the most recognized recruit in Collen's Arkansas career was future University hall of fame point guard Christy Smith who led the Razorbacks to the 1998 Final Four. However, the recruiting classes during his four years as Arkansas' recruiting coordinator included Parade All-Americans like Tennille Adams, 1998 NCAA West Regional MVP Sytia Messer and the second all-time three-point shooter in SEC history Wendi Willits. On the court, Collen's defensive mastery turned Arkansas into a 20-game winner after one season. The Razorbacks posted two post-

ASSISTANT COACHING CAREER

16 seasons 329-114 (.742)

Miami (Ohio) || Two Seasons (1981-83) || 45-15

Two seasons assisting while working on his masters

AIAW Tournament Appearance
Two Mid-America Conference titles
1981-82 24-9 AIAW Sweet 16
1982-83 21-6

Utah || Three Seasons (1983-86) || 56-32

The 1985-86 recruiting class ranked 19th in the nation

1983-84 19-12 NWIT Tournament
1984-85 16-14
1985-86 21-8 NCAA Tournament

Purdue || Seven Seasons (1986-93) || 151-53

Recruits reach 1994 Final Four
1988 NWIT Runner-up
Five consecutive 20-win seasons
Four straight NCAA bids, two Sweet 16 finishes
All seven recruiting classes ranked in top 20
Top class in the nation in 1989
Five top 10 recruiting classes

1986-87	18-9	
1987-88	21-10	NWIT runner-up
1988-89	24-6	NCAA second round (AP 15th)
1989-90	23-7	NCAA Sweet 16 (AP 15th)
1990-91	26-3	NCAA second round (AP 5th)
1991-92	23-7	NCAA Sweet 16 (AP 11th)
1992-93	16-11	

**1993-94 team went 29-5 as Big Ten champions and 1994 Final Four

Arkansas || Four Seasons (1993-97) || 77-44

Recruits reach 1998 Final Four
Three straight post-season appearances
Final two recruiting classes ranked top 20
1996 recruiting class the highest ranked in UA history at fifth
Defensive coordinator from 1993
Assistant Head Coach for final two seasons

1993-94	15-14	
1994-95	23-7	NCAA second round
1995-96	21-13	Preseason WNIT runner-up & NWIT 4th

1996-97 18-10
**1997-98 team went 22-11 to reach 1998 Final Four

ranking in school history. Behind the presence of Big East Player of the Year Angel McCoughtry – only the second player in Big East history to lead the league in scoring and rebounding – Collen's Cardinals closed the season with a school-record 27 wins and came within minutes of reaching the Sweet 16 for the first time ever.

Collen brings a reputation for recruiting and resurrecting programs to the Arkansas position. In his first decade as a head coach, his teams have nine post season appearances and racked up eight 20-win seasons.

In fact, across the span of his entire women's basketball coaching career, Collen has never been on a coaching staff -- head coach, assistant head coach or assistant coach -- that recorded a losing season.

During his career as an assistant



HEAD COACH TOM COLLEN



IN 50 WORDS OR LESS

A veteran coach with a strong track record of recruiting and developing talent at every step of his career who ranks among the winningest coach in Division I women's basketball with a head coaching mark of 252-97 and eight 20-win seasons in his 11 years.

season appearances during his four years.

Departing Arkansas after the 1997 season to take over the Colorado State program, he turned the Rams into champions in his first season. The Rams took the Western Athletic Conference regular season title winning 24 games and advancing to the NCAA second round.

The next season, CSU ran the table in the WAC with a school-record 33-3 mark to advance to the NCAA

Sweet 16 for the first and only time in school history. Led by Ram superstar Becky Hammon and fellow All-American Katie Cronin, Collen's second year team put Colorado State on the map and earned conference, regional and national coach of the year honors for Collen.

While the accolades came for the 1999 team, Collen earned them again the following year as he guided the Rams to another 20-win season in 2000. Rebuilding without Hammon and company, CSU reached the post season and advanced three games into the Women's NIT before losing in the semifinals.

With a new foundation recruited to Fort Collins, Colorado State returned to the NCAA tournament in 2001 and 2002. Changing conferences in 2001, the Rams took the Mountain West tournament title in 2001 and the MVC regular season title in 2002.

After the 2002 season, Collen appeared bound for the SEC at Vanderbilt, but the Commodores withdrew their offer after mistakenly interpreting the veteran coach's academic record from his graduate work at Miami of Ohio. Taking a year off from coaching in 2002-03, Collen was vindicated by the registrar's office at Miami.

The next year, Collen took over the Cardinals and had the same immediate impact experienced at Colorado State. With a single returning starter, Collen led Louisville to a 20-win season and the first appearance in the Conference USA tournament semifinals since 1999. His coaching turned Sara Nord into an All-America candidate that led the Cardinals into the post season.

In his second year, Collen had UL leading C-USA before losing one of his starting forwards, Missy Taylor, to a torn meniscus. Turning to one of his freshmen recruits, Yuliya Tokova, Collen rebuilt the Cardinals who finished the season with a powerful surge to reach the C-USA finals for the first time since 1998. In the title game, UL took its second hit with a torn ACL to Tokova, yet the Cardinal closed the year at 22-9 and in the NCAA tournament for the first time since 2001.

His time at Louisville first produced three all-freshmen team members three straight seasons with Jazz Covington, Yuliya Tokova and Angel McCoughtry, then all-conference honors peaking in 2007 with McCoughtry's selection as the Big East Player of the Year. Covington became the first Wade Trophy watch list member in Cardinal history.

The 53-year-old native of Lancaster, Ohio, graduated from Bowling Green State in 1977 with his bachelor's in physical education. He completed his master's in recreational education and in health education at Miami of Ohio in 1983 while serving two seasons as the Red Hawks' graduate assistant coach.

Collen and wife Nicki have twins, daughter Reese and son Connor, and a younger daughter, Logan.

WINNINGEST ACTIVE COACHES

(Minimum five years as a Division I head coach)

BY PERCENTAGE

NAME, TEAM	YRS.	W	L	PCT.
1. Geno Auriemma, UConn	24	696	122	.8509
2. Pat Summitt, Tennessee	35	1,005	193	.8389
3. Tara VanDerveer, Stanford	30	757	193	.7968
4. Kim Mulkey, Baylor	9	237	66	.7822
5. Robin Selvig, Montana	31	725	204	.7804
6. Gail Goestenkors, Texas	17	439	124	.7798
7. Joe Foley, UALR	22	559	158	.7796
8. Wes Moore, Chattanooga	20	466	132	.7793
9. Brian Giorgis, Marist	7	168	54	.7568
10. Carey Green, Liberty	10	237	77	.7548
11. Andy Landers, Georgia	30	725	239	.7521
12. C. Vivian Stringer, Rutgers	38	825	280	.7466
13. Sylvia Hatchell, N. Carolina	34	812	282	.7422
14. Van Chancellor, LSU	21	489	171	.7409
15. Wendy Larry, ODU	25	569	209	.7314
16. Joe McKeown, N'Western	3	516	197	.7237
17. TOM COLLEN, Arkansas	11	252	97	.7221
18. Brenda Frese, Maryland	10	233	90	.7214
19. Joanne Boyle, California	7	162	64	.7168
20. Jim Foster, Ohio State	31	685	272	.7158

ASSOCIATE HEAD COACH

COACHES AND STAFF



Timothy EATMAN

Timothy Eatman brings a passion to the court about two things: defense and life. Named the associate head coach for women's basketball at the University of Arkansas in 2007, Eatman applies his quiet energy and passionate demeanor to everything in his career.

The defensive coordinator for the Razorbacks, Eatman changed the approach to stopping opponents and

instilled a new work ethic toward the game.

The results were, well, record-setting as Eatman's defense set a UA record for least points allowed in a SEC game -- a mere 42 points to Miss. State. Arkansas just missed breaking the season low for a 14-game season, allowing league opponents only 978 points for 2007-08 season.

He followed his boss of three seasons at Louisville when Tom Collen became Arkansas' head coach at the end of the 2006-07 season, and the two have become a powerful coaching duo in women's basketball.

"He is known from coast-to-coast as one of the finest recruiters in America," Collen said.

Eatman is crystal clear about why he departed his position with the up-and-comer in the Big East for the challenge of America's top coaching conference.

"I'm here because of Coach Collen, and wanted to be here with him to build a program," Eatman said. "I believe in him as a man and as a coach. His integrity and character

COACHING CAREER

As an assistant coach . . .

- +In 1992 for Houston, the No. 4 recruiting class in the country
- +At Iowa, the No. 1 recruiting class in the nation in 1994 & 12th-ranked in 1995
- +At Kansas, top rankings again for national recruiting with three top 10 classes in four seasons with KU
- +At Louisville, part of recruiting staff bringing in nationally-ranked classes at UL
- Also, serving as the defensive coordinator for the Cardinals

As a head coach . . .

- +Six seasons experience at Talladega College and Illinois-Chicago

As a developer of professional players . . .

- +Many of the athletes he recruited or coached were drafted or had careers in the WNBA
- Tangela Smith, Nadine Domond, Tamecka Dixon, Angela Hamblin, Tia Jackson, Amy Herring, Jaclyn Johnson, Lynn Pride, Stacy Frese, Simone Edwards, Nikea Sanford, Margo Graham, Lauren Ervin

As a mentor to future collegiate coaches . . .

- +Numerous former athletes went on to careers in collegiate coaching including
- Tia Jackson, head coach, Univ. of Washington,
- Karen Clayton, assistant coach, Kansas
- Malikah Willis, assistant coach, Norfolk State
- Donna Brown, associate head coach, Belmont
- Simone Edwards, assistant coach, Radford
- Nikki Washington, asst. coach, Florida A&M
- Shannon Perry, Duke

are all things that I want to be a part of.”

Eatman himself is a respected member of the coaching community, and was named to serve as a member of the programs planning committee of the Black Coaches Association in 2008. He is also a participant in the BCA’s ACE Program for Women’s Basketball Coaches.

Honored by national basketball publications as one of the top recruiters in women’s basketball, Eatman also brings a reputation for developing talent and tenacious defense. Eatman was a part of Louisville bringing in two nationally ranked classes at UL, including a 25th-ranked class this past season.

During his assistant coaching career, Eatman signed some of the best players in the nation – including former Razorback Lauren Ervin. The nation’s top junior then the No. 2 prep player in the country back in 2003, Eatman signed Ervin for Kansas out of high school.

Ervin completed her second season with Eatman, and was a pick in the 2008 WNBA Draft. Along with several pro players, Eatman has also worked with two Kodak All-Americans during his career.

His resume resembled that of his current boss. Eatman registered the nation’s top recruiting class in 1994 while at Iowa, one of five times his recruiting resulted in a top 10 class. During his career, Eatman has a total of 11 top 30 recruiting classes for five different Division I schools.

“While he’s known as a great recruiter, Tim brings much more to the staff,” Colleen said. “His experience as



a head coach brings another level of experience to the program.”

Eatman spent two seasons with Marian Washington at Kansas before arriving at Louisville in 2004. Along with Ervin and other top recruits, Eatman was named one of the top 10 assistant coaches in the country by Basketball Times in 2003.

It was Eatman’s second tour with the Jayhawks, joining Washington’s staff after serving as the head man for four seasons at Illinois-Chicago. Eatman brought in two top 20 recruiting classes in his four years at UIC.

Eatman arrived at Kansas for the first time in 1996, and landed the nation’s No. 6 recruiting class in his second year. He backed it up with another No. 6 class in 1998, and added a third-ranked class in 2003. On the court, he worked with players that led Kansas to the Big 12 Championship in 1997 and reached the Sweet 16 in 1998.

Working with another coaching legend before Kansas, Eatman was an

assistant coach for then Iowa head coach C. Vivian Stringer. With the Hawkeyes, Eatman also had the nation’s top recruiting class in 1994, and was honored by Lindy’s Magazine as one of the top young recruiters in women’s basketball. He backed it up with a 12th-ranked class the following year.

Prior to Iowa, Eatman spent a season at Houston from 1992-93, and the Cougars’ 1992 class was rated No. 4 in the country.

Eatman also has experience in the SEC, spending one season as an assistant at Mississippi State.

A 1988 graduate of Talladega College with a bachelor’s degree in chemistry, Eatman started his college coaching career as the head coach at his alma mater. Turning the team into a winner in his first season, Eatman led the Tornadoes to a 20-9 season in his second year with Talladega.

Along with a gift for identifying and signing talented players, Eatman has also developed coaches with 13 of his former players in the coaching ranks. Six more players, including veterans like Tangela Smith and Tamecka Dixon, have played in the WNBA. He should have his seventh, Ervin, next season.

Eatman recently completed his Master of Sacred Literature in Christian Education from Louisville Bible College.

Eatman and his wife, Crystel, have one son, Tyler.



ASSISTANT COACH

COACHES AND STAFF



Zenarae

ANTOINE

Recruiting is the lifeblood of successful college athletic teams and no one is more committed to the process than Razorback assistant coach and recruiting coordinator Zenarae Antoine.

“Coach Z”, as she is referred to by recruits and friends, serves as the recruiting coordinator for the Razorbacks and her impact made immediate waves for Arkansas in her first two seasons with the team.

She opened with back-to-back nationally-ranked recruiting classes that included two players who earned All-SEC recognition as freshmen last year (Lyndsay Harris and C'eira Ricketts).

The newcomers for the 2009-10 season have that same elite-level potential and expectations are equally high this year.

“Working at the University of Arkansas has been a wonderful experience,” Antoine said. “From the faculty and staff to the student body and athletic department, Arkansas embodies all that is essential about the college experience.

“I really enjoy recruiting,” Antoine continued. “I have had so many wonderful experiences meeting people and traveling. I really believe in what we’re doing here at Arkansas and its a joy to be able to share that with others and encourage them to be a part of it.

Managing the Razorbacks’ extensive recruiting data base as the staff’s recruiting coordinator, An-

PERSONAL

Husband: Ronald Antoine
Family: Twins Xavier and Zachary

COACHING CAREER

Assistant Coach:
College of Charleston, 2000-01
Ohio Univ., 1999-00, 2001-04
Louisville, 2004-07
Arkansas, 2007-present

Notes:

- +Helped Arkansas to a top 25 recruiting class in her first year
- +Works with wing guards and small forwards at Arkansas
- +Last two recruiting classes at Louisville ranked No. 26 and No. 25 in 2006 and 2007, respectively
- +First classes at Arkansas nationally ranked

ASSISTANT COACH



toine also works with the wing guards and small forwards and serving as the coaching staff's liaison with the Razorback academic staff.

Active in the community, Antoine was the team's liaison with the local Susan G. Komen group for Arkansas' Pink Zonegame. Along with her work with the Razorback academic staff, she is also the women's basketball team liaison to the student-athlete welfare and LifeSkills program.

Prior to Arkansas, Antoine worked with Collen as the recruiting coordinator at Louisville, and guided the Cardinals to nationally-ranked recruiting classes her four seasons at UL. Her last two recruiting classes were No. 26 for 2006 and No. 25 for 2007. Among the most notable signees for the Cardinals were Kodak All-American and 2007 Big East Player of the Year Angel McCoughtry and Kodak Junior College All-American Helen Johnson.

Prior to Louisville, Antoine spent two seasons as an assistant at Ohio University where she was responsible for recruiting for the Bobcats. Antoine also has one season as an assistant for College of Charleston.

Antoine received her master's from Ohio where her coaching career began as a graduate assistant.

During her playing career at Colorado State, Antoine was a three-year starter for the Rams. She played her senior season for Collen as CSU went 24-6 and reached the NCAA second round during his first season as head coach.

"As a former player for Coach Collen, I can reassure everyone that not only is he a great thinker of the game, but he is a very caring,

thoughtful and kind person," Antoine said. "He is a proven winner, and what I can promise the community, our student-athletes and our recruits is that through Coach Collen's leadership we will work hard and take the Razorbacks to new heights."

Working with posts and guards during her coaching career, Antoine was an anchor in the middle for CSU during her playing days. She finished her career third in blocked shots and seventh in rebounding. She also ranks high for single season rebounds and blocked shots. During her career, CSU had two league titles and two NCAA appearances.


Antoine is married to Ronald Antoine, a member of the Razorback football staff. Antoine was a Katy, Texas, resident and earned her bachelor's degree in physical science with minors in geology and statistics from CSU in 1998, and her master's in athletic administration at Ohio in 2000. Antoine is a member of the WBCA, BCA and a 2002 graduate of the Women's Coaches Academy.

The Antoines have twins, Zavier and Zachary, and a yellow lab named Daisy.



ASSISTANT COACH

COACHES AND STAFF



Greg **COLLINS**

Published author isn't a phrase often tossed around in coaches biographies, but Arkansas assistant coach Greg Collins isn't the average women's college assistant coach.

Considered one of the top X-and-O coaches in the women's game, Collins provided drills for one of the standard books on women's basketball. He has a long career of being one of the top drill masters and scouts in women's basketball, both at the college and professional level.


His impact extends to the recruiting efforts at Arkansas as he was key in the signing of the highest rated player in the Razorbacks top 25 Class of 2008, Louisville product C'eira Ricketts.

As a sophomore, Ricketts earned SEC Freshman of the Year honors as well as selection to the SEC Second Team. She was an AP All-America selection and won a gold medal with the USA U19 team in international play.

He joined the University of Arkansas in 2007 after serving with incoming head coach Tom Collen at Louisville for the past several seasons. At Louisville, Collins worked with the Cardinals scouting, and retains that game coaching assignment along with day-to-day court work with Arkansas.

Collins works with post players developing three in to professionals. He assisted former Razorback Lauren Ervin on the court, then played an important role in preparing her for the 2008 WNBA Draft. Even though Ervin missed the entire second half of the season with a torn ACL, she

ASSISTANT COACH



was drafted by the Connecticut Sun in the third round.

At Louisville, Lori Nero was drafted by the Houston Comets before going on to a highly-successful European career. Jazz Covington also stars in Europe.

"We're fortunate that we were able to convince Greg to leave," Collen said. "He grew up and was raised in Kentucky, but give him time and the folks here will believe he's a native Arkansan."

The floor work and scouting breakdowns by Collins for the new Arkansas coaching staff are vital to the team's future success.

"He is one of the finest at individual instruction I know, and his expertise and enthusiasm are a huge addition to the program," Collen said.

Collins was a five-year veteran at Louisville, working the past

four seasons for Collen. A former AAU coach for Derek Smith All-Stars, his youth teams produced three Miss Kentucky Basketball winners and was ranked among the top 15 programs in the country. He served as assistant athletic director and assistant coach at DuPont Manual High School in Louisville prior to becoming a member of the UL women's staff.

During his career, he has been a contributor to the coaching technique book, *Five-Star Girls' Basketball Drills*, and served as an advance scout for the WNBA New York Liberty.

Collins also was one of the first women's coaches in the country to put advanced video software to work for a college team. He brings that experience from assisting with the development of one of the country's top coaching video programs to

Arkansas, and works with the Razorbacks to enhance the program of video analysis to assist the Arkansas players and staff.

His work with video also extends to developing talent behind the keyboard. Six of his former video assistants are now working full-time with hoops teams including the NBA's Cleveland Cavaliers, Orlando Magic and Sacramento Kings plus college teams including Miami, Marquette and Florida State.

A Louisville native, he earned his bachelor's degree from UL in marketing in 1988, then finished a master's in business education from UL in 1994.



DIRECTOR OF BASKETBALL OPERATIONS



COACHES AND STAFF

Amber

SHIREY

Amber Shirey is the only person who gets an asterisk by her years of service.

While this is her 18th season as a part of the coaching staff, she has been a part of Arkansas women's basketball for the past 22 years.

Arriving in Fayetteville as a highly recruited freshman point guard in 1988, Shirey has always been considered a legend by the fans.

As a player, she took Arkansas to its Southwest Conference pinnacle with two championships, the 1990 NCAA West Regional Finals, and three NCAA appearances.

As a coach, she managed to wipe out her own accomplishments as the 1998 team went one step further by reaching the Final Four.

She broke new ground once again as the executive director of basketball operations for new head coach Tom Collen in 2007-08.

Collen's return reunites the fellow assistant coaches under former Razorbacks' skipper Gary Blair in the late 1990s.

"I really believe our staff would not have been complete without my ability to retain Amber," Collen said. "Everyone in the state identifies Arkansas women's basketball with the tradition that Amber established back in the late 1980s as a point guard."

As the executive director, Shirey brings her duties with scheduling to the existing assignments for the operations director for travel and summer camps. Collen added the responsibility for Shirey as the coordinator for on-campus recruiting activities.

Voted by the University of Arkansas Lettermen's Club into the Arkansas Hall of Honor in 2002, she was honored by the university and the Southeastern Conference at the 2003 women's basketball tournament as one of the league's legendary players.

What appears to be such an incredible career seems rather natural to Shirey.

"This gives me an opportunity to give something back to the program and the people of Arkansas that helped me through my career," Shirey said. "When you're in high school in Arkansas, most kids dream about being a Razorback."

One of the most decorated athletes in women's history at Arkansas, Shirey was the first women's student-athlete selected to receive a NCAA Postgraduate Scholarship.

She closed her career as one of two players in school history to rank on four career total

lists (points, 6th; rebounds, 10th; steals, 2nd; assists, 1st). While no longer Arkansas' all-time assist leader with 538, Shirey still holds the record for consecutive games started, 87. Twice named All-Southwest Conference, she was the MVP of the 1991 SWC tournament, leading Arkansas to the first non-Texas title.

Shirey equaled her court performance in the classroom. A kinesiology major, she had over a 3.9 GPA, and twice was voted to the College Sports Information Directors of America's Academic All-America Team. She was a three-time conference academic team member.

An Arkansas native, Shirey led Newark High to a 36-6 record her senior year and the Class B state title with 28.1 ppg. Senior class president and valedictorian, she graduated with a 4.18 GPA on a 4.00 scale. Shirey was named state player of the year as a senior and two-time AAU All-American, leading the Arkansas Pipers to the 16-and-under national championship in 1987.

She is married to Jason Shirey. Coach of the Fayetteville High softball team, Jason led the Lady Bulldogs to back-to-back state championships in 2006 and 2007. The Shireys have two children, a son, Ross, and a daughter, Reese.



The Shireys: Ross, Jason, Reese and Amber.



DAVID WALKER

DIRECTOR OF VIDEO OPERATIONS

David Walker begins his second season as a graduate assistant with Arkansas in 2009-10. A graduate of Harding University with his bachelor's degree in kinesiology, he served as a student assistant for the Bison for one season. Walker started his undergraduate career at Oklahoma on the Sooner football team.

Walker was a member of the 2002 Big 12 champions, 2003 Rose Bowl champions and the 2004 national runner-up squad at Oklahoma. He transferred to Harding for his final two seasons of college football.

A highly recruited athlete coming out of Fort Gibson High in Fort Gibson, Okla., Walker was a two-sport star. While his playing career continued at the collegiate level in football, he was an all-state basketball player guiding FGHS to a state tournament appearance his senior season. The first freshman to start for Fort Gibson, he scored in 97 of his 98 prep basketball games.

He comes into basketball coaching by family tradition as he father, Jerry Walker, is the head girls basketball coach at Fort Gibson High. By joining the Arkansas staff, Walker became the fourth generation of basketball coaches in the family.

The Walkers are an athletic family. Both his father and grandfather were college basketball players: Jerry, Sr., at Northeastern State, and Jerry, Jr., for Oklahoma Christian. His older brother, Jeff, also played football at Harding. He has a younger sister, Brooke.

The 25-year-old is married to the former Laura Merritt, and the Walkers make their home in Fayetteville.



JEFF BRAZIL

ASST. DIR. OF VIDEO OPERATIONS

Jeff Brazil joins the Razorback women's basketball staff as the assistant director of video operations for the 2009-10 season.

Brazil is responsible for assisting with all aspects of video editing for the Razorbacks. He helps with film breakdown, digital video exchange and professional highlight videos.

A native of Colcord, Okla., Brazil's experience includes stints as a student manager at Northeastern Oklahoma A&M and Oklahoma State with the men's basketball teams.

In addition, Brazil has worked several camps and clinics throughout the south and midwest including the Tom Collen, John Pelphrey, Rick Barnes, Mark Turgeon and Doc Sadler camps. Brazil is a member of the National Association of Basketball Coaches and the University of Arkansas Mortar Board Chapter.

Brazil is married to the former Sheri McElroy of Springdale, Ark.



JEREMY BRAZIEL

BASKETBALL ATHLETIC TRAINER

Jeremy Braziel took over as the women's basketball athletic trainer just before the start of fall drills for the women's basketball team in October 2006.

Braziel came to Arkansas from the University of Tennessee at Martin where he handled the day-to-day athletic training needs of the football team. In addition, Braziel was an adjunct instructor at UT-Martin.

During his three-and-a-half-year tenure with UT-Martin, Braziel also was responsible for designing and implementing an emergency action plan, handling bidding and ordering of supplies, supervising students, coordinating insurance payments and overseeing the university's drug testing procedures.

Braziel has completed his graduate course work at Ohio State University towards his master's degree in allied health management. He worked with the women's ice hockey and volleyball teams while with the Buckeyes.

A 2000 graduate of Oklahoma State University with his bachelor's degree in athletic training, Braziel worked with the Cowgirls basketball team among other assignments.

In addition to his collegiate athletic training experience, Braziel has worked with several professional football teams including the Dallas Cowboys and Philadelphia Eagles, but perhaps his most unique resume line is working with NFL Europe, serving as an athletic trainer for the Scottish Claymores in Glasgow.

Along with women's basketball, Braziel will serve as the athletic trainer for the Razorbacks' nationally-ranked women's golf team.

Braziel and wife, Diana, live in Fayetteville.

SUPPORT STAFF



TODD BARBOUR

**DIRECTOR OF STRENGTH AND
CONDITIONING FOR
OLYMPIC SPORTS**

Todd Barbour joined the Razorback staff as Arkansas' director of strength and conditioning for Olympic sports in the summer of 2008.

Barbour has 14 years of experience in the strength and condition-

ing field and joins the athletic department staff after spending the four previous years as the director of performance at the Performance and Wellness Institute in Greeley, Colo.

He also spent five years as an assistant strength and conditioning coach at Oregon State, and five years as a high school strength and conditioning coach as well as a football and softball coach in Billings, Mont.

Barbour earned his bachelor's in physical education and sports science from the University of Idaho in 1994. He earned certification from the National Strength and Conditioning Association in 2001 and the Collegiate Strength and Conditioning Coaches Association in 2002.

At the Performance and Wellness Institute, he designed, developed and implemented philosophy and principles for fitness, regeneration, rehabilitation and pre-rehabilitation. He also designed the new facility, budgeted, and researched and purchased all equipment.

Barbour assisted in the development and implementation of proto-

col for orthopedic evaluations, injury screens, athletic consults, emergency procedures, "performance inhibitors" and post-surgical workout evaluations. He recruited athletes in the sports of baseball, softball, golf, volleyball, football and basketball to train in northern Colorado at the Performance and Wellness Institute.

A presenter and participant in regional and national conferences and seminars on strength and conditioning and sport nutrition, he has also been a director and presenter at pre-season, in-season and summer training camps, and designed and presented a speed and agility demonstration at the NSCA State Clinic hosted by the Oregon State Strength and Conditioning Department.

At OSU, where he was hired by football coach Dennis Erickson and was the first assistant for football, he was a coach and presenter at summer camps for football, baseball, softball and basketball.

COACHES AND STAFF



TAMESHA GREENLEE

ACADEMICS

Tamesha Greenlee returned to the Razorback academic center in August 2008 as a full-time assistant academic coordinator.

Prior to her fall hiring in the academic center, Greenlee worked as a student development specialist and communications coordinator at Arkansas for two years.

A 2004 honor graduate of Arkansas Tech in speech communications, she worked with both the ATU Wesley Foundation and several of ATU's student affairs offices during her undergraduate days. Greenlee was an honor graduate of Nashville High in Nashville, Ark., and earned her master's degree at the University of Arkansas in higher education in 2006.



ANDREA BLAKNEY

BASKETBALL SECRETARY

Andrea Blakney continues for her ninth year as the secretary for the Razorback basketball staff. Along with keeping the coaching staff coordinated and relating with the public, Blakney also assists with the annual basketball camps and the team's recruiting data base systems.

Andrea and husband Glen have one son, Travis, daughter-in-law, Jennifer, and granddaughter, Fern.

When she's not working in the Razorback office, Andrea enjoys sports, the outdoors, reading and family activities.



STEPHANIE RICHARDSON

HOGWILD BAND

A Hot Springs, Ark., native, Stephanie Richardson begins her second year as a graduate assistant and band director at Arkansas. She is pursuing a masters degree in music with emphasis on instrumental conducting and conducts the Hogwild Band for women's basketball. In addition, Richardson works with the Razorback Marching Band, Volleyball Pep Band and the Campus Band. She also performs with the Wind Symphony and teaches instrumental sectionals and private lessons for local public schools.

Prior to joining the band staff at Arkansas, Richardson was a band director for the award winning bands of McAlester, Okla. She is an active volunteer for Bands of America and has been a staff member for the George Parks Drum Major Academy and the Arkansas Summer Music Camp since 2002. She is currently the vice president of membership for the Fayetteville Alumnae chapter of Sigma Alpha Iota, a professional music fraternity for women.

BRANDON HULTS

HOGWILD BAND

Brandon Hults is in his first year as a graduate student working with the Razorback Marching Band, the Hogwild Basketball Pep Bands, and the Volleyball Pep Band. His primary responsibility throughout the year includes assisting the band directors during rehearsals as well as running group sectionals and ensemble rehearsals in the absence of the directors. In addition, Hults shares the responsibility of conducting the Campus Band and various chamber ensembles. Beside his teaching opportunities, Hults also performs with the university's Wind Symphony.

A native of North Carolina, Hults graduated magna cum laude from East Carolina University in 2008 with a bachelor's degree in music education where he was drum major for the ECU Marching Pirates and became a staff member for the marching band as an undergraduate his senior year. Hults was named the Most Outstanding Senior in instrumental music education. After completing his studies at ECU, Brandon accepted the position of Director of Bands for New Bern High School, in New Bern, NC. Under his leadership, the band grew from 18 to 90 students in just one year.



JEAN NAIL

SPIRIT GROUPS

Nail is in her 29th year as spirit group coordinator for the Razorbacks. She coordinates the selection and performance schedule of the Razorback Cheerleaders, Pom squad, RBI Girls and Razorback Mascot Family.

Nail received her bachelor's in 1986 and master's in 1987 in education from the University of Arkansas.

Jean and husband Mike Nail have two daughters, Michelle (Mrs. Doug) Kehn and Elsa (Mrs. Scott) Salrin and are the proud grandparents of John Michael Kehn and Aubrey Anne Kehn.

KRAIG JIMENEZ

CHEER COACH

Kraig Jimenez is in his eighth year as cheer coach for the Arkansas Razorbacks. He has been a head camp instructor for Universal Cheerleaders Association for nine years. Jimenez is from Houston, Texas and cheered four years at the University of Nebraska.



SUPPORT STAFF



RYANN HARTLEY

MANAGER

Ryann Hartley joins the Razorbacks for her first season as a team manager in 2009-10.

A Carthage, Mo., native, Hartley graduated in 2009 from Carthage High where she played basketball.

While in high school, Hartley was a member of the National Honor Society and graduated with high honors. She broke the school records for most three point goals in a game, season and career, and earned all-conference honors three years. Hartley was also a three-time all-district selection.

A freshman at Arkansas, Hartley is majoring in education and would like to teach and coach after graduation.

Hartley is the daughter of Scott and Kelly Hartley and has a sister, Kailey.



GRACE PARKER

MANAGER

Grace Parker joined the Razorback women's basketball managers in 2008. An honors graduate and all-state basketball player at Benton High in central Arkansas, she is a junior majoring in kinesiology at Arkansas.



HALEY BESTGEN

MANAGER

Haley Bestgen returns for her fourth year with the Razorback basketball team as one of the squad's managers. She is a senior majoring in kinesiology-pre-professional at the University of Arkansas.

A basketball and cross country athlete at North High in Sioux City, Iowa, Bestgen was a National Honor Society and honor roll member.

The daughter of Robert and Karen Bestgen of Sioux City, she has a younger brother, Baylor.



EMILY PEARSON

MANAGER

Emily Pearson joined the Razorback women's basketball managers after a year as a student worker in the women's basketball coaches' office. The junior from Star City, Ark., is majoring in sports management.



ERIN COX

MANAGER

A former two-sport manager at nearby Siloam Springs High, Erin Cox starts her fourth season as a manager for Razorback women's basketball.

A junior majoring in kinesiology pre-MAT, Cox is known by her friends by her nickname Chuck.

The daughter of Gary and Brenda Cox, she has three older siblings, Michael, Paige and Mark and a younger sister, Bailey.



Charity Ford and Ashley McCray

WOMEN'S BASKETBALL

CHARITY FORD



THE RAZORBACKS

SENIOR GUARD

5-8 || 2VL
Arlington, Texas
Seguin

CAREER HIGHS

- Points**
22 at Georgia (2/8/09)
- Rebounds**
5 vs. Louisiana-Monroe (11/15/08)*
- Assists**
4 vs. Tulsa (1/20/07)
- Blocked Shots**
1 vs. Sam Houston State (12/4/07)
- Steals**
4 at South Carolina (2/3/08)
- Field Goals**
7 vs. Memphis (12/18/07)
- Field Goal Attempts**
14 vs. Clemson (12-2-07)
- 3-Point Field Goals**
4 at Missouri (11-28-07)
- 3-Point Field Goal Attempts**
10 vs. Clemson (12-2-07)
- Free Throws**
4 at Florida (2-17-08)
- Free Throw Attempts**
7 at Florida (2-17-08)
- Minutes Played**
40 vs. Austin Peay (11-17-07)

*Most Recent

2009-10 EXPECTATIONS

"We expect Charity to have a great senior year," said head coach Tom Collen. "Although she is the reigning SEC Sixth Player of the Year, we always considered her a starter. She was the most consistent three-point shooter on our team when she was healthy. We were a much better defensive team with her on the floor and she may have to become our defensive stopper this season. Charity is one of the hardest workers I have ever coached and all of our players look to her for leadership."

AS A JUNIOR (2008-09)

Expectations soared as Ford entered her junior season and she lived up to the challenge. Collen approached the Arlington, Texas, native, asking her to come off the bench allowing a younger player to gain some starting experience. Ford's response was "anything for the team."

Her sacrifice paid dividends for the Razorbacks and for Ford as she earned the SEC Sixth Woman of the Year award in 2009. Ford poured in 7.3 ppg in all games and elevated her play in SEC contests with 9.7 ppg for the season. She scored a career-best 22 points at Georgia and tied her career mark with five rebounds against Louisiana-Monroe. Ford had

10 games in double-digits despite missing five contests with injury.

#32

AS A SOPHOMORE (2007-08)

Ford played and started all 30 games for Arkansas, averaging 8 ppg and 2.4 rpg as a sophomore. More than doubling her scoring from her freshman season, Ford opened the year with a series of double digit games, peaking with 15 points in Arkansas road victory over Missouri. She averaged close to double digits (9.4 ppg) in the opening 14 non-conference games. She picked up a season high 17 points at Florida in February with four rebound – a mark she hit six times during the year. Ford's season high was five rebounds in Arkansas' home victory over Mississippi State. One of the team's leading three-point shooters, Ford had 38 treys as a sophomore – equal to the entire amount she shot as a freshman.

AS A FRESHMAN (2006-07)

Playing 30 games and starting 17 as a freshman, Ford averaged 3.3 ppg and 0.7 rpg for the year. Used to work against opponent point guards, Ford had great success in forcing high turn-

over rates in non-conference play. Earning her first start with Wichita State, she remained in the starters for 16 of the next 18 games. Her best games were back-to-back double digit nights at Tulsa (14 points) and a season high at Memphis (15 points).

AT SEGUIN

A standout player for Courtney Phillips at Arlington's Juan Seguin High, Ford averaged 17 ppg, 3.2 rpg, 3.7 apg and 4.0 spg her senior season for SHS. While Ford was a part of one of the highest scoring backcourts in the state of Texas, Seguin allowed only 39.2 ppg in the regular season and finished undefeated in district play. She was ranked the No. 13 prospect in the state of Texas by *TexasHoops.com* her senior season. As a junior, Ford averaged 18 ppg, 4.5 apg and 2.3 spg as the co-MVP of District 7-AAAA. Ford's high school best was 44 points against Mansfield High. Along with four years of basketball, Ford was also a track letterwinner at SHS. She played AAU basketball with DFW Elite.

PERSONAL

Born Charity Danyail Ford on Aug. 5, 1988, she is the daughter of Daniel and Al Lesha Ford of Dallas, Texas. She has a pair of older siblings, LaTucha and Daniel, and a pair of younger siblings, Jeremiah and Nehemiah.



Charity Ford's Career Numbers

YEAR	G/GS	FG/FGA	FG%	3P/3PA	FG%	FT/FTA	FT%	PTS	AVG	OR	DR	REB	AVG	PF/D	AST	TO	BLK	STL	MIN
06-07	30/17	36/105	.343	10/38	.263	18/25	.720	100	3.3	16	25	41	1.4	28-0	20	15	1	26	387
07-08	30/30	93/254	.366	38/123	.309	17/28	.607	241	8.0	21	51	72	2.4	59/1	37	46	1	39	813
08-09	27/0	67/173	.387	21/60	.350	43/59	.729	198	7.3	27	36	63	2.3	38/0	19	34	3	33	545
TOTAL	87/47	196/532	.368	69/221	.312	78/112	.696	539	6.20	64	112	176	2.02	125/1	76	95	5	98	1745

SEC Stats

YEAR	G/GS	FG/FGA	FG%	3P/3PA	FG%	FT/FTA	FT%	PTS	AVG	OR	DR	REB	AVG	PF/D	AST	TO	BLK	STL	MIN
06-07	14/6	10/33	.303	1/8	.125	5/8	.625	26	1.9	6	7	13	0.9	10/0	8	7	1	4	149
07-08	14/4	37/112	.330	16/57	.281	10/17	.588	100	7.1	11	18	29	2.1	29/1	11	21	0	18	393
08-09	12/0	36/91	.396	14/36	.389	30/37	.811	116	9.7	7	17	24	2.0	14/0	7	12	0	10	245
TOTAL	40/10	83/236	.352	31/101	.307	45/62	.726	242	6.1	24	24	66	1.7	53/1	26	40	1	32	787

ASHLEY MCCRAY



THE RAZORBACKS

SENIOR POST

6-3 || 1VL
Sanford, Fla.
Seminole HS/Chipola CC

CAREER HIGHS

Points
20 at No. 20 Vanderbilt (1/29/09)

Rebounds
15 at No. 20 Vanderbilt (1/29/09)

Assists
2 vs. Louisiana-Monroe (11/15/08)

Blocked Shots
2 at Alabama (2/22/09)

Steals
4 at South Carolina (2/3/08)

Field Goals
9 at No. 20 Vanderbilt (1/29/09)

Field Goal Attempts
13 at No. 20 Vanderbilt (1/29/09)

3-Point Field Goals
N/A

3-Point Field Goal Attempts
N/A

Free Throws
3 at Alabama (2/22/09)*

Free Throw Attempts
8 at Alabama (2/22/09)*

*Most Recent

2009-10 EXPECTATIONS

"Ashley has the potential to be one of the best post players in the conference," said head coach Tom Collen. "She proved last year she could dominate with great games at Vanderbilt (20 ppg, 15 rpg), Georgia (15 ppg, 7 rpg), and Mississippi State (14 ppg, six rpg). Her challenge will be to give consistent effort every night. If she can establish herself as a 20-25 minute a game player, I have no doubt she will put up good numbers. Ashley has worked very hard in the off-season and established herself as one of the team's hardest workers. She has the potential to be a great leader for this team this season."

AS A JUNIOR (2008-09)

McCray was expected to provide power in the paint and she delivered from the opening tip. After a record-setting junior college career, McCray transitioned into SEC play and was a player to be reckoned with.

McCray posted a career-best 20 points and 15 bounds in a over-

time game at No. 20 Vanderbilt in one of six games with double-digit points.

#23

She finished her first season with the Razorbacks averaging 5.3 ppg and 3.8 rpg but elevated her game even more against the nation's best conference scoring 8.1 ppg and grabbing 5.0 rpg in the SEC.

McCray's signing in the spring rounded out Arkansas' recruiting class, and helped solidify the Razorbacks' top 25 ranking for the Class of 2008.

AT CHIPOLA

McCray averaged 12.7 ppg and 5.2 rpg as the captain of the Indian team that finished the season ranked No. 10 in the country in the NJCAA. McCray was named first-team All-Panhandle by the Florida JUCO coaches as a sophomore for Coach David Lane. Her Indian team made NJCAA nationals her first year at the Marianna, Fla., college. An all-conference

selection at Chipola, McCray was also a two-year member of the Dean's List and a cum laude graduate.

THE STATS AT SEMINOLE

As a senior at Seminole, McCray averaged 21.3 ppg and 7.3 rpg. McCray posted prep career highs of 39 points against Crooms and 18 rebounds against Lake Mary High. As a junior, she averaged 15 ppg and 10 rpg. A two-time all-state pick, she was a McDonald's All-America nominee for Coach Sylvester Wynn. Her AAU team, DEBO out of Lake Mary, Fla., won the 2006 national title in her age group. Along with earning letters in volleyball and in track and field, McCray was also a state champion weight lifter.

PERSONAL

Born Ashley Danielle McCray on Oct. 12, 1987, she is the daughter of Bruce and Jackie McCray of Sanford, Fla. She has a pair of older siblings, Jeremy and Ryanne, and a five-month old brother. Her parents both played basketball at Bluefield State and her older brother is currently in the service.



THE RAZORBACKS

Ashley McCray's Career Numbers

YEAR	G/GS	FG/FGA	FG%	3P/3PA	FG%	FT/FTA	FT%	PTS	AVG	OR	DR	REB	AVG	PF/D	AST	TO	BLK	STL	MIN
08-09	29/5	64/117	.547	0/0	.000	26/51	.510	154	5.3	52	58	110	3.8	58/1	3	48	9	7	366
TOTAL	29/5	64/117	.547	0/0	.000	26/51	.510	154	5.3	52	58	110	3.8	58/1	3	48	9	7	366

SEC Stats

YEAR	G/GS	FG/FGA	FG%	3P/3PA	FG%	FT/FTA	FT%	PTS	AVG	OR	DR	REB	AVG	PF/D	AST	TO	BLK	STL	MIN
08-09	14/2	47/79	.595	0/0	.000	20/36	.556	114	8.1	36	34	70	5.0	33/1	1	29	3	4	241
TOTAL	14/2	47/79	.595	0/0	.000	20/36	.556	114	8.1	36	34	70	5.0	33/1	1	29	3	4	241

SKYE REES



THE RAZORBACKS

2009-10 EXPECTATIONS

"We really like Skye's potential, especially for our system," head coach Tom Collen said. "When you sign a junior college player, you hope they can impact you immediately and Skye's skill set is a good match. She is a good high-low passer and a great shooter for a 6-3 post, especially from the top of the key. She works hard and positions well so we think she can be a solid defender and rebounder. She has a "team first" mentality which has allowed her to blend in quickly with her teammates. We are excited to sign our first Australian player and we hope there are more like her looking at our program."

AT NE OKLAHOMA A&M

The 6-3 junior college transfer is one of the tallest players on the Razorback roster, and with the graduation of senior post player Whitney Jones adds an experienced player to the Arkansas inside game.

Rees played all 33 games last season for the Lady Norse, aver-

aging 16.9 ppg and 6 rpg as NEO went 24-9. Rees hit 49% from the field and 78% from the line for coach Jim Rowland. Rees was named to the first-team Bi-State East squad as the Lady Norse went 46-16 in her two years at Northeastern A&M. She poured in a JUCO career-high 30 points against Northern Oklahoma-Enid in 2008-09. As a freshman, Rees averaged 9.5 ppg and 7.8 rpg in 29 games.

A 3.5 student in kinesiology, Rees earned Dean's Honor and Phi Theta Kappa academic honors at NEO.

AT DROUIN

Rees played state basketball in the southern state of Victoria from 2003 to 2007. She was a member of the Victoria Under 20 team that won the national tournament in 2007. She also played for the Dandenong Rangers' amateur youth squad, Victoria Country and in the Nunawading leagues. She was the top scorer for the Rangers in 2007, hitting 12.8 ppg the year before she enrolled at

Northeastern A&M.

Rees also played for Vic Country in the U18 Australian National Junior

Championships, with a highlight game of a 12 point-11 rebound double in the final rounds of the national tournament. She was among the top rebounders at the 2006 national juniors. Rees was in the Australian junior camp in 2004 and 2005, and toured the U.S. in the fall of 2006 as a member of Melbourne Roos. Her highlight of the 11-game tour against west coast Division I teams was a team high 13 in the Roos exhibition at then top 15-ranked Cal.

PERSONAL

Born Jan. 10, 1989, Skye Janelle Rees is one of four children to Glen and Wilma Rees. Her siblings include Keira, Calvin and Stephanie.

#15
JUNIOR
POST
6-3 || Transfer
Drouin, Victoria
NEO A&M
Drouin



THE RAZORBACKS

BRITTNEY RICHARDSON



THE RAZORBACKS

JUNIOR FORWARD

5-11 || 2VL
Mountain Home, Ark.
Mountain Home

CAREER HIGHS

- Points**
18 at Texas Tech (1/3/09)
- Rebounds**
4 vs. Georgia Southern (11/23/07)
- Assists**
3 vs. St. Louis (12/5/07)
- Blocked Shots**
2 at Memphis (12/3/08)
- Steals**
3 vs. No. 3 Auburn (3/6/08)
- Field Goals**
8 vs. Sam Houston State (12/4/07)
- Field Goal Attempts**
12 vs. LSU (1/3/09)
- 3-Point Field Goals**
5 vs. Texas Tech (1/3/09)
- 3-Point Field Goal Attempts**
7 vs. Texas Tech (1/3/09)
- Free Throws**
3 vs. Miss. State (1/27/08)*
- Free Throw Attempts**
4 vs. Pacific (11/29/08)*

*Most Recent

2009-10 EXPECTATIONS

"Brit has had a good summer and fall," said head coach Tom Collen. "She is stronger and faster. She can really get off the floor and may be a better rebounder for us with her added strength. There is no doubt she is a long range shooter. If her effort is consistent and her minutes go up, I know she can score. She has the best pure shot on the team and when she plays with confidence, her game has the potential to go to another level. Last year we played her in the high post, but you can expect to see her this season on the wing and running in transition."

AS A SOPHOMORE (2008-09)

Richardson is a versatile inside-outside player with the ability to shoot the three or bang around down low for Arkansas. She showed that versatility as a sophomore playing in all 29 games averaging nearly 11 minutes per contest.

Richardson posted a career-best 18 points at Texas Tech and posted a season-high three rebounds in three different games in 2008-09.

AS A FRESHMAN (2007-08)

Richardson played in 27 of Arkansas' 30 games her freshman season, averaging 3.9 ppg and 0.8 rpg. She joined

a short list of Razorbacks to score double digits in their career

#24

opener with 10 points off the bench in 12 minutes against Lipscomb. She followed up with a 10-point game against Sam Houston State before her playing time was limited by pain in her right foot. Returned to the court for a four-game stretch against SEC opponents in which she played close to 20 minutes a game and was just shy of 10 ppg. She hit two three-pointers to bookend a nine-point run at Alabama to key Arkansas' first SEC win of the season. She backed it up the next game with her best offensive night of the year, hitting 5-of-7 from the field including 2-of-3 from the arc for 12 points in 22 minutes against Florida.

AT MOUNTAIN HOME

Richardson split her prep playing career in Arkansas between Izard County where she started her first two seasons and at Mountain Home where she played her senior season. As a senior, the 5-11 big guard averaged 24.7 ppg and 11.8 rpg for the Lady Bombers of Mountain Home. Named all-state in the 6A division and to the first-team all-state team selected by

BRITTNEY RICHARDSON

the *Arkansas Democrat-Gazette*, Richardson helped lead the Lady Bombers to a 20-9 record and a berth in the state final four. Her previous seasons were at IZARD COUNTY where she averaged 21.8 ppg and 6.8 rpg as a sophomore. Twice named the *Jonesboro Sun's* player of the week, she had 1,782 career points in her seasons at IZARD COUNTY. Averaging 27.1 ppg as a junior, Richardson broke the school record for single season scoring and came within 33 points of a 1,000-point year. An all-state selection and Arkansas Athletes Outreach Top 25 camp participant, Richardson had career highs of 40 points and 18 rebounds. Richardson graduated with a perfect 4.0 GPA for her combined high school career.

PERSONAL

Born Brittney Ann Richardson on Oct. 13, 1988, she is the daughter of Mike and Sherry Richardson of Salem, Ark. She has a younger brother, Dane, and younger sister, Taylor.



THE RAZORBACKS

Brittney Richardson's Career Numbers

YEAR	G/GS	FG/FGA	FG%	3P/3PA	FG%	FT/FTA	FT%	PTS	AVG	OR	DR	REB	AVG	PF/D	AST	TO	BLK	STL	MIN
07-08	27/0	35/94	.372	15/55	.273	20/25	.800	105	3.9	0	21	21	0.8	12/0	17	18	3	5	339
08-09	29/0	34/110	.309	21/62	.339	13/21	.619	102	3.5	8	26	34	1.2	27/1	9	17	7	6	317
TOTAL	56/0	69/204	.338	36/117	.308	33/46	.717	207	3.7	8	47	55	1.0	39/1	26	35	10	11	656

SEC Stats

YEAR	G/GS	FG/FGA	FG%	3P/3PA	FG%	FT/FTA	FT%	PTS	AVG	OR	DR	REB	AVG	PF/D	AST	TO	BLK	STL	MIN
07-08	13/0	16/44	.364	9/29	.310	6/8	.750	105	8.1	0	9	9	0.7	4/0	6	9	1	2	160
08-09	11/0	13/37	.351	6/17	.353	5/6	.833	37	3.4	1	8	9	0.8	10/0	2	5	0	0	100
TOTAL	24/0	29/81	.358	15/46	.326	11/14	.786	142	5.9	1	17	18	0.8	14/0	8	14	1	2	260

ASHLEA WILLIAMS



THE RAZORBACKS

JUNIOR POST

6-2 || 1VL
Springfield, Mo.
Hillcrest HS

CAREER HIGHS

Points

4 vs. Stetson (12/3/08)

Rebounds

4 vs. Stetson (12/3/08)

Assists

1 vs. Ole Miss (2/15/09)

Blocked Shots

1 vs. Stetson (12/3/08)

Steals

1 vs. Stetson (12/3/08)

Field Goals

2 vs. Stetson (12/3/08)

Field Goal Attempts

3 vs. Stetson (12/3/08)

3-Point Field Goals

N/A

3-Point Field Goal Attempts

N/A

Free Throws

1 vs. High Point (11/19/08)

Free Throw Attempts

2 vs. High Point (11/19/08)

2009-10 EXPECTATIONS

"Ashley is another player who stayed in Fayetteville all summer and worked extremely hard," head coach Tom Collen said. "She is an intelligent player who always does the right thing both on and off the court. Those qualities lend themselves to increased opportunities. She might understand our system as well as any player on the team. She has a head start on all the newcomers and I know she is anxious to prove she can be a contributor on the floor."

AS A SOPHOMORE (2008-09)

Williams continued to improve in her second season with the Razorbacks. She played in 14 games averaging more than five minutes a contest in 2008-09. Williams scored a career-best four points against Stetson and matched that with a career-best four rebounds in the same game.

AS A FRESHMAN (2007-08)

Williams averaged 1.2 ppg and 1.7 rpg her freshman season at Arkansas, playing in 29 games. Turning in just over 11 minutes a game for the year, her time on the court increased to almost 14 minutes a game in Southeastern Conference play due to the loss for the year of starting post Lauren Ervin. Moving into the three

player rotation in the two post positions, Williams turned

#54

in her season high with 24 minutes at LSU, pulling down a career-high tying six rebounds against the Lady Tigers in Baton Rouge. She opened the year with a three point, four rebound effort against Lipscomb, then picked up her season best with seven points in 22 minutes against Sam Houston State a month later. She set her freshman year rebound best with six against Tulsa. Her most efficient game came at the close of non-conference play with a 3-for-3 effort in only eight minutes to score six points with a pair of boards against Texas Tech. Her 21 minutes at Alabama in Arkansas' only road SEC win for the season were crucial. Tying her early season six rebounds mark, her defense was outstanding, including taking two hard charges that snuffed Alabama rallies. Playing double-digit minutes in 12 of the last 14 games of the year, her defense and rebounding took over as the 6-2 post made only five field goals during that time. Suffered a concussion in the final week of the season which prevented her from playing in the SEC Tournament and would have likely kept her on

the bench for the postseason had Arkansas accepted a bid.

AT HILLCREST

A four-year starter for head coach Jenni Hopkins, Williams averaged 16.3 ppg and 7.5 rpg her senior season, and was named the co-player of the year for the Ozark Conference by the *Springfield News-Leader*. The school record holder for blocked shots in a season and a career, she was all-conference and all-state her final season with the Hornets. Williams averaged 11.3 ppg, 5.7 rpg and 2.1 bpg as a junior as Hillcrest reached the state quarterfinals in Class 5. She helped K.C. Keys to a third-place finish in the 16-U nationals last summer. Williams also holds the school marks for field goal percentage in a season (60.4%) and a career (52%). As a sophomore, she averaged 9.9 ppg, 5.5 rpg and 1.9 bpg. Her freshman season she averaged 7.5 ppg and 5.6 rpg with the varsity at Hillcrest. Williams was an honors graduate at Hillcrest that earned National Honor Society recognition. She also earned two letters in varsity track for the Hornets.

PERSONAL

Born Ashlea Marie Williams on May 24, 1989, she is the daughter of Steven and Navita Williams of Springfield, Mo. She has one older brother, Ayron, a younger brother, Byron, and a sister, Witney.



Ashlea Williams' Career Numbers

YEAR	G/GS	FG/FGA	FG%	3P/3PA	FG%	FT/FTA	FT%	PTS	AVG	OR	DR	REB	AVG	PF/D	AST	TO	BLK	STL	MIN
07-08	29/0	15/47	.319	0/5	.000	6/16	.375	36	1.2	15	35	50	1.7	31/1	5	21	4	5	324
08-09	14/1	5/10	.500	0/0	.000	2/4	.500	12	0.9	5	7	12	0.9	7/0	3	2	2	2	76
TOTAL	43/1	20/57	.351	0/5	.000	8/200	.400	48	1.2	20	42	62	1.4	38/1	8	23	6	7	400

SEC Stats

YEAR	G/GS	FG/FGA	FG%	3P/3PA	FG%	FT/FTA	FT%	PTS	AVG	OR	DR	REB	AVG	PF/D	AST	TO	BLK	STL	MIN
07-08	14/0	5/24	.208	0/2	.000	1/3	.333	11	0.8	10	14	24	1.7	15/1	4	12	3	2	193
08-09	4/1	1/1	1.000	0/0	.000	0/0	.000	2	0.5	0	0	0	0.0	2/0	2	0	0	0	14
TOTAL	18/1	6/25	0.24	0/2	.000	1/3	.333	12	0.7	10	14	24	2.0	17/1	6	12	3	2	207

ASHLEY DANIELS



THE RAZORBACKS

SOPHOMORE FORWARD

6-2 || 1VL
Coldwater, Miss.
Coldwater HS

CAREER HIGHS

Points

7 at Memphis (12/3/08)

Rebounds

11 vs. Miss. Valley State (12/5/08)

Assists

3 vs. Miss. Valley State (12/5/08)

Blocked Shots

2 vs. Ole Miss (2/15/09)

Steals

4 vs. Pacific (11/29/08)

Field Goals

3 vs. North Dakota (12/9/09)

Field Goal Attempts

4 vs. Miss. Valley State (12/5/08)

3-Point Field Goals

N/A

3-Point Field Goal Attempts

N/A

Free Throws

3 at Memphis (12/3/08)

Free Throw Attempts

4 at Memphis (12/3/08)

2009-10 EXPECTATIONS

"I wish I could have given Ashley more opportunities last season," said Arkansas head coach Tom Collen. "She has so much upside and has improved over the summer as much as any player on our roster. She is bigger, stronger and faster. She is starting to relax a little and still find a way to play hard. Playing too fast is very common for a freshman and that was her greatest weakness last season. I think you will see her emerge as one of our better post defenders. She will be pushing for increased playing time and a starting position at either post slot. We can't wait to get her out in transition which could be her greatest strength."

AS A FRESHMAN (2008-09)

One of the top athletes from the state of Mississippi last season, Daniels brought versatility to the Razorbacks.

Daniels played in 28 games last year scoring 47 points and grabbing 73 rebounds in her first season of collegiate basketball. She scored a season/career-best seven points at Memphis helping Arkansas to the non-conference win. Daniels was 3-for-4 from the three-point line in that win. She then followed up with a season/career-best 11 rebounds in

the next outing, a 33 point drubbing of Mississippi Valley State.

#12

AT COLDWATER

A 6-2 forward from Coldwater High in Coldwater, Miss., Daniels averaged 19.8 ppg and 8.7 rpg her senior season. She led Coldwater to the Mississippi state title in Class A in 2008 as the Cougars went an impressive 35-1. In spite of playing the state's smallest division, Coldwater was ranked fourth in the Mississippi overall prep rankings. Daniels was a first-team all-state pick of the *Jackson Clarion-Ledger*. The Cougars repeated her junior season efforts as Daniels turned in 18.3 ppg and 10.2 rpg to lead CHS to the 2007 Class AA title. Coldwater went 31-6 for the title that season. Rated 128th by the *Blue Star Recruiting Service*, Daniels was a freshman phenom, Daniels played in the state title game and was named all-region and all-state as a ninth grader. Her career high came during that freshman season with 36 points. She was twice named to the Dandy Dozen as a junior and senior, also earning all-region and all-state. Daniels was a three-sport athlete, reaching the

ASHLEY DANIELS

state meet in track as a member of the Coldwater 4X400 relay, the open 400 and the triple jump. She also played softball for CHS.

PERSONAL

Born Ashley Breanna Rashae Daniels on Dec. 6, 1989, she is the daughter of Roy and Carolyn Daniels of Coldwater, Miss. She is the youngest of three Daniels, with older brothers Royrick and Brandon. Royrick is a first sergeant in the Army.



THE RAZORBACKS

Ashley Daniels' Career Numbers

YEAR	G/GS	FG/FGA	FG%	3P/3PA	FG%	FT/FTA	FT%	PTS	AVG	OR	DR	REB	AVG	PF/D	AST	TO	BLK	STL	MIN
08-09	28/0	15/31	.484	0/0	.000	17/26	.654	47	1.7	30	43	73	2.6	22/0	8	25	7	16	256
TOTAL	28/0	15/31	.484	0/0	.000	17/26	.654	47	1.7	30	43	73	2.6	22/0	8	25	7	16	256

SEC Stats

YEAR	G/GS	FG/FGA	FG%	3P/3PA	FG%	FT/FTA	FT%	PTS	AVG	OR	DR	REB	AVG	PF/D	AST	TO	BLK	STL	MIN
08-09	11/0	3/4	.750	0/0	.000	4/5	.800	10	0.9	7	5	12	1.1	7/0	0	3	3	1	63
TOTAL	11/0	3/4	.750	0/0	.000	4/5	.800	10	0.9	7	5	12	1.1	7/0	0	3	3	1	63

LYNDSAY HARRIS



THE RAZORBACKS

SOPHOMORE GUARD

5-9 || 1VL
Hoover, Ala.
Hoover HS

CAREER HIGHS

Points

23 vs. Oregon State (11/28/08)

Rebounds

7 vs. Ole Miss (3/5/09)

Assists

4 vs. No. 12 Florida (2/1/09)*

Blocked Shots

2 at Kentucky (1/11/09)

Steals

4 vs. Oregon State (11/28/08)

Field Goals

8 vs. Oregon State (11/28/08)

Field Goal Attempts

17 vs. No. 6 Auburn (1/18/09)

3-Point Field Goals

5 vs. No. 15 Florida (2/19/09)*

3-Point Field Goal Attempts

12 vs. Oklahoma State (3/23/09)

Free Throws

4 vs. Stetson (12/3/08)*

Free Throw Attempts

7 vs. Miss. Valley State 9/12/3/08)*

2009-10 EXPECTATIONS

“Lyndsay exceeded our expectations and a lot of it had to do with her work ethic and a burning desire to be successful,” said head coach Tom Collen. “I believe she has the potential to be a great shooter, but she has to become more consistent. She proved to be a pretty good ball handler and we need her to take on more responsibility there. We always know she will except the challenge. In many ways she is similar to C’eira in that she will now be a target for other teams to stop. I’m glad we have her for three more years! She is very easy to coach and continues to improve.”

AS A FRESHMAN (2008-09)

Lyndsay Harris was Arkansas’ best three-point threat as a true freshman last year. She hit 52 treys during the regular season and was the Razorbacks’ third-leading scorer with 9.9 ppg heading into the SEC Tournament. Her season/career-best 23 points against Oregon State ties for the most by any Razorback in 2008-09, and she received all-tournament honors at the Junkanoo Jam in November. Harris pulled in a season/career-best seven rebounds against Ole Miss in the SEC Tournament.

Harris’ success was rewarded at the end of the season

#33

when she was selected to the SEC’s All-Freshman Team joining teammate C’eira Ricketts. Harris and Ricketts are only the second teammates to earn selection to the SEC All-Freshman team. In 1996, Shaka Massey and Sytia Messer were chosen for the all-freshman squad.

AT HOOVER

A top 100 recruit in the country, the Hoover, Ala., shooting guard led the Lady Bucs to a 30-2 overall record as a senior, averaging 18 ppg, 4 rpg and 5 apg. Her three-point shooting skill was on display in her future home state as she set the Fort Smith, Ark., Tournament of Champions record with seven three-pointers. Hoover won the event, and Harris was named the tournament’s MVP. First-team Class 6A all-state by the Alabama Sports Writers Association, Harris was also named to the 2008 Super All-Metro team by the *Birmingham News*. *The News* also tabbed Harris as the player of the year for the South-Hoover region. Hoover was 23-7 in 2007 as Harris averaged 15 ppg and 5

LYNDSAY HARRIS

apg. A four-year starter, she averaged 18 ppg and 3 rpg as a sophomore and 7.8 ppg and 5 apg as a freshman. For her career, she scored 1,879 points for Hoover, with a career single game high of 39 points against Fort Smith Southside. She was ranked 81st in the country by *All-Star Girls Report*, and was the 49th overall player by the regional *South East Hoops Report*. Harris played her AAU basketball with the Alabama Twisters out of Birmingham, which won the U18 national title in 2008.

PERSONAL

Born Lyndsay Robyn Harris on Aug. 31, 1990, she is the daughter of Robert Harris and the late Cheryl Cheatham. Harris has an older brother, Robert, and sister, Ashley; and a younger sister, Jordan. Her brother Robert played for McNeese State as well as professionally in Europe



THE RAZORBACKS

Lyndsay Harris' Career Numbers

YEAR	G/GS	FG/FGA	FG%	3P/3PA	FG%	FT/FTA	FT%	PTS	AVG	OR	DR	REB	AVG	PF/D	AST	TO	BLK	STL	MIN
08-09	32/28	121/274	.442	40/99	.404	47/69	.681	329	10.3	73	103	176	5.5	83/2	53	73	27	43	846
TOTAL	32/28	121/274	.442	40/99	.404	47/69	.681	329	10.3	73	103	176	5.5	83/2	53	73	27	43	846

SEC Stats

YEAR	G/GS	FG/FGA	FG%	3P/3PA	FG%	FT/FTA	FT%	PTS	AVG	OR	DR	REB	AVG	PF/D	AST	TO	BLK	STL	MIN
08-09	14/11	45/127	.354	24/83	.289	17/24	.708	131	9.4	10	28	38	2.7	39/2	21	38	4	14	390
TOTAL	14/11	45/127	.354	24/83	.289	17/24	.708	131	9.4	10	28	38	2.7	39/2	21	38	4	14	390



SOPHOMORE GUARD

5-9 || 1VL
Carlisle, Ark.
Carlisle HS

CAREER HIGHS

Points

11 vs. Stetson (12/3/08)

Rebounds

4 vs. Stetson (12/3/08)*

Assists

4 vs. Stetson (12/3/08)

Blocked Shots

1 vs. Stetson (12/3/08)*

Steals

3 vs. Miss. Valley State (12/5/08)

Field Goals

4 vs. Stetson (12/3/08)

Field Goal Attempts

7 vs. WIU (12/29/08)

3-Point Field Goals

3 vs. Stetson (12/3/08)

3-Point Field Goal Attempts

6 vs. WIU (12/29/08)

Free Throws

2 vs. No. 6 Auburn (1/18/09)*

Free Throw Attempts

2 vs. No. 6 Auburn (1/18/09)*

*Most Recent

2009-10 EXPECTATIONS

“Julie is another of last year’s freshmen that just needs more time to develop,” head coach Tom Collen said. “Her biggest adjustment was to the speed of the game. She worked very hard this summer and looks good in practice. We know she can shoot, but she just needs to step up and make shots when the opportunity is there. She will have to contribute at the point guard position this year and challenge C’eira for more playing time. There is an opportunity for Julie to get minutes at the point and off guard positions. I think everyone will see a more confident, more relaxed Julie Inman this year.”

AS A FRESHMAN (2008-09)

Considered one of the best outside shooters from the state of Arkansas in several seasons, Inman has the opportunity to follow in the footsteps of some of the great Natural State prep stars.

She took her first steps toward that goal playing in 30 games last year averaging 10.5 minutes per game. Inman showed off her skills in a season/career-best game against Stetson in December. She scored 11 points, had four rebounds, four assists, one block, three three-pointers and hit four field goals, all of which are per-

sonal bests as a collegiate player. Inman had a season/career-best three steals against Mississippi Valley.

#13

AT CARLISLE

With more than 2,000 points in her career at Carlisle, Inman was four-time all-district and four-time all-state player for Coach Toby Tevebaugh. Leading Carlisle to back-to-back state titles, she closed her high school career where her college career will start, playing in the Arkansas Activities Association’s All-Star game at Walton Arena. She was a two-time first-team pick by the *Arkansas Democrat-Gazette* as a junior and senior, and was named the *Democrat-Gazette’s* Super Sophomore team. As a senior, she averaged 20 ppg, 5 rpg, 8 apg and 6 spg, including 18 in the title game as the Bison defeated Augusta, 55-41. As a junior, she averaged 18 ppg, 5 rpg and 6 apg to lead CHS to the state title in 2007. She averaged 20 ppg as a sophomore and 17 ppg as a freshman. During her sophomore season, Inman paced Carlisle into the state semifinals after winning the 6AA South title with 17 ppg and 5 rpg. A veteran of state

AAU basketball, Inman played last season for Coach Benny Brown's squad that won the 2007 Junior Olympic national title. In addition to earning letters in track, she is a three-year letterwinning cheerleader and served one season as the captain of the squad. Inman is a honors student at CHS, hoping to follow in her father and grandfather's footsteps to become a dentist after completing her degree at Arkansas.

PERSONAL

Born Julie Anne Inman on May 18, 1989, she is the daughter of Tommy and Cindy Inman of Carlisle. She has a pair of younger siblings, sister Jana and brother Tommy. The salutatorian of her graduating class, the varsity cheerleading captain lists shopping and hunting as her hobbies. She is majoring in biology to prepare to become a third-generation dentist.



Julie Inman's Career Numbers


YEAR	G/GS	FG/FGA	FG%	3P/3PA	FG%	FT/FTA	FT%	PTS	AVG	OR	DR	REB	AVG	PF/D	AST	TO	BLK	STL	MIN
08-09	30/0	18/81	.222	15/60	.250	6/7	.857	57	1.9	2	25	27	0.9	22/0	28	16	5	13	314
TOTAL	30/0	18/81	.222	15/60	.250	6/7	.857	57	1.9	2	25	27	0.9	22/0	28	16	5	13	314

SEC Stats

YEAR	G/GS	FG/FGA	FG%	3P/3PA	FG%	FT/FTA	FT%	PTS	AVG	OR	DR	REB	AVG	PF/D	AST	TO	BLK	STL	MIN
08-09	13/0	5/24	.208	3/13	.231	2/2	1.000	15	1.2	0	11	11	0.8	8/0	5	6	0	3	110
TOTAL	13/0	5/24	.208	3/13	.231	2/2	1.000	15	1.2	0	11	11	0.8	8/0	5	6	0	3	110

C'EIRA RICKETTS

THE RAZORBACKS



SOPHOMORE GUARD

5-9 || 1VL
Louisville, Ky.
Fairdale HS

CAREER HIGHS

Points

22 vs. No. 10 Tennessee (1/22/09)*

Rebounds

13 vs. No. 6 Auburn (1/18/09)

Assists

12 vs. No. 6 Auburn (1/18/09)

Blocked Shots

2 vs. LSU (1/8/09)

Steals

6 vs. WIU (12/29/08)

Field Goals

8 vs. Ole Miss (3/5/09)*

Field Goal Attempts

19 vs. Oklahoma State (3/23/09)*

3-Point Field Goals

2 vs. Kansas State 912/6/08)

3-Point Field Goal Attempts

5 vs. Kentucky (1/11/09)

Free Throws

6 at No. 20 Vanderbilt (1/29/09)*

Free Throw Attempts

9 at No. 15 Florida (2/19/09)

*Most Recent

2009-10 EXPECTATIONS

"We are very proud of everything C'eira accomplished her first season as a Razorback," head coach Tom Collen said. "Her experience with USA Basketball will be an asset as well. The thing C'eira now has to understand is that she is a marked woman. Everyone in the league now understands her strengths and weaknesses, therefore she needs to continue to improve. I think she has a grasp on our system, but still has a lot to learn. I think she has the potential to lead this league in assists, but still continue to be a great scoring threat. The sky is the limit for this young lady. Her challenge now is to be one of the best players in this conference and in the nation, not just a great young player."

AS A FRESHMAN (2008-09)

C'eira Ricketts became a marquee player for Arkansas last year. The SEC Co-Freshman of the Year and the Associated Press SEC Newcomer of the Year, Ricketts added selection to the *Full Court Press* Freshman All-America Team.

Ricketts led Arkansas in scoring, assists and steals as the Razorbacks went 18-14 and returned to the postseason for the first time since 2005. Averaging 12.6 ppg, 6.3 rpg, 3.9 apg and 2.6 spg, Ricketts became the first player in Razorback women's basketball history to record a triple double. The 5-8 Louisville, Ky., product scored 14 points with 13 rebounds and 12 assists against SEC Champion Auburn in January.

A five-time pick as the SEC Freshman of the Week, Ricketts was named second team All-SEC by the league coaches and honorable mention All-SEC by the AP writers.

#22

Ricketts was the top scoring freshman in the SEC for most of the season, and led the league in steals. Along with her triple, the freshman had four more double-double games with over 10 points scoring and 10 rebounds. From her point guard position, Ricketts was Arkansas' second leading rebounder.

Ricketts expanded her experience over the summer winning a gold medal with the U19 USA Women's Basketball team in Bangkok, Thailand.

AT FAIRDALE

A six-year starter for the Louisville, Ky., area high school, Ricketts led Fairdale High to back-to-back district championships and a 2007 regional runner-up finish. She averaged 20 ppg her senior year, picking up her fourth career quadruple double along the way. For her career, Ricketts scored 3,113 points to rank 11th all-time in Kentucky girls' basketball history. She added 1,124 rebounds and 614 assists. Ricketts almost had a triple-K with 914 steals, which ranks second all-time among Blue Grass state prep girls. Against Pleasure Ridge Park as the 5-9 point guard had a quadruple double with

21 points, 17 rebounds, 10 assists and 10 steals in the Sixth Region Tournament. She was within three blocked shots of an almost unheard of quintuple. Ricketts had a near miss at a second quad that season, turning in 29 points, 13 steals, 12 boards and eight assists against Southern, but had four in her six-year varsity career. The Fairdale point guard picked up several triple double games including 19 points, 18 rebounds and 10 steals with Bullitt Central. Among her top scoring games was a 35 point effort a 75-56 win by the Lady Bulldogs over Bullitt East. As a junior, Ricketts averaged 18.9 ppg to move into top 30 in points scored for all high school players in Kentucky. Ricketts broke onto the Louisville area scene as a 15 ppg seventh grader for Fairdale, averaging 20 ppg as an eighth grader. For Coach Larry Brunner, Ricketts averaged 21.5 ppg and 8.1 rpg her sophomore year to pace the Bulldogs to a 20-10 mark. She was also voted the homecoming queen for FHS as a senior. Ricketts closed her career with a pair of all-star appearances. Ricketts scored 23 points to lead her home state team in the Ohio-Kentucky All-Star game in early April. She is also one of 12 players selected to represent the state of Kentucky at the annual two-game series against the Indiana All-Stars this June. Ricketts was picked as one of the 10 all-state players by the Kentucky Associated Press.

PERSONAL

Born C'eira Nicole Ricketts on Feb. 22, 1990, she is the daughter of June Kittrell of Louisville, Ky. She has three siblings, Wayne, E'myah and Tevin. She has the distinction of being the first Kentucky prepster to sign to play women's basketball at Arkansas.



C'eira Ricketts' Career Numbers

YEAR	G/GS	FG/FGA	FG%	3P/3PA	FG%	FT/FTA	FT%	PTS	AVG	OR	DR	REB	AVG	PF/D	AST	TO	BLK	STL	MIN
08-09	32-30	156/365	.427	12/54	.222	78/111	.703	402	12.6	65	137	202	6.3	56/0	125	84	16	82	1020
TOTAL	32-30	156/365	.427	12/54	.222	78/111	.703	402	12.6	65	137	202	6.3	56/0	125	84	16	82	1020

SEC Stats

YEAR	G/GS	FG/FGA	FG%	3P/3PA	FG%	FT/FTA	FT%	PTS	AVG	OR	DR	REB	AVG	PF/D	AST	TO	BLK	STL	MIN
08-09	14-14	61/156	.391	5/26	.192	35/51	.686	162	11.6	26	62	88	6.3	27/0	64	45	7	29	481
TOTAL	14-14	61/156	.391	5/26	.192	35/51	.686	162	11.6	26	62	88	6.3	27/0	64	45	7	29	481

JAMESHA TOWNSEND



THE RAZORBACKS

SOPHOMORE FORWARD

6-2 || 1VL
Chula Vista, Calif.
Bonita Vista HS

CAREER HIGHS

Points

3 at No. 3 Auburn (3/1/09)

Rebounds

2 vs. Stetson (12/31/08)

Assists

1 vs. Stetson (12/31/08)

Blocked Shots

N/A

Steals

N/A

Field Goals

1 vs. Stetson (12/31/08)

Field Goal Attempts

3 vs. Stetson (12/31/08)

3-Point Field Goals

N/A

3-Point Field Goal Attempts

1 vs. LSU (1/8/09)

Free Throws

3 at No. 3 Auburn (3/1/09)

Free Throw Attempts

4 at No. 3 Auburn (3/1/09)

*Most Recent

2009-10 EXPECTATIONS

"Jamesha has a ton of potential and continues to improve" head coach Tom Collen said. "She worked really hard this spring and summer and is much stronger and faster. Her biggest challenge is finding the right position for her skill set. We played her exclusively at the power forward last season and now she is moving to the small forward. She certainly could be a physical presence at the small forward, but must continue to improve her passing, ball handling and shooting range. Moving from the 4 to the 3 position is the most common request we get from a high school player moving to the college game, but it is also the most challenging. If Jamesha just continues to work hard, I think she has a chance to contribute this season. Her speed and length gives her the potential to be a very good defender and her unselfish attitude makes her a great teammate."

AS A FRESHMAN (2008-09)

A California girl with Arkansas roots, Jamesha Townsend is the

first Golden State high school player to sign with

#3

the Razorbacks straight from high school in more than a generation. The San Diego area standout can play either forward position for the Razorbacks.

As a true freshman, Townsend saw time in 12 games scoring six points with eight rebounds. Townsend scored three of those points at No. 3 Auburn going 3-for-4 from the free throw line.

IN HIGH SCHOOL

Townsend finished her high school career at Bonita Vista High School in Chula Vista, Calif., but was unable to participate as a senior due to district transfer rules. Townsend averaged 11.7 ppg last season for La Jolla High her junior season and was named third-team All-San Diego region by the *Union Tribune*. Her La Jolla teams won three-straight California Interscholastic Federation District 4 titles in the San Diego area, ranking either first or

JAMESHA TOWNSEND

second among all girls teams in the region. Townsend also has a three-year varsity track history, and her mother, Regina, was an all-state track athlete during her high school days in Arkansas.

PERSONAL

Born Jamesha Celecia Townsend on April 12, 1990, she is the daughter of James and Regina Townsend of Chula Vista, Calif. She has an older sister Jessica.



THE RAZORBACKS

Jamesha Townsend's Career Numbers

YEAR	G/GS	FG/FGA	FG%	3P/3PA	FG%	FT/FTA	FT%	PTS	AVG	OR	DR	REB	AVG	PF/D	AST	TO	BLK	STL	MIN
08-09	12-0	1/6	.167	0/1	.000	4/8	.500	6	.5	1	7	8	0.7	8/0	1	4	0	0	50
TOTAL	12-0	1/6	.167	0/1	.000	4/8	.500	6	.5	1	7	8	0.7	8/0	1	4	0	0	50

SEC Stats

YEAR	G/GS	FG/FGA	FG%	3P/3PA	FG%	FT/FTA	FT%	PTS	AVG	OR	DR	REB	AVG	PF/D	AST	TO	BLK	STL	MIN
08-09	5/0	0/1	.000	0/1	.000	3/4	.750	3	0.6	0	1	1	0.2	3/0	0	1	0	0	15
TOTAL	5/0	0/1	.000	0/1	.000	3/4	.750	3	0.6	0	1	1	0.2	3/0	0	1	0	0	150

KRISTEN GILLESPIE



THE RAZORBACKS

2009-10 EXPECTATIONS

Kristen Gillespie is a two-sport athlete competing in cross country/track and field as well as basketball. She transferred to Arkansas after her freshman season of running track at Oklahoma State. She is redshirting the 2009-10 basketball season while continuing her track career this year.

“Kristen is a great track athlete that just showed up on our door step on the first day of school,” head coach Tom Colleen said. “It’s obvious that she is a well-conditioned athlete that is extremely motivated to play Division I basketball. She appears to have very solid skills, including a good outside shot. She must red-shirt this season in basketball since she transferred from Oklahoma State. I think she has the dedication and the potential to be a part of this team, she will simply have to prove to Coach Harter and I that she can do both effectively and perform at a high level. She has already had an impact on our team chemistry due to the fact that she trains so hard.”

AT OKLAHOMA STATE

Kristen Gillespie was a regular in the Oklahoma State lineup as a true freshman, suiting up for six races on the year. She crossed the finish line 11th with a 19:05.70 at the 5,000-meter Missouri State Cross Country Classic and was 10th at the two-mile Hurricane Cross Country Festival in Tulsa with an 11:56. She clocked a season-best 6,000-meter time of 22:31.9 at the NCAA Pre-National meet in Terre Haute, Ind., that placed her 171st

in the race. She clocked a 22:51 at the Cowboy Jamboree to place 57th and was 58th at the Big 12 Championships with a 22:54.90. She was 92nd at the NCAA Midwest Regional Championship with a 22:58.90 to end her season. Gillespie ran a personal-best 2.09 in the 800m and placed sixth at the Big 12 conference meet in 2009.

AT SHAWNEE MISSION SOUTH

A 15-time state medalist, a three-time first-team All-Sunflower League selection, a four-time All-Metro, All-Sun, and All-Johnson County track team selection, Gillespie was named the *Kansas City Star* and All-Sun Country’s Track Athlete of the Year in 2008. She finished seventh at the Kansas Cross Country Championships in 2007 and 10th in 2004. She was a two-time first-team All-Metro cross country selection, a two-time first-team All-Sun cross country selection, a two-time first-team All-Johnson County cross country selection and a three-time member of the all-state cross country team. She was Class 6A State Champion in the 800 meters in 2008 with a best time of 2:13.6 and was state runner-up in the 400 meters. Additionally, she was state runner up as a member of the 4x800-meter relay and fourth place in the 4x400-meter relay her senior year. She anchored her 4x800-meter relay team to a state championship and set a Kansas state record for all classes with a 9:20 finish in 2007. Also at the 2007 state championships, she finished fourth in the 400 meters (57.40), third in the 800 meters (2:16.07) and was fifth

in the 4x400-meter relay. She was also a three-year letterwinner and three-year starter for the basketball team. She led the Sunflower League in scoring in 2007-2008 with a 15.7 points per game average. She earned first-team All-Metro, All-Sun and All-Sunflower League on the hardwood her senior year and was a member of the Kansas All-Star Basketball Team. She was a second-team All-Sunflower League player in 2007 and honorable mention All-Sunflower League in 2006. She helped lead her team to a fourth-place finish at the 6A state basketball tournament in 2006. At Shawnee Mission South HS, she was an 11-time varsity letterwinner, a two-year member of the National Honor Society and was a 2008 Kansas City Star Scholar-Athlete.

#14
R-FRESHMAN
GUARD
5-8 || Transfer
Overland Park, Kan.
Shawnee Mission South/
Oklahoma State

PERSONAL

Born June 1, 1989, she is the daughter of Jim and Kathy Gillespie. Her twin brother, Scott, also runs for the Razorbacks and her older sister, Stephanie, played basketball at Cornell College. She plans to major in international business.



THE RAZORBACKS

DOMINIQUE ROBINSON



THE RAZORBACKS

2009-10 EXPECTATIONS

“‘Nique’ is a big-time athlete with a ton of upside,” head coach Tom Colleen said. “We tried to sign her in the fall but she just was not ready to make the commitment to go far from home. A lot of SEC and Big 12 schools tried to jump in late, but I just think she felt most comfortable with our staff. She had to play the power forward position in high school but will quickly transition to the small forward spot and eventually to a guard position. She will give us rebounding, defense, and be a good penetrator to start her career, but I think her outside shot will improve rapidly. We needed an SEC type athlete with a big heart and we think we got one in Dominique.”

AT CAPITOL

Robinson was the final spring signee for Razorback basketball team. The 6-0 Louisiana player of the year for Class AAA is a playmaker with size. At 6-0 and with a 20-point-per-game touch, Robinson gives the Razorbacks tremendous flexibility in how she is used in the offense.

Recognized as one of the top high school players available during the late signing period, Robinson was ranked highly by All Star Girls Report overall and top 40 in the nation among shooting guards at No. 32.

“She was one of the top 10 unsigned high school seniors in the nation,” Colleen said. “We wanted to sign her in the fall, but she had not taken her college exams yet so we could not bring her in for a campus visit.”

A double-double average for one of the state of Louisiana’s dominant girls’ basketball programs, Robinson averaged 23.7 ppg and 13 rpg in leading Capitol to a 28-4 state championship season for Class AAA state coach of the year, Alvin Stewart. Robinson was the Louisiana Sports Writers Association’s Player of the Year for 3A as well as a first-team all-state selection.

Capitol has won two state titles and runner-up a third season with Robinson. She dominated the recent 2009 state championship game with 31 of the Lions’ 63 points. Robinson also pulled down 13 boards for the

double in the 22-point win over Lake Charles, La., St. Louis Catholic. Hitting 9-of-13 from the field and 12-of-18 at the line, Robinson was the MVP of the Class AAA title game.


A LSWA all-state selection since her sophomore season, Robinson averaged 21 ppg and 10 rpg in 2007 to lead the Lions. Her junior season, Robinson repeated her first-team honors, averaging 22 ppg to lead CHS to the state title.

PERSONAL

Born March 18, 1991, Dominique Jane’e Robinson is one of five children. Her parents are Melissa Robinson and James Roach and she has two brothers, Durrell and DeAundray; and two sisters, Breyonna Grant and Jamecia Roach. Robinson is majoring in business management at Arkansas.

#21
FRESHMAN FORWARD
6-0 || HS
Baton Rouge, La.
Capitol HS

DOMINIQUE ROBINSON



THE RAZORBACKS

SARAH WATKINS



THE RAZORBACKS

2009-10 EXPECTATIONS

"We have very high expectations for Sarah," head coach Tom Collen said. "Arkansas has always lacked great size in the post over the years, especially one with the rare combination of strength and skill. From the moment our staff saw her play, we knew she was perfect for our system. She is big enough and strong enough to score on the low block, but has great shooting and passing skills. She came in this summer and adapted very quickly to our work regimen and has shown steady progress. We need her to impact us immediately since we graduated both of our starting post players. Our fans will love watching her develop over the next four years. Hopefully they won't have to wait too long."

AT HOUSTON HS

One of the nation's top 50 players, the 6-3 Watkins gives Arkansas a top-flight post player for the 2009-10 season.

Watkins was rated top 50 or top 100 by almost every notable girl's

basketball service. ESPN listed the versatile center as the No. 42 recruit in the country (and the No. 7 forward in the country), touting her ability to score from two feet to 24 feet. *SLAM* magazine listed Watkins as its No. 60 prospect as well.

"One of them described her as the Tyler Hansbrough of women's basketball," Collen said of the national rankings. "She can play the post or the power forward positions due to her solid three-point range and passing skills."

Already a 1,000-point career scorer by the close of her junior year, Watkins led Houston High in Germantown, Tenn., to the 8-AAA regional championship in basketball. Watkins averaged 23 ppg, 10 rpg and 5 blocks last season. She broke the HHS single-game scoring record last year with 43 points against rival Germantown, pulling down 18 rebounds with eight blocks.

As a junior, Watkins was named MVP of the regional tournament, along with all-metro Memphis and several other tournament teams. The

6-3 post was also selected for both Nike Skills Academy and adidas Top Ten.

Her AAU team, Memphis Elite, is a fixture on the national tournament scene.

Along with her basketball talent, Watkins is a member of Houston High's two-time district and regional golf champion squads. As a senior, she was a scoring member of HHS team that was third at the state Class AAA championship; seventh her junior year.

PERSONAL

Born Sept. 14, 1990, Sarah Elizabeth Watkins is one of three children to Roxanne and Dennis Watkins. She has two brothers, Daniel and David. Watkins plans to major in sports medicine and applied exercise science at Arkansas.

#4
**FRESHMAN
POST**
6-3 || HS
Germantown, Tenn.
Houston HS



QUISTELLE WILLIAMS

THE RAZORBACKS



2009-10 EXPECTATIONS

“‘Q’ is just a joy to be around,” head coach Tom Collen said. “She sat out all last season working on her academics. The fact that she could motivate herself to finally make it to Fayetteville should tell you a little bit about who she is as a person. In high school she was a power forward with great hands and the ability to finish down low. We could see her impacting us at either forward position. She has a nice soft touch to about 15 feet and the quickness to drive and finish in close. We need to get her into better shape and she is working hard to get ready after taking the year off. It’s only a matter of time before she impacts this program.”

AT EAST KENTWOOD

Williams signed with Arkansas as part of Tom Collens’ first recruiting class in 2008 but sat out last season.

Williams averaged 16.4 ppg and 10 rpg as the top scorer for the EKHS Falcons, with a season-high and team-leading 29 points against Muskegon. Williams scored in double digits in every game she played ex-

cept one, and was the Falcons’ leading scorer in almost three-fourths of the 20-game season. On several occasions, Williams scored half of her team’s total points, including her EKHS career best of 29 as the Falcons’ picked up 59 points as a team against Muskegon. Along with her scoring, Williams was one of the team’s top assist-makers with six per game. She also blocked four shots per game as a senior.

The 29 points equals her junior season best as a player for Grand Rapids, Mich., Ottawa Hills High. She averaged 14 ppg, 10 rpg and 6 apg for Ottawa as a junior. A starter at the varsity level since her freshman season, she began her career as the starting point guard for Ottawa Hills before moving to a forward slot as a junior and senior.

The 6-1 forward pulled down a senior season high 12 rebounds with 19 points against Jenison. Williams made her best run at a triple-double against West Ottawa with 18 points, nine boards and six assists.

In addition to her local recognition, Williams was among the play-

ers nominated from the state of Michigan for the McDonald’s All-America game. Williams is a three-time all-conference and three-time all-area selection. She participated in several regional leagues, including earning MVP honors in a local exposure league for up-and-coming players last summer. Williams is the first high school player from the state of Michigan to sign at Arkansas for women’s basketball.

#44


FRESHMAN POST

6-1 || HS
East Kentwood, Mich.
East Kentwood HS

PERSONAL

Quistelle Euniece Williams is the daughter of Anshanette Colbert-Brooks and Christopher Brooks. Born Aug. 26, 1990, Williams has a sister, Taneisha, and brother Brian. She plans to major in criminal justice and sociology at Arkansas.

QUISTELLE WILLIAMS



THE RAZORBACKS

WHERE ARE THEY NOW?

Ever wonder what some of the former Razorback players are doing now? Here's a brief list of a few names you might remember.

TENNILLE ADAMS

Assistant coach Northwestern

CELIA ANDERSON

Speaker, author recently released book *Love Ocean*

STEPHANIE BLOOMER SHIELDNIGHT

High school teacher and coach in Oklahoma

SHAMEKA CHRISTON

WNBA New York Liberty

YOLANDA DICKSON CAMPBELL

Assistant Vice President of Human Resources at Americredit Financial Services

LAUREN ERVIN

Playing professionally overseas

DORIS GAISER

IBM Systems Sales Manager in Little Rock Ark.

INDIA LEWIS

Business owner, Siloam Springs, Ark.

TAMARA MATHIS

Partner KPMG Accounting

SYTIA MESSER

Head coach Tennessee Tech

JANET MOORE

Assistant coach Siloam Springs, Ark.

KRISTIN MOORE

High school teacher/coach in Chicago area

KATRINA NESBY

Early Childhood Education, Fayetteville Ark.

JOY OAKLEY PEPPERS

Human Resource Administrator for the Arkansas Pine Bluff Military Department



CARRIE PARKER JEFFERSON

Pharmaceutical sales in Louisville, Ky.

TAQUETA ROBERSON BRAXTON

Assistant Coach Stephen F. Austin

CARRIE SATTERFIELD REDMAN

Head Coach Riverside High, Lake Village, Ark.

BLAIR SAVAGE LANSDEN

Teacher at Collegiate School of Memphis

CHRISTY SMITH

Assistant Coach Valparaiso

SANDY SCRANTON WRIGHT

Head Coach Har-Ber High, Springdale, Ark.

ALLYSON TWIGGS DYER

Director of Fayetteville Visitors Bureau

SHELLEY WALLACE

Accountant in California

TRACEY WEBB RICE

Flight Attendant Delta Airlines

WENDI WILLITS WELLS

Head Coach in Shawnee, Okla.

DONNA WILSON BANKS

Teacher and coach at Crowley, Texas

KIMBERLY WILSON JENKINS

Head coach at Valley Springs High, Valley Springs, Ark.

AMY WRIGHT

Assistant coach at Cleveland State

TIFFANY WRIGHT

Sports anchor, Charlotte N.C.





LIZORBACKS
23

WOMEN'S BASKETBALL

Senior Ashley McCray



RAZORBACKS ENJOY SOLID SEASON

Arkansas finished the 2008-09 season with an 18-14 overall record and a 6-8 mark in Southeastern Conference play. The Razorbacks returned to the postseason reaching the third round of the WNIT making the program's 18th appearance and the first since 2004-05.

WNIT SUCCESS

Arkansas reached the third round of the WNIT last season. The Razorbacks received a bye in the first round taking on Oklahoma State in the second round. Arkansas picked up a 61-60 overtime win advancing to the third round. The Razorbacks traveled to Kansas falling to the Jayhawks on their home court.

CHARITY FORD, SIXTH WOMAN OF THE YEAR

Junior Charity Ford came off the bench the entire season for Arkansas after serving as a starter her first two years for the Razorbacks. Ford's contribution off the bench was obvious in SEC play. Injured just after Christmas and unable to play the first games of league play, once Ford became effective the Razorbacks went on a 5-1 run to close



2008-09 QUICK REFERENCE

Record: 18-14 (6-8 SEC)
WNIT Third Round

HONORS

C'eira Ricketts

- All-SEC Second Team
- SEC Co-Freshman of the Year
- AP SEC Newcomer of the Year and HM All-SEC
- Five-time SEC Freshman of the Week
- Commerce Bank Wildcat Classic All-Tourney Team
- 2009 SEC Community Service Team
- Full Court Press Freshman All-America Team

Whitney Jones

- Commerce Bank Wildcat Classic All-Tourney Team

Charity Ford

- SEC Sixth Woman of the Year
- SEC Player of the Week

Lyndsay Harris

- SEC All-Freshman Team
- Junkanoo Jam All-Tournament Team

the season. Averaging almost double-digits against SEC foes at 9.7 ppg, Ford was named the SEC Player of the Week for her role coming off the bench to guide Arkansas to its first win over a AP ranked team in five years at then No. 15 Florida. Ford had 19 points that night, and the week before had a career-high 21 at Georgia to lead Arkansas first-ever win against the Lady Bulldogs in Athens.

C'EIRA RICKETTS, CO-FRESHMAN OF THE YEAR

Leading the SEC in steals almost the entire season and earning a record-tying five SEC Freshman of the Week awards, C'eira Ricketts was Arkansas' leading scorer at 12.7 ppg and 6.3 rpg. Ricketts became the first women's basketball player at the University of Arkansas to have a triple double with her 14 points, 13 rebounds and 12 assists against Auburn. During the course of the season, Ricketts tied the UA record for most assists in a SEC game and the freshman record for assists with her 12 against Auburn. Ricketts added three more double-double games with points and rebounds with 12 points and 10 rebounds at Georgia and 11 points and 12 rebounds at then No. 15 Florida. Ricketts' career high of 22 points came against Tennessee and Missouri. She led the SEC in steals, and was the top freshman in several categories, including scoring, for almost the entire year. Ricketts ranked top 10 in the nation for freshman scoring.

LYNDSAY HARRIS, ALL-FRESHMAN TEAM

Arkansas' top three-point shooter and third-leading scorer, Harris registered one of the team's highest scoring games this season with 23 points against Oregon State. Hitting 52 three-pointers during the regular season, Harris turned in one of her best weeks as the Razorbacks swept Florida and Alabama. Early in the season, Harris was named to the Junkanoo Jam all-tournament team after her 23 points versus Oregon State.

C'EIRA RICKETTS, ALL-SEC SECOND TEAM

Also earning all-conference honors, Ricketts joins only Christy Smith at the University of Arkansas to earn all-conference selection as a freshman. Ricketts was voted by the league coaches onto the second team, equalling Smith's pick as the Freshman of the Year and second-team All-SEC.

MORE FOR RICKETTS

The postseason honors for C'eira Ricketts continued with her selection to the Full Court Press Freshman All-America Team and as the Associated Press SEC Newcomer of the Year. Ricketts led Arkansas in scoring, assists and steals.



Whitney Jones

WHITNEY JONES HONORED

Senior Whitney Jones opened the year earning Commerce Bank Wildcat Classic All-Tournament team honors. Jones collected 22 points and eight boards in a pair of games to lead the Razorbacks.

RICKETTS GETS TRIPLE DOUBLE

C'eira Ricketts became the first women's basketball player in Arkansas history to record a triple double in a regular season game. Her record-setting accomplishment took place against No. 6 Auburn, Jan. 18, in Bud Walton Arena when she scored 14 points, had 13 rebounds and 12 assists.

RAZORBACKS SET SEC WINS RECORD

Arkansas won five-consecutive SEC regular season games setting a record for back-to-back league victories. The Razorbacks opened the streak defeating Georgia Feb. 8 and then picked up wins over South Carolina, Ole Miss, Florida and Alabama.

SENIORS SAY GOODBYE

Arkansas graduated a pair of seniors in Whitney Jones and Ayana Brereton. Jones played in 31 games averaging 10.5 ppg and 7.7 rpg. Brereton chipped in with 10.3 ppg and 5.5 rpg in her final year.

CONSISTENCY IN THE STARTING LINUP

Most coaches would agree that consistency is key for any team's success. Arkansas got some that from its starting lineup. Tom Collen played four different starting lineups but one group of five started 25 of the 32 games. Those starters were Shanita Arnold, C'eira Ricketts, Lyndsay Harris, Ayana Brereton and Whitney Jones. That group of five went 15-10 overall. The other three groups of starters were: Arnold, Ricketts, Brereton, Jones and Ashley McCray (1-2); Arnold, Harris, Brereton, Jones and McCray (2-0); and Arnold, Ricketts, Brereton, Jones and Ahslea Williams (0-1).



Ayana Brereton

2008-09 REVIEW

2008-09 FINAL STATISTICS - All Games

Record: 18-14 (H: 12-5, A: 4-7, N: 2-2)

##	PLAYER	GP-GS	MIN	AVG	FG-FGA	PCT	3FG-FGA	PCT	FT-FTA	PCT	OFF	DEF	TOT	AVG	PF	FO	A	TO	BLK	STL	PTS	AVG
22	Ricketts, C'eira	32-30	1020	31.9	156-365	.427	12-54	.222	78-111	.703	65	137	202	6.3	56	0	125	84	16	82	402	12.6
31	Jones, Whitney	32-32	901	28.2	131-277	.473	0-2	.000	75-107	.701	103	144	247	7.7	98	1	18	59	47	32	337	10.5
34	Brereton, Ayana	32-32	930	29.1	131-274	.422	40-99	.404	47-69	.681	73	103	176	5.5	83	2	53	73	27	43	329	10.3
33	Harris, Lyndsay	32-28	846	26.4	103-303	.340	56-193	.290	45-70	.643	31	66	97	3.0	86	4	58	88	6	42	307	9.6
32	Ford, Charity	27-0	545	20.2	67-173	.387	21-60	.350	43-59	.729	27	36	63	2.3	38	0	19	34	3	3	198	7.3
2	Arnold, Shanita	32-32	829	25.9	65-206	.316	35-127	.276	17-26	.654	17	55	72	2.3	45	1	74	56	1	29	182	5.7
23	McCray, Ashley	29-5	366	12.6	64-117	.547	0-0	.000	26-51	.510	52	58	110	3.8	58	1	3	48	9	7	154	5.3
24	Richardson, Brittney	29-0	317	10.9	34-110	.309	21-62	.339	13-21	.619	8	26	34	1.2	27	1	9	17	7	6	102	3.5
13	Inman, Julie	30-0	314	10.5	18-81	.222	15-60	.250	6-7	.857	2	25	27	0.9	22	0	28	16	5	13	57	1.9
12	Daniels, Ashley	28-0	256	9.1	15-31	.484	0-0	.000	17-26	.654	30	43	73	2.6	22	0	8	25	7	16	47	1.7
54	Williams, Ashlea	14-1	76	5.4	50-19	.500	0-0	.000	2-4	.500	5	7	12	0.9	7	0	3	2	2	2	12	0.9
3	Townsend, Jamesha	12-0	50	4.2	1-6	.167	0-1	.000	4-8	.500	1	7	8	0.7	8	0	1	4	0	0	6	0.5
TEAM											59	57	116	3.6	0			18				
ARKANSAS		32	6450		780-1953	.399	200-658	.304	373-559	.667	473	764	1237	38.7	550	10	399	524	130	305	2133	66.7
Opponents		32	6450		726-1854	.392	157-482	.326	446-644	.693	444	770	1214	37.9	492	-	422	563	98	214	2055	64.2

2008-09 FINAL SOUTHEASTERN CONFERENCE STATISTICS

Record: 6-8 (H: 3-4, A: 3-4)

##	PLAYER	GP-GS	MIN	AVG	FG-FGA	PCT	3FG-FGA	PCT	FT-FTA	PCT	OFF	DEF	TOT	AVG	PF	FO	A	TO	BLK	STL	PTS	AVG
22	Ricketts, C'eira	14-14	481	34.4	61-156	.391	5-26	.192	35-51	.686	26	62	88	6.3	27	-	64	45	7	29	162	11.6
31	Jones, Whitney	14-14	419	29.9	50-104	.481	0-0	.000	32-48	.667	40	75	115	8.2	45	0	7	26	15	7	132	9.4
34	Brereton, Ayana	14-14	323	30.2	47-115	.409	16-38	.421	27-32	.844	35	40	75	5.4	37	0	17	37	14	15	137	9.8
33	Harris, Lyndsay	14-11	390	27.9	45-127	.354	24-83	.289	17-24	.708	10	28	38	2.7	39	2	21	38	4	14	131	9.4
32	Ford, Charity	12-0	245	20.4	36-91	.396	14-36	.389	30-37	.811	7	17	24	2.0	14	0	7	12	0	10	116	9.7
2	Arnold, Shanita	14-14	324	23.1	17-69	.246	11-48	.229	5-8	.625	4	24	28	2.0	17	0	21	27	1	4	50	3.6
23	McCray, Ashley	14-2	241	17.2	47-79	.595	0-0	.000	20-36	.556	36	34	70	5.0	33	1	1	29	3	4	114	8.1
24	Richardson, Brittney	11-0	100	9.1	13-37	.351	6-17	.353	5-6	.833	1	8	9	0/8	10	0	2	5	0	0	37	3.4
13	Inman, Julie	13-0	110	8.5	5-24	.280	3-13	.231	2-2	1.000	0	11	11	0.8	8	0	5	6	0	3	15	1.2
12	Daniels, Ashley	11-0	63	5.7	3-4	.750	0-0	.000	4-5	.800	7	5	12	1.1	7	0	0	3	3	1	10	0.9
54	Williams, Ashlea	4-1	14	3.5	10-1	1.000	0-0	.000	0-0	.000	0	0	0	0.0	2	0	2	0	0	0	2	0.5
3	Townsend, Jamesha	5-0	15	3.0	0-1	.000	0-1	.000	3-4	.750	0	1	1	0.2	3	0	0	1	0	0	3	0.6
ARKANSAS		14	2825		325-808	.402	79-262	.302	180-253	.711	205	331	536	38.3	242	3	147	235	47	87	909	64.9
Opponents		14	2825		352-850	.414	72-214	.336	214-303	.706	204	304	508	36.3	217	3	192	173	49	103	990	70.7

2008-09 ARKANSAS RESULTS

G#	DATE	OPPONENT	SCORE	W/L	SITE	ATT	HIGH SCORER	HIGH REB
1	11/15	La-Monroe	77-38	W	H	1460	Ricketts, 14	Ricketts, 7
2	11/19	High Point	63-46	W	H	1179	Jones, 15	Brereton, 11
3	11/21	SMU	78-69	W	H	1326	Arnold, 22	Jones, 10
4	11/23	Northwestern	60-44	W	H	1269	Ricketts, Harris, Ford, 10	Ricketts, Brereton, 9
5	11/28	Oregon State	56-69	L	N	235	Harris, 23	Jones, Harris, 6
6	11/29	Pacific	78-61	W	N	281	Three with 12	Brereton, 6
7	12/3	at Memphis	76-69	W	A	1653	Ricketts, 15	Jones, 11
8	12/5	Miss Valley State	79-46	W	N	376	Arnold, Ford, Jones, 12	Daniels, 11
9	12/6	at Kansas State	56-65	L	A	3178	Ricketts, 18	Jones, Brereton, 6
10	12/9	North Dakota	85-73	W	H	1174	Jones, 22	Jones, 10
11	12/19	Dartmouth	66-57	W	H	1165	Ricketts, 19	Ricketts, 9
12	12/21	Missouri	55-56	L	H	1734	Ricketts, 22	Jones, 14
13	12/29	Western Illinois	70-53	W	H	1272	Harris, 16	Ricketts, Jones, 8
14	12/31	Stetson	85-44	W	H	1229	Brereton, 17	Brereton, 9
15	1/3	at Texas Tech	60-75	L	A	8532	Richardson, 18	Ricketts, 9
16	1/8	LSU*	42-62	L	H	1165	Arnold, 10	Jones, 15
17	1/11	at Kentucky*	63-72	L	A	5570	Harris, 15	Jones, 8
18	1/18	#6 Auburn*	61-70	L	H	2107	Ricketts, Brereton, 14	Ricketts, 13
19	1/22	#10 Tennessee*	67-76	L	H	3916	Ricketts, 22	Ricketts, 9
20	1/25	at Miss State*	65-62	W	A	1712	McCray, 14	Brereton, 12
21	1/29	at #20 Vanderbilt*	61-72	L-OT	A	4112	McCray, 20	Jones, 17
22	2/1	#12 Florida*	78-94	L	H	1521	Brereton, Harris, 17	Jones, 9
23	2/5	at LSU*	53-68	L	A	3341	Ricketts, 11 R	Ricketts, 6
24	2/8	at Georgia*	77-64	W	A	6990	Ford, 22	Brereton, 7
25	2/12	S. Carolina*	58-54	W	H	1390	Harris, 16	Jones, 9
26	2/15	Ole Miss*	70-59	W	H	2429	Ford, 17	Jones, Brereton, 6
27	2/19	at #15 Florida*	83-74	W	A	1731	Brereton, Ford, 19	Ricketts, 12
28	2/22	Alabama*	76-69	W	H	4760	Harris, 16	Ricketts, 11
29	3/1	at #3 Auburn*	94-57	L	A	5616	Jones, 23	Jones, 10
30	3/5	Ole Miss-SEC	60-65	L	N	2218	Jones, 19	Jones, Ricketts, 10
31	3/23	Okla. St-WNIT	61-60	W-OT	H	1396	Jones, 22	Jones, 11
32	3/26	at Kansas-WNIT	59-75	L	A	1876	Brereton, 15	Brereton, 7

2008-09 POINTS-REBOUNDS-ASSISTS



Whitney Jones

2008-09 ARKANSAS RAZORBACKS POINTS-REBOUNDS-ASSISTS

	2	3	12	13	22	23	24	31	32	33	34	54
	Arnold	Townsend	Daniels	Inman	Ricketts	McCray	Richardson	Jones	Ford	Harris	Brereton	Williams
ULM (77-38)	7-5-7*	0-1-0	2-6-0	0-2-1	14-7-1	13-4-2*	2-2-0	12-6-2*	10-5-2	10-4-4*	13-4-2*	3-2-1
HPU (63-46)	5-3-0*	DNP	0-5-1	6-0-1	10-7-2	4-6-0*	6-2-0	15-6-0*	5-4-0	9-3-4*	2-11-6*	1-1-0
SMU (78-69)	<u>22-0-2*</u>	DNP	0-2-0	0-0-0	18-3-2*	7-3-0*	2-1-2	6-10-2*	2-3-2	4-5-4	17-8-3*	DNP
NU (60-44)	5-3-3*	DNP	0-1-0	4-1-2	10-9-1*	0-2-0	3-0-0	9-7-1*	10-3-2	10-3-0*	9-9-1*	DNP
OR ST (56-69)	0-2-0*	DNP	2-1-0	0-0-2	17-5-1*	0-1-1	0-0-0	4-6-0*	0-2-1	23-6-2*	10-1-2*	0-1-0
PAC (78-61)	8-4-3*	0-2-0	4-2-1	4-0-1	12-4-5*	2-3-0	7-3-2	12-4-0*	7-2-1	10-2-3*	12-6-1*	0-1-0
@MEM (76-69)	9-0-3*	DNP	<u>7-7-0</u>	0-0-1	15-10-3*	0-1-0	9-2-0	12-11-2*	7-1-1	8-2-1*	9-4-0*	DNP
MVSU (79-46)	12-2-3*	0-1-0	3-11-3	6-1-3	2-4-1*	8-9-0	3-3-0	12-2-0*	12-3-0	11-1-3*	8-3-5*	2-0-0
KSU (56-65)	2-2-2*	DNP	2-5-0	0-0-0	18-2-2*	DNP	0-1-0	10-6-0*	2-3-2	11-2-3*	11-6-0*	DNP
UND (85-73)	6-1-5*	DNP	6-4-0	0-0-2	16-7-8*	5-3-0	3-1-0	22-10-0*	5-3-3	8-0-1*	14-5-4*	DNP
DC (66-57)	7-7-5*	DNP	4-4-0	0-1-1	19-9-4*	----	3-1-0	8-6-0*	5-2-0	16-6-4*	4-3-2*	0-0-0
MIZZOU (55-56)	7-1-3*	DNP	2-3-1	0-1-0	22-6-1*	0-1-0	3-0-0	9-14-0*	INJ	2-4-0*	10-8-5*	DNP
WIU (70-53)	2-1-2*	0-0-0	0-2-0	8-4-3	14-8-6*	1-0-0	0-1-0	10-8-0*	5-4-2	16-2-3*	14-2-0*	0-1-0
SU (85-44)	16-2-3*	3-2-1	2-3-1	11-4-4	5-4-5*	4-3-1	0-2-1	8-1-0*	INJ	15-3-4*	17-9-2*	4-4-0
@TTU (60-75)	9-1-3*	DNP	0-0-0	0-1-2	13-9-3*	3-2-0	18-3-1	4-8-1*	INJ	3-3-1*	10-5-1*	0-0-0
LSU (42-62)	10-3-3*	0-0-0	0-0-0	2-2-0	5-5-1*	2-1-0	7-1-0	8-15-0*	INJ	2-1-0*	6-4-0*	DNP
@UK (63-72)	3-6-1*	DNP	0-2-0	0-1-1	13-2-1*	0-4-0	0-1-0	10-8-0*	14-3-0	15-4-2*	8-5-0*	0-0-1
#6 AU (61-70)	3-2-2*	DNP	0-0-0	2-2-1	14-13-12*	3-0-0	3-2-0	9-4-1*	INJ	13-3-0*	14-4-0*	DNP
#10 UT (67-76)	11-1-2*	DNP	0-2-0	0-0-0	22-9-6*	12-7-0*	4-1-1	4-4-1*	0-0-0	5-1-0	9-4-0*	0-0-0*
@MSU (65-62)	5-1-2*	DNP	DNP	0-0-1	13-4-3*	14-6-0	2-1-1	9-10-0*	2-0-0	10-3-2*	10-12-2*	DNP
@#20 VU (61-72) (OT)	3-1-0*	DNP	0-1-0	DNP	17-7-4*	20-15-0	DNP	10-17-1*	2-3-1	6-2-1*	3-8-1*	DNP
#12 UF (96-78)	0-2-3*	DNP	DNP	3-2-0	14-2-7*	9-3-0*	7-0-0	9-9-0*	2-1-1	17-4-4	17-3-3*	DNP
@LSU (53-68)	2-2-0*	0-0-0	4-1-0	0-0-0	14-6-4*	2-3-0*	3-1-0	9-5-0*	10-3-1	5-1-1	7-3-0	DNP
@UG (77-64)	3-3-2*	DNP	0-0-0	3-1-0	13-5-10*	15-7-0	0-0-0	4-8-2*	22-3-1	5-2-0*	12-7-0*	DNP
USC (58-54)	0-0-1*	DNP	DNP	2-0-0	6-5-7*	2-4-0	DNP	15-9-0*	10-2-0	16-6-2*	7-5-2*	DNP
UM (70-59)	7-4-0*	0-0-0	4-2-0	0-1-0	13-5-2*	9-5-0	DNP	6-6-0*	17-4-1	7-4-3*	5-6-2*	2-0-1
@#15 UF (83-74)	0-0-1*	DNP	0-0-0	0-0-0	11-12-5*	10-3-0	3-1-0	8-4-0*	19-1-0	13-2-2*	19-5-2*	DNP
BAMA (74-69)	3-1-1*	DNP	0-4-0	3-0-1	8-10-2*	9-7-1	0-0-0	8-6-1*	14-3-2	16-3-1*	13-7-2*	DNP
@#3 AU (57-94)	0-2-3*	3-1-0	2-0-0	0-2-1	2-3-0*	7-6-0	8-1-0	23-10-1*	4-1-0	1-1-3*	7-2-3*	0-0-0

SEC TOURNAMENT

UM (60-65)	5-4-1*	DNP	DNP	DNP	16-10-8*	2-1-0	0-2-0	19-10-1*	0-0-1	12-7-2*	6-6-0*	DNP
------------	--------	-----	-----	-----	----------	-------	-------	----------	-------	---------	--------	-----

WOMEN'S NIT

OSU (61-60) (OT)	3-2-4*	0-1-0	0-1-1	0-0-0	9-6-4*	0-0-0	2-0-0	22-11-1*	6-2-0	8-6-1*	11-4-1*	DNP
@KU (59-75)	7-4-2*	0-0-0	3-4-0	3-1-0	10-4-4*	INJ	4-1-0	11-6-1*	6-2-0	0-0-0*	15-7-1*	0-2-0

Underline -- Season high/ BOLD -- Career High

2008-09 HIGH GAMES

INDIVIDUAL HIGH GAMES

POINTS

23	Jones, Whitney	at Auburn	03/01/09
23	Harris, Lyndsay	vs. Oregon St.	11/28/08
22	Jones, Whitney	vs. Okla. St.	03/23/09
22	Ford, Charity	at Georgia	02/08/09
22	Ricketts, C'eira	vs. Tennessee	01/22/09
22	Ricketts, C'eira	vs. Missouri	12/21/08
22	Jones, Whitney	vs. UND	12/09/08
22	Arnold, Shanita	vs. SMU	11/21/08

FIELD GOALS

10	Jones, Whitney	at Auburn	03/01/09
9	McCray, Ashley	at Vanderbilt	01/29/09
9	Jones, Whitney	vs. UND	12/09/08

FIELD GOALS ATTEMPTED

19	Ricketts, C'eira	vs. Okla. St.	03/23/09
19	Ricketts, C'eira	vs. Tennessee	01/22/09
19	Ricketts, C'eira	vs. Oregon St.	11/28/08

FIELD GOAL PCT. MIN 5 FG

1.000	Jones, Whitney (6-6)	vs. Pacific	11/29/08
1.000	Brereton, Ayana (5-5)	vs. WIU	12/29/08

THREE POINTERS

6	Arnold, Shanita	vs. SMU	11/21/08
5	Harris, Lyndsay	vs. Florida	02/01/09
5	Richardson, Brittney	at Texas Tech	01/03/09
5	Harris, Lyndsay	vs. Oregon St.	11/28/08

THREE POINT ATTEMPTS

12	Harris, Lyndsay	vs. Oregon St.	11/28/08
11	Harris, Lyndsay	vs. Alabama	02/22/09
11	Arnold, Shanita	vs. SMU	11/21/08

THREE POINT PCT.:

1.000	Brereton, Ayana (3-3)	vs. WIU	12/29/08
1.000	Brereton, Ayana (3-3)	vs. ULM	11/15/08
1.000	Brereton, Ayana (2-2)	vs. Auburn	01/18/09
1.000	Ricketts, C'eira (2-2)	at Kansas St.	12/06/08
1.000	Ford, Charity (2-2)	vs. Pacific	11/29/08

FREE THROWS

8	Jones, Whitney	vs. Okla. St.	03/23/09
8	Brereton, Ayana	vs. Alabama	02/22/09
8	Ford, Charity	at Florida	02/19/09
8	Ford, Charity	at Georgia	02/08/09

A fun moment at Red-White.



FREE THROW ATTEMPTS

11	Ford, Charity	at Florida	02/19/09
10	Jones, Whitney	vs. UM	02/15/09

FREE THOW PCT.

1.000	Brereton, Ayana (8-8)	vs. Alabama	02/22/09
1.000	Ricketts, C'eira (6-6)	vs. Tennessee	01/22/09
1.000	Jones, Whitney (6-6)	at Kentucky	01/11/09
1.000	Ricketts, C'eira (6-6)	vs. Dartmouth	12/18/08
1.000	Ricketts, C'eira (5-5)	vs. Missouri	12/21/08

REBOUNDS

17	Jones, Whitney	at Vanderbilt	01/29/09
15	McCray, Ashley	at Vanderbilt	01/29/09
15	Jones, Whitney	vs. LSU	01/08/09

ASSISTS

12	Ricketts, C'eira	vs. Auburn	01/18/09
10	Ricketts, C'eira	at Georgia	02/08/09

STEALS

6	Ricketts, C'eira	vs. WIU	12/29/08
5	Jones, Whitney	vs. UND	12/09/08
5	Ricketts, C'eira	at Memphis	12/03/08
5	Ford, Charity	at Memphis	12/03/08
5	Ford, Charity	vs. Pacific	11/29/08
5	Brereton, Ayana	vs. HPU	11/19/08
5	Ricketts, C'eira	vs. HPU	11/19/08
5	Ricketts, C'eira	vs. ULM	11/15/08

BLOCKS

5	Jones, Whitney	vs. Okla. St.	03/23/09
5	Jones, Whitney	vs. Dartmouth	12/18/08

TURNOVERS

7	Arnold, Shanita	at Vanderbilt	01/29/09
7	Harris, Lyndsay	vs. Oregon St.	11/28/08

FOULS

5	Brereton, Ayana	vs. Okla. St.	03/23/09
5	Harris, Lyndsay	vs. UM	03/05/09
5	Harris, Lyndsay	vs. UM	02/15/09
5	McCray, Ashley	at Vanderbilt	01/29/09
5	Harris, Lyndsay	vs. Tennessee	01/22/09
5	Arnold, Shanita	vs. Missouri	12/21/08
5	Jones, Whitney	at Kansas St.	12/06/08
5	Richardson, Brittney	at Memphis	12/03/08
5	Brereton, Ayana	at Memphis	12/03/08
5	Harris, Lyndsay	vs. Oregon St.	11/28/08



The team enjoys the Alabama game.

TEAM HIGH GAMES

POINTS	85 Stetson	12/31/08
	85 UND	12/09/08
	83 at Florida	02/19/09
FIELD GOALS	33 vs. MVSU	12/05/08
	32 Stetson	12/31/08
FG ATTEMPTS	73 Oklahoma St.	03/23/09
	73 vs. MVSU	12/05/08
FG PCT.	.538 (28-52) at Florida	02/19/09
	.500 (27-54) Florida	02/01/09
THREE PT.	11 Western Ill.	12/29/08
	11 vs. MVSU	12/05/08
THREE PT ATT.	30 Western Ill.	12/29/08
	29 Stetson	12/31/08
THREE PT PCT.	.458 (11-24) vs. MVSU	12/05/08
	.435 (10-23) vs. Pacific	11/29/08
FREE THROWS	25 Alabama	02/22/09
	23 Ole Miss	02/15/09
FF ATT.	37 Alabama	02/22/09
	34 at Florida	02/19/09
FT PCT.	.933 (14-15) at Ky.	01/11/09
	.889 (16-18) Tenn.	01/22/09
REBOUNDS	58 at Vanderbilt	01/29/09
	51 ULM	11/15/08
ASSISTS	22 Stetson	12/31/08
	20 UND	12/09/08
	20 ULM	11/15/08
STEALS	20 at Memphis	12/03/08
	20 HPU	11/19/08
BLOCKS	9 HPU	11/19/08
	8 ULM	11/15/08
TURNOVERS	26 at Vanderbilt	01/29/09
	24 MISSOURI	12/21/08
FOULS	23 at Kentucky	01/11/09
	23 at Memphis	12/03/08
	23 vs. Oregon St.	11/28/08

GAME 1

ULM at Arkansas
11/15/08 1 p.m. at Bud Walton Arena

##	Player	TOT-FG		3-PT		REBOUNDS				TP	A	TOBLK	S	MIN			
		FG	FGA	FG	FGA	FT	FTA	OF	DE						TOT	PF	
40	Walls, Ashley, f	2	8	0	0	1	2	0	1	1	1	5	0	2	0	0	4
34	Davis, Shannon, c	1	6	0	0	0	0	0	7	1	8	2	2	1	3	0	18
11	Moore, Lottie, g	1	9	0	3	2	5	4	6	10	3	4	3	10	0	1	18
17	Leslie, Sumar, g	3	9	2	6	0	0	1	2	3	3	8	2	2	0	0	29
20	Carrier, Jesse, g	1	6	0	3	0	0	1	2	3	1	2	0	3	0	0	24
01	Zollicoffer, Marion	1	4	0	0	0	3	2	1	3	1	2	0	0	0	0	5
10	Courtney, Kessie	2	9	0	0	0	1	3	4	3	4	0	0	0	0	0	9
15	Rawson, Jordan	1	2	0	0	0	0	1	5	6	2	2	0	2	0	0	4
21	Torres, Elizabeth	2	7	1	3	2	2	1	2	3	4	7	1	1	0	0	8
24	Lonsberry, Kathryn	0	0	0	0	0	0	0	0	0	0	0	0	0	0	0	8
30	Tucker, Portia	0	1	0	0	0	0	0	0	0	0	0	0	0	0	1	20
32	Williams, Sannisha	0	1	0	0	0	0	2	0	0	0	0	0	0	0	0	0
37	Williams, Larrie	1	4	0	0	0	0	0	0	0	2	2	0	0	0	0	5
TEAM											3	2	5				
Totals		15	66	3	18	5	14	21	25	46	22	38	7	24	0	1	58

TOTAL FG%	1st Half: 8-33 24.2%	2nd Half: 7-33 21.2%	Game: 22.7%	DEADBALL
3-Pt. FG%	1st Half: 3-13 23.1%	2nd Half: 0-5 0.0%	Game: 16.7%	REBOUNDS
F Throw %	1st Half: 0-3 0.0%	2nd Half: 5-11 45.5%	Game: 35.7%	5, 1

HOME TEAM: Arkansas 1-0

##	Player	TOT-FG		3-PT		REBOUNDS				TP	A	TOBLK	S	MIN			
		FG	FGA	FG	FGA	FT	FTA	OF	DE						TOT	PF	
31	JONES, Whitney, f	6	12	0	1	0	1	1	5	6	1	12	2	2	3	1	23
34	BRETON, Ayana, f	4	9	3	2	2	2	2	4	4	13	2	2	0	2	23	
23	McCray, Ashley, c	2	4	0	0	0	0	3	2	5	2	4	0	2	1	10	12
02	ARNOLD, Shanita, g	3	4	1	2	0	1	1	4	5	0	7	1	1	0	2	29
33	HARRIS, Lyndsay, g	3	7	2	6	2	4	1	3	4	10	4	4	1	2	19	
03	TOWNSEND, J.	0	0	0	0	0	0	0	1	1	1	0	0	0	0	2	
12	DANIELS, Ashley	1	2	0	0	0	0	4	2	6	0	2	0	4	1	0	8
13	INMAN, Julie	0	4	0	3	0	0	0	0	2	2	1	0	1	1	18	
22	RICKETTS, C'eira	5	11	0	3	4	6	2	5	7	14	1	0	0	5	24	
24	RICHARDSON, B.	0	3	0	2	2	0	2	2	1	2	0	0	0	0	8	
32	FORD, Charity	5	11	0	2	0	0	3	2	5	10	2	3	0	1	21	
54	WILLIAMS, Ashlea	1	1	0	0	1	2	0	2	1	3	1	1	1	0	13	
TEAM											1	2					
Totals		30	68	6	22	11	18	18	32	50	15	77	20	19	8	14	200

TOTAL FG%	1st Half: 12-33 36.4%	2nd Half: 18-35 51.4%	Game: 44.1%	DEADBALL
3-Pt. FG%	1st Half: 4-13 30.8%	2nd Half: 2-9 22.2%	Game: 27.3%	REBOUNDS
F Throw %	1st Half: 2-2 100%	2nd Half: 9-16 56.3%	Game: 61.1%	2, 1

Officials: Scott Yarbrough, Doug Cloud, Metta Roberts.

Technical Fouls: ULM-None. Arkansas-None.

Attendance:

Score by Periods	1st	2nd	Total
ULM	19	19	38
Arkansas	30	47	77

GAME 2

High Point at Arkansas
11-19-08 7 p.m. at Bud Walton Arena

##	Player	TOT-FG		3-PT		REBOUNDS				TP	A	TOBLK	S	MIN		
		FG	FGA	FG	FGA	FT	FTA	OF	DE						TOT	PF
21	TUCKER, Andrea, f	3	9	0	0	3	4	4	5	9	1	9	1	1	0	22
54	SAMUELS, Ashlee, f	0	2	0	0	0	0	0	1	2	3	4	0	0	0	15
04	MAIER, Mackenzie, c	4	13	2	5	1	2	2	5	7	1	11	1	2	3	27
44	HARGRAVES, Jurica, g	2	7	2	6	2	2	0	0	0	8	2	5	0	1	34
13	FIELDS, Frances, g	1	5	0	1	3	4	0	5	5	2	5	6	0	3	36
02	DEAN, LaTeisha	0	4	0	1	0	0	0	0	2	0	1	3	0	10	
24	DODD, Amy	0	3	0	1	0	0	1	2	3	0	0	0	5	0	12
31	BROWN, Shania	5	10	0	0	1	2	4	6	10	0	11	0	3	0	25
42	McKoy, Tedcandra	1	8	0	0	0	1	3	4	4	2	0	0	1	1	19
TEAM											3	4				
Totals		16	61	4	14	10	14	16	32	48	14	46	10	25	5	200

TOTAL FG%	1st Half: 6-27 22.2%	2nd Half: 10-34 29.4%	Game: 26.2%	DEADBALL
3-Pt. FG%	1st Half: 1-8 12.5%	2nd Half: 3-6 50.0%	Game: 28.6%	REBOUNDS
F Throw %	1st Half: 4-6 66.7%	2nd Half: 6-8 75.0%	Game: 71.4%	1

HOME TEAM: Arkansas 2-0

##	Player	TOT-FG		3-PT		REBOUNDS				TP	A	TOBLK	S	MIN		
		FG	FGA	FG	FGA	FT	FTA	OF	DE						TOT	PF
31	JONES, Whitney, f	4	11	0	0	7	9	4	2	6	4	15	0	1	3	23
34	BRETON, Ayana, f	1	8	0	0	0	2	9	11	3	2	6	3	3	5	32
23	McCray, Ashley, c	2	5	0	0	0	4	2	4	6	2	4	0	1	0	14
02	ARNOLD, Shanita, g	2	7	1	4	0	0	0	3	3	2	5	0	2	0	25
33	HARRIS, Lyndsay, g	3	11	2	8	1	2	2	1	3	2	9	4	3	0	4
12	DANIELS, Ashley	0	1	0	0	0	0	1	4	5	0	1	0	2	0	13
13	INMAN, Julie	2	4	2	4	0	0	0	0	0	0	6	1	0	0	13
22	RICKETTS, C'eira	5	9	0	1	0	0	3	4	7	0	10	2	1	5	18
24	RICHARDSON, B.	6	2	2	4	0	0	2	2	1	6	0	2	1	1	15
32	FORD, Charity	2	5	0	2	1	3	2	2	4	5	0	1	0	1	17
54	WILLIAMS, Ashlea	0	1	0	0	1	1	1	0	1	0	1	0	0	0	5
TEAM											1					
Totals		23	68	7	27	10	20	17	32	49	17	63	14	16	9	200

TOTAL FG%	1st Half: 11-36 30.6%	2nd Half: 12-32 37.5%	Game: 33.8%	DEADBALL
3-Pt. FG%	1st Half: 5-19 26.3%	2nd Half: 2-8 25.0%	Game: 25.9%	REBOUNDS
F Throw %	1st Half: 6-11 54.5%	2nd Half: 4-9 44.4%	Game: 50.0%	6

Officials: Eric Bruton, Eric Baker, Jeff Caudle.

Technical Fouls: High Point University-None. Arkansas-None.

Attendance: 1179

Score by Periods	1st	2nd	Total
High Point	17	29	46
Arkansas	33	30	63

GAME 3

SMU vs Arkansas
11/21/08 7:00 p.m. at Bud Walton Arena

##	Player	TOT-FG		3-PT		REBOUNDS				TP	A	TOBLK	S	MIN		
		FG	FGA	FG	FGA	FT	FTA	OF	DE						TOT	PF
10	GILLIAM, Brittany, f	7	16	1	5	1	5	4	9	3	16	3	3	1	36	
40	SEVERIN, Alice, c	0	3	0	0	0	0	1	3	4	2	0	1	1	2	16
05	WILLS, Delisha, g	8	16	0	0	4	5	4	9	1	20	2	6	0	2	32
24	DAY, Haley, g	4	6	2	3	2	2	1	2	3	2	12	4	0	0	32
41	SAMUELS, Jiliana, g	2	8	2	5	3	4	0	3	3	9	3	1	0	0	29
11	HILL, LaShandra	1	6	0	2	1	4	0	4	4	2	3	2	2	0	24
21	ELLIOTT, Christine	3	8	0	0	3	4	2	7	9	3	9	1	1	0	20
32	MITCHAM, Alicia	0	2	0	0	0	0	3	0	3	0	0	0	0	0	1
TEAM											2	1	3			
Totals		25	65	5	15	14	19	19	28	47	16	69	16	18	3	200

TOTAL FG%	1st Half: 13-39 33.3%	2nd Half: 12-26 46.2%	Game: 38.5%	DEADBALL
3-Pt. FG%	1st Half: 3-9 33.3%	2nd Half: 2-6 33.3%	Game: 33.3%	REBOUNDS
F Throw %	1st Half: 6-10 60%	2nd Half: 8-13 61.5%	Game: 73.7%	3

HOME TEAM: Arkansas 3-0

##	Player	TOT-FG		3-PT		REBOUNDS				TP	A	TOBLK	S	MIN	
		FG	FGA	FG	FGA	FT	FTA	OF	DE						TOT
31	JONES, Whitney, f	2	10	0	1	2	2	4	6	10	3	6	2	0	1

2008-09 BOX SCORES

GAME 6

Arkansas vs Pacific

11/29/08 6:15 pm at 2008 Junkanoo Jam (St. Georges HS)

VISITORS: Arkansas 5-1

#	Player	TOT-FG		3-PT		REBOUNDS											
		FG	FGA	FG	FGA	FT	FTA	OF	DE	TOT	PF	TP	A	TO	BLK	S	MIN
31	JONES, Whitney, f	6	6	0	0	0	0	3	1	4	3	12	0	2	3	0	19
34	BRERETON, Ayana, f	4	6	3	4	1	2	1	5	6	3	12	1	1	0	1	21
02	ARNOLD, Shanita, g	2	8	1	5	3	5	2	2	4	1	8	3	0	0	2	26
22	RICKETTS, C'eira, g	5	9	1	1	2	2	2	4	0	12	5	3	0	3	24	
33	HARRIS, Lyndsay, g	3	9	1	3	3	6	1	1	2	2	10	3	4	0	1	24
03	TOWNSEND, Jamesha	0	1	0	0	0	0	1	1	2	1	0	0	1	0	7	
12	DANIELS, Ashley	1	3	0	0	2	2	1	1	2	4	1	1	0	4	12	
13	INMAN, Julie	1	6	1	5	1	1	0	0	0	2	4	1	2	1	23	
23	McCRA, Ashley	0	0	0	0	2	4	1	2	3	2	2	0	1	1	9	
24	RICHARDSON, Brittney	2	4	1	3	2	4	0	3	3	2	7	2	2	1	12	
32	FORD, Charity	2	5	2	2	1	3	0	2	2	2	7	1	4	0	5	
54	WILLIAMS, Ashlea	0	1	0	0	0	1	0	1	0	0	0	0	0	0	3	
TEAM						1 3 4											
Totals		26	58	10	23	16	29	14	23	37	20	78	17	21	6	18	200

TOTAL FG%	1st Half: 10-30 33.3%	2nd Half: 16-28 57.1%	Game: 44.8%	DEADB
3-Pt. FG%	1st Half: 3-12 25.0%	2nd Half: 7-11 63.6%	Game: 43.5%	REBOUNDS
F Throw %	1st Half: 9-16 56.3%	2nd Half: 7-13 53.8%	Game: 55.2%	7, 1

HOME TEAM: Pacific 1-3

#	Player	TOT-FG		3-PT		REBOUNDS											
		FG	FGA	FG	FGA	FT	FTA	OF	DE	TOT	PF	TP	A	TO	BLK	S	MIN
23	Young, Janae, f	3	7	0	1	1	4	1	3	4	5	7	0	2	0	0	19
30	Simmons, Amber, f	12	17	0	0	4	7	4	1	5	2	28	2	2	2	2	40
34	Head, Emma, c	1	1	0	0	1	2	0	2	2	1	3	0	1	0	0	15
04	VanHollebeke, Amy, g	3	6	2	4	2	2	0	2	2	3	10	2	4	0	1	27
11	Dana, Jasmine, g	0	6	0	1	0	0	0	3	3	0	3	5	0	0	20	
10	McLeod, Claire	1	8	0	1	0	0	1	5	6	3	2	0	3	0	1	21
21	Tiernan, Gretchen	3	7	2	5	0	0	0	1	1	3	8	3	3	0	3	18
24	Fath, Jennifer	0	2	0	1	1	2	0	2	2	1	1	3	4	0	1	15
32	Dawkins, Karen	1	3	0	0	0	0	2	2	4	0	2	0	0	0	7	
40	Pritch, Whitney	0	2	0	0	0	0	3	3	0	3	0	1	0	0	18	
TEAM						3 2 5 1 1											
Totals		24	59	4	13	9	17	14	23	37	22	61	13	26	2	8	200

TOTAL FG%	1st Half: 7-30 23.3%	2nd Half: 17-29 58.6%	Game: 40.7%	DEADB
3-Pt. FG%	1st Half: 1-7 14.3%	2nd Half: 3-6 50.0%	Game: 30.8%	REBOUNDS
F Throw %	1st Half: 5-9 55.6%	2nd Half: 4-8 50.0%	Game: 52.9%	5, 1

Officials: Bruce Morris, Debbie Adams, Billy Smith

Technical Fouls: Arkansas-None, Pacific-TEAM.

Attendance: 281

Score by Periods

Arkansas 32 46 78

Pacific 20 41 61

Arkansas Razorbacks take third-place in the Freepport Division of the 2008 Junkanoo Jam.

Points in the paint-AR 32, PACIFIC 36. Points off turnovers-AR 27, PACIFIC 17.

2nd chance points-AR 12, PACIFIC 7. Fast break points-AR 10, PACIFIC 14.

Bench points-AR 24, PACIFIC 13. Score tied-0 times. Lead changed-2 times.

Last FG-AR 2nd-00:29, PACIFIC 2nd-00:56.

Largest lead-AR by 32 2nd-08:00, PACIFIC by 1 1st-17:21.



Whitney Jones posted 22 points and 10 rebounds in a 12-point win over North Dakota.

GAME 9

Arkansas at Kansas State

12/6/08 4 p.m. at Manhattan, Kan. (Bramlage Coliseum)

VISITORS: Arkansas 7-2

#	Player	TOT-FG		3-PT		REBOUNDS											
		FG	FGA	FG	FGA	FT	FTA	OF	DE	TOT	PF	TP	A	TO	BLK	S	MIN
34	Brereton, Ayana, f	4	9	1	4	2	2	4	2	4	6	11	0	4	1	3	35
31	Jones, Whitney, c	5	10	0	0	2	2	4	6	5	10	0	3	0	0	26	
02	Arnold, Shanita, g	1	9	0	4	0	1	2	2	2	2	2	2	1	0	29	
22	Ricketts, C'eira, g	8	11	2	2	0	1	1	2	2	18	2	4	0	1	31	
33	Harris, Lyndsay, g	5	10	1	3	0	0	2	2	2	3	11	3	0	0	29	
12	Daniels, Ashley	1	2	0	0	0	0	3	2	5	0	2	0	2	0	21	
13	Inman, Julie	0	0	0	0	0	0	0	0	0	0	0	0	0	0	2	
24	Richardson, Brittney	0	0	0	0	0	0	1	1	1	0	0	0	0	0	5	
32	Ford, Charity	1	1	0	0	0	1	2	3	2	2	0	2	0	0	22	
TEAM						1 1 2											
Totals		25	52	4	13	2	8	11	18	29	15	56	7	16	2	6	200

TOTAL FG%	1st Half: 15-31 48.4%	2nd Half: 10-21 47.6%	Game: 48.1%	DEADB
3pt-FG	1st Half: 2-8 25.0%	2nd Half: 2-5 40.0%	Game: 30.8%	REBOUNDS
FThrow	1st Half: 0-2 0.0%	2nd Half: 2-6 33.3%	Game: 25.0%	3, 1

HOME TEAM: Kansas State 7-0

#	Player	TOT-FG		3-PT		REBOUNDS											
		FG	FGA	FG	FGA	FT	FTA	OF	DE	TOT	PF	TP	A	TO	BLK	S	MIN
04	Sweet, Ashley, f	8	17	2	3	1	2	3	2	5	2	19	0	1	0	1	39
25	Zanotti, Danielle, f	1	2	1	2	0	0	1	1	1	1	3	1	1	0	0	26
51	Gipson, Marlies, f	8	14	0	1	0	0	2	4	6	0	16	3	2	2	33	
05	Lehning, Shales, g	1	4	0	1	4	4	3	6	9	6	10	4	0	3	39	
41	Kincaid, Kari, g	4	11	4	9	1	2	0	1	1	0	13	5	0	1	33	
02	Nelson, Kelsey	0	1	0	0	0	0	0	0	0	0	0	0	0	0	3	
10	Hill, Kelsey	0	0	0	0	0	0	0	0	0	0	0	0	0	0	1	
23	Spani, Shalin	2	4	2	4	0	0	0	0	0	6	0	1	0	0	18	
33	Chids, Jalana	0	2	0	0	2	4	3	2	3	2	1	0	0	1	8	
TEAM						2 3 5											
Totals		24	55	9	20	8	12	13	19	32	7	65	20	11	2	8	200

TOTAL FG%	1st Half: 14-27 51.9%	2nd Half: 10-28 35.7%	Game: 43.6%	DEADB
3pt-FG	1st Half: 6-12 50.0%	2nd Half: 3-8 37.5%	Game: 45.0%	abs
FThrow	1st Half: 2-4 50.0%	2nd Half: 6-8 75.0%	Game: 66.7%	3

Officials: Clarke Stevens, Cameron Inouye, Amy Bonner

Technical Fouls: Arkansas - none, Kansas State - none

Attendance: 3178

Score by Periods

Arkansas 32 24 56

Kansas State 36 29 65

GAME 7

Arkansas vs. Memphis

12/3/08 7:06 p.m. at Memphis, Tenn. (FedExForum)

VISITORS: University of Arkansas 6-1

#	Player	TOT-FG		3-PT		REBOUNDS										
		FG	FGA	FG	FGA	FT	FTA	OF	DE	TOT	PF	TP	A	TO	BLK	S
31	JONES, Whitney, c	6	8	0	0	1	5	6	11	2	12	2	3	1	3	25
02	ARNOLD, Shanita, g	2	6	1	4	4	0	0	0	4	9	3	1	0	1	23
22	RICKETTS, C'eira, g	7	14	0	1	2	1	9	10	2	15	3	2	0	5	37
33	HARRIS, Lyndsay, g	2	11	0	7	4	7	1	1	2	8	1	1	0	1	24
34	BRERETON, Ayana, g	4	7	1	3	0	0	1	3	4	5	9	0	3	2	25
12	DANIELS, Ashley	2	2	0	0	3	4	7	0	7	0	2	1	1	1	12
13	INMAN, Julie	0	4	0	3	0	0	0	0	1	0	1	2	0	0	9
23	McCRA, Ashley	0	0	0	0	0	0	1	1	1	0	0	2	0	1	7
24	RICHARDSON, Brittney	3	5	2	3	1	2	1	2	5	9	3	3	2	2	16
32	FORD, Charity	3	8	0	2	1	2	1	0	1	2	7	1	1	0	22
TEAM						0 1 1										
Totals		29	65	4	22	14	22	13	26	39	23	76	11	20	6	200

TOTAL FG%	1st Half: 16-34 47.1%	2nd Half: 13-31 41.9%	Game: 44.6%	DEADB
3pt-FG	1st Half: 2-14 14.3%	2nd Half: 2-8 25.0%	Game: 18.2%	REBOUNDS
FThrow	1st Half: 2-3 66.7%	2nd Half: 12-19 63.2%	Game: 63.6%	3

HOME TEAM: Univ. of Memphis 5-3

#	Player	TOT-FG		3-PT		REBOUNDS									
		FG	FGA	FG	FGA	FT	FTA	OF	DE	TOT	PF	TP	A	TO	BLK
42	THORNTON, Ashley, f	2	12	0	1	3	4	5	9	3	7				

GAME 11

Dartmouth at Arkansas
12/18/08 7:00 p.m. at Bud Walton Arena

VISITORS: Dartmouth 2-7

#	Player	TOT-FG		3-PT		REBOUNDS					TP	A	TOBLK	S	MIN		
		FG	FGA	FG	FGA	FT	FTA	OF	DE	TOT						PF	
10	SMITH, Margaret, f	2	3	0	0	1	3	4	1	4	2	3	1	2	33		
20	SMITH, Britney, f	7	14	0	0	4	7	4	5	9	3	18	4	1	0	2	38
25	ROSE, Darcy, c	4	9	0	0	0	0	4	4	4	8	0	4	0	0	28	
32	WILLIAMS, Betsy, g	0	7	0	0	1	4	0	1	1	2	4	1	0	1	1	28
33	SCHRAM, Koren, g	3	7	2	5	5	1	5	6	2	13	0	9	0	0	39	
21	MCFFEE, Meghan	1	4	0	1	2	2	1	0	1	4	2	1	0	2	20	
24	COOPER, Cassie	2	3	0	0	2	2	0	0	0	2	6	1	2	0	1	1
34	DOSENKO, Sasha	0	0	0	0	0	0	1	1	0	0	0	0	0	0	1	2
35	MOSES, Jaalea	0	1	0	0	0	0	0	0	0	1	0	0	1	0	0	1
TEAM								2		3		5					
Totals		19	48	2	8	17	20	9	22	31	15	57	10	21	2	8	200

TOTAL FG%	1st Half: 9-23 39.1%	2nd Half: 10-25 40.0%	Game: 39.6%	DEADB
3-PT FG%	1st Half: 2-5 40.0%	2nd Half: 0-3 0.0%	Game: 25.0%	REBOUNDS
F Throw %	1st Half: 9-12 75.0%	2nd Half: 8-10 80%	Game: 85.0%	2.2

HOME TEAM: Arkansas 9-2

#	Player	TOT-FG		3-PT		REBOUNDS					TP	A	TOBLK	S	MIN		
		FG	FGA	FG	FGA	FT	FTA	OF	DE	TOT						PF	
31	JONES, Whitney, f	4	10	0	0	0	0	3	3	6	1	8	0	2	5	2	33
34	BRERETON, Ayana, f	1	10	0	4	2	2	1	3	4	4	2	2	0	1	21	
02	ARNOLD, Shanita, g	2	9	2	8	1	2	3	4	7	2	7	5	0	0	27	
22	RICKETTS, C'eira, g	6	10	1	2	6	6	5	4	9	2	19	4	0	0	36	
33	HARRIS, Lyndsay, g	6	11	4	7	0	0	4	2	6	3	16	4	5	0	2	26
12	DANIELS, Ashley	1	1	0	0	2	2	2	2	4	2	4	0	1	0	2	20
13	INMAN, Julie	0	1	0	0	1	0	0	0	1	0	0	1	1	0	0	6
24	RICHARDSON, B.	1	5	1	3	0	0	0	1	1	0	3	0	0	0	0	7
32	FORD, Charity	1	7	0	1	3	4	0	2	2	0	5	0	0	0	0	20
54	WILLIAMS, Ashlea	0	0	0	0	0	0	0	0	0	0	0	0	0	0	0	4
TEAM								1		1		1		1			
Totals		22	64	8	26	14	16	19	21	40	14	66	16	16	5	10	200

TOTAL FG%	1st Half: 10-33 30.3%	2nd Half: 12-31 38.7%	Game: 34.4%	DEADB
3-PT FG%	1st Half: 4-14 28.6%	2nd Half: 4-12 33.3%	Game: 30.8%	REBOUNDS
F Throw %	1st Half: 3-4 75.0%	2nd Half: 11-12 91.7%	Game: 87.5%	1

Officials: Dee Kantner, Erica Bradley, Denise Brooks

Technical Fouls: Dartmouth-None. Arkansas-None.

Attendance: 1165

Score by Periods	1st	2nd	Total
Dartmouth	29	28	57
Arkansas	27	39	66

GAME 12

UM at Arkansas
12/21/08 2 p.m. at Bud Walton Arena

VISITORS: UM 6-4

#	Player	TOT-FG		3-PT		REBOUNDS					TP	A	TOBLK	S	MIN		
		FG	FGA	FG	FGA	FT	FTA	OF	DE	TOT						PF	
04	JOHNSON, Jessara, f	7	16	1	3	2	5	4	9	2	17	3	3	1	2	30	
44	JONES, Shikara, f	3	4	0	0	3	6	3	2	5	1	9	1	0	1	3	32
01	MILLS, Bekah, g	0	6	0	0	1	2	0	3	3	2	4	2	1	0	21	
12	HOLLINS, Alyssa, g	6	21	2	12	2	1	4	5	0	16	1	1	0	1	38	
23	BROWN, RaeShara, g	1	6	0	1	2	3	5	3	8	1	4	2	0	2	31	
03	HENNEMAN, Amanda	1	1	1	1	0	0	0	0	1	3	0	0	0	0	2	
10	OTOTE, Jasmyn	0	3	0	0	3	6	2	0	2	2	3	0	0	0	8	
11	RICHBOW, Toy	0	0	0	0	2	2	3	5	2	0	1	2	0	1	20	
32	SCOTT, Marissa	1	3	0	2	0	0	1	1	2	4	2	0	2	0	18	
TEAM								1		2		1					
Totals		19	60	4	20	14	26	20	41	41	16	56	14	13	3	11	200

TOTAL FG%	1st Half: 11-35 31.4%	2nd Half: 8-25 32.0%	Game: 31.7%	DEADB
3-PT FG%	1st Half: 2-13 15.4%	2nd Half: 2-7 28.6%	Game: 20.0%	REBOUNDS
F Throw %	1st Half: 0-5 0.0%	2nd Half: 14-21 66.7%	Game: 53.8%	5

HOME TEAM: Arkansas 9-3

#	Player	TOT-FG		3-PT		REBOUNDS					TP	A	TOBLK	S	MIN		
		FG	FGA	FG	FGA	FT	FTA	OF	DE	TOT						PF	
31	JONES, Whitney, f	3	11	0	0	3	4	6	8	14	2	9	0	5	2	2	37
34	BRERETON, Ayana, f	4	9	0	2	4	2	6	8	3	10	5	2	1	0	37	
02	ARNOLD, Shanita, g	3	8	1	5	0	0	0	1	1	5	7	3	0	0	1	35
22	RICKETTS, C'eira, g	8	11	1	2	5	5	1	5	6	3	22	1	3	0	3	34
33	HARRIS, Lyndsay, g	1	12	0	4	0	1	2	2	4	4	2	0	4	0	1	26
12	DANIELS, Ashley	0	0	0	0	2	2	1	2	3	2	2	1	3	1	0	16
13	INMAN, Julie	0	0	0	0	0	0	0	1	1	0	0	0	1	0	0	9
23	MCCRAY, Ashley	0	0	0	0	0	0	0	1	1	0	0	2	0	0	0	3
24	RICHARDSON, B.	1	1	1	1	0	0	0	0	0	0	3	0	1	0	0	3
TEAM								2		4		3					
Totals		20	52	3	14	12	16	14	28	42	20	55	10	24	4	7	200

TOTAL FG%	1st Half: 9-17 52.9%	2nd Half: 11-35 31.4%	Game: 38.5%	DEADB
3-PT FG%	1st Half: 1-6 16.7%	2nd Half: 2-8 25.0%	Game: 21.4%	REBOUNDS
F Throw %	1st Half: 7-8 87.5%	2nd Half: 5-8 62.5%	Game: 75.0%	1

Officials: Jeff Caudle, Barry Roberts, Daryl Humphrey

Technical Fouls: UM-None. Arkansas-None.

Attendance: 1734

Score by Periods	1st	2nd	Total
UM	24	32	56
Arkansas	26	29	55

Fouled Out: Arkansas #2, S. Arnold at 0:13.8 in 2nd Half

GAME 13

Western Illinois vs Arkansas
12/29/08 7 p.m. at Bud Walton Arena

VISITORS: Western Illinois 2-10, 0-1 Summit

#	Player	TOT-FG		3-PT		REBOUNDS					TP	A	TOBLK	S	MIN		
		FG	FGA	FG	FGA	FT	FTA	OF	DE	TOT						PF	
05	HORSMAN, Katie, f	1	9	1	9	2	2	0	4	4	1	5	1	2	0	0	17
25	MYERS, Nicole, f	2	6	0	0	0	0	5	2	7	3	4	1	2	0	0	21
50	LORD, Ashley, c	4	7	0	0	2	4	2	4	6	2	10	1	6	1	1	30
04	WALKER, Amanda, g	4	10	2	5	2	2	1	6	7	0	12	2	4	0	2	37
24	O'BRIEN, Jordan, g	2	6	1	1	0	0	1	2	3	5	1	3	0	0	0	28
14	KODDE, Anneloes	3	5	2	4	0	0	2	1	3	0	8	3	0	0	0	19
23	CLARK, Katy	0	8	0	3	2	1	1	2	0	2	0	1	0	0	0	16
33	BOBERTPOEPPING	2	5	0	1	1	2	0	2	3	5	1	0	0	0	0	22
34	THORMAN, Lyndi	1	2	0	0	0	0	0	1	1	2	2	0	1	0	0	10
TEAM								4		4		4					
Totals		19	58	6	23	9	12	12	27	39	14	53	10	21	1	3	200

TOTAL FG%	1st Half: 11-33 33.3%	2nd Half: 8-25 32.0%	Game: 32.8%	DEADB
3-PT FG%	1st Half: 4-15 26.7%	2nd Half: 2-8 25.0%	Game: 26.1%	REBOUNDS
F Throw %	1st Half: 4-4 100%	2nd Half: 5-8 62.5%	Game: 75.0%	3

HOME TEAM: Arkansas 10-3, 0-0 SEC

#	Player	TOT-FG		3-PT		REBOUNDS					TP	A	TOBLK	S	MIN		
		FG	FGA	FG	FGA	FT	FTA	OF	DE	TOT						PF	
31	JONES, Whitney, f	3	8	0	0	4	4	4	4	8	4	10	0	3	0	1	30
34	BRERETON, Ayana, f	5	5	3	3	1	2	0	2	2	2	14	0	1	1	0	30
02	ARNOLD, Shanita, g	1	6	0	4	0	0	1	0	1	1	2	2	1	0	1	15
22	RICKETTS, C'eira, g	5	11	1	4	3	6	2	6	8	2	14	6	0	6	0	30
33	HARRIS, Lyndsay, g	5	11	4	9	2	2	0	2	2	2	16	3	0	0	0	27
03	TOWNSEND, Jamesha	0	0	0	0	0	0	0	0	0	1	0	0	0	0	0	1
12	DANIELS, Ashley	0	1	0	0	0	2	1	1	2	0	0	0	0	0	1	9
13	INMAN, Julie	2	7	2	6	2	2	0	4	2	8	3	0	0	1	1	24
23	MCCRAY, Ashley	0	0	0	0	1	2	0	0	1	1	0	2	0	0	0	4
24	RICHARDSON, B.	0	1	0	1	0	0	1	0	0	0	1	0	0	0	0	5
32	FORD, Charity	2	8	1	3	0	0	1	3	4	2	5	2	2	1	1	24
54	WILLIAMS, Ashlea	0	0	0	0	0	0	0	1	1	0	0	0	0	0	0	1
TEAM								1		4		5					
Totals		23	58	11	30	13	20	11	27	38	17	70	16	15	3	11	200

TOTAL FG%	1st Half: 14-31 45.2%	2nd Half: 9-27 33.3%	Game: 39.7%	DEADB
3-PT FG%	1st Half: 5-16 31.3%	2nd Half: 6-14 42.9%	Game: 36.7%	REBOUNDS
F Throw %	1st Half: 2-4 50.0%	2nd Half: 11-16 68.8%	Game: 65.0%	4

Officials: Bob Trammell, Eric Baker, Erica Bradley

2008-09 BOX SCORES

GAME 16

LSU at Arkansas

01/08/09 7 p.m. at Bud Walton Arena

VISITORS: LSU 7-5, 1-0

#	Player	TOT-FG		3-PT		REBOUNDS			PF	TP	A	TOBLK	S	MIN			
		FG	FGA	FGA	FTA	FT	DE	RE									
24	DUNNING, Ayana, f	0	1	0	0	0	1	3	4	1	0	1	0	0	11		
55	BARRETT, LaSandra, f	12	18	0	3	3	4	4	8	2	27	2	2	0	30		
01	GRAHAM, Katherine, g	2	5	0	0	1	0	6	6	1	4	6	0	2	33		
20	HUGHES, Destini, g	0	4	0	1	0	0	1	2	1	0	1	2	0	12		
23	HIGHTOWER, A., g	3	10	0	2	3	4	1	5	6	1	9	5	1	22		
03	EASON, Latear	1	4	0	1	0	0	0	3	3	1	2	4	2	0	28	
11	KELLY, Andrea	0	1	0	1	0	0	0	0	1	0	1	0	0	7		
22	JONES, Courtney	6	11	0	4	4	0	2	2	0	16	1	1	0	29		
25	BLACK, Swazey	0	0	0	0	0	0	0	0	0	0	1	0	0	2		
41	TURNBOW, Taylor	1	2	0	0	0	0	0	4	4	0	2	0	1	10	7	
44	MORRIS, Kristen	1	1	0	0	0	0	0	1	1	0	2	0	0	0	2	
TEAM																	
Totals		26	57	0	5	10	12	9	31	40	8	62	20	11	7	3	200

TOTAL FG%	1st Half: 11-30 36.7%	2nd Half: 15-27 55.6%	Game: 45.6%	DEADB
3-PT FG%	1st Half: 0-2 0.0%	2nd Half: 0-3 0.0%	Game: 0.0%	REBOUNDS
F Throw %	1st Half: 3-4 75.0%	2nd Half: 7-8 87.5%	Game: 83.3%	0.1

HOME TEAM: Arkansas 11-5, 0-1

#	Player	TOT-FG		3-PT		REBOUNDS			PF	TP	A	TOBLK	S	MIN			
		FG	FGA	FGA	FTA	FT	DE	RE									
31	JONES, Whitney, f	3	7	0	2	2	3	12	15	4	8	0	3	3	0	34	
34	BRERETON, Ayana, f	1	7	1	3	3	4	1	3	4	0	6	0	5	2	0	27
02	ARNOLD, Shanita, g	4	13	2	9	0	0	0	3	3	2	10	3	0	0	34	
22	RICKETTS, C'eira, g	2	7	1	2	0	0	1	4	5	1	5	1	0	2	31	
33	HARRIS, Lyndsay, g	1	10	0	7	0	0	1	0	1	1	2	0	1	0	24	
03	TOWNSEND, Jamesha	0	1	0	1	0	0	0	0	0	1	0	0	0	0	4	
12	DANIELS, Ashley	0	0	0	0	0	0	0	0	0	0	0	0	0	0	3	
13	INMAN, Julie	3	0	1	0	0	0	2	2	1	2	0	1	0	1	11	
23	McCRAY, Ashley	0	2	0	0	2	0	0	0	1	2	0	0	0	1	5	
24	RICHARDSON, B.	3	12	1	4	0	0	1	0	1	0	7	0	1	0	17	
TEAM																	
Totals		15	60	5	27	7	8	12	24	36	11	42	4	14	7	5	200

TOTAL FG%	1st Half: 8-31 25.8%	2nd Half: 7-29 24.1%	Game: 25.0%	DEADB
3-PT FG%	1st Half: 5-16 31.3%	2nd Half: 0-11 0.0%	Game: 18.5%	REBOUNDS
F Throw %	1st Half: 3-3 100%	2nd Half: 4-5 80.0%	Game: 87.5%	2

Officials: Brian Enterline, Joe Cunningham, Bonita Spence

Technical Fouls: LSU-None, Arkansas-None.

Attendance: 1165

Score by Periods

1st 2nd Total

LSU 25 37 62

Arkansas 24 18 42

GAME 17

Arkansas at Kentucky

01/11/09 2:00 pm at Lexington, Ky. (Memorial Coliseum)

VISITORS: Arkansas Razorbacks 11-6, 0-2

#	Player	TOT-FG		3-PT		REBOUNDS			PF	TP	A	TOBLK	S	MIN			
		FG	FGA	FGA	FTA	FT	DE	RE									
31	JONES, Whitney, f	2	9	0	6	6	3	5	8	4	10	0	3	1	2	37	
02	ARNOLD, Shanita, g	1	6	1	3	0	0	2	4	6	3	3	1	2	0	1	28
22	RICKETTS, C'eira, g	5	14	1	5	2	2	1	2	3	13	1	4	0	2	29	
33	HARRIS, Lyndsay, g	5	12	1	7	4	5	1	4	5	3	15	2	4	2	31	
34	BRERETON, Ayana, g	4	8	0	2	0	0	2	3	5	4	8	0	2	0	1	16
12	DANIELS, Ashley	0	0	0	0	0	1	1	2	0	0	1	0	1	0	11	
13	INMAN, Julie	0	0	0	0	0	0	1	1	1	0	1	0	1	0	10	
23	McCRAY, Ashley	0	3	0	0	0	0	2	2	4	0	0	0	0	0	3	
24	RICHARDSON, Brittney	0	2	0	1	0	0	1	1	0	0	0	0	1	0	14	
32	FORD, Charity	5	10	2	3	2	2	1	2	3	3	14	0	2	0	17	
54	WILLIAMS, Ashlea	0	0	0	0	0	0	0	0	0	0	1	0	0	0	4	
TEAM																	
Totals		22	64	5	21	14	15	16	26	42	23	63	6	21	3	9	200

TOTAL FG%	1st Half: 11-29 37.9%	2nd Half: 11-35 31.4%	Game: 34.4%	DEADB
3-PT FG%	1st Half: 3-8 37.5%	2nd Half: 2-13 15.4%	Game: 23.8%	REBOUNDS
F Throw %	1st Half: 6-7 85.7%	2nd Half: 8-8 100%	Game: 93.3%	2.2

HOME TEAM: Kentucky Wildcats 11-6, 1-1

#	Player	TOT-FG		3-PT		REBOUNDS			PF	TP	A	TOBLK	S	MIN			
		FG	FGA	FGA	FTA	FT	DE	RE									
34	Dunlap, Victoria, f	6	9	0	0	3	6	2	5	7	4	15	1	2	3	2	29
01	Roddy, Eleia, c	1	8	0	0	5	6	5	7	12	4	7	1	5	0	3	32
05	Morrow, Carly, g	3	12	3	10	4	4	0	2	2	3	13	1	2	0	3	33
24	Smith, Amber, g	1	5	1	2	6	6	0	1	1	2	9	3	5	1	0	29
25	Franklin, Amari, g	6	14	3	5	1	3	2	3	5	1	16	2	0	0	2	32
00	Ormerod, Carly	1	4	0	1	7	11	2	3	0	9	3	0	1	0	23	
15	Edelen, Brittany	1	6	1	1	0	0	2	1	3	0	3	0	1	0	14	
21	Jackson, Jenni'e	0	1	0	0	0	0	1	2	1	0	0	0	0	1	3	
32	Bett, Catina	0	0	0	0	0	0	0	0	0	1	0	0	0	0	5	
TEAM																	
Totals		19	59	8	19	26	36	15	23	38	16	72	11	15	5	11	200

TOTAL FG%	1st Half: 11-28 39.3%	2nd Half: 8-31 25.8%	Game: 32.2%	DEADB
3-PT FG%	1st Half: 3-7 42.9%	2nd Half: 5-12 41.7%	Game: 42.1%	REBOUNDS
F Throw %	1st Half: 9-14 64.3%	2nd Half: 17-22 77.3%	Game: 72.2%	7.2

Officials: Lisa Mattingly, Bev Roberts, Tina Napier

Technical Fouls: Arkansas-RICKETTS, C'eira(1); Kentucky- none

Attendance: 5570

Score by Periods

1st 2nd Total

Arkansas 31 32 63

Kentucky 34 38 72

GAME 18

Auburn at Arkansas

01/18/09 2 p.m. at Bud Walton Arena

VISITORS: Auburn University 18-0, 3-0

#	Player	TOT-FG		3-PT		REBOUNDS			PF	TP	A	TOBLK	S	MIN			
		FG	FGA	FGA	FTA	FT	DE	RE									
01	JACKSON, Trevesha, f	3	9	0	0	1	2	6	7	13	1	7	0	2	0	1	21
24	BONNER, DeWanna, f	4	9	0	0	11	12	6	8	14	1	19	0	1	2	1	38
05	SMALLEY, Alii, g	3	11	2	7	0	0	0	1	1	8	2	1	1	1	32	
12	HOBBS, Sherell, g	4	12	1	3	1	2	0	3	3	1	10	0	1	0	1	36
44	BODDIE, Whitney, g	6	14	0	0	0	0	1	3	4	2	12	10	4	0	2	38
02	JENNINGS, Morgan	1	3	0	0	2	2	0	0	0	2	4	0	1	0	0	10
22	HOBBS, Reneisha	0	0	0	0	0	0	0	1	1	1	0	0	0	0	0	7
33	CARRIER, KeKe	5	8	0	0	0	0	3	2	0	2	1	10	0	1	0	18
TEAM																	
Totals		26	66	3	10	15	21	19	24	43	10	70	12	11	4	6	200

TOTAL FG%	1st Half: 13-37 35.1%	2nd Half: 13-29 44.8%	Game: 39.4%	DEADB
3-PT FG%	1st Half: 2-7 28.6%	2nd Half: 1-3 33.3%	Game: 30.0%	REBOUNDS
F Throw %	1st Half: 6-10 60.0%	2nd Half: 9-11 81.8%	Game: 71.4%	4

HOME TEAM: Arkansas 11-7, 0-3

#	Player	TOT-FG		3-PT		REBOUNDS			PF	TP	A	TOBLK	S	MIN			
		FG	FGA	FGA	FTA	FT	DE	RE									
31	JONES, Whitney, f	4	6	0	0	1	2	2	4	3	9	1	1	4	1	32	
34	BRERETON, Ayana, f	6	8	2	2	0	0	1	3	4	1	14	0	3	1	1	32
02	ARNOLD, Shanita, g	1	4	1	4	0	0	0	2	2	1	3	2	1	0	0	26
22	RICKETTS, C'eira, g	7	14	0	2	0	2	5	8	13	2	14	12	4	1	2	38
33	HARRIS, Lyndsay, g	6	17	1	8	0	2	2	1	3	1	13	0	2	1	1	36
12	DANIELS, Ashley	0	0	0	0	0	0	0	0	0	1	0	0	0	0	4	
13	INMAN, Julie	0	5	0	3	2	2	0	2	2	1	1	0	0	0	13	
23	McCRAY, Ashley	1	1	0	0	1	2	0	0	0	1	3	0	0	0	6	
24	RICHARDSON, B.	1	5	1	3	0	0	0	2	2	3	0	1	0	0	13	
TEAM																	
Totals		26	60	5	22	4	10	13	23	36	14	61	16	13	7	5	200

TOTAL FG%	1st Half: 12-34 35.3%	2nd Half: 14-26 53.8%	Game: 43.3%	DEADB
3-PT FG%	1st Half: 2-12 16.7%	2nd Half: 3-10 30.0%	Game: 22.7%	REBOUNDS
F Throw %	1st Half: 4-6 66.7%	2nd Half: 0-4 0.0%	Game: 40.0%	3

Officials: Dee Kantner, Cameron, Inouye, Amy Bonner

Technical Fouls: Auburn University-None, Arkansas-None.

GAME 21

Arkansas at Vanderbilt
1/29/09 8 p.m. at Nashville, Tenn. (Memorial Gym)

VISITORS: Arkansas 12-9, 1-5 SEC

#	Player	TOT-FG		3-PT		REBOUNDS		FT	FTA	OF	DE	TOT	PF	TP	A	TO	BLK	MIN	
		FG	FGA	FG	FGA	FT	FTA												OF
31	JONES, Whitney, c	5	14	0	0	0	9	8	17	4	10	1	1	0	1	41			
02	ARNOLD, Shanita, g	1	4	1	4	0	0	0	1	1	0	3	0	7	0	26			
22	RICKETTS, C'eira, g	5	18	1	4	6	7	3	4	7	17	4	5	1	3	40			
33	HARRIS, Lyndsay, g	2	10	2	6	0	0	0	2	2	4	6	1	4	0	32			
34	BRETON, Ayana, g	1	8	1	4	0	0	5	3	8	3	3	1	3	0	39			
12	DANIELS, Ashley	0	0	0	0	0	0	1	1	1	0	0	0	0	0	2			
23	McCRA, Ashley	9	13	0	2	4	7	8	15	5	20	4	1	0	28				
32	FORD, Charity	1	2	0	0	0	0	3	3	1	2	1	1	0	17				
TEAM						3		1		4									
Totals		24	69	5	18	8	11	28	30	58	22	61	8	26	2	4	225		

TOTAL FG% 1st H: 12-37 32.4% 2nd H: 11-28 39.3% OT: 1-4 25.0% G: 34.8% DEADB
3-Pt. FG% 1st H: 1-9 11.1% 2nd H: 4-9 44.4% OT: 0-0 0.0% G: 27.8% REB.
F Throw % 1st H: 1-2 50.0% 2nd H: 7-9 77.8% OT: 0-0 0.0% G: 72.7% 3

HOME TEAM: Vanderbilt 16-5, 5-1 SEC

#	Player	TOT-FG		3-PT		REBOUNDS		FT	FTA	OF	DE	TOT	PF	TP	A	TO	BLK	MIN	
		FG	FGA	FG	FGA	FT	FTA												OF
15	TIJUMI, Hannah, f	3	11	0	1	2	3	2	5	1	7	2	2	0	2	24			
34	WIRTH, Christina, f	5	14	2	6	1	2	2	4	1	13	3	3	1	4	42			
02	RISPER, Jennifer, g	5	8	0	3	4	1	4	5	1	13	4	1	0	6	40			
20	MOONEY, Jessica, g	4	9	1	3	5	7	1	0	1	14	2	2	1	1	27			
23	MARSH, Meredith, g	5	7	5	6	6	7	3	1	4	2	1	3	2	0	39			
03	CHISHOLM, Chanel	0	2	0	0	0	0	1	2	0	0	0	0	0	6				
05	LUEBERS, Lauren	0	1	0	1	2	2	2	2	3	2	1	0	1	9				
12	COLEMAN, Jordan	0	1	0	0	0	0	0	0	0	0	0	0	0	2				
22	RHOADS, Jence	1	5	0	0	0	0	1	1	0	2	1	2	1	0	23			
43	MALO, Amy	0	3	0	0	0	0	1	1	0	0	0	0	1	13				
TEAM						2		4											
Totals		23	61	8	16	18	24	12	16	28	11	72	16	12	4	15	225		

TOTAL FG% 1st H: 10-30 33.3% 2nd H: 12-29 41.4% OT: 1-2 50.0% G: 37.7% DEADB
3-Pt. FG% 1st H: 4-9 44.4% 2nd H: 4-7 57.1% OT: 0-0 0.0% G: 50.0% REB.
F Throw % 1st H: 3-6 50.0% 2nd H: 4-6 66.7% OT: 11-12 91.7% G: 75.0% 2,1

Officials: Bob Trammell, Eddie Novak, Ed Sidlasky

Technical Fouls: Arkansas-None, Vanderbilt-None.

Attendance: 4112

Score by Periods

1st	2nd	OT	Total
Arkansas	26	33	61
Vanderbilt	27	32	13

Points in the paint: AR 34, VUW 26. Points off turnovers: AR 5, VUW 24.

2nd chance points: AR 22, VUW 10. Fast break points: AR 2, VUW 8.

Bench points: AR 22, VUW 4. Score tied 3-times. Lead changed 2-times.

Last FG: AR OT-03:34, VUW OT-01:56.

Largest lead: AR by 2 OT-03:34, VUW by 15 2nd-08:41.

GAME 23

Arkansas at LSU
2/05/09 8:00 pm at Baton Rouge, La. (Maravich Center)

VISITORS: Arkansas 12-11 (4-7 SEC)

#	Player	TOT-FG		3-PT		REBOUNDS		FT	FTA	OF	DE	TOT	PF	TP	A	TO	BLK	MIN	
		FG	FGA	FG	FGA	FT	FTA												OF
23	McCRA, Ashley, f	1	7	0	0	0	1	2	3	2	2	0	3	0	1	22			
31	JONES, Whitney, f	4	5	0	0	1	2	1	4	5	3	9	0	2	0	29			
02	ARNOLD, Shanita, g	1	2	0	0	0	0	2	2	1	2	0	0	0	10				
22	RICKETTS, C'eira, g	5	11	1	2	0	0	6	6	2	11	4	2	0	1	36			
34	BRETON, Ayana, g	3	11	1	3	0	0	3	3	3	7	0	2	1	1	27			
03	TOWNSEND, Jamesha	0	0	0	0	0	0	0	0	0	0	0	0	0	2				
12	DANIELS, Ashley	1	1	0	0	2	2	1	1	1	4	0	0	0	0	7			
13	INMAN, Julie	0	2	0	0	0	0	0	0	0	0	0	0	0	4				
24	RICHARDSON, Brittney	1	2	0	0	1	2	0	1	1	0	3	0	0	0	7			
32	FORD, Charity	4	8	2	4	0	0	3	3	2	10	1	0	1	31				
33	HARRIS, Lyndsay	2	8	1	4	0	0	0	1	2	5	2	0	0	25				
TEAM						8		9		2									
Totals		22	57	5	14	4	6	11	23	34	16	53	6	14	1	4	200		

TOTAL FG% 1st Half: 12-30 40.0% 2nd Half: 10-27 37.0% Game: 38.6% DEADB
3pt-FG% 1st Half: 4-8 50.0% 2nd Half: 1-6 16.7% Game: 35.7% REBOUNDS
F Throw % 1st Half: 4-6 66.7% 2nd Half: 0-0 00.0% Game: 66.7% 0

HOME TEAM: LSU 12-8 (5-3 SEC)

#	Player	TOT-FG		3-PT		REBOUNDS		FT	FTA	OF	DE	TOT	PF	TP	A	TO	BLK	MIN	
		FG	FGA	FG	FGA	FT	FTA												OF
44	MORRIS, Kristen, f	7	11	0	0	6	7	0	5	1	20	2	1	2	0	29			
55	BRETON, LaSondra, f	2	7	0	0	2	2	2	2	4	2	6	2	0	0	31			
01	GRAHAM, Katherine, g	3	4	0	0	0	0	4	4	2	6	4	2	0	0	28			
03	EASON, Latea, g	5	8	2	3	4	4	0	1	1	16	3	0	3	36				
23	HIGHTOWER, Allison, g	6	11	1	3	0	6	6	2	15	10	2	3	38					
11	KELLY, Andrea	0	3	0	2	0	0	2	2	0	2	0	1	0	11				
20	HUGHES, Destini	0	1	0	0	1	2	0	0	1	1	0	1	0	7				
22	JONES, Courtney	1	3	0	1	0	1	2	0	2	0	1	0	0	9				
24	DUNNING, Ayana	1	2	0	0	2	1	2	0	2	0	0	0	0	7				
41	TURNBOW, Taylor	0	0	0	0	0	0	1	0	0	1	0	0	0	4				
TEAM						0		3											
Totals		25	50	2	7	16	20	4	26	30	9	68	14	7	4	6	200		

TOTAL FG% 1st Half: 12-26 46.2% 2nd Half: 13-24 54.2% Game: 50.0% DEADB
3pt-FG% 1st Half: 4-8 50.0% 2nd Half: 1-6 16.7% Game: 35.7% REBOUNDS
F Throw % 1st Half: 10-11 90.9% 2nd Half: 6-9 66.7% Game: 80.0% 2

Officials: Bryan Enterline, Felicia Grinter, Kelly Johnson

Technical Fouls: Arkansas-none; LSU-none

Attendance: 3411

Score by Periods

1st	2nd	TOTAL
Arkansas	32	21
LSU	35	33

Points in the paint: AR 34, VUW 26. Points off turnovers: AR 5, VUW 24.

2nd chance points: AR 22, VUW 10. Fast break points: AR 2, VUW 8.

Bench points: AR 22, VUW 4. Score tied 3-times. Lead changed 2-times.

Last FG: AR OT-03:34, VUW OT-01:56.

Largest lead: AR by 2 OT-03:34, VUW by 15 2nd-08:41.

GAME 25

South Carolina at Arkansas
2/12/09 7 p.m. at Bud Walton Arena

VISITORS: South Carolina 9-14, 1-9

#	Player	TOT-FG		3-PT		REBOUNDS		FT	FTA	OF	DE	TOT	PF	TP	A	TO	BLK	MIN	
		FG	FGA	FG	FGA	FT	FTA												OF
24	MAY, Jewel, f	0	1	0	0	0	0	0	1	1	3	0	0	1	1	12			
04	KENNEDY, Samone, g	4	7	0	1	1	1	2	3	9	1	3	0	1	33				
11	SUTTON, Lakesha, g	7	16	0	1	1	0	0	0	0	15	3	0	0	37				
22	NEWTON, Courtney, g	1	4	1	2	0	0	2	4	6	3	3	0	1	0	22			
32	WILLIAMS, Lonnie, g	6	9	0	0	1	2	3	8	2	13	2	0	0	21				
03	FALDHUN, Taura	1	6	0	0	0	1	2	3	0	2	0	1	1	25				
10	PAGE, C.J.	2	9	1	5	5	6	2	3	5	3	10	1	1	33				
12	STEPHENS, Charenee	1	3	0	0	0	1	6	7	0	2	0	1	0	12				
21	TATE, Miranda	0	2	0	0	0	0	0	0	0	1	0	0						

2008-09 BOX SCORES

GAME 27

Arkansas at Florida

2/19/09 7 p.m. at Gainesville, Fla. (O'Connell Center)

VISITORS: Arkansas 16-11 (5-7)

#	Player	TOT-FG		3-PT		REBOUNDS					TP	A	TOBLK	S	MIN
		FG	FGA	FG	FGA	FT	FTA	OF	DE	TOT					
31	Jones, Whitney, f	3	7	0	0	2	6	0	4	3	8	0	2	0	34
02	Arnold, Shanita, g	0	2	0	0	0	0	0	0	0	0	1	0	1	14
22	Ricketts, C'eira, g	3	8	0	0	5	9	7	12	2	11	5	6	1	38
33	Harris, Lyndsay, g	4	5	2	3	4	1	2	3	13	2	2	0	3	25
34	Breton, Ayana, g	7	11	2	4	3	4	2	3	5	19	2	4	3	33
12	Daniels, Ashley	0	0	0	0	0	0	0	0	0	0	0	0	0	1
13	Inman, Julie	0	0	0	0	0	0	0	0	0	0	0	0	0	3
23	McCray, Ashley	5	6	0	0	0	2	1	3	3	10	2	0	0	13
24	Richardson, Britney	1	2	1	2	0	0	0	1	1	3	0	0	0	8
32	Ford, Charity	5	11	1	4	8	11	0	1	2	19	0	0	0	31
	TEAM														
	TOTALS	28	52	6	14	21	34	13	20	33	16	83	10	15	6 10 200

TOTAL FG%	1st Half: 14-27 51.9%	2nd Half: 14-25 56.0%	Game: 53.8%	DEADBALL
3pt-FG	1st Half: 4-8 50.0%	2nd Half: 2-6 33.3%	Game: 42.9%	REBOUNDS
FThrow	1st Half: 2-5 40.0%	2nd Half: 19-29 65.5%	Game: 61.8%	5

HOME TEAM: Florida 22-5 (8-4)

#	Player	TOT-FG		3-PT		REBOUNDS					TP	A	TOBLK	S	MIN
		FG	FGA	FG	FGA	FT	FTA	OF	DE	TOT					
24	Smith, Sharielle, f	3	5	0	1	0	7	6	13	4	6	0	0	0	30
44	Dotson, Marsha, f	9	14	0	2	3	1	2	3	3	20	1	3	0	33
03	Brooks, Sha, g	8	16	4	7	7	8	1	4	5	4	27	3	8	11 35
10	Sorensen, Steffi, g	2	13	2	12	0	0	2	5	7	1	6	3	1	0 37
20	Yenser, Susan, g	0	1	0	0	0	1	0	0	0	0	0	0	0	6
02	Thompson, Lonika	1	10	1	4	0	0	2	4	3	3	2	3	0	5 29
13	Stewart, Azania	1	1	0	0	0	0	0	0	0	2	1	0	0	0 8
15	Critton, Kim	0	0	0	0	0	0	0	0	0	3	0	0	0	0+
21	Lucas, Trumae	2	4	0	1	2	2	1	1	4	6	0	0	0	0 13
42	Henry, Aneika	2	2	0	0	2	0	0	0	0	4	1	0	0	0 9
	TEAM														
	TOTALS	28	66	7	25	11	15	19	38	22	74	11	16	1	8 200

TOTAL FG%	1st Half: 13-36 36.1%	2nd Half: 15-30 50.0%	Game: 42.4%	DEADBALL
3pt-FG	1st Half: 3-11 27.3%	2nd Half: 4-14 28.6%	Game: 28.0%	REBOUNDS
FThrow	1st Half: 3-3 100%	2nd Half: 8-12 66.7%	Game: 73.3%	3

Officials: Daryl Humphrey, Ed Sidlasky, Amy Bonner

Technical Fouls: Arkansas- none, Florida- none

Attendance: 731

Score by Periods	1st	2nd	TOTAL
Arkansas	34	49	83
Florida	32	42	74

GAME 29

Arkansas at Auburn

3/01/09 2 p.m. at Auburn, Ala. (Beard-Eaves-Mem. Clsm)

VISITORS: Arkansas 17-12, 6-8 SEC

#	Player	TOT-FG		3-PT		REBOUNDS					TP	A	TOBLK	S	MIN
		FG	FGA	FG	FGA	FT	FTA	OF	DE	TOT					
31	JONES, Whitney, f	10	16	0	0	3	5	5	10	1	23	1	1	0	23
02	ARNOLD, Shanita, g	0	2	0	0	0	0	1	1	2	1	0	3	0	0 15
22	RICKETTS, C'eira, g	1	6	0	0	0	2	1	3	0	2	0	4	0	1 27
33	HARRIS, Lyndsay, g	0	2	0	2	1	2	0	1	1	4	1	3	6	0 20
34	BRERETON, Ayana, g	3	8	1	4	0	1	1	2	3	7	3	2	0	1 24
03	TOWNSEND, Jamesha	0	0	0	0	3	4	0	1	1	3	0	0	0	6
12	DANIELS, Ashley	1	1	0	0	0	0	0	0	0	2	0	0	0	3
13	INMAN, Julie	0	2	0	2	0	0	2	2	0	1	1	0	1	20
23	McCray, Ashley	3	5	0	0	1	2	4	6	3	7	0	3	0	1 21
24	RICHARDSON, Britney	3	7	2	4	0	0	0	1	1	4	8	0	1	0 14
32	FORD, Charity	1	7	0	3	2	2	1	0	1	4	1	0	0	19
54	WILLIAMS, Ashlea	0	0	0	0	0	0	0	0	0	0	0	0	0	2
	TEAM														
	TOTALS	22	56	3	17	10	15	17	32	20	57	11	21	1	4 200

TOTAL FG%	1st Half: 13-33 39.4%	2nd Half: 9-23 39.1%	Game: 39.3%	DEADBALL
3-Pt. FG%	1st Half: 0-0 0.0%	2nd Half: 3-9 33.3%	Game: 17.6%	REBOUNDS
F Throw %	1st Half: 6-8 75.0%	2nd Half: 4-7 57.1%	Game: 66.7%	3

HOME TEAM: Auburn 27-2, 13-2 SEC

#	Player	TOT-FG		3-PT		REBOUNDS					TP	A	TOBLK	S	MIN
		FG	FGA	FG	FGA	FT	FTA	OF	DE	TOT					
01	Jackson, Trevesha, f	3	8	0	0	1	2	5	6	11	4	7	1	0	0 2 19
24	Bonner, DeWanna, f	7	11	1	1	10	11	4	3	7	0	25	2	1	2 30
05	Smalley, Allie, g	3	5	0	2	2	2	0	1	1	8	0	0	0	29
12	Hobbs, Sherell, g	6	12	0	1	6	8	2	4	1	18	1	0	0	1 28
44	Boddis, Whitney, g	5	10	0	0	0	0	0	2	2	10	8	1	0	2 30
02	Jennings, Morgan	2	4	0	0	0	0	1	1	0	4	1	1	0	10
04	Simmons, Parrisha	0	0	0	0	0	0	0	0	0	1	0	1	0	0 7
22	Hobbs, Reneisha	1	5	0	0	2	4	1	1	2	1	4	2	0	1 17
23	Hilliard, Chantel	5	8	0	0	1	2	4	0	1	11	2	0	0	1 14
33	Crier, KeKe	3	5	0	0	1	3	2	5	1	7	2	0	0	1 16
	TEAM														
	TOTALS	35	68	1	4	23	33	21	21	42	11	94	18	6	2 11 200

TOTAL FG%	1st Half: 21-40 52.5%	2nd Half: 14-28 50.0%	Game: 51.5%	DEADBALL
3-Pt. FG%	1st Half: 0-2 0.0%	2nd Half: 1-2 50.0%	Game: 25.0%	REBOUNDS
F Throw %	1st Half: 12-17 70.6%	2nd Half: 11-16 68.8%	Game: 69.7%	5

Officials: Dee Kantner, Kelly Johnson, David Kramer

Technical Fouls: Arkansas-None, Auburn-None.

Attendance: 5616

Score by Periods	1st	2nd	Total
Arkansas	32	25	57
Auburn	54	40	94

GAME 30

Ole Miss vs Arkansas

3/5/09 12 p.m. at SEC Tournament (ALLTEL Arena)

VISITORS: Ole Miss 17-13, 5-9

#	Player	TOT-FG		3-PT		REBOUNDS					TP	A	TOBLK	S	MIN
		FG	FGA	FG	FGA	FT	FTA	OF	DE	TOT					
14	ROBERTSON, Liz, f	0	4	0	0	2	0	1	2	3	1	0	0	2	0 31
35	GUFF, Shawn, c	2	5	0	0	2	2	2	3	5	4	6	0	0	1 33
01	BLACK, Shantell, g	6	9	0	0	4	5	0	1	1	0	16	1	0	2 30
20	MELSON, Kayla, g	3	9	0	0	1	1	4	5	3	6	8	2	0	0 27
45	THOMAS, Bianca, g	11	20	6	10	3	7	2	3	5	0	31	0	2	0 36
21	HOLLOWAY, Kayla	0	2	0	0	0	0	1	1	2	0	0	0	0	1 15
32	EASLEY, Alliesha	0	5	0	2	6	6	1	1	2	2	6	0	2	0 23
44	LEWIS, Katorra	0	0	0	0	0	0	1	1	2	0	0	0	0	5
	TEAM														
	TOTALS	22	54	6	14	15	21	8	18	26	14	65	9	13	1 10 200

TOTAL FG%	1st Half: 14-26 53.8%	2nd Half: 8-28 28.6%	Game: 40.7%	DEADBALL
3-Pt. FG%	1st Half: 3-7 42.9%	2nd Half: 3-7 42.9%	Game: 42.9%	REBOUNDS
F Throw %	1st Half: 2-3 66.7%	2nd Half: 13-18 72.2%	Game: 71.4%	3, 1

HOME TEAM: Arkansas 17-13, 6-8

#	Player	TOT-FG		3-PT		REBOUNDS					TP	A	TOBLK	S	MIN
		FG	FGA	FG	FGA	FT	FTA	OF	DE	TOT					
31	JONES, Whitney, f	8	10	0	0	3	6	3	7	10	4	19	1	0	3 1 33
34	BRERETON, Ayana, f	2	8	0	2	2	4	2	4	6	3	6	0	4	0 1 28
02	ARNOLD, Shanita, g	2	4	1	3	0	0	0	4	4	1	5	1	2	0 1 23
22	RICKETTS, C'eira, g	8	13	0	0	0	6	1	0	1	16	8	2	0	2 38
33	HARRIS, Lyndsay, g	4	12	3	9	1	2	1	6	7	5	12	2	4	0 0 36
23	McCray, Ashley	1	3	0	0	0	0	1	0	1	3	2	0	3	1 0 15
24	RICHARDSON, B.	0	4	0	2	0	0	1	1	2	2	0	0	0	0 9
32	FORD, Charity	0	2	0	2	0	0	0	0	0	1	0	1	3	0 0 18
	TEAM														
	TOTALS	25	56	4	18	6	12	14	26	40	20	60	13	19	4 5 200

TOTAL FG%	1st Half: 13-28 46.4%	2nd Half: 12-28 42.9%	Game: 44.6%	DEADBALL
3-Pt. FG%	1st Half: 3-9 33.3%	2nd Half: 1-9 11.1%	Game: 22.2%	REBOUNDS
F Throw %	1st Half: 2-6 33.3%	2nd Half: 4-6 66.7%	Game: 50.0%	4, 1

Officials: Bryan Enterline, Lawson Newton, Bonita Spence

Technical Fouls: Ole Miss-None, Arkansas-None.

Attendance:

Score by Periods	1st	2nd	Total
Ole Miss	33	32	65
Arkansas	31	29	60

Fouled Out: Arkansas #33 L. Harris at 0:17.1 in 2nd Half

GAME 31

Oklahoma State at Arkansas

3/23/09 7 p.m. at Bud Walton Arena

2008-09 SEC FINAL STANDINGS

2008-09 FINAL SEC STANDINGS

	SEC	Pct.	Home	Away	All	Pct.	Home	Away	Neutral	Last 5	Streak
Auburn*	12-2	.857	7-0	5-2	30-4	.882	12-0	13-3	5-1	3-2	L1
Vanderbilt^	10-4	.714	7-0	3-4	26-9	.789	15-1	6-7	5-1	4-1	L1
LSU	10-4	.714	5-2	5-2	19-11	.633	11-7	7-3	1-1	3-2	L1
Florida	9-5	.643	6-1	3-4	24-8	.750	14-1	7-6	3-1	2-3	L1
Tennessee	9-5	.643	7-0	2-5	22-11	.667	13-2	7-7	2-2	3-2	L2
Mississippi State	8-6	.571	4-3	4-3	23-10	.697	12-4	8-5	3-1	3-2	L1
Georgia	7-7	.500	5-2	2-5	18-14	.563	10-3	4-9	4-2	3-2	L2
ARKANSAS	6-8	.429	3-4	3-4	18-14	.563	12-5	4-7	2-1	2-3	L1
Ole Miss	5-9	.357	4-3	1-6	18-15	.545	12-5	3-8	3-2	2-3	L1
Kentucky	5-9	.357	3-4	2-5	16-16	.500	11-6	4-9	1-1	2-3	L1
South Carolina	2-12	.168	1-6	1-6	10-18	.357	6-9	2-8	2-1	1-4	L4
Alabama	1-13	.071	1-6	0-7	13-17	.433	10-7	2-8	1-2	1-4	L3

*SEC Champion, ^SEC Tournament Champion

SEC INDIVIDUAL STATS (ALL GAMES)

To be ranked, a player must appear in at least 75.0% of their team's games.

SCORING				
	CI	G	Pts	Avg/G
1. DeWanna Bonner-AU	Sr	34	716	21.1
2. Christina Wirth-VU	Sr	35	582	16.6
3. Sha Brooks-UF	Sr	32	525	16.4
4. Bianca Thomas-UM	Jr	33	520	15.8
5. Allison Hightower-LS	Jr	30	447	14.9
6. Alexis Rack-MS	Jr	33	491	14.9
7. Marsha Dotson-UF	Sr	32	447	14.0
8. Shawn Goff-UM	Sr	30	414	13.8
9. Shekinna Stricklen-UT	Fr	32	424	13.3
10. Victoria Dunlap-UK	So	32	411	12.8
11. Ceira Ricketts-AR	Fr	32	402	12.6
12. Angie Bjorklund-UT	So	28	344	12.3
13. Eleia Roddy-UK	Sr	31	376	12.1
14. Ashley Houts-UG	Jr	32	385	12.0
15. Sherell Hobbs-AU	Sr	34	407	12.0

29. Ayana Brereton-AR Sr 32 329 10.3

REBOUNDING				
	CI	G	Total	Avg/G
1. Angel Robinson-UG	Jr	32	298	9.3
2. Victoria Dunlap-UK	So	32	290	9.1
3. DeWanna Bonner-AU	Sr	34	289	8.5
4. Eleia Roddy-UK	Sr	31	253	8.2
5. Whitney Jones-AR	Sr	32	247	7.7
6. Tierney Jenkins-UA	So	30	222	7.4
7. Glory Johnson-UT	Fr	33	236	7.2
8. Marsha Dotson-UF	Sr	32	220	6.9
9. Shawn Goff-UM	Sr	30	198	6.6
10. Ceira Ricketts-AR	Fr	32	202	6.3
11. Sharielle Smith-UF	Jr	32	197	6.2
12. Porsha Phillips-UG	So	32	196	6.1
13. Robin Porter-MS	Sr	33	199	6.0
14. Alex Fuller-UT	So	33	196	5.9
15. Shekinna Stricklen-UT	Fr	32	190	5.9

FIELD GOAL PCT					
	CI	G	FGM	FGA	Pct.
1. Marsha Dotson-UF	Sr	32	181	300	.603
2. Hannah Tuomi-VU	So	28	143	253	.565
3. Victoria Dunlap-UK	So	32	162	336	.482
4. DeWanna Bonner-AU	Sr	34	239	496	.482
5. Allison Hightower-LS	Jr	30	184	403	.457
6. Shawn Goff-UM	Sr	30	159	354	.449
7. Christina Wirth-VU	Sr	35	212	475	.446
8. Bianca Thomas-UM	Jr	33	174	423	.411
9. Sha Brooks-UF	Sr	32	171	421	.406

ASSISTS				
	CI	G	No.	Avg/G
1. Whitney Boddie-AU	Sr	33	262	7.9
2. Shantell Black-UM	Jr	33	182	5.5
3. Ashley Houts-UG	Jr	32	151	4.7
4. Sha Brooks-UF	Sr	32	149	4.7
5. Alexis Rack-MS	Jr	33	142	4.3
6. Dedrea Magee-UA	Sr	30	124	4.1
7. Ceira Ricketts-AR	Fr	32	125	3.9
8. Jence Rhoads-VU	So	35	132	3.8
9. Armelie Lumanu-MS	Jr	33	118	3.6
10. Amber Smith-UK	So	32	114	3.6
11. Allison Hightower-LS	Jr	30	90	3.0
12. Shekinna Stricklen-UT	Fr	32	95	3.0
13. Jennifer Risper-VU	Sr	35	99	2.8
14. Kayla Melson-UM	So	32	90	2.8
15. Katherine Graham-LS	So	27	73	2.7

FREE THROW PCT					
	CI	G	FTM	FTA	Pct.
1. DeWanna Bonner-AU	Sr	34	218	258	.845
2. Alexis Rack-MS	Jr	33	95	114	.833
3. Bianca Thomas-UM	Jr	33	99	120	.825
4. Sha Brooks-UF	Sr	32	135	171	.789
5. Eleia Roddy-UK	Sr	31	118	150	.787
6. Ashley Houts-UG	Jr	32	88	113	.779
7. Shekinna Stricklen-UT	Fr	32	86	113	.761
8. Jennifer Risper-VU	Sr	35	92	123	.748
9. LaSondra Barrett-LS	Fr	30	86	119	.723
10. Sherell Hobbs-AU	Sr	34	94	131	.718
11. Tierney Jenkins-UA	So	30	83	118	.703
12. Lakeisha Sutton-SC	Fr	28	77	114	.675
13. Shawn Goff-UM	Sr	30	95	146	.651
14. Marsha Dotson-UF	Sr	32	85	132	.644
15. Glory Johnson-UT	Fr	33	117	190	.616

STEALS				
	CI	G	No.	Avg/G
1. Ceira Ricketts-AR	Fr	32	82	2.6
2. Jennifer Risper-VU	Sr	35	81	2.3
3. Shantell Black-UM	Jr	33	73	2.2
4. Ashley Houts-UG	Jr	32	70	2.2
5. Armelie Lumanu-MS	Jr	33	70	2.1
6. Whitney Boddie-AU	Sr	33	63	1.9
7. Allison Hightower-LS	Jr	30	57	1.9
8. Shekinna Stricklen-UT	Fr	32	58	1.8
9. Sherell Hobbs-AU	Sr	34	61	1.8
10. Victoria Dunlap-UK	So	32	57	1.8
11. Lonnika Thompson-UF	Jr	32	57	1.8
12. DeWanna Bonner-AU	Sr	34	58	1.7
13. Shawn Goff-UM	Sr	30	50	1.7
14. Sha Brooks-UF	Sr	32	52	1.6
15. Tierney Jenkins-UA	So	30	48	1.6

3-POINT FG PCT					
	CI	G	3FG	FGA	Pct.
1. Angie Bjorklund-UT	So	28	62	152	.408
2. Ali Smalley-AU	So	34	68	171	.398
3. Steffi Sorensen-UF	Jr	32	78	199	.392
4. Merideth Marsh-VU	Jr	35	81	207	.391
5. Christina Wirth-VU	Sr	35	80	211	.379
6. Bianca Thomas-UM	Jr	33	73	207	.353
7. Alexis Rack-MS	Jr	33	86	287	.300

3-POINT FG MADE				
	CI	G	3FG	Avg/G
1. Alexis Rack-MS	Jr	33	86	2.6
2. Steffi Sorensen-UF	Jr	32	78	2.4
3. Merideth Marsh-VU	Jr	35	81	2.3
4. Christina Wirth-VU	Sr	35	80	2.3
5. Angie Bjorklund-UT	So	28	62	2.2
6. Bianca Thomas-UM	Jr	33	73	2.2
7. Ali Smalley-AU	So	34	68	2.0
8. Ericka Russell-UA	Fr	30	57	1.9
9. Lyndsay Harris-AR	Fr	32	561	0.8
10. Angela Puleo-UG	So	31	49	1.6

BLOCKED SHOTS				
	CI	G	No.	Avg/G
1. Chanel Mokango-MS	Jr	33	97	2.9
2. Angel Robinson-UG	Jr	32	70	2.2
3. Shawn Goff-UM	Sr	30	60	2.0
4. Kelley Cain-UT	Fr	27	49	1.8
5. DeWanna Bonner-AU	Sr	34	55	1.6
6. Whitney Jones-AR	Sr	32	47	1.5
7. Aneika Henry-UF	So	32	47	1.5
8. KeKe Carrier-AU	Jr	34	41	1.2
9. Victoria Dunlap-UK	So	32	38	1.2

Porsha Phillips-UG	So	32	38	1.2
11. Allison Hightower-LS	Jr	30	35	1.2
12. Taylor Turnbow-LS	Fr	25	25	1.0
13. Azania Stewart-UF	Fr	28	27	1.0
14. Ayana Brereton-AR	Sr	32	27	0.8
15. Donnisha Tate-MS		30	25	0.8

ASSIST/TURNOVER RATIO					
	CI	G	Ast.	T/O	Ratio
1. Whitney Boddie-AU	Sr	33	262	99	2.6
2. Jence Rhoads-VU	So	35	132	53	2.5
3. Allison Hightower-LS	Jr	30	90	51	1.8
4. Shantell Black-UM	Jr	33	182	105	1.7
5. Ceira Ricketts-AR	Fr	32	125	84	1.5
6. Ashley Houts-UG	Jr	32	151	111	1.4
7. Dedrea Magee-UA	Jr	30	124	94	1.3
8. Sha Brooks-UF	Sr	32	149	114	1.3
9. Alexis Rack-MS	Jr	33	142	110	1.3
10. Armelie Lumanu-MS	Jr	33	118	107	1.1

OFFENSIVE REBOUNDS				
	CI	G	No.	Avg/G
1. Victoria Dunlap-UK	So	32	116	3.6
2. Eleia Roddy-UK	Sr	31	104	3.4
3. Whitney Jones-AR	Sr	32	103	3.2
4. Glory Johnson-UT	Fr	33	105	3.2
5. Tierney Jenkins-UA	So	30	94	3.1
6. Marsha Dotson-UF	Sr	32	97	3.0
7. DeWanna Bonner-AU	Sr	34	103	3.0
8. Angel Robinson-UG	Jr	32	95	3.0
9. Hannah Tuomi-VU	So	28	74	2.6
10. Robin Porter-MS	Sr	33	82	2.5
11. Shekinna Stricklen-UT	Fr	32	79	2.5
12. Shawn Goff-UM	Sr	30	72	2.4
Donnisha Tate-MS		30	72	2.4
14. Trevesha Jackson-AU	Sr	34	80	2.4
15. Alex Fuller-UT	So	33	77	2.3

DEFENSIVE REBOUNDS				
	CI	G	No.	Avg/G
1. Angel Robinson-UG	Jr	32	203	6.3
2. DeWanna Bonner-AU	Sr	34	186	5.5
3. Victoria Dunlap-UK	So	32	174	5.4
4. Eleia Roddy-UK	Sr	31	149	4.8
5. Whitney Jones-AR	Sr	32	144	4.5
6. Ceira Ricketts-AR	Fr	32	137	4.3
7. Tierney Jenkins-UA	So	30	128	4.3
8. Christina Wirth-VU	Sr	35	148	4.2
9. Shawn Goff-UM	Sr	30	126	4.2
10. Bianca Thomas-UM	Jr	33	132	4.0
Sharielle Smith-UF	Jr	32	128	4.0
Katherine Graham-LS	So	27	108	4.0
13. Glory Johnson-UT	Fr	33	131	4.0
14. Porsha Phillips-UG	So	32	127	4.0
15. Armelie Lumanu-MS	Jr	33	127	3.8

MINUTES PLAYED				
	CI	G	No.	Avg/G

2008-09 SEC TEAM STATS (ALL GAMES)

SCORING OFFENSE	G	W-L	Pts	Avg/G
1. Auburn	34	30-4	2602	76.5
2. Florida	32	24-8	2366	73.9
3. Vanderbilt	35	26-9	2516	71.9
4. Tennessee	33	22-11	2306	69.9
5. Mississippi St.	33	23-10	2245	68.0
6. Ole Miss	33	18-15	2212	67.0
7. ARKANSAS	32	18-14	2133	66.7
8. Georgia	32	18-14	2047	64.0
9. Alabama	30	13-17	1904	63.5
10. Kentucky	32	16-16	2024	63.2
11. LSU	30	19-11	1794	59.8
12. South Carolina	28	10-18	1622	57.9

SCORING DEFENSE	G	Pts	Avg/G
1. LSU	30	1605	53.5
2. Mississippi St.	33	1829	55.4
3. Georgia	32	1854	57.9
4. Vanderbilt	35	2061	58.9
5. Auburn	34	2079	61.1
6. Kentucky	32	1958	61.2
7. Ole Miss	33	2041	61.8
8. South Carolina	28	1753	62.6
9. Tennessee	33	2103	63.7
10. ARKANSAS	32	2055	64.2
11. Florida	32	2081	65.0
12. Alabama	30	1994	66.5

SCORING MARGIN	G	Off.	Def.	Mar.
1. Auburn	34	76.5	61.1	+15.4
2. Vanderbilt	35	71.9	58.9	+13.0
3. Mississippi St.	33	68.0	55.4	+12.6
4. Florida	32	73.9	65.0	+8.9
5. LSU	30	59.8	53.5	+6.3
6. Tennessee	33	69.9	63.7	+6.2
7. Georgia	32	64.0	57.9	+6.0
8. Ole Miss	33	67.0	61.8	+5.2
9. ARKANSAS	32	66.7	64.2	+2.4
10. Kentucky	32	63.2	61.2	+2.1
11. Alabama	30	63.5	66.5	-3.0
12. South Carolina	28	57.9	62.6	-4.7

FREE THROW PCT	G	FTM	FTA	Pct.
1. Vanderbilt	35	450	614	.733
2. Kentucky	32	459	649	.707
3. Ole Miss	33	462	658	.702
4. Florida	32	429	615	.698
5. Mississippi St.	33	373	536	.696
6. Auburn	34	533	766	.696
7. South Carolina	28	325	480	.677
8. Georgia	32	331	491	.674
9. ARKANSAS	32	373	559	.667
10. Alabama	30	327	494	.662
11. LSU	30	344	520	.662
12. Tennessee	33	469	710	.661

FIELD GOAL PERCENTAGES	G	FGM	FGA	Pct.
1. Auburn	34	979	2090	.468
2. Vanderbilt	35	926	2042	.453
3. Florida	32	858	1907	.450
4. Georgia	32	797	1847	.432
5. LSU	30	695	1655	.420
6. Tennessee	33	837	2027	.413
7. Mississippi St.	33	836	2039	.410
8. ARKANSAS	32	780	1953	.399
9. Ole Miss	33	794	2017	.394
10. South Carolina	28	593	1534	.387
11. Kentucky	32	712	1882	.378
12. Alabama	30	714	1899	.376

FIELD GOAL PCT DEFENSE	G	FGM	FGA	Pct.
1. LSU	30	581	1615	.360
2. Mississippi St.	33	642	1767	.363
3. Georgia	32	680	1864	.365
4. Ole Miss	33	759	1956	.388
5. Kentucky	32	718	1838	.391
6. ARKANSAS	32	726	1854	.392
7. Auburn	34	800	2042	.392
8. Tennessee	33	764	1946	.393
9. Alabama	30	715	1818	.393
10. Florida	32	763	1907	.400
11. Vanderbilt	35	785	1886	.406
12. South Carolina	28	666	1614	.413

3-POINT FG PCT	G	3FGM	3FGA	Pct.
1. Auburn	34	111	296	.375
2. Florida	32	221	605	.365
3. Vanderbilt	35	214	602	.355
4. Tennessee	33	163	501	.325

5. Mississippi St.	33	200	631	.317
6. Georgia	32	122	395	.309
7. ARKANSAS	32	200	658	.304
8. Ole Miss	33	162	534	.303
9. South Carolina	28	111	372	.298
10. Kentucky	32	141	477	.296
11. LSU	30	60	209	.287
12. Alabama	30	149	566	.263

3-POINT FG PCT DEFENSE	G	3FGM	3FGA	Pct.
1. Ole Miss	33	170	595	.286
2. Georgia	32	151	518	.292
3. LSU	30	124	417	.297
4. Mississippi St.	33	130	436	.298
5. Auburn	34	175	577	.303
6. Florida	32	167	538	.310
7. South Carolina	28	105	338	.311
8. Alabama	30	159	509	.312
9. Kentucky	32	144	457	.315
10. Vanderbilt	35	165	511	.323
11. ARKANSAS	32	157	482	.326
12. Tennessee	33	173	518	.334

REBOUNDING OFFENSE	G	Rebs	Avg/G
1. Tennessee	33	1435	43.5
2. Kentucky	32	1313	41.0
3. Alabama	30	1228	40.9
4. Ole Miss	33	1347	40.8
5. Mississippi St.	33	1330	40.3
6. Auburn	34	1362	40.1
7. Georgia	32	1242	38.8
8. Florida	32	1240	38.8
9. ARKANSAS	32	1237	38.7
10. LSU	30	1100	36.7
11. South Carolina	28	1016	36.3
12. Vanderbilt	35	1207	34.5

REBOUNDING DEFENSE	G	Rebs	Avg/G
1. Vanderbilt	35	1197	34.2
2. Auburn	34	1184	34.8
3. Tennessee	33	1160	35.2
4. South Carolina	28	992	35.4
5. LSU	30	1070	35.7
6. Georgia	32	1144	35.8
7. Mississippi St.	33	1185	35.9
8. Kentucky	32	1159	36.2
9. Florida	32	1165	36.4
10. ARKANSAS	32	1214	37.9
11. Ole Miss	33	1253	38.0
12. Alabama	30	1261	42.0

REBOUNDING MARGIN	G	Team	Avg.	Opp.	Avg.	Mar.
1. Tennessee	33	1435	43.5	1160	35.2	+8.3
2. Auburn	34	1362	40.1	1184	34.8	+5.2
3. Kentucky	32	1313	41.0	1159	36.2	+4.8
4. Mississippi St.	33	1330	40.3	1185	35.9	+4.4
5. Georgia	32	1242	38.8	1144	35.8	+3.1
6. Ole Miss	33	1347	40.8	1253	38.0	+2.8
7. Florida	32	1240	38.8	1165	36.4	+2.3
8. LSU	30	1100	36.7	1070	35.7	+1.0
9. South Carolina	28	1016	36.3	992	35.4	+0.9
10. ARKANSAS	32	1237	38.7	1214	37.9	+0.7
11. Vanderbilt	35	1207	34.5	1197	34.2	+0.3
12. Alabama	30	1228	40.9	1261	42.0	-1.1

BLOCKED SHOTS	G	No.	Avg/G
1. Mississippi St.	33	203	6.2
2. Auburn	34	168	4.9
3. Tennessee	33	155	4.7
4. Georgia	32	146	4.6
5. LSU	30	136	4.5
6. ARKANSAS	32	130	4.1
7. Florida	32	116	3.6
8. Kentucky	32	113	3.5
9. Alabama	30	105	3.5
10. Ole Miss	33	99	3.0
11. South Carolina	28	72	2.6
12. Vanderbilt	35	67	1.9

ASSISTS	G	No.	Avg/G
1. Vanderbilt	35	542	15.5
2. Auburn	34	524	15.4
3. Florida	32	478	14.9
4. Mississippi St.	33	472	14.3
5. Georgia	32	440	13.8
6. Ole Miss	33	452	13.7
7. Tennessee	33	445	13.5
8. Alabama	30	400	13.3
9. LSU	30	398	13.3

10. ARKANSAS	32	399	12.5
11. Kentucky	32	319	10.0
12. South Carolina	28	267	9.5

STEALS	G	No.	Avg/G
1. Vanderbilt	35	355	10.1
2. Mississippi St.	33	318	9.6
3. ARKANSAS	32	305	9.5
4. Florida	32	299	9.3
5. Auburn	34	315	9.3
6. Ole Miss	33	302	9.2
7. LSU	30	251	8.4
8. Georgia	32	258	8.1
9. Tennessee	33	249	7.5
10. South Carolina	28	202	7.2
11. Kentucky	32	222	6.9
12. Alabama	30	207	6.9

TURNOVER MARGIN	G	Team	Avg.	Opp.	Avg.	Mar.
1. Vanderbilt	35	505	14.4	704	20.1	+5.7
2. Auburn	34	477	14.0	620	18.2	+4.2
3. Mississippi St.	33	516	15.6	650	19.7	+4.1
4. LSU	30	419	14.0	498	16.6	+2.6
5. ARKANSAS	32	524	16.4	563	17.6	+1.2
6. Ole Miss	33	564	17.1	602	18.2	+1.2
7. Florida	32	568	17.8	604	18.9	+1.1
8. Alabama	30	529	17.6	534	17.8	+0.2
9. Georgia	32	546	17.1	537	16.8	-0.3
10. Tennessee	33	566	17.2	546	16.5	-0.6
11. Kentucky	32	566	17.7	541	16.9	-0.8
12. South Carolina	28	537	19.2	451	16.1	-3.1

ASSIST/TO RATIO	G	Ast.	Avg.	T/O	Avg.	Ratio
1. Auburn	34	524	15.4	477	14.0	1.1
2. Vanderbilt	35	542	15.5	505	14.4	1.1
3. LSU	30	398	13.3	419	14.0	0.9
4. Mississippi St.	33	472	14.3	516	15.6	0.9
5. Florida	32	478	14.9	568	17.8	0.8
6. Georgia	32	440	13.8	546	17.1	0.8
7. Ole Miss	33	452	13.7	564	17.1	0.8
8. Tennessee	33	445	13.5	566	17.2	0.8
9. ARKANSAS	32	399	12.5	524	16.4	0.8
10. Alabama	30	400	13.3	529	17.6	0.8
11. Kentucky	32	319	10.0	566	17.7	0.6
12. South Carolina	28	267	9.5	537	19.2	0.5

OFFENSIVE REBOUNDS	G	No.	Avg/G
1. Tennessee	33	597	18.1
2. Ole Miss	33	534	16.2
3. Alabama	30	463	15.4
4. Mississippi St.	33	507	15.4
5. Kentucky	32	490	15.3
6. Auburn	34	504	14.8
7. ARKANSAS	32	473	14.8
8. Florida	32	468	14.6
9. Georgia	32	432	13.5
10. South Carolina	28	371	13.3
11. Vanderbilt	35	445	12.7
12. LSU	30	316	10.5

DEFENSIVE REBOUNDS	G	No.	Avg/G
1. LSU	30	784	26.1
2. Kentucky	32	823	25.7
3. Alabama	30	765	25.5
4. Tennessee	33	838	25.4
5. Georgia	32	810	25.3
6. Auburn	34	858	25.2
7. Mississippi St.	33	823	24.9
8. Ole Miss	33	813	24.6
9. Florida	32	772	24.1
10. ARKANSAS	32	764	23.9
11. South Carolina	28	645	23.0
12. Vanderbilt	35	762	21.8

3-POINT FG MADE	G	No.	Avg/G
1. Florida	32	221	6.9
2. ARKANSAS	32	200	6.3
3. Vanderbilt	35	214	6.1
4. Mississippi St.	33	200	6.1
5. Alabama			

2008-09 SEC INDIVIDUAL STATS (SEC ONLY GAMES)

SCORING				
	Cl	G	Pts	Avg/G
1. DeWanna Bonner-AU	Sr	14	324	23.1
2. Sha Brooks-UF	Sr	14	276	19.7
3. Bianca Thomas-UM	Jr	14	254	18.1
4. Christina Wirth-VU	Sr	14	224	16.0
5. Alexis Rack-MS	Jr	14	216	15.4
Marshae Dotson-UF	Sr	14	216	15.4
7. Allison Hightower-LS	Jr	14	207	14.8
8. Merideth Marsh-VU	Jr	14	194	13.9
9. Varisia Raffington-UA	So	14	192	13.7
10. Lakeisha Sutton-SC	Fr	14	190	13.6
11. Victoria Dunlap-UK	So	14	183	13.1
12. Whitney Boddie-AU	Sr	14	182	13.0
13. LaSondra Barrett-LS	Fr	14	180	12.9
14. Porsha Phillips-UG	So	14	178	12.7
Sherell Hobbs-AU	Sr	14	178	12.7
16. Eleia Roddy-UK	Sr	13	164	12.6
17. Shekinna Stricklen-UT	Fr	14	176	12.6
18. Amani Franklin-UK	Jr	14	168	12.0
19. Shawn Goff-UM	Sr	14	166	11.9
20. Ceira Ricketts-AR	Fr	14	162	11.6

REBOUNDING				
	Cl	G	Total	Avg/G
1. Victoria Dunlap-UK	So	14	138	9.9
2. Angel Robinson-UG	Jr	14	132	9.4
3. DeWanna Bonner-AU	Sr	14	121	8.6
4. Whitney Jones-AR	Sr	14	115	8.2
5. Tierney Jenkins-UA	So	14	110	7.9
6. Alex Fuller-UT	So	14	106	7.6
7. Robin Porter-MS	Sr	14	105	7.5
8. Eleia Roddy-UK	Sr	13	95	7.3
9. Glory Johnson-UT	Fr	14	97	6.9
Marshae Dotson-UF	Sr	14	97	6.9
11. Shekinna Stricklen-UT	Fr	14	88	6.3
Ceira Ricketts-AR	Fr	14	88	6.3
13. Kelley Cain-UT	Fr	12	73	6.1
14. Charenee Stephens-SC	Fr	14	84	6.0
15. LaSondra Barrett-LS	Fr	14	82	5.9
C.J. Pace-SC	Sr	14	82	5.9
Porsha Phillips-UG	So	14	82	5.9

FIELD GOAL PCT					
	Cl	G	FGM	FGA	Pct.
1. Marshae Dotson-UF	Sr	14	87	139	.626
2. Whitney Boddie-AU	Sr	14	80	151	.530
3. DeWanna Bonner-AU	Sr	14	103	216	.477
4. Varisia Raffington-UA	So	14	79	168	.470
5. Victoria Dunlap-UK	So	14	71	155	.458
6. Allison Hightower-LS	Jr	14	90	201	.448
7. Christina Wirth-VU	Sr	14	82	191	.429
8. Lakeisha Sutton-SC	Fr	14	71	167	.425
9. LaSondra Barrett-LS	Fr	14	70	167	.419
10. Sha Brooks-UF	Sr	14	89	218	.408

ASSISTS				
	Cl	G	No.	Avg/G
1. Whitney Boddie-AU	Sr	14	119	8.5
2. Sha Brooks-UF	Sr	14	80	5.7
Shantell Black-UM	Jr	14	80	5.7
4. Dedrea Magee-UA	Jr	14	75	5.4
Ashley Houts-UG	Jr	14	75	5.4
6. Ceira Ricketts-AR	Fr	14	64	4.6
7. Armelie Lumanu-MS	Jr	14	56	4.0
Jence Rhoads-VU	So	14	56	4.0
9. Lakeisha Sutton-SC	Fr	14	51	3.6
10. Amber Smith-UK	So	14	49	3.5
Shekinna Stricklen-UT	Fr	14	49	3.5

FREE THROW PCT					
	Cl	G	FTM	FTA	Pct.
1. DeWanna Bonner-AU	Sr	14	110	126	.873
2. Shekinna Stricklen-UT	Fr	14	39	47	.830
3. Charity Ford-AR	Jr	12	30	37	.811
4. Bianca Thomas-UM	Jr	14	49	61	.803
5. Ashley Houts-UG	Jr	14	38	48	.792
6. Eleia Roddy-UK	Sr	13	40	51	.784
7. Porsha Phillips-UG	So	14	39	50	.780
8. Sha Brooks-UF	Sr	14	69	89	.775
9. LaSondra Barrett-LS	Fr	14	40	52	.769
10. Lakeisha Sutton-SC	Fr	14	39	53	.736
11. Tierney Jenkins-UA	So	14	43	59	.729
12. Angel Robinson-UG	Jr	14	35	49	.714

14. Jennifer Risper-VU	Sr	14	44	62	.710
15. Ceira Ricketts-AR	Fr	14	35	51	.686

STEALS				
	Cl	G	No.	Avg/G
1. Shantell Black-UM	Jr	14	33	2.4
2. Ceira Ricketts-AR	Fr	14	29	2.1
Allison Hightower-LS	Jr	14	29	2.1
Lonnika Thompson-UF	Jr	14	29	2.1
5. Sha Brooks-UF	Sr	14	28	2.0
6. Jennifer Risper-VU	Sr	14	27	1.9
7. Ashley Houts-UG	Jr	14	26	1.9
8. Armelie Lumanu-MS	Jr	14	23	1.6
9. Whitney Boddie-AU	Sr	14	21	1.5
DeWanna Bonner-AU	Sr	14	21	1.5

3-POINT FG PCT					
	Cl	G	3FG	FGA	Pct.
1. Merideth Marsh-VU	Jr	14	41	84	.488
2. Angie Bjorklund-UT	So	14	30	73	.411
3. Sha Brooks-UF	Sr	14	29	71	.408
4. Steffi Sorensen-UF	Jr	14	36	97	.371
5. Christina Wirth-VU	Sr	14	30	83	.361
6. Bianca Thomas-UM	Jr	14	37	104	.356
7. Alexis Rack-MS	Jr	14	42	140	.300

3-POINT FG MADE					
	Cl	G	3FG	Avg/G	
1. Alexis Rack-MS	Jr	14	42	3.0	
2. Merideth Marsh-VU	Jr	14	41	2.9	
3. Bianca Thomas-UM	Jr	14	37	2.6	
4. Steffi Sorensen-UF	Jr	14	36	2.6	
5. Angie Bjorklund-UT	So	14	30	2.1	
Christina Wirth-VU	Sr	14	30	2.1	
7. Sha Brooks-UF	Sr	14	29	2.1	
8. Ericka Russell-UA	Fr	14	27	1.9	
9. Alli Smalley-AU	So	14	26	1.9	
10. Carly Morrow-UK	So	14	24	1.7	
Lyndsay Harris-AR	Fr	14	24	1.7	

BLOCKED SHOTS				
	Cl	G	No.	Avg/G
1. Chanel Mokango-MS	Jr	14	43	3.1
2. Shawn Goff-UM	Sr	14	31	2.2
3. Kelley Cain-UT	Fr	12	26	2.2
4. Angel Robinson-UG	Jr	14	28	2.0
5. Aneika Henry-UF	So	14	26	1.9
6. Allison Hightower-LS	Jr	14	22	1.6
DeWanna Bonner-AU	Sr	14	22	1.6
KeKe Carrier-AU	Jr	14	22	1.6
9. Kristen Morris-LS	Sr	13	17	1.3
10. Victoria Dunlap-UK	So	14	18	1.3
11. Whitney Jones-AR	Sr	14	15	1.1
12. Porsha Phillips-UG	So	14	14	1.0
Ayana Brereton-AR	Sr	14	14	1.0
Donnisha Tate-MS	Sr	12	12	1.0
15. Azania Stewart-UF	Fr	14	13	0.9

ASSIST/TO RATIO					
	Cl	G	Ast.	T/O	Ratio
1. Whitney Boddie-AU	Sr	14	119	52	2.3
2. Jence Rhoads-VU	So	14	56	27	2.1
3. Allison Hightower-LS	Jr	14	43	22	2.0
4. Dedrea Magee-UA	Jr	14	75	43	1.7
5. Shantell Black-UM	Jr	14	80	50	1.6
6. Ashley Houts-UG	Jr	14	75	51	1.5
7. Ceira Ricketts-AR	Fr	14	64	45	1.4
8. Angie Bjorklund-UT	So	14	48	36	1.3
9. Sha Brooks-UF	Sr	14	80	61	1.3
10. Shekinna Stricklen-UT	Fr	14	49	44	1.1

OFFENSIVE REBOUNDS				
	Cl	G	No.	Avg/G
1. Victoria Dunlap-UK	So	14	55	3.9
2. DeWanna Bonner-AU	Sr	14	49	3.5
Robin Porter-MS	Sr	14	49	3.5
4. Tierney Jenkins-UA	So	14	45	3.2
5. Alex Fuller-UT	So	14	44	3.1
6. Glory Johnson-UT	Fr	14	43	3.1
7. Whitney Jones-AR	Sr	14	40	2.9
Marshae Dotson-UF	Sr	14	40	2.9
9. Hannah Tuomi-VU	So	13	37	2.8
10. Kelley Cain-UT	Fr	12	34	2.8
11. Shekinna Stricklen-UT	Fr	14	39	2.8
12. Eleia Roddy-UK	Sr	13	35	2.7
13. C.J. Pace-SC	Sr	14	37	2.6
Angel Robinson-UG	Jr	14	37	2.6
15. Trevesha Jackson-AU	Sr	14	36	2.6
Ashley McCray-AR	Jr	14	36	2.6

DEFENSIVE REBOUNDS				
	Cl	G	No.	Avg/G
1. Angel Robinson-UG	Jr	14	95	6.8
2. Victoria Dunlap-UK	So	14	83	5.9
3. Whitney Jones-AR	Sr	14	75	5.4
4. DeWanna Bonner-AU	Sr	14	72	5.1
5. Tierney Jenkins-UA	So	14	65	4.6
6. Eleia Roddy-UK	Sr	13	60	4.6
7. Ceira Ricketts-AR	Fr	14	62	4.4
Alex Fuller-UT	So	14	62	4.4
9. Christina Wirth-VU	Sr	14	60	4.3
10. Porsha Phillips-UG	So	14	59	4.2
11. Marshae Dotson-UF	Sr	14	57	4.1
Charenee Stephens-SC	Fr	14	57	4.1
Bianca Thomas-UM	Jr	14	57	4.1
14. Robin Porter-MS	Sr	14	56	4.0
Allison Hightower-LS	Jr	14	56	4.0

MINUTES PLAYED				
	Cl	G	No.	Avg/G
1. Ashley Houts-UG	Jr	14	559	39.9
2. Allison Hightower-LS	Jr	14	522	37.3
3. Whitney Boddie-AU	Sr	14	505	36.1
4. Victoria Dunlap-UK	So	14	500	35.7
5. DeWanna Bonner-AU	Sr	14	498	35.6
6. Bianca Thomas-UM	Jr	14	493	35.2
7. Merideth Marsh-VU	Jr	14	487	34.8
8. Christina Wirth-VU	Sr	14	483	34.5
9. Ceira Ricketts-AR	Fr	14	481	34.4
Sha Brooks-UF	Sr	14	481	34.4

RAZORBACK REVIEW



2008-09 SEC TEAM STATS (SEC ONLY GAMES)

SCORING OFFENSE	G	W-L	Pts	Avg/G
1. Auburn	14	12-2	1047	74.8
2. Florida	14	9-5	1030	73.6
3. Vanderbilt	14	10-4	1020	72.9
4. Tennessee	14	9-5	946	67.6
5. ARKANSAS	14	6-8	909	64.9
6. Ole Miss	14	5-9	866	61.9
7. Kentucky	14	5-9	864	61.7
8. Georgia	14	7-7	854	61.0
9. Mississippi St.	14	8-6	848	60.6
10. South Carolina	14	2-12	840	60.0
11. Alabama	14	1-13	829	59.2
12. LSU	14	10-4	822	58.7

SCORING DEFENSE	G	Pts	Avg/G
1. LSU	14	743	53.1
2. Mississippi St.	14	823	58.8
3. Kentucky	14	870	62.1
4. Tennessee	14	891	63.6
5. Auburn	14	893	63.8
6. Georgia	14	901	64.4
7. Ole Miss	14	905	64.6
8. Vanderbilt	14	924	66.0
9. South Carolina	14	942	67.3
10. Florida	14	957	68.4
11. ARKANSAS	14	990	70.7
12. Alabama	14	1036	74.0

SCORING MARGIN	G	Off.	Def.	Mar.
1. Auburn	14	74.8	63.8	+11.0
2. Vanderbilt	14	72.9	66.0	+6.9
3. LSU	14	58.7	53.1	+5.6
4. Florida	14	73.6	68.4	+5.2
5. Tennessee	14	67.6	63.6	+3.9
6. Mississippi St.	14	60.6	58.8	+1.8
7. Kentucky	14	61.7	62.1	-0.4
8. Ole Miss	14	61.9	64.6	-2.8
9. Georgia	14	61.0	64.4	-3.4
10. ARKANSAS	14	64.9	70.7	-5.8
11. South Carolina	14	60.0	67.3	-7.3
12. Alabama	14	59.2	74.0	-14.8

FREE THROW PCT	G	FTM	FTA	Pct.
1. Vanderbilt	14	192	258	.744
2. Auburn	14	214	297	.721
3. ARKANSAS	14	180	253	.711
4. Kentucky	14	199	281	.708
5. Mississippi St.	14	117	171	.684
6. Georgia	14	153	224	.683
South Carolina	14	153	224	.683
8. Ole Miss	14	176	259	.680
9. Florida	14	185	276	.670
10. Alabama	14	122	185	.659
11. LSU	14	151	229	.659
12. Tennessee	14	169	261	.648

FIELD GOAL PERCENTAGES	G	FGM	FGA	Pct.
1. Auburn	14	396	827	.479
2. Vanderbilt	14	368	806	.457
3. Florida	14	372	847	.439
4. Georgia	14	326	768	.424
5. Tennessee	14	352	842	.418
6. LSU	14	324	777	.417
7. ARKANSAS	14	325	808	.402
8. South Carolina	14	310	792	.391
9. Kentucky	14	302	779	.388
10. Mississippi St.	14	322	850	.379
11. Ole Miss	14	308	832	.370
12. Alabama	14	319	875	.365

FIELD GOAL PCT DEFENSE	G	FGM	FGA	Pct.
1. LSU	14	275	770	.357
2. Georgia	14	332	864	.384
3. Mississippi St.	14	292	753	.388
4. Kentucky	14	321	800	.401
5. Tennessee	14	331	814	.407
6. Ole Miss	14	336	825	.407
7. ARKANSAS	14	352	850	.414
8. Auburn	14	346	819	.422
9. Florida	14	349	823	.424
10. Vanderbilt	14	353	813	.434
11. South Carolina	14	354	813	.435
12. Alabama	14	383	859	.446

3-POINT FG PCT	G	3FGM	3FGA	Pct.
1. Vanderbilt	14	92	230	.400
2. Florida	14	101	271	.373
3. Auburn	14	41	118	.347
4. Tennessee	14	73	219	.333

5. Kentucky	14	61	187	.326
6. Mississippi St.	14	87	283	.307
7. ARKANSAS	14	79	262	.302
8. South Carolina	14	67	223	.300
9. Ole Miss	14	74	247	.300
10. Georgia	14	49	164	.299
11. Alabama	14	69	272	.254
12. LSU	14	23	96	.240

3-POINT FG PCT DEFENSE	G	3FGM	3FGA	Pct.
1. LSU	14	52	186	.280
2. Kentucky	14	58	200	.290
3. Ole Miss	14	67	229	.293
4. Mississippi St.	14	54	182	.297
5. Georgia	14	79	261	.303
6. Auburn	14	72	234	.308
7. Florida	14	74	238	.311
8. South Carolina	14	55	170	.324
9. ARKANSAS	14	72	214	.336
10. Vanderbilt	14	71	204	.348
11. Tennessee	14	79	226	.350
12. Alabama	14	83	228	.364

REBOUNDING OFFENSE	G	Rebs	Avg/G
1. Tennessee	14	591	42.2
2. Mississippi St.	14	540	38.6
3. Florida	14	539	38.5
4. ARKANSAS	14	536	38.3
5. Ole Miss	14	522	37.3
6. Kentucky	14	520	37.1
7. Auburn	14	515	36.8
8. LSU	14	508	36.3
9. Georgia	14	503	35.9
10. Alabama	14	499	35.6
11. South Carolina	14	485	34.6
12. Vanderbilt	14	469	33.5

REBOUNDING DEFENSE	G	Rebs	Avg/G
1. Tennessee	14	457	32.6
2. Auburn	14	459	32.8
3. ARKANSAS	14	508	36.3
Kentucky	14	508	36.3
Vanderbilt	14	509	36.4
Florida	14	510	36.4
South Carolina	14	511	36.5
LSU	14	517	36.9
Mississippi St.	14	528	37.7
Georgia	14	535	38.2
Ole Miss	14	569	40.6
Alabama	14	616	44.0

REBOUNDING MARGIN	G	Team Avg.	Opp. Avg.	Mar.		
1. Tennessee	14	591	42.2	457	32.6	+9.6
2. Auburn	14	515	36.8	459	32.8	+4.0
3. Florida	14	539	38.5	510	36.4	+2.1
4. ARKANSAS	14	536	38.3	508	36.3	+2.0
5. Mississippi St.	14	540	38.6	528	37.7	+0.9
Kentucky	14	520	37.1	508	36.3	+0.9
7. LSU	14	508	36.3	517	36.9	-0.6
8. South Carolina	14	485	34.6	511	36.5	-1.9
9. Georgia	14	503	35.9	535	38.2	-2.3
10. Vanderbilt	14	469	33.5	509	36.4	-2.9
11. Ole Miss	14	522	37.3	569	40.6	-3.4
12. Alabama	14	499	35.6	616	44.0	-8.4

BLOCKED SHOTS	G	No.	Avg/G
1. Mississippi St.	14	77	5.5
2. LSU	14	69	4.9
3. Tennessee	14	63	4.5
4. Auburn	14	62	4.4
5. Florida	14	54	3.9
6. Georgia	14	52	3.7
7. ARKANSAS	14	47	3.4
8. Ole Miss	14	42	3.0
9. Kentucky	14	37	2.6
South Carolina	14	37	2.6
11. Vanderbilt	14	30	2.1
12. Alabama	14	24	1.7

ASSISTS	G	No.	Avg/G
1. Vanderbilt	14	213	15.2
2. Tennessee	14	201	14.4
Auburn	14	201	14.4
4. LSU	14	191	13.6
Florida	14	191	13.6
6. Alabama	14	180	12.9
7. Georgia	14	178	12.7
8. Mississippi St.	14	172	12.3
9. Ole Miss	14	166	11.9

10. ARKANSAS	14	147	10.5
11. Kentucky	14	146	10.4
12. South Carolina	14	136	9.7

STEALS	G	No.	Avg/G
1. Florida	14	128	9.1
2. Ole Miss	14	121	8.6
3. Vanderbilt	14	119	8.5
4. LSU	14	107	7.6
5. Auburn	14	104	7.4
6. South Carolina	14	100	7.1
7. Mississippi St.	14	98	7.0
8. ARKANSAS	14	87	6.2
9. Kentucky	14	84	6.0
10. Alabama	14	83	5.9
11. Tennessee	14	81	5.8
12. Georgia	14	79	5.6

TURNOVER MARGIN	G	Team Avg.	Opp. Avg.	Mar.		
1. Auburn	14	183	13.1	230	16.4	+3.4
2. LSU	14	187	13.4	229	16.4	+3.0
3. Vanderbilt	14	216	15.4	255	18.2	+2.8
4. Mississippi St.	14	215	15.4	242	17.3	+1.9
5. Florida	14	237	16.9	258	18.4	+1.5
6. Ole Miss	14	232	16.6	246	17.6	+1.0
7. Kentucky	14	239	17.1	230	16.4	-0.6
8. Alabama	14	234	16.7	219	15.6	-1.1
9. Tennessee	14	238	17.0	206	14.7	-2.3
10. Georgia	14	235	16.8	201	14.4	-2.4
11. South Carolina	14	250	17.9	212	15.1	-2.7
12. ARKANSAS	14	235	16.8	173	12.4	-4.4

ASSIST/TO RATIO	G	Ast.	Avg.	T/O	Avg.	Ratio
1. Auburn	14	201	14.4	183	13.1	1.1
2. LSU	14	191	13.6	187	13.4	1.0
3. Vanderbilt	14	213	15.2	216	15.4	1.0
4. Tennessee	14	201	14.4	238	17.0	0.8
5. Florida	14	191	13.6	237	16.9	0.8
6. Mississippi St.	14	172	12.3	215	15.4	0.8
7. Alabama	14	180	12.9	234	16.7	0.8
8. Georgia	14	178	12.7	235	16.8	0.8
9. Ole Miss	14	166	11.9	232	16.6	0.7
10. ARKANSAS	14	147	10.5	235	16.8	0.6
11. Kentucky	14	146	10.4	239	17.1	0.6
12. South Carolina	14	136	9.7	250	17.9	0.5

OFFENSIVE REBOUNDS	G	No.	Avg/G
1. Tennessee	14	257	18.4
2. Florida	14	220	15.7
3. Mississippi St.	14	215	15.4
4. Ole Miss	14	206	14.7
5. ARKANSAS	14	205	14.6
6. Alabama	14	196	14.0
7. Auburn	14	192	13.7
8. South Carolina	14	188	13.4
9. Kentucky	14	182	13.0
10. Vanderbilt	14	175	12.5
11. Georgia	14	153	10.9
12. LSU	14	145	10.4

DEFENSIVE REBOUNDS	G	No.	Avg/G
1. LSU	14	363	25.9
2. Georgia	14	350	25.0
3. Kentucky	14	338	24.1
4. Tennessee	14	334	23.9
5. ARKANSAS	14	331	23.6
6. Mississippi St.	14	325	23.2
7. Auburn	14	323	23.1
8. Florida	14	319	22.8
9. Ole Miss	14	316	22.6
10. Alabama	14	303	21.6
11. South Carolina	14	297	21.2
12. Vanderbilt	14	294	21.0

3-POINT FG MADE	G	No.	Avg/G
1. Florida	14	101	7.2
2. Vanderbilt	14	92	6.6
3. Mississippi St.	14	87	6.2
4. ARKANSAS	14	79	5.6
5. Ole Miss	14	74	5.3
6. Tennessee	14	73	5.2
7. Alabama	14	69	4.9
8. South Carolina	14	67	4.8
9. Kentucky	14	61	4.4
10. Georgia	14	49	3.5
11. Auburn	14	41	2.9
12. LSU	14	23	1.6



Christy Smith



Charity Ford



Bettye Ficus

WOMEN'S BASKETBALL

INDIVIDUAL RECORDS

MOST POINTS SCORED

Career: 2,073, Bettye Fiscus (1981-85)
Season: 692, Shelly Wallace (1988-89)
Game: 44, Shelly Wallace (vs. ORU, 12/12/88)
Half: 28, Shameka Christon (vs. Vandy, 3/2/02)

HIGHEST SCORING AVERAGE

Career: 18.5, (2,073 pts/112 g) Bettye Fiscus (1981-85)
Season: 23.1, (692 pts/30 g) Shelly Wallace (1988-89)

MOST FIELD GOAL ATTEMPTS

Career: 1,641, Shameka Christon (2000-04)
Season: 500, Shameka Christon (2003-04)
Game: 27, Pat Keck (vs. N. Ark. Comm., 11/19/76)
Half: 16, Bettye Fiscus (vs. Alaska-Anch., 2/21/83)

MOST FIELD GOALS

Career: 794, Bettye Fiscus (1981-85)
Season: 267, Shelly Wallace (1988-89)
Game: 16, Shameka Christon (vs. Vandy, 3/2/02) & Shelly Wallace (vs. Oral Roberts., 12/12/88)
Half: 10, Shameka Christon (vs. LSU, 2/10/02)

BEST FIELD GOAL PERCENTAGE

(Min. 10 game/5 half)
Career: .609 (667-1,096), Delmonica DeHorney (1987-91)
Season: .632 (227-359), Delmonica DeHorney (1990-91)
Game: 1.000 (10-10), Lanell Dawson (vs. Baylor, 2/26/86)
Half: 1.000 (7-7), Delmonica DeHorney (vs. UH, 2/6/91)

MOST THREE-POINT ATTEMPTS

Career: 773, Wendi Willits (1997-2001)
Season: 234, India Lewis (2002-03)
Game: 13, by three athletes
Half: 9, K. Wilson (vs. UG-SEC, 3/4/94; vs. UT 12/29/96)

MOST THREE-POINT GOALS

Career: 316, Wendi Willits (1997-2001)
Season: 104, Wendi Willits (1998-99)
Game: 9, Wendi Willits (at Georgia, 2/21/99)
Half: 6, Wendi Willits (at Providence, 11/21/97)
Consecutive: 12, Wendi Willits (over 3 gms, 1999-2000)



Shameka Christon



Bettye Fiscus

BEST THREE-POINT GOAL PCT.

Career: .416 (112-291), Amber Nicholas (1988-92)
Season: .477 (41-86), Amber Nicholas (1990-91)
Game: (Min. 5 Att.) 1.000 (6-6), Kimberly Wilson (vs. Butler, 1/10/94)
Half: 1.000 (5-5), Christy Smith (vs. Georgia, 1/8/95)

MOST FREE THROW ATTEMPTS

Career: 622, Bettye Fiscus (1981-85)
Season: 229, Bettye Fiscus (1981-82)
Game: 20, Shelly Wallace (vs. Houston, 3/4/89)
Half: 15, Shea Henderson (vs. Alabama, 2/2/94)

MOST FREE THROWS

Career: 485, Bettye Fiscus (1981-85)
Season: 183, Bettye Fiscus (1981-82)
Game: 16, Shelly Wallace (vs. Houston, 3/4/89)
Half: 12, Christy Smith (vs. Ohio St., 11/19/95)
Consecutive Made: 25, Wendi Willits (1999-2000)

BEST FREE THROW PERCENTAGE

Career: .847 (74-206), Amber Nicholas (1988-92)
Season: .899 (134-149), Christy Smith (1994-95)
Ranked No. 1 in the nation, Division I, 1994-95
Game: (Min. 10) 1.000 (15-15), Christy Smith (vs. Ohio State, 11/19/95)
Best single game in Division I, 1995-96 season
Half: 1.000 (12-12), Christy Smith (vs. Ohio St., 11/19/95)

MOST REBOUNDS

Career: 1,013, Shelly Wallace (1985-89)
Season: 381, Shelly Wallace (1988-89)
Game, Total: 22, Shelly Wallace (vs. SMU, 2/13/88)
Game, Offensive: 12
 Yolanda Dickson (vs. Auburn, 1/22/94)
 Blair Savage (vs. Oklahoma, 12/12/89)
Game, Defensive: 16, Shelly Wallace (vs. Texas A&M, 1/17/89; vs. SMU, 2/15/89)
Half: 14, Blair Savage (vs. Oklahoma, 12/12/89)

HIGHEST REBOUND AVERAGE

Career: 10.8 (495 reb/46 games), Lauren Ervin (2006-08)
Previous: 8.5 (1,013 reb/119 games), Shelly Wallace (85-89)
Season: 12.7 (381 reb/30 games), Shelly Wallace (1988-89)

MOST ASSISTS

Career: 717, Amy Wright (1998-2002)
Season: 205, Amy Wright (2001-02)
Game: 18, Donna Wilson (vs. Houston, 3/2/88)

HIGHEST ASSIST AVERAGE

Career: 5.7 (332 asst/58 g), Donna Wilson (1987-89)
Season: 6.2 (186 asst/30 g), Donna Wilson (88-89)

MOST STEALS

Career: 293, Tracy Webb (1983-87)
Season: 95, Tracy Webb (1986-87)
Game: 12, Amanda Holley (vs. TCU, 1/11/83)

MOST BLOCKED SHOTS

Career: 235, Delmonica DeHorney (1987-91)
Season: 83, Delmonica DeHorney (1989-90)
Game: 9, Robyn Irwin (vs. SW Mo. St., 12/19/88)

MOST TURNOVERS

Career: 447, Amy Wright (1998-2002)
Season: 135, Tracy Webb (1986-87)
Game: 21, Debbie Roe (vs. SW Mo. St., 1/29/77)

MOST PERSONAL FOULS

Career: 323, Tracy Webb (1983-87)
Season: 106, Connie Fitzgerald (1979-80)
Game: 5, by 356 players through the 2004-05 season

MOST GAMES PLAYED

Career: 131, Amy Wright (1998-2002) & Wendi Willits (1997-2001)
Season: 36, four players (1981-82)

MOST CONSECUTIVE GAMES

Career: 131, Amy Wright (1998-2002)
Season: 36, four players (1981-82)

CONSECUTIVE GAMES STARTED

87, Amber Nicholas (1988-92)



Christy Smith

INDIVIDUAL RECORDS, SEC GAMES

REGULAR-SEASON GAMES ONLY

(Season Min.: 70 FGA, 40 FTA, 75% games played)

MOST POINTS SCORED

Career: 905, Shameka Christon, 2001-04
Season: 304, Shameka Christon, 2004
Game: 37, Dominique Washington (at UM, 2/26/05)
Half: 27, Shameka Christon (at UM, 2/29/04)

HIGHEST SCORING AVERAGE

Career: 16.5, Shameka Christon, 2001-04
Season: 21.7, Shameka Christon, 2004

MOST FIELD GOAL ATTEMPTS

Career: 764, Shameka Christon, 2001-04
Season: 241, Shameka Christon, 2004
Game: 24, S. Christon (at USC, 1/18/04; at LSU, 2/12/04)
Half: 16, Kimberly Wilson (vs. Florida, 2/2/97)

MOST FIELD GOALS

Career: 327, Shameka Christon, 2001-04
Season: 105, Shameka Christon, 2004
Game: 13, Shameka Christon (three times in 03-04)
Half: 10, S. Christon (at UM, 2/29/04; vs. LSU, 2/10/02)

BEST FIELD GOAL PERCENTAGE

Career: .588 (87-148), Karen Jones, 1995-98
Season: .614 (54-88), Lonniya Bragg, 2000
Game: 1.000 (9-9), Lauren Ervin (at Auburn, 1/14/07)
10 or More: .769 (10-13), Shameka Christon (vs. LSU, 3/6/03)
Half: .833 (10-12), Shameka Christon (vs. LSU, 2/10/02)

MOST FREE THROW ATTEMPTS

Career: 234, Christy Smith, 1995-98
Season: 82, Shameka Christon, 2004
Game: 17, Shea Henderson (vs. Alabama, 2/2/94)
Half: 15, Shea Henderson (vs. Alabama, 2/2/94)

MOST FREE THROWS

Career: 195, Christy Smith, 1995-98
Season: 67, Christy Smith, 1995
Game: 12, Shameka Christon (at Florida, 2/22/04);
 Kristin Peoples (at Florida, 2/22/04)
Half: 10, Stephanie Bloomer (vs. LSU, 2/8/94)

BEST FREE THROW PERCENTAGE

Career: .833 (195-234), Christy Smith, 1995-98
Season: .870 (67-77), Christy Smith, 1995
Game: 1.000 (10-10), Stephanie Bloomer (vs. LSU, 2/8/94)
Half: 1.000 (10-10), S. Bloomer (vs. LSU, 2/8/94)

MOST THREE-POINT ATTEMPTS

Career: 342, Wendi Willits, 1998-2001
Season: 134, India Lewis, 2002
Game: 13, Wendi Willits (at Georgia, 2/21/99)
Half: 9, Kimberly Wilson (vs. Tenn., 12/29/96)

MOST THREE-POINT GOALS

Career: 137, Wendi Willits, 1998-2001
Season: 49, Wendi Willits, 1999
Game: 9, Wendi Willits (at Georgia, 2/21/99)
Half: 5, Dominique Washington (at Auburn, 1/14/07);
 5, Wendi Willits (at Georgia, 2/21/99);
 Christy Smith (vs. Georgia, 1/8/95);
 Shameka Christon (vs. Tennessee, 2/7/02)

BEST THREE-POINT PERCENTAGE

Career: .401 (137-342), Wendi Willits, 1998-2001
Season: .500 (36-72), Kimberly Wilson, 1996
Game: .692 (9-13), Wendi Willits (at Ga., 2/21/99)
Half: 1.000 (5-5), Christy Smith (vs. Ga., 1/8/95)

MOST REBOUNDS

Career: 306, Karyn Karlin, 1997-2000
Career, Offensive: 120, Karyn Karlin, 1997-2000
Career, Defensive: 199, Shameka Christon, 2001-04
Season: 137, Lauren Ervin, 2007
Season, Offensive: 56, Lauren Ervin, 2007
Season, Defensive: 81, Lauren Ervin, 2007
Game: 20, Lauren Ervin (at Florida, 1/21/07)
Game, Offensive: 9, Whitney Jones (VU, 1/29/09)
Game, Defensive: 13, Lauren Ervin (at Florida, 1/21/07)
Half: 11, Lauren Ervin (at Florida, 1/21/07) and
 Whitney Jones (VU, 1/29/09)

HIGHEST REBOUND AVERAGE

Career: 6.7, Stephanie Bloomer, 1992-95
Season: 9.8, Lauren Ervin, 2007

MOST ASSISTS

Career: 286, Amy Wright, 1999-2002
Season: 83, Rochelle Vaughn, 2004
Game: 12, Rochelle Vaughn (vs. Georgia, 2/8/04);
 Amy Wright (vs. LSU, 2/11/99); C'eira Ricketts (AU, 1/18/09)

MOST STEALS

Career: 91, Christy Smith, 1995-98
Season: 31, Christy Smith, 1995
Game: 8, Britney Vaughn (vs. Alabama, 1/18/07)

MOST TURNOVERS

Career: 204, Amy Wright, 1999-2002
Season: 60, Britney Vaughn, 2007
Game: 15, Shea Henderson (vs. Kentucky, 2/5/94)

MOST BLOCKED SHOTS

Career: 79, Shameka Christon, 2001-04
Season: 28, Lauren Ervin, 2007
Game: 6, Lauren Ervin (vs. Ole Miss, 2/4/07)

GAMES PLAYED

Career: 56, Amy Wright, 1999-2002; Dana Cherry, 200-03;
 and Rochelle Vaughn, 2003-06
Career Games Started: 52, Amy Wright, 1999-2002; and
 Shameka Christon, 2001-04
Consecutive Games Started: 43, Christy Smith, 1995-1998
(Only player to date who started every game played against SEC opponents)

MINUTES PLAYED

Career: 1,738, Shameka Christon, 2001-04
Consecutive Minutes Played vs. SEC Opponents:
Career: 575, Christy Smith, 1994-1996
Single Season: 445, Christy Smith, 1996
Most Minutes, Season: 535, Christy Smith, 1998
Avg. Minutes Per Game: 40.5, Christy Smith, 1995

THE FACE BEHIND THE RECORD Career Points and Season Points in SEC Games Only

Shameka Christon

The pride of Hot Springs, Ark., Shameka Christon was named to the SEC Freshman Team her rookie season at Arkansas. At the start of her career, it looked like the most improbable of honors as the 6-1 forward averaged less than 10 points per game during non-conference play. Once SEC games began, Christon elevated her game to average 13.5 ppg in her 13 league games. Breaking the school mark for points in a SEC season as a sophomore with 224, Christon repeated with a respectable 201 points as a junior. A change of coaching staffs led to a dramatic change in scoring for Christon. Her senior year, Christon shattered her own record with 304 points in 14 games played, finishing her career with 905 points in SEC regular season games. Adding in her 177 points from SEC Tournament games, Christon scored almost 1,100 of her career 1,951 points against SEC opponents. For her SEC-leading scoring average of 21.8 ppg, Christon was voted the SEC Player of the Year in 2004, Associated Press Third-Team All-America and Kodak All-America honorable mention.



ARKANSAS TEAM GAME RECORDS

MOST POINTS SCORED

Game: 115, vs. Oral Roberts (2/19/87)
First Half: 65, vs. Tennessee State (11/27/88)
Second Half: 67, vs. University of Detroit (12/1/89)

FEWEST POINTS SCORED

Game: 28, vs. Louisiana Tech (11/30/78)
Half: 11, vs. Louisiana Tech (11/30/78)

LARGEST MARGIN OF VICTORY

79 (108-29), vs. Bartlesville Wesleyan (2/18/77)

MOST POINTS ALLOWED

Game: 114, vs. Stanford (3/24/90)
Half: 63, vs. Texas (1/9/89)

FEWEST POINTS ALLOWED

Game: 19, vs. Bartlesville Wesleyan (12/4/76)
Half: 8, vs. Montana State (1/5/03)

POINTS SCORED, BOTH TEAMS

High: 201 (87-114), vs. Stanford (3/24/90)
Low: 82 (49-33), vs. Coppin State (12/29/05)

LARGEST MARGIN OF DEFEAT

54 (28-82), vs. Louisiana Tech (11/30/78)

MOST DOUBLE-DIGIT SCORERS

7, vs. TCU (109-59; Burkes, 10; Dawson, 23; Wynn, 17; Webb, 11; Williams, 11; Valley, 14; Wallace, 19) (2/4/86)

FEWEST DOUBLE-DIGIT SCORERS

0, six times. Most Recent: at LSU (2/19/06)

ALL STARTERS IN DOUBLE DIGITS

11 times. Most Recent: vs. Alabama (1/11/98)

MOST FIELD GOALS

Game: 51, vs. University of Detroit (12/1/89)
Half: 30, vs. University of Detroit (12/1/89)

MOST FIELD GOAL ATTEMPTS

Game: 97, vs. Cottey College (2/2/78)
Half: 57, vs. University of Detroit (12/1/89)

FEWEST FIELD GOALS

Game: 8, vs. Louisiana Tech (11/30/78)
Half: 3, vs. Louisiana Tech (11/30/78)

FEWEST FIELD GOAL ATTEMPTS

Game: 41, at Auburn (1/22/95)
Half: 21, vs. Texas (1/29/81)

BEST FIELD GOAL PERCENTAGE

Game: .667 (32-48), vs. UTSA (12/3/88)
Half: .900 (18-20), vs. UTSA (12/3/88)

WORST FIELD GOAL PERCENTAGE

Game: .195 (8-41), vs. Louisiana Tech (11/30/78)
Half: .115 (3-26), vs. Wichita State (1/8/81)

BEST DEFENSIVE PERCENTAGE

Game: .185 (12-65), by Texas-Arlington (12/22/92)
Half: .083 (2-24), by Montana State (1/5/03)

MOST THREE-POINT GOALS

Game: 15, vs. Providence (11/16/98)
Half: 8, at Vandy (1/21/01); vs. Providence (11/16/98)

FEWEST THREE-POINT GOALS

Game: 0, at Rice (1/2/91); Kentucky (1/23/98); at Vandy (2/17/05)
Half: 0, several times (Most recent: at Vanderbilt, 2/17/05)

MOST THREE-POINT ATTEMPTS

Game: 32, at UMKC (1/25/05)
Half: 20, at UMKC (1/25/05)

FEWEST THREE-POINT ATTEMPTS

Game: 0, several times (Most rec.: at UNO, 1/22/90)
Half: 0, several times (Most recent: UF, 2/8/01)

BEST THREE-POINT GOAL PCT.

Game: .875 (7-8), vs. Vanderbilt (1/23/2000)
10 Att.: .714 (10-14), vs. Lipscomb (11/11/2007)
Half: 1.000 (5-5), vs. Vanderbilt (1/23/2000)

WORST THREE-POINT GOAL PCT.

Game: .000, several. (Most rec. (0-18), VU (2/17/05)
Half: .000 several. (Most rec.: Vanderbilt, 2/17/05)

MOST FREE THROWS

Game: 38, at Florida (2/22/04)
Half: 26, vs. Grambling (12/17/81)

FEWEST FREE THROWS

Game: 1, at Vanderbilt (2/9/06)
Half: 0, six times.

MOST FREE THROW ATTEMPTS

Game: 54, at Florida (2/22/04)
Half: 33, vs. Ala. (2/2/94) & vs. Grambling (12/17/81)

FEWEST FREE THROW ATTEMPTS

Game: 2, Texas Tech (1/19/83)
Half: 0, nine times (Most rec: at Ole Miss, 2/26/06)

BEST FREE THROW PERCENTAGE

Game: 1.000 (10-10), vs. Florida (1/26/06)
(Notable previous: .950 (21-22), vs. McNeese, 2/14/87)
Half: 1.000 (19-19), vs. Southern-BR (1/23/82)

WORST FREE THROW PERCENTAGE

Game: .143 (1-6), at Vanderbilt (2/9/06)
Half: .000 (0-2), at Vanderbilt (2/9/06)

MOST REBOUNDS

Game: 74, vs. Mississippi Valley (11/24/89)
Half: 36, vs. Mississippi Valley (11/24/89)
Offensive, Game: 37, vs. Miss. Valley (11/24/89)

MOST DOUBLE-DIGIT REBOUNDERS

3, vs. Baylor (Wallace 13, Irwin 11, DeHorney 11) (2/20/88)

MOST ASSISTS

34, vs. University of Detroit (12/1/89)

MOST STEALS

29, vs. Western Kentucky (11/28/04)

MOST TURNOVERS

45, Alabama State (11/19/04; vs. North Ark. Comm. Col. (11/19/76)

FEWEST TURNOVERS

4, vs. Wichita State (2/20/82)

MOST OPPONENT TURNOVERS

43, vs. Murray State (12/5/90)

MOST BLOCKED SHOTS

12, vs. Northeast Louisiana (12/5/82)

MOST PERSONAL FOULS

34, at South Carolina (1/30/93)

MOST PLAYERS FOULED OUT

4, vs. Northeast Oklahoma (2/19/79); vs. Texas Southern (3/19/82); vs. Texas Tech (3/5/84)



THE FACE BEHIND THE RECORD

Career Assists & Cons. Games Played -- Amy Wright

Recruited from Williamsburg, Ind., to become the next great point guard in Arkansas history, Amy Wright did not disappoint. A starter at the point from her first day at Arkansas, she broke the freshman assist record of her immediate predecessor, Christy Smith, and never looked back. Assists became her passion, and Wright rewrote the Arkansas record books in her four seasons, removing both her coach and Hall of Honor member Amber Nicholas Shirey and Smith from almost all the major records. Her 172 assists as a freshman led Arkansas to the WNIT Championship and was the closest anyone had come to Donna Wilson's 1988 season record. Her junior season, Wright crushed Wilson's mark with 198 to take Arkansas to the second round of the NCAA tournament. By the end of her career, the only assist records Wright was breaking were her own, including 205 her senior season. Closing her career with 717, she has almost 200 more assists than the former career leader Nicholas Shirey. Wright had more double-digit assist games than any other player, and became the first player in recorded Razorback history to get the hard double of 10 assists and 10 rebounds (versus Miss. State as a junior). In her four seasons, she never missed a game, playing 131 consecutive to break Sytia Messer's mark of 128. Of all her statistics, the one no other point guard can touch is leading her team to four consecutive post-season berths. After closing her playing career with WNBA draft camp, Wright spent one season with Arkansas in marketing before becoming an assistant coach for the 2003-04 season at South Florida.

ARKANSAS SEC GAME RECORDS

POINTS SCORED

Game, High: 102, vs. Alabama (1/11/98)
Game, Low: 34, vs. Vanderbilt (1/28/07)
Half, High: 56, vs. Auburn (2/9/97)
Half, Low: 14, vs. VU (1/28/07), at USC (1/30/93); at LSU (2/19/06)

OPPONENT POINTS SCORED

Game, High: 105, by Tennessee (2/29/92)
Game, Low: 42, by Miss. State (1/27/08)
 (Previous: 43, by Kentucky (1/23/93))
Half, High: 60, by Tennessee (2/29/92)
Half, Low: 13, by Kentucky (1/14/01)

MARGIN OF VICTORY

Best: +39, vs. Florida (1/16/03)
Worst: -46, at Tennessee (2/29/92); at LSU (1/20/05)

FIELD GOAL ATTEMPTS

Game, High: 79, at Georgia (1/21/98)
Game, Low: 41, at Auburn (1/22/95)
Half, High: 45, vs. Florida (2/4/99)
Half, Low: 18, at S. Carolina (1/30/93)

FIELD GOALS

Game, High: 35, vs. Miss. State (2/26/95)
Game, Low: 10, vs. Vanderbilt (1/28/07)
Half, High: 20, at S. Carolina (1/24/99)
Half, Low: 4, at Auburn (1/26/03); vs. Vandy (1/28/07)

BEST FIELD GOAL PERCENTAGE

Game: .604 (32-53), vs. LSU (2/11/99)
Half: .692 (18-26), vs. LSU (2/11/99)
Opponent Game: .725 (29-40), at Vandy (1/23/03)
Opponent Half: .783 (18-23), at Vandy (1/23/03)

WORST FIELD GOAL PERCENTAGE

Game: .217 (10-46), vs. Vanderbilt (1/28/07)
Half: .135 (5-37), at Florida (2/22/04)
Opponent Game: .238 (15-63), vs. MSU (2/13/93)
Opponent Half: .147 (4-34), at Miss. St. (2/26/94)

THREE-POINT ATTEMPTS

Game, High: 32, vs. Auburn (1/25/04)
Game, Low: 5, vs. Kentucky (1/23/93)
Half, High: 17, vs. Auburn (1/25/04)
Half, Low: 1, vs. S. Carolina (1/30/93)

THREE-POINT GOALS

Game, High: 13, vs. Alabama (1/11/98); vs. Auburn (1/12/06)
Game, Low: 0, vs. Kentucky (1/23/93)
Half, High: 8, at Vanderbilt (1/21/01)
Half, Low: 0, 13 times (Most recent: @LSU, 2/19/06)

THREE-POINT PERCENTAGE

Game, High: .875 (7-8), Vanderbilt (1/23/00)
Game, Low: .000 (0-10), Florida (1/16/93)
Half, High: 1.000 (5-5), Vanderbilt (1/23/00)
Half, Low: .000 (0-12), Florida (2/8/01)

FREE THROW ATTEMPTS

Game, High: 54, at Florida (2/22/04)
Game, Low: 4, at Miss State (2/1/04)
Half, High: 33, vs. Alabama (2/2/94)
Half, Low: 0, four times (Most rec: at Ole Miss, 2/26/06)

FREE THROWS

Game, High: 38, at Florida (2/22/04)
Game, Low: 1, at Vanderbilt (2/9/06)
Half, High: 22, at Florida (2/22/04)
Half, Low: 0, five times (Most rec: at Ole Miss, 2/26/06)

BEST FREE THROW PERCENTAGE

Game: 1.000 (10-10), vs. Florida (1/26/06)
Half: .933 (14-15), vs. LSU (2/8/94)

WORST FREE THROW PERCENTAGE

Game: .143 (1-6), at Vanderbilt (2/9/06)
Half: .000 (0-2), at Vanderbilt (2/9/06)

MOST REBOUNDS

Game: 58, at Vanderbilt (1/29/09)
Game, Offensive: 28, at Vanderbilt (1/29/09)
Game, Defensive: 33, vs. Florida (1/20/93)
Half: 31, at Alabama (2/20/93)

FEWEST REBOUNDS

Game: 19, at Florida (2/5/98)
Offensive: 3, at Florida (2/4/96)
Defensive: 8, at Auburn (1/26/03)

ASSISTS

Game, High: 25, vs. Miss. State (2/26/95)
Game, Low: 3, at S. Carolina (1/30/93)*

STEALS

Game, High: 17, at Florida (2/22/04)
Game, Low: 1, vs. LSU (2/28/08); vs. S. Carolina (1/24/99)

TURNOVERS

Game, High: 34, at Tennessee (2/29/92)
Game, Low: 8, vs. Auburn (2/10/08); at Vanderbilt (2/9/06)

PERSONAL FOULS

Game, High: 34, at S. Carolina (1/30/93)

BLOCKED SHOTS

Game: 11, vs. USC (2/8/07) & vs. Ole Miss (2/4/07)

* -- Disputed 2002 box score at LSU, scored only one assist

SEC SEASON RECORDS

(REGULAR SEASON ONLY)

SCORING

Points Scored: 1,032 (1998)
Low: 815 (2008) [668, 1993]
Most Points Allowed: 1,057 (1998)
Low: 932 (2001) [790, 1995]
Highest Scoring Average: 73.7 (1998)
Lowest Scoring Average: 58.2 (2008)
Best Defensive Average: 64.6 (2006)
Worst Defensive Average: 75.8 (1999)
Best Scoring Margin: -0.4 (2001)
Worst Scoring Margin: -13.2 (2005)

FIELD GOALS

Field Goals: 354 (1998)
Low: 315 (2008) [237, 1993]
Field Goal Attempts: 902 (2002)
Low: 782 (2000) [603, 1995]
Best Field Goal Percentage: .426 (2000) [.456, 1995]
Worst Field Goal Percentage: .355 (2005)
Best Defensive Field Goal Pct.: .423 (1999) [.402, 1993]
Worst Defensive Field Goal Pct.: .466 (2006)

FREE THROWS

Free Throws: 204 (1995) [14g, 201, 1999]
Low: 98 (2006)
Free Throw Attempts: 301 (2004)
Low: 151 (2006)
Free Throw Pct.: .779 (1995) [14g, .722, 2003]
Low: .617 (2005)

THREE-POINT GOALS

Three-Pointers: 113 (2006)
Low: 49 (2003) [24, 1993]
Three-Point Attempts: 323 (2006)
Low: 166 (2003) [95, 1993]
Three-Point Pct.: .395 (2000)
Low: .260 (2005) [.253, 1993]
Best Defensive Three-Point Pct.: .276 (2006) [.243, 1993]
Worst Defensive Three-Point Pct.: .379 (2008)

REBOUNDS

Rebounds: 577 (1999)
Low: 455 (2008) [376, 1995]
Rebound Average: 40.4 (1993) [14g, 36.9, 1999]
Low: 32.6 (2000)
Best Rebound Margin: -1.9 (1993) [14g, -2.8, 1999]
Worst Rebound Margin: -10.3 (2005)

ASSISTS, STEALS, BLK. SHOTS

Assists: 211 (2006)
Low: 161 (2008) [109, 1993]
Steals: 148 (2005)
Low: 84 (1999) [77, 1996]
Blocked Shots: 71 (2007)
Low: 27 (2001) [18, 1996]

TURNOVERS

Turnovers: 278 (1999)
Low: 218 (2008) [193, 1995]
Opponent Turnovers: 307 (1998)
Low: 197 (2008) [175, 1996]

FOULS

Personal Fouls: 295 (205)
Low: 197 (2008) [193, 1995]
Opponent Fouls: 310 (1998)
Low: 177 (2008)
Players Fouled Out: 12 (1993) [14g, 8, 1999]
Low: 0 (1998)
Opponent Players Fouled Out: 13 (1998)
Low: 1 (2008)

GAMES & STREAKS

Best Winning Percentage: .500 (7-7) 1998, 2002, 2003
 [Less than 14 game season: .636 (7-4) 1995]
Worst Winning Percentage: .143 (2-12) 2008
Most Games Won: 7 (1995, 1998, 2002, 2003)
Fewest Games Won: 2 (2008)
Most Games Lost: 12 (2008)
Fewest Games Lost: 4 (1995)
 [14 game season: 7, 1998, 2002, 2003]
Best Start: 3-0 (2003, 2005)
Best Starts to Second Loss: 5-1 (2005)
Worst Start: 0-4 (2000)
Most Consecutive Games Won: 5 (2009)
Most Consecutive Games Lost: 11 (2007 [9] & 2008 [2])

(Before 1998, the SEC regular season was less than 14 games. Absolute marks from 11 and 12 game years and 14 game years where a pre-1998 season holds the mark are noted in brackets.)



Lonniya Bragg

(SEC regular-season games only)

RAZORBACK RECORDS

SEC TOURNAMENT RECORDS

INDIVIDUAL

Points: 40, Shameka Christon (vs. Vandy, 3/2/02)
Points by Opponent: 44, LaToya Thomas, MSU (3/1/01)
Field Goals: 16, Shameka Christon (vs. Vandy, 3/2/02)
Field Goal Att.: 23, Shameka Christon
 (vs. LSU, 3/7/03 & vs. Vandy, 3/2/02)
Field Goal Pct.: .696, (16-23) Shameka Christon (vs. Vandy, 3/2/02)
Three-Point Goals: 4, Shameka Christon (vs. UF, 3/2/01);
 Wendi Willits (vs. UF, 3/2/01)
Three-Point Att.: 13, Kimberly Wilson (vs. Georgia, 3/4/94)
Three-Point Pct.: .667 (4-6), Shameka Christon (vs UF, 3/2/01)
Free Throws: 10, Christy Smith (vs. Alabama, 3/4/95)
Free Throw Att.: 10, Dana Cherry (vs. Alabama, 3/6/03);
 Christy Smith (vs. Alabama, 3/4/95)
Free Throw Pct.: 1.000 (10-10), Christy Smith (vs. Bama, 3/4/95)
Rebounds: 12, Kristin Moore (vs. MSU, 3/4/04); Celia
 Anderson (MSU, 3/1/01); Karen Jones (UK, 2/28/97)
Rebounds by Opponent: 19, Jennifer Humphrey, Kentucky (3/1/07)
Assists: 12, Amy Wright (vs. Miss. State, 3/1/01)
Blocked Shots: 4, Lauren Ervin (vs. Kentucky, 3/1/07)
Turnovers: 7, Brittney Vaughn (vs. Kentucky, 3/1/07)
Steals: 6, Shea Henderson (vs. Georgia, 3/4/94)
Minutes Played: 40, Christy Smith (vs. USC, 3/3/95
 and vs. Bama, 3/4/95); Dominique Washington (vs Kentucky, 3/1/07)

SEC TOURNAMENT SEEDING

2009	8th	2000	10th
2008	11th	1999	11th
2007	10th	1998	7th
2006	9th	1997	7th
2005	11th	1996	10th
2004	9th	1995	5th
2003	7th	1994	9th
2002	7th	1993	10th
2001	7th	1992	11th

SEC TOURNAMENT RESULTS

2009	First Round (l. Ole Miss, 65-60)
2008	First Round (l. Auburn, 73-51)
2007	First Round (l. Kentucky, 72-57)
2006	First Round (l. Ole Miss, 94-64)
2005	Second Round (d. Miss State, 80-73; l. #20 Vanderbilt, 79-60)
2004	First Round (l. Miss State, 79-73)
2003	Second Round (d. Alabama, 53-48; l. #6 LSU 78-72)
2002	Semifinalist (d. Ole Miss, 78-60; d. #12 USC, 79-61; l. #6 Vanderbilt, 81-78)
2001	Semifinalist (d. Miss State, 94-76; d. #10 Florida, 78-69; l. #6 Georgia, 63-44)
2000	First round (l. Florida, 96-86)
1999	First round (l. Miss State, 79-70)
1998	Second round (d. Auburn, 59-43; l. #10 Florida, 63-49)
1997	Second round (d. Kentucky, 71-60; l. #7 Alabama, 85-63)
1996	First round (l. Ole Miss, 76-73)
1995	Second round (d. USC, 80-70; l. #16 Alabama, 86-72)
1994	First round (l. Georgia, 84-62)
1993	First round (l. Georgia, 84-73)
1992	First round (l. Kentucky, 79-63)

Arkansas' most common SEC tournament opponent is Miss State with four games (2-2) followed by three each for Alabama (1-2), Florida (1-2), Kentucky (1-2), Ole Miss (1-3) and Georgia (0-3). Arkansas is even with Auburn (1-1), but has never lost to South Carolina (2-0), UA has never beaten Georgia, Vanderbilt (0-2) or LSU (0-1). The only team Arkansas has never played at the SEC Tournament? Tennessee.



Shameka Christon broke four Arkansas records for SEC tournament games in the semifinals of the 2002 event in Nashville. Her 67 points over three games led to her selection to the five-player all-tournament team, the first for Arkansas since joining the league in 1992. During her four years, she scored 177 points in SEC tournament games.

SWC CLASSIC SEEDING

1991	1st	1986	3rd
1990	2nd	1985	4th
1989	2nd	1984	4th
1988	4th	1983	2nd
1987	2nd	1982	n/a

SWC CLASSIC RESULTS

1991	Champion (d. Baylor, 90-74; d. Houston, 83-77; d. Texas Tech, 60-51)
1990	First Round (l. Texas Tech, 69-60)
1989	Finalist (d. Texas Tech, 79-72; l. #6 UT, 101-99)
1988	First Round (l. TAMU, 59-58)
1987	Finalist (d. Houston, 96-82; l. #1 UT, 72-70)
1986	Semifinalist (d. SMU, 82-75; l. Texas Tech, 58-48)
1985	Semifinalist (d. Baylor, 78-69; l. #1 UT, 104-62)
1984	Semifinalist (d. TAMU, 75-66; l. Texas Tech, 56-43)
1983	Semifinalist (d. Baylor, 65-62; l. #3 UT, 80-54)
1982	Finalist (d. Texas Tech, 70-55; d. Baylor, 71-66; l. #10 UT 68-53)
1981	Consolation Title (in-season tournament)

TEAM RECORDS

Points
Game, High: 94 vs. Miss State, 3/1/01
Game, Low: 44 vs. Georgia, 3/3/01
Opponent High: 96 by Florida, 3/2/00
Half, High: (2nd) 52 vs. VU, 3/2/02; vs. MSU, 3/1/01
 (1st) 48 vs. Florida, 3/2/00
Half, Low: 13 (1st) vs. Georgia, 3/3/01
Field Goals
High: 39 vs. Miss. State, 3/1/01
Low: 16 vs. Georgia, 3/3/01
Field Goal Attempts
High: 81 vs. Ole Miss, 3/2/06
Low: 52 vs. Auburn, 2/27/98
Field Goal Percentage
High: .509 vs. Miss. State, 3/6/05
Low: .267 vs. Georgia, 3/3/01
Opponent, High: .750 by Georgia, 3/5/93
Opponent, Low: .308 by Auburn, 2/27/98
Three-Point Goals
High: 8 vs. Florida, 3/2/01
Low: 1 vs. Florida, 2/28/98
Three-Point Attempts
High: 23 vs. Ole Miss, 3/2/06
Low: 8 vs. Kentucky, 3/1/07; LSU, 3/7/03
Three-Point Percentage
High: .471 vs. Florida, 3/2/01
Low: .070 vs. Florida, 2/27/98
Opponent, High: .750 by Georgia, 3/5/93
Opponent, Low: .111 by Auburn, 2/27/98
Free Throws
High: 29 vs. USC, 3/3/95
Low: 6 vs. Kentucky, 3/1/07
Free Throw Attempts
High: 33 vs. USC, 3/3/95
Low: 6 vs. Kentucky, 3/1/07
Free Throw Percentage
High: .889 vs. Miss. State, 3/1/01
Low: .556 vs. Kentucky, 3/6/92
Opponent, High: 1.000 by USC, 3/3/95
Opponent, Low: .476 by Auburn, 2/27/98
Rebounds
Rebounds, High: 49 vs. Ole Miss, 3/2/06
Rebounds, Low: 25 vs. Vanderbilt, 3/7/05
Offensive, High: 18 vs. Ole Miss, 3/2/06
Offensive, Low: 7 vs. UF, 3/2/01; Alabama, 3/4/95
Defensive, High: 31, Ole Miss, 3/2/06)
Defensive, Low: 12 vs. Florida, 3/2/00
Opponent, High: 57 by UF, 3/2/01; UK, 3/6/92
Opponent, Low: 26, by Miss. State, 3/4/04
Assists
High: 21 vs. Miss. State, 3/1/01
Low: 7 vs. Georgia, 3/5/93
Blocked Shots
High: 8 vs. Kentucky, 3/1/07
Low: 0 vs. Florida, 3/2/00
Steals
High: 13 vs. Kentucky, 3/6/92
Low: 3 vs. Ole Miss, 3/1/96
Turnovers
High: 22 vs. Miss. State, 3/4/04
Low: 4 vs. Vanderbilt, 3/2/02
Personal Fouls
High: 27 vs. Kentucky, 3/6/92
Low: 11 vs. USC, 3/3/95

SCORING

Most Points Scored: 2,644 (1990-91)
Fewest Points Scored: 1,100 (1978-79)
Most Points Allowed: 2,405 (1998-99)
Fewest Points Allowed: 1,242 (1978-79)
Highest Scoring Average: 83.0 (2,490, 30 games, 1988-89)
Lowest Defensive Average: 55.9 (1979-80)
Highest Winning Margin: 16.4 (1990-91)
Most Players in Double Digits: 4 (7 times) (Most rec: 2000-01)
Least Players in Double Digits: 0 (1992-93)

FIELD GOALS

Most Field Goals: 1,061 (1990-91)
Most Field Goal Attempts: 2,092 (1998-99)
Best Field Goal Percentage: .523 (1,051-2,028, 1990-91)
Worst Field Goal Percentage: .379 (412-1,087, 1978-79)
Best Defensive Field Goal Pct.: .390 (704-1,806, 1989-90)
Worst Defensive Field Goal Pct.: .479 (816-1,705, 1984-85)

FREE THROWS

Most Free Throws: 722 (1981-82)
Most Free Throw Attempts: 1,000 (1981-82)
Best Free Throw Pct.: .770 (565-734), (1994-95)
Worst Free Throw Pct.: .610 (401-657) 2004-05

THREE-POINT GOALS

Most Three-Point Goals: 202 (2000-01)
Most Three-Point Goal Attempts: 592 (2005-06)
 (Previous: 554, 2003-04)
Best Three-Point Goal Pct.: .427 (93-218, 1990-91)
Worst Three-Point Goal Pct.: .118 (2-17, 1986-87)
Best Defensive Three-Point Pct.: .239 (70-293, 1992-93)
Worst Defensive Three-Point Pct.: .380 (87-229, 1989-90)

REBOUNDS

Most Rebounds: 1,540 (1981-82)
Fewest Rebounds: 675 (1978-79)
Highest Rebound Average: 44.2 (1989-90)
Lowest Rebound Average: 33.7 (1978-79)
Highest Reb. Margin: +7.2 (1989-90; 1985-86)
Lowest Rebound Margin: -7.1 (1979-80)

ASSISTS

Most Assists: 694 (1990-91)

THE FACE BEHIND THE RECORD

Career Blocked Shots Delmonica DeHorney

While her mark in the career record book is for blocked shots, Delmonica DeHorney was the greatest inside player in Razorback history. She was second only to Bettye Fiscus in points, and she was the first, and to date the only, Razorback to earn Kodak All-America honors. DeHorney also is the most accurate shooter in school history for a season or career. In fact, she set the season shooting record in three of her four years. A back-to-back SWC Player of the Year, she led the SWC in scoring and Arkansas to consecutive league titles. The SWC Newcomer as a freshman, she was the only



player in SWC history to earn three league awards. She shattered the previous blocked shot records, and became the career leader after her junior year. In one season, 1989-90, DeHorney had more blocks (83) than all but two players in school history had for their careers. DeHorney went on to play professionally in Japan after completing her four-year career at Arkansas.

Of her 235 career blocks, the three most important in DeHorney's career came in the first half of the Feb. 23, 1990, game at Texas. All three came against UT's star forward Susan Anderson, shutting down the Lady Longhorns' inside game and allowing Arkansas to take a 38-31 halftime lead. UA went on to break UT's 183-game SWC winning streak.



STEALS, BLOCKED SHOTS

Most Steals: 388 (2004-05)
Most Blocked Shots: 165 (2006-07)

TURNOVERS

Most Turnovers: 772 (1981-82)
Fewest Turnovers: 433 (2001-02)
Most Opponent Turnovers: 751 (1997-98)
Fewest Opponent Turnovers: 402 (1978-79)

FOULS

Most Personal Fouls: 702 (1981-82)
Most Opponent Fouls: 914 (1981-82)
Most Players Fouled Out: 22 (1980-81)
Most Opponent Players Fouled Out: 47 (1981-82)

GAMES

Most Games Played: 36 (1981-82)
Fewest Games Played: 16 (1976-77)
Best Winning Percentage: .875 (28-4, 1990-91)
Worst Winning Percentage: .350 (7-13, 1978-79)
Most Games Won: 28 (1990-91)
Fewest Games Won: 7 (1978-79)
Most Games Lost: 15 (1987-88, 1999-2000, 2005-06)
Fewest Games Lost: 4 (1990-91)
Most 100-Point Games: 5 (1990-91)
Most Regular-Season Wins: 24 (1990-91)
Fewest Regular-Season Losses: 3 (1990-91)
Longest Season: 131 days, 1998-99
Earliest Opener: Nov. 13, 1998 (vs. Stanford)
Latest Game: Mar. 27, 1998 (vs. Tennessee)

STREAKS

Best Start: 15-0 (2007-08) (Previous: 8-0, 1999-2000)
Best Starts to Second Loss: 15-1 (2007-08)
 (Previous: 15-1, (06-07) 13-1 (95-96); 12-1 (96-97)
Best Start, SEC Games: 3-0 (2005-06) & 5-1 (2005-06)
Worst Start: 0-2 (2000-01, 2007-08)
Consecutive Games Won: 15 (Open 2007-08 season)
 (Previous: 13, Close of 1998-99 season; opening 1999-'00)
Consecutive Games Lost: 10 (2006-07 to present)
 (Previous: 9, 2005-06)
Consecutive Home Games Won: 23 (1989-1991)
Consecutive Home Games Lost: 5 (2006-07)
 (Previous: 3, four times)
Consecutive Road Games Won: 12 (1989-90)
Consecutive Road Games Lost: 9 (1980-81)
Consecutive Neutral Games Won: 5 (2007-08)
 (Previous: 4, 1997-98)
Consecutive SEC Games Won: 4
Consecutive SEC Games Lost: 10
Best Winning Pct. on the Road: .923 (12-1, 1989-90)
Best Winning Percentage at Home: 1.000
 (14-0, 90-91; 9-0, 82-83; 12-0, 81-82; 6-0, 76-77)

THE FACE BEHIND THE RECORD

Career Rebounds Shelly Wallace

Shelly Wallace's career parallels the Arkansas rise to national prominence, leading the Razorbacks to their first NCAA playoff berth and the 1987 Women's NIT title. Wallace made her biggest record impact with rebounding. She is the only Arkansas women's basketball to go over the 1,000 mark in rebounds and one of only two in Southwest Conference history. However, she was Arkansas' greatest double threat. Wallace was the first -- and only -- player to average in double figures in points and rebounds for a season (16.5 ppg, 11.8 rpg in 1987-88). She also is the only player to score over 40 points, setting the school record with 44, and has the most 30-plus games (seven) of any player. She was also honorable mention Kodak All-American as a senior, yet another first at Arkansas.



CLASS RECORDS

GAME

MOST POINTS

Freshman: 37, Bettye Fiscus (vs. Ak.-Anch., 2/27/81)
Sophomore: 40, Shameka Christon (vs. Vanderbilt, 3/2/02)
Junior: 39, Delmonica DeHorney (vs. Stanford, 3/24/90)
Senior: 44, Shelly Wallace (vs. Oral Roberts, 12/12/89)

MOST REBOUNDS

Freshman: 18, Bettye Fiscus (vs. Kansas State, 1/2/82)
Sophomore: 19, Lita Stricklin (vs. NE Okla., 1/20/79)
Junior: 22, Shelly Wallace (vs. SMU, 2/13/88)
Senior: 20, Monica Brown (vs. SMU, 1/21/86)

MOST ASSISTS

Freshman: 12, Amy Wright (vs. LSU, 2/11/99);
 C'eira Ricketts (at AU, 1/18/09)
Sophomore: 14, India Lewis (vs. Howard, 2/15/01)
Junior: 18, Donna Wilson (vs. Houston, 3/2/88)
Senior: 11, Amy Wright (vs. Kansas St., 3/17/02);
 Tracy Webb (vs. BU, 2/21/87)

MOST STEALS

Freshman: 7, India Lewis (at Princeton, 11/27/99)
Sophomore: 12, Amanda Holley (vs. TCU, 1/11/83)
Junior: 8, Sheree Thompson (vs. Idaho St., 11/26/04)
 Angela Davis (vs. Alabama St., 11/29/91)
Senior: 10, India Lewis (vs. Tulsa, 12/9/02)

MOST BLOCKED SHOTS

Freshman: 7, Delmonica DeHorney (vs. TCU, 1/9/88)
Sophomore: 5, Amanda Holley (vs. Tex. A&M, 1/19/83);
 Kim Bunge (vs. Tulsa, 11/23/81)
Junior: 9, Robyn Irwin (vs. SW Missouri, 12/19/88)
Senior: 6, Joy Oakley (vs. Tulsa, 12/5/01);
 Delmonica DeHorney (vs. Houston, 3/7/91)

SEASON

MOST POINTS

Freshman: 655, Bettye Fiscus
Sophomore: 517, Shameka Christon
Junior: 581, Delmonica DeHorney
Senior: 692, Shelly Wallace

SCORING AVERAGE

Freshman: 18.7, Bettye Fiscus
Sophomore: 18.1, Sha Hopson
Junior: 20.0, Delmonica DeHorney
Senior: 23.1, Shelly Wallace

DOUBLE-DOUBLES

CAREER

48, Shelly Wallace (85-89)	25, Shelly Wallace (88-89)
20, Lauren Ervin (06-08)	20, Shelly Wallace (87-88)
16, Steph. Bloomer (92-95)	11, Lauren Ervin (06-07)
15, Bettye Fiscus (82-85)	9, Lauren Ervin (07-08)
13, Shameka Christon (01-04)	9, Monica Brown (86-87)
13, Monica Brown (84-87)	9, Bettye Fiscus (81-82)
11, Lonnaya Bragg (98-01)	8, Steph. Bloomer (94-95)
11, Karyn Karlin (97-00)	7, Shameka Christon (03-04)
8, Del. DeHorney (87-91)	6, Bettye Fiscus (82-83)

SEASON

25, Shelly Wallace (88-89)
 20, Shelly Wallace (87-88)
 11, Lauren Ervin (06-07)
 9, Lauren Ervin (07-08)
 9, Monica Brown (86-87)
 9, Bettye Fiscus (81-82)
 8, Steph. Bloomer (94-95)
 7, Shameka Christon (03-04)
 6, Bettye Fiscus (82-83)

DOUBLE DIGIT SCORING

CAREER

39, Shelly Wallace (85-89) 30*, Shelly Wallace (88-89)
 * -- Wallace scored in double digits the entire season

TRIPLE-DOUBLES IN A GAME

C'eira Ricketts (Auburn, 1/18/09) 14-13-12

MOST REBOUNDS

Freshman: 282, Bettye Fiscus
Sophomore: 217, Blair Savage
Junior: 329, Shelly Wallace
Senior: 381, Shelly Wallace

THREE-POINT GOALS

Freshman: 66, India Lewis
Sophomore: 104, Wendi Willits
Junior: 89, India Lewis & Kimberly Wilson
Senior: 87, Wendi Willits

REBOUND AVERAGE

Freshman: 8.1, Bettye Fiscus
Sophomore: 7.3, Bettye Fiscus & Amanda Holley
Junior: 11.8, Shelly Wallace
Senior: 12.7, Shelly Wallace

MOST ASSISTS

Freshman: 172, Amy Wright
Sophomore: 169, Amber Nicholas
Junior: 198, Amy Wright
Senior: 205, Amy Wright

MOST STEALS

Freshman: 89, Christy Smith
Sophomore: 88, Lita Stricklin
Junior: 80, Connie Fitzgerald
Senior: 95, Tracy Webb

MOST BLOCKED SHOTS

Freshman: 55, Amanda Holley
Sophomore: 53, Shameka Christon
Junior: 83, Delmonica DeHorney
Senior: 70, Delmonica DeHorney

HIGH POINT GAMES

40 POINTS

44, Shelly Wallace, vs. Oral Roberts, 12/12/88 (1)
 40, Shameka Christon, vs. #8 Vanderbilt, 3/2/02 * !

30 POINTS

39, Delmonica DeHorney, vs. #2 Stanford, 3/24/90 \$
 37, Dominique Washington, vs. Ole Miss, 2/226/06 ^ &
 37, Bettye Fiscus, at Alaska-Anchorage, 2/27/82
 36, Shameka Christon, vs. Clemson, 3/15/02
 36, Shannon Jones, vs. Washington St., 12/31/92
 36, Shelly Wallace, vs. SMU, 2/15/89
 35, Wendi Willits, vs. Oklahoma, 3/14/99 @
 35, Shelly Wallace, at SW Missouri, 12/17/88 (1)
 34, Delmonica DeHorney, vs. Texas Tech, 1/6/90
 34, Shelly Wallace, vs. Texas Tech, 3/8/89
 34, Shelly Wallace, at Texas Tech, 2/2/88
 34, Lanell Dawson, vs. TCU, 1/4/86
 33, Shameka Christon, at Ole Miss, 2/29/04
 33, Shameka Christon, vs. #6 LSU, 3/7/03
 33, Wendi Willits, at Georgia, 2/21/99
 33, Christy Smith, vs. Ohio State, 11/19/95
 33, Delmonica DeHorney, vs. Lamar, 3/20/91
 33, Delmonica DeHorney, vs. SW Missouri, 12/19/87
 32, Kimberly Wilson, vs. Pitt, 11/25/94
 32, Delmonica DeHorney, vs. #6 SFA, 3/22/90
 32, Shelly Wallace, vs. Houston, 3/4/89
 32, Shelly Wallace, vs. Texas-San Antonio, 12/3/88
 31, Shameka Christon, at South Carolina, 1/18/04
 31, Shameka Christon, at Alabama, 2/15/04
 31, Christy Smith, vs. Dayton, 1/2/96
 31, Del. DeHorney, vs. #22 Northwestern, 3/16/91
 31, Lisa Martin, vs. #6 Texas, 3/11/89
 31, Bettye Fiscus, vs. Oklahoma City, 3/11/82
 31, Lita Stricklin, vs. Phillips, 2/15/80
 30, Sytia Messer, vs. Memphis, 12/19/97
 30, Kimberly Wilson, vs. LSU, 1/31/96
 30, Christy Smith, vs. Alabama, 3/4/95
 30, Shea Henderson, vs. SMU, 12/21/93
 30, Amber Nicholas, vs. Baylor, 3/6/91
 30, Juliet Jackson, at #6 Georgia, 3/18/90
 30, Lanell Dawson, vs. Providence, 3/20/87
 30, Bettye Fiscus, vs. Delta State, 2/7/83
 30, Bettye Fiscus, vs. New Orleans, 3/13/82
 30, Bettye Fiscus, vs. Wichita State, 2/20/82
 30, Kim Bunge, vs. McNeese, 2/14/81
 30, Lita Stricklin, vs. N'eastern Okla., 2/1/80



Shelly Wallace holds the UA women's scoring record for a game as well as the most entries on the high-point list with seven. Shameka Christon and Delmonica DeHorney are next with six each.

\$ -- Most in NCAA tournament game
 * -- Most versus ranked team
 ^ -- Most in SEC regular season game
 ! -- Most in SEC tournament game
 @ -- Most in WNIT/NWIT game
 & -- Most by player off the bench
 (1) -- Most in consecutive games

EXHIBITION GAME RECORDS

ARKANSAS TEAM RECORDS

Most Points: 109, vs. Spartak-Moscow (11/7/01); vs. Norrkoping (11/6/99)
Largest Margin: 57, vs. Spartak-Moscow (11/7/01)
Most Rebounds: 67, vs. Spartak-Moscow (11/7/01)
Most Assists: 24, vs. Norrkoping (11/6/99)
Best Field Goal Pct.: .623, vs. Mexico (11/11/86)
Best 3P Pct.: .398, vs. Victoria (11/8/97)
Best Free Throw Pct.: .833, vs. Mexico (11/11/86)
Most Steals: 20, vs. Cameron (11/6/05)
Most Turnovers: 31, vs. Australia (11/18/87)
Most Blocks: 7, vs. MSSU (11/4/06); vs. Athl. in Action (11/16/91)

ARKANSAS INDIVIDUAL RECORDS

Most Points: 32, Juliet Jackson, vs. Australia. (11/18/89)
Most Rebounds: 16, Shelly Wallace, vs. Hungary (11/22/88)
Most Assists: 9, Lakishia Harper vs. Premier Players (11/14/02); Amy Wright, vs. Norrkoping (11/6/99)
Best Field Goal Pct.:
 (Min. 10 att.) .714 (10-14), Kelly Johnson, vs. AIA (11/5/94)
 (Min. 5 att.) 1.000 (6-6), Lanell Dawson, vs. Mexico (11/11/86)
Best 3P Pct.: .600 (6-10) Wendi Willits, vs. Norrkoping (11/6/99)
Best Free Throw Pct.: .909 (10-11) Lonniya Bragg, vs. Norrkoping (11/6/99)
Most Steals: 7, Brittney Vaughn vs. Missouri Southern (11/4/06) (Previous: 6, Brittney Vaughn vs. Cameron (11/6/05))
Most Turnovers: 9, Blair Savage, vs. Spanish (11/10/90)
Most Blocked Shots: 4, Stephanie Bloomer, vs. AIA (11/16/91)

OPPONENT TEAM RECORDS

Most Points: 101, USA National (12/12/95)
Most Rebounds: 51, Athletes in Action (11/16/91)
Most Assists: 27, USA National (12/12/95)
Best Field Goal Pct.: .564, AIA (11/16/91)
Best 3P Pct.: .583, DSK Miskolc (11/16/94)
Best Free Throw Pct.: .909, Levski Total (11/16/93)
Most Steals: 19, USA National (12/12/95)
Most Turnovers: 40, Cameron (11/6/05)
Most Blocked Shots: 7, Spartak-Moscow (11/10/96)



Stephanie Bloomer

BACK IN THE DAY:

Exhibition Games

During the 1980s, teams were allowed to practice away from campus, and Arkansas took full advantage of the rule to play numerous Red-White games across the state. Most of these were played in the former gyms of star Razorbacks, or near home towns of players like Tracy Webb (Batesville) or Bettye Fiscus (Wynne).

The Razorbacks played their first exhibition game in 1984 at the start of the NCAA era against a Korean touring team sponsored by Kolon.

Arkansas stepped up the quality of its exhibition opponent with national teams during the late 1980s, and went on the road to central Arkansas with a pair of games at the former high schools of current Razorbacks. The NCAA changed rules regarding off-campus games in the early 1990s, and all exhibition games returned to Fayetteville.

Twice Arkansas faced Olympic teams. The Razorbacks defeated the Spanish Olympians in 1990, but the most memorable game was against USA Basketball's National Team in 1995. The core of the gold medal 1996 Atlanta Games team thumped the Razorbacks, but it was a once-in-a-lifetime chance to be a part of the special collegiate tour. Among the notables taking the floor were Lisa Leslie, Rebecca Lobo, Sheryl Swoops, Dawn Staley and Jennifer Azzi. It also is the only exhibition game ever played during the regular season -- Dec. 12 -- and made 1995 the only season with three exhibition games.

Until the late 1990s, most of the teams Arkansas faced were high-quality semi-pro teams from around the world, with the exception of the U.S.-based Athletes in Action. AIA made Fayetteville a regular stop on its women's collegiate tour, and the Crusaders remain the team with the most games against Arkansas (8).

The quality of competition from overseas declined at the end of the 1990s, with some teams traveling junior squads filled with high school-aged players. The resulting blowouts, combined with the emergence of regional teams of American former collegians such as Everyone's Internet, saw a decline of the foreign exhibition games that hit bottom with the events of 9/11 in 2001.

However, the greatest change in the exhibition game came in 2004 as the NCAA allowed Division I members to schedule non-Division I college teams as exhibition opponents. While a regular practice during the AIAW era, Arkansas played a non-Division I college with its two exhibition games scheduled for November 2005, taking on nearby Division

EXHIBITION GAME RESULTS

DATE	OPPONENT	RESULT
11/5/09	Rogers State	UA 74-58
11/4/08	Missouri Southern	UA 52-47
11/4/06	Missouri Southern	UA 78-48
11/6/05	Cameron	UA 81-65
11/11/05	Missouri Southern	UA 85-59
11/5/04	Everyone's Internet	EV1 80-77
11/11/04	Athletes in Action	AIA 62-57
11/17/03	Premier Players	PP 86-78
11/11/03	Everyone's Internet	UA 70-66
11/19/02	Athletes in Action	UA 86-76
11/14/02	Premier Players	UA 63-59
11/11/01	Athletes in Action	UA 79-74
11/7/01	Spartak-Moscow	UA 109-52
11/14/00	Athletes in Action	UA 73-50
11/8/00	Australian Institute of Sport	UA 94-76
11/17/99	Athletes in Action	AIA 65-54
11/6/99	Norrkoping (Sweden)	UA 109-69
11/5/98	Athletes in Action	UA 82-62
11/8/98	Myjava (Slovakia)	UA 87-77
11/8/97	Australia-Victoria	UA 84-75
11/19/97	Athletes in Action	AIA 70-65
11/10/96	Spartak-Moscow	UA 78-55
12/12/95	U.S. National Team	USA 101-53
11/12/95	Slovak National Team	UA 80-46
11/5/94	Athletes in Action	UA 78-72
11/16/94	DKSK Miskolc (Hungary)	DKSK 93-88
11/16/93	Levski Total (Bulgaria)	UA 83-81
11/28/92	Cassovia Kosice (Czechoslovakia)	UA 82-73
11/10/91	Auckland (New Zealand)!	UA 81-80
11/16/91	Athletes in Action	AIA 71-62
11/10/90	Spanish Olympic Team*	SP 62-59
11/8/89	Australian National Team*	AUS 78-70
11/22/88	Hungarian National Team	UA 83-81
11/18/87	Australian National Team	AUS 82-56
11/11/86	Mexican National Team	UA 101-68
11/6/84	Kolon (Korea)	UA 86-69

! -- Benton, Ark. * -- Bryant, Ark.

VERSUS OPPONENTS

All Exhibition Games	UA leads 25-11
Other NCAA Teams	UA leads 5-0
National Teams	Nationals lead 4-3
Foreign Club Teams	UA leads 8-1
Athletes in Action	UA leads 5-3
Australian Teams	Tied at 2-2
Slovak Teams	UA leads 2-0
Hungarian Teams	Tied at 1-1
European Teams	UA leads 9-1
Pacific Rim Teams	UA leads 4-2
All U.S. Teams	UA leads 10-6
Longest Winning Streak:	7 games (1999-2003)

II members Missouri Southern of Joplin and Cameron University from Lawton, Okla. This marks the first game against a lower division US collegiate team in over two decades (School of the Ozarks on Dec. 11, 2004).

Arkansas has existing series records with the new exhibition opponents, but new games against non-Division I teams will not count against those series marks.

NCAA TOURNAMENT

INDIVIDUAL-GAME

Most Points Scored: 39, Delmonica DeHorney (at Stanford, 3/24/90)
Most Field Goals: 14, Delmonica DeHorney (vs. Lamar, 3/21/91); (vs. SFA, 3/22/90)
Best Field Goal Pct.: 1.000, (6-6) Delmonica DeHorney (at Georgia, 3/18/90)
Most Free Throws: 11, Delmonica DeHorney (vs. Northwestern, 3/16/91)
Best Free Throw Pct.: 1.000, (11-11) Delmonica DeHorney (vs. Northwestern, 3/16/91)
Most Three-Point Goals: 6, Wendi Willits (vs. Harvard, 3/16/98)
Best Three-Point Pct.: (Min. 5 made) .750 (6-8), Wendi Willits (vs. Harvard, 3/16/98)
Most Rebounds: 14, Lonniya Bragg (vs. Baylor, 3/17/01)
Most Assists: 13, Amber Nicholas (at Stanford, 3/24/90)
Most Steals: 5, Celia Anderson (vs. Baylor, 3/17/01)
Most Blocked Shots: 8, Delmonica DeHorney (vs. Northwestern, 3/16/91)

TEAM-GAME

Most Points Scored: 105, vs. Northwestern (3/16/91)
Least Points Scored: 50, at Washington (3/18/95)
Most Points Allowed: 114, at Stanford (3/24/90)
Least Points Allowed: 54, at Washington (3/18/95)
Largest Margin of Victory: 37, vs. Northwestern (3/16/91)
Largest Margin of Defeat: 28, vs. Tennessee (3/27/98); at Purdue (3/15/89)
Most Field Goals: 43, vs. Northwestern (3/16/91)
Most Field Goal Att.: 76, vs. Northwestern (3/16/91)
Best Field Goal Pct.: .610, vs. S.F. Austin (3/22/90)
Worst Field Goal Pct.: .305, vs. Tennessee (3/27/98)
Best Opponent FG Pct.: .597, at Lamar (3/21/90)
Worst Opponent FG Pct.: .350, vs. Baylor (3/17/01)
Most Free Throws: 19, vs. Kansas (3/21/98)
Most Free Throw Attempts: 27, at Stanford (3/24/90)
Best Free Throw Pct.: .846, vs. S. F. Austin (3/22/90)
Worst Free Throw Pct.: .273, at Stanford (3/24/90)
Most Three-Point Goals: 10, vs. Harvard (3/16/98)
Most Three-Point Attempts: 20, vs. Harvard (3/16/98)
Best Three-Point Pct.: .667, vs. S. F. Austin (3/22/90)
Worst Three-Point Pct.: .167, vs. USF (3/16/95)
Best Opponent 3G Pct.: .667, at Stanford (3/24/90)
Worst Opponent 3G Pct.: .091, vs. Duke (3/23/98)
Most Rebounds: 41, vs. UCLA (3/14/90); vs. Northwestern (3/16/91)
Fewest Rebounds: 27, vs. Kansas (3/21/98)
Most Opponent Rebounds: 48, vs. Tennessee (3/27/98)
Least Opponent Rebounds: 28, at Missouri (3/12/86); vs. SFA (3/22/90)
Highest Rebound Margin: +11 vs. Northwestern (3/15/91)
Lowest Rebound Margin: -13, at Purdue (3/15/89)
Most Assists: 29, vs. Stephen F. Austin (3/22/90)
Most Turnovers: 28, vs. Tennessee (3/27/98)
Least Turnovers: 7, at Cincinnati (3/23/03)
Most Opponent Turnovers: 27, vs. Northwestern (3/16/91)
Least Opponent Turnovers: 9, at Stanford (3/24/90)
Most Steals: 14, vs. Baylor (3/17/01)
Most Blocked Shots: 9, vs. UCLA (3/14/90)



Wendi Willits



NCAA 2003

Seventh Seed, West Region

DATE	OPPONENT	RESULT	SITE	ROUND
M. 23, 2003	at Cincinnati	71-57	Cincinnati, OH	First
M. 25, 2003	#5 Texas	67-50	Cincinnati, OH	Second

2002

Sixth Seed, Mideast Region

DATE	OPPONENT	RESULT	SITE	ROUND
M. 15, 2002	Clemson	78-68	Manhattan, KS	First
M. 17, 2002	at #11 Kansas State	62-82	Manhattan, KS	Second

2001

Ninth Seed, West Region

DATE	OPPONENT	RESULT	SITE	ROUND
M. 17, 2001	#24 Baylor	68-59	Durham, NC	First
M. 19, 2001	at #5 Duke	54-75	Durham, NC	Second

1998

Ninth Seed, West Region

DATE	OPPONENT	RESULT	SITE	ROUND
M. 14, 1998	#20 Hawai'i	76-70	Palo Alto, CA	First
M. 16, 1998	Harvard	82-64	Palo Alto, CA	Second
M. 21, 1998	Kansas	79-63	Oakland, CA	Regional
M. 23, 1998	#8 Duke	77-72	Oakland, CA	Finals
M. 27, 1998	#1 Tennessee	58-86	Final Four	Semifinals

1995

Sixth Seed, Midwest Region

DATE	OPPONENT	RESULT	SITE	ROUND
M. 16, 1995	San Francisco	67-58	Seattle, WA	First
M. 18, 1995	at #14 Washington	50-54	Seattle, WA	Second

1991

Third Seed, Midwest Region

DATE	OPPONENT	RESULT	SITE	ROUND
First Round Bye				
M. 16, 1991	#22 Northwestern	105-68	Fayetteville, AR	Second
M. 21, 1991	#24 Lamar	75-91	Austin, TX	Regional

1990

Seventh Seed, West Region

DATE	OPPONENT	RESULT	SITE	ROUND
M. 14, 1990	UCLA (OT)	90-80	Fayetteville, AR	First
M. 18, 1990	at #7 Georgia	87-81	Athens, GA	Second
M. 22, 1990	#6 SF Austin	87-82	Palo Alto, CA	Regional
M. 24, 1990	at #2 Stanford	87-114	Palo Alto, CA	Finals

1989

12th Seed, Midwest Region

DATE	OPPONENT	RESULT	SITE	ROUND
M. 15, 1989	at #5 Purdue	63-91	W. Lafayette, IN	First

1986

Eighth Seed, Midwest Region

DATE	OPPONENT	RESULT	SITE	ROUND
M. 12, 1986	at Missouri	65-66	Columbia, MO	First

INDIVIDUAL-GAME

Most Points Scored: 35, Wendi Willits (vs. Oklahoma, 3/14/99)
Most Field Goals: 12, Sarah Pfeifer (vs. Ark. St., 3/21/05)
 12, Wendi Willits (vs. Oklahoma, 3/14/99)
Best Field Goal Pct. [10 min.]: .692 (9-13), Lonniya Bragg (vs. Drake, 3/20/99)
 1.000 (9-9), Lonniya Bragg (vs. Georgia Tech, 3/21/00)
Most Free Throws: 8, Sytia Messer (vs. Okla., 3/14/99), Whitney Jones (vs. Okla. State, 3/23/09)
Best Free Throw Pct.: [5 min.] .889 (8-9), Wendi Willits (vs. Missouri, 3/18/00)
Most Three-Point Goals: 7, Wendi Willits (vs. Oklahoma, 3/14/99)
Best Three-Point Pct.: [5 min.] .500 (3-6), India Lewis
 (vs. Georgia Tech, 3/21/00 & vs. Missouri, 3/18/00)
Most Rebounds: 13, Kamara Stancle (vs. Wisconsin, 3/23/99)
Most Assists: 11, Amy Wright (vs. Northwestern St., 3/12/99)
Most Steals: 5, Whitney Jones (vs. Okla. State, 3/23/09)
Most Blocked Shots: 3, Lakishia Harper (vs. Missouri, 3/18/00)



Lonniya Bragg receives the 1999 WNIT MVP award

TEAM-GAME

Most Points Scored: 97, vs. Missouri (3/18/00)
Least Points Scored: 59, at Kansas (3/23/09)
Most Points Allowed: 98, at Ark. St. (3/21/05)
Least Points Allowed: 48, vs. UNLV (3/18/05)
Largest Margin of Victory: +24 (80-56), vs. Drake (3/20/99)
Largest Margin of Defeat: -21 (62-83), vs. Florida (3/25/99)
Most Field Goals: 33, vs. Oklahoma (3/14/99)
Most Field Goal Att.: 75, at Ark. St. (3/21/05)
Best Field Goal Pct.: .538 (28-52), vs. Georgia Tech (3/21/00)
Worst Field Goal Pct.: .301 (22-73), vs. Okla. State (3/23/09)
Best Opponent FG Pct.: .567 (34-60), vs. Florida (3/25/00)
Worst Opponent FG Pct.: .339 (20-59), vs. UNLV (3/18/05)
Most Free Throws: 23, vs. Oklahoma (3/14/99)
Most Free Throw Attempts: 42, vs. Oklahoma (3/14/99)
Best Free Throw Pct.: .783 (18-23) vs. Georgia Tech (3/21/00)
Worst Free Throw Pct.: .548 (23-42), vs. Oklahoma (3/14/99)
Most Three-Point Goals: 8, vs. Oklahoma (3/14/99)
Most Three-Point Attempts: 26, vs. Okla. State (3/23/09)
Best Three-Point Pct.: .438 (7-16), vs. Missouri (3/18/00)
Worst Three-Goal Pct.: .143 (1-7), vs. UNLV (3/18/05)
Best Opponent 3G Pct.: .500 (7-14), vs. Florida (3/25/00)
Worst Opponent 3G Pct.: .083 (1-12), vs. UNLV (3/18/05)
Most Rebounds: 44, at Ark. St. (3/21/05)
Fewest Rebounds: 29, vs. GTU (3/21/00); vs. Florida (3/25/00)
Most Opponent Rebounds: 46, vs. Wisconsin (3/23/99); vs. Missouri (3/18/00)
Least Opponent Rebounds: 30, vs. Georgia Tech (3/21/00)
Highest Rebound Margin: +4, at Ark. St. (3/21/05)
Lowest Rebound Margin: -15, vs. Wisconsin (3/23/99)
Most Assists: 21, vs. Drake (3/20/99)
Most Turnovers: 24, vs. Georgia Tech (3/21/00)
Least Turnovers: 10, at Kansas (3/26/09)
Most Opponent Turnovers: 32, vs. Drake (3/20/99)
Lowest Opponent Turnovers: 16, at Kansas (3/26/09)
Highest Turnover Margin: +16, vs. Drake (3/20/99)
Lowest Turnover Margin: -1, vs. Georgia Tech (3/21/00)
Most Steals: 16, vs. Okla. State (3/23/09)
Most Blocked Shots: 6, vs. Missouri (3/18/00), Okla. State (3/23/09)
Most Fouls: 32, at Ark. St. (3/21/05)



Kamara Stancle and the 1999 WNIT trophy

WNIT 2009

DATE	OPPONENT	RESULT	SITE	ROUND
M. 23, 2009	Oklahoma State	61-60 (OT)	Fayetteville, AR	Second*
M. 26, 2009	Kansas	59-75	Lawrence, KS	Third

*Arkansas had a bye in the first round

2005

DATE	OPPONENT	RESULT	SITE	ROUND
M. 18, 2005	UNLV	61-48	Fayetteville, AR	First
M. 21, 2005	Ark. St.	84-98	Jonesboro, AR	Second

2000

DATE	OPPONENT	RESULT	SITE	ROUND
M. 15, 2000	Wichita State	83-63	Fayetteville, AR	First
M. 18, 2000	Missouri	89-88 (OT)	Fayetteville, AR	Second
M. 21, 2000	Georgia Tech	78-67	Fayetteville, AR	Quarters
M. 25, 2000	Florida	62-83	Fayetteville, AR	Semis

1999 -- WNIT CHAMPION

DATE	OPPONENT	RESULT	SITE	ROUND
M. 12, 1999	Northwestern St.	78-60	Fayetteville, AR	First
M. 14, 1999	Oklahoma	97-93 (OT)	Fayetteville, AR	Second
M. 17, 1999	Rice	76-70	Fayetteville, AR	Quarters
M. 20, 1999	Drake	80-54	Fayetteville, AR	Semis
M. 23, 1999	Wisconsin	67-64	Fayetteville, AR	Finals

NWIT

All games played at the Amarillo Civic Center, Amarillo, Texas

1996

DATE	OPPONENT	RESULT	ROUND
March 21, 1996	Princeton	83-51	Opening Round
March 22, 1996	Arizona	77-80	Semifinals
March 23, 1996	LSU	63-91	Third Place Game



1987 -- NWIT CHAMPION

DATE	OPPONENT	RESULT	ROUND
March 19, 1987	Montana	82-74	Opening Round
March 20, 1987	Providence	101-91	Semifinals
March 21, 1987	California	112-80	Championship Game

AIAW

1982 -- AIAW SWEET 16

DATE	OPPONENT	RESULT	SITE	ROUND
M. 11, 1982	Okla. City	78-67	Lubbock, TX	SW Regional
M. 12, 1982	Wayland Bapt.	57-61	Lubbock, TX	SW Regional
M. 13, 1982	New Orleans	76-74	Lubbock, TX	SW Regional
M. 21, 1982	California	62-66	Berkeley, CA	Western Sectional



1981

DATE	OPPONENT	RESULT	SITE	ROUND
M. 14, 1981	Oral Roberts	57-59	Tulsa, OK	SW Regional

1980

DATE	OPPONENT	RESULT	SITE	ROUND
M. 6, 1980	Texas Tech	46-74	Baton Rouge, LA	SW Regional

1987 NWIT championship

ALL POSTSEASON TOURNAMENTS

NCAA Tournaments: 9 appearances, 12-9
WNIT Tournament: 3 appearances, 9-2
NWIT Tournament: 2 appearances, 4-2
AIAW Tournament: 3 appearances, 2-4

BY THE ROUND

First Round: 12-4 (NCAA: 6-2; WNIT: 3-0; NWIT: 2-0; AIAW: 1-2)
Second Round: 6-8 (NCAA: 3-5; WNIT: 2-1; NWIT: 1-1; AIAW: 0-1)
Third Round: 6-2 (NCAA: 2-1; WNIT: 2-0; NWIT: 1-1; AIAW: 1-0)
Fourth Round: 2-3 (NCAA: 1-1; WNIT: 1-1; AIAW: 0-1)
Fifth Round: 1-1 (NCAA: 0-1; WNIT: 1-0)

Consecutive Wins in Opening Game: 10 (9 first rounds plus second round in 1991)
 (Last opening round loss: March 15, 1989, at Purdue, NCAA first round)



BUD WALTON ARENA



At \$35 million, Bud Walton Arena was the basketball showcase of mid-America in 1993, but in 2008-09 Walton Arena gets a multi-million dollar renovation of the lower seating area. Along with new seats and floor logos, ribbon boards on the upper concourse and a new message board scorers table keep the arena the finest in the Southeastern Conference.

Designed to replicate the intimate and intimidating atmosphere of Barnhill Arena, but accommodate the overwhelming demand for basketball tickets at Arkansas, the result was a fan-friendly 19,200-seat arena whose acoustics focus the roar of the Razorback fans to the floor. Among the other features are over 40 private skyboxes, a lower-level capacity of 12,250 and the furthest seat closer in Walton than the worst seat in 9,000-seat Barnhill.

Arkansas hosted the 1994 NCAA Midwest Regional during Walton Arena's inaugural season. In 1995, the Razorback women's basketball team hosted all four rounds of the Preseason Women's NIT -- thanks in large part to the excellent accommodations provided by Bud Walton Arena. It all paled in comparison to the 1999 Women's NIT as Arkansas hosted all five rounds of the postseason event, including an all-time UA and then WNIT record 14,163 fans for the championship game versus Wisconsin. The 1999 WNIT semifinals and finals alone saw over 23,000 fans attend the two games, helping the Razorbacks to a new all-time attendance record of 77,001 total fans. Arkansas also hosted four rounds of the 2000 WNIT at Walton.

RAZORBACK RECORDS

SEASON AVERAGES

SEASON	AVG.	SEC ONLY	GAMES	ATT.	RANK
2008-09	1,793	2,469	17	30,484	
2007-08	2,426	2,945	16	38,809	
2006-07	2,395	2,893	13	31,135	
2005-06	2,419	3,015	13	31,442	47th in Division I
2004-05	2,775	3,664	14	38,816	42nd in Division I
2003-04	3,523	4,268	11	38,752	29th in Division I
2002-03	4,676	6,019	14	70,133	19th in Division I
2001-02	3,378	4,318	14	47,292	23rd in Division I
2000-01	3,247	3,878	12	41,281	31st in Division I
1999-2000	3,714	4,301	17	63,144	21st in Division I
1998-99	4,053	4,230	19	77,001	20th in Division I
1997-98	5,061	6,476	13	65,796	12th in Division I
1996-97	3,852	5,896	15	57,778	18th in Division I
1995-96	4,174	4,532	16*	66,780	17th in Division I
1994-95	5,094	7,311	12	61,125	11th in Division I
1993-94	3,806	3,886	13	49,482	18th in Division I
1992-93	2,508	3,892	14	35,106	22nd in Division I
1991-92	2,897	3,692	12	34,763	14th in Division I
1990-91	2,964		14	41,496	12th in Division I
1989-90	1,754		14	24,556	17th in Division I
1988-89	917		11	10,094	
1987-88	620		14	8,683	
1986-87	885		11	9,736	
1985-86	701		11	7,006	
1984-85	771		14	10,025**	
1983-84	1,076		13	13,989**	
1982-83	557		9	5,015**	
1981-82	366		12	4,401**	

** Attendance records prior to 1985 are incomplete

* - Double-headers not included

ARKANSAS HOME GAME STREAKS

Longest Winning Streak: (20 or more games)

23 games (Feb. 3, 1990 to Dec. 19, 1991)

21 games (1981 to 1984)

Longest Losing Streaks:

5 games (2006-07)

HOME GAME RECORDS VERSUS . . .

(Records since NCAA membership, 1982-83 season)

Unranked Teams: 255-26 (.907)

Cons. Wins vs. Unranked Teams: 30 (1982-1985)

Current Streak: 5 (2008-09)

Ranked Teams: 26-49 Last Five Years: 3-36

Cons. Wins vs. Ranked Teams: 3 (1990-91; 1995-96; 2001-02)

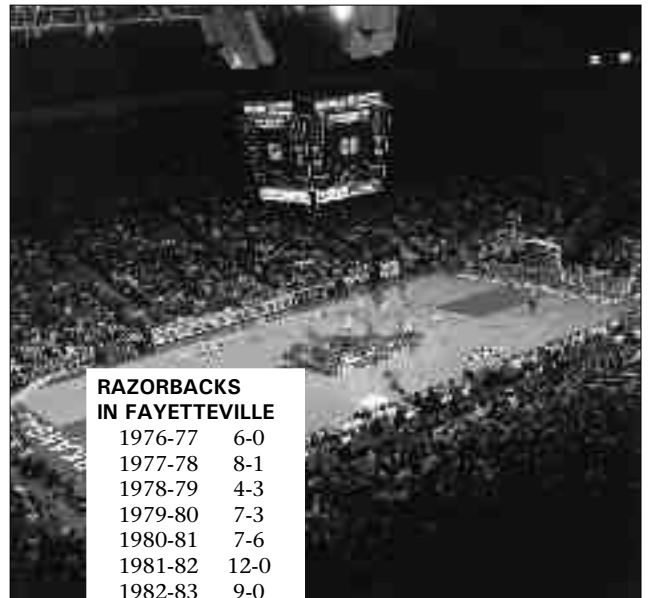
Non-Conference Teams: 160-14 (.920)

Non-Conference Teams, Last 5 Years: 46-8 (.852)

Cons. Wins Vs. Non-Conference Teams: 26 games (12/7/01 to 12/21/09)

Previous streak: 19 (1983-1988) [Current streak is 13]

Unranked, Non-Conference Teams: 146-9 (.941)



RAZORBACKS IN FAYETTEVILLE

1976-77	6-0
1977-78	8-1
1978-79	4-3
1979-80	7-3
1980-81	7-6
1981-82	12-0
1982-83	9-0
1983-84	11-2
1984-85	12-2
1985-86	11-1
1986-87	10-1
1987-88	9-4
1988-89	9-2
1989-90	11-3
1990-91	14-0
1991-92	9-3
1992-93	10-4
1993-94	9-4
1994-95	10-2
1995-96	14-4
1996-97	12-3
1997-98	10-3
1998-99	15-4
1999-2000	12-5
2000-01	9-3
2001-02	12-2
2002-03	12-2
2003-04	7-4
2004-05	10-4
2005-06	9-4
2006-07	7-6
2007-08	10-6
2008-09	12-5
TOTAL	322-90

Arkansas entered its 33rd season of women's basketball in 2008-09. In 2005-06, the Razorbacks recorded their 900,000th fan during the thrilling Jan. 22, 2006, victory over Miss State. Arkansas began its Millionth Fan in Fayetteville drive, and saw that person come through the gates during against Tennessee, Jan. 22, 2009.

The Razorback women's basketball team has played for 17 seasons at Bud Walton Arena. In the program's history, Arkansas has never had a losing season at home and has ranked 14 of the last 20 years in the top 30 for attendance.

A record crowd of 14,163 pack Bud Walton for the WNIT Championship against Wisconsin in 1999. Not only a University of Arkansas home game record, it is the largest crowd to watch any women's athletic event in the state.

Arkansas picked up its 300th home win in 2007-08 by upsetting #24 Florida, 69-63.

WOMEN'S INDIVIDUAL GAME RECORDS FOR BUD WALTON ARENA

Points: 40 by Phylesa Whaley, Oklahoma vs. Arkansas, 3/14/99
Field Goals: 14 by Jillian Robbins, Tulsa vs. Arkansas, 12/2/05
Field Goal Attempts: 24 by four athletes. Most recent: Alesha Causey, Alcorn St. vs. Arkansas, 12/31/96
Three Point Goals: 8 by Brittney Ezell, Alabama, vs. Arkansas, 1/11/98
 8 by Wendi Willits, Arkansas vs. Oral Roberts, 1/28/98
Three Point Attempts: 17 by Brittney Ezell, Alabama, vs. Arkansas, 1/11/98
Free Throws: 19 by Dena Head, DKSK Miskolc vs. Arkansas, 11/16/94
Free Throw Attempts: 24 by Dena Head, DKSK Miskolc vs. Arkansas, 11/16/94
Free Throw Percent: 1.000 (8-8) by Ayana Brereton, Arkansas vs. Alabama, 2/22/09 (most recent)
Total Rebounds: 22 by Jillian Robbins, Tulsa vs. Arkansas, 12/2/05
Offensive Rebounds: 8 by Yolanda Dickson, Arkansas vs. Texas-Pan American, 2/15/94
Defensive Rebounds: 14 by Donna White, Mississippi Valley State, vs. Northwestern State (La.), 12/17/93
Assists: 14 by Donna Lewis, Arkansas vs. Howard, 2/15/01
Turnovers: 11 by Karey Faubion, TCU vs. Arkansas, 2/1/95; Le'Della English, UNO vs. Arkansas, 12/21/05
Steals: 8 by Brittney Vaughn, Arkansas vs. Bama, 1/18/07; Kristin Moore, Arkansas vs. WKU, 12/28/04
Blocks: 7 by Lauren Ervin, Arkansas vs. La-Monroe, 11/13/06

BUD WALTON ARENA WOMEN'S TEAM RECORDS

	Arkansas Razorbacks	Opponents
Points 1st Half:	High 60 vs Norrkopping (11/6/99) Low 21 vs #2 UT (2/26/04) & #2 UT (1/7/01)	54 by Illinois (1/8/97) 12 by UNO (12/21/05)
Points 2nd Half:	High 61 vs TCU (2/1/95) Low 15 vs #22 Auburn (1/25/04)	64 by #13 Georgia (2/23/06) 12 by South Alabama (11/20/98)
Total Points:	High 110 vs Providence (11/16/98) Low 42 vs. LSU (1/8/09)	100 by Illinois (1/8/97) 35 by Texas Southern (11/27/95)
Field Goals Made:	High 42 vs La.-Monroe (11/17/01) Low 15 vs. LSU (1/8/09)	36 by Illinois (1/8/97) 11 by St. Louis (12/18/96); ULM (11/17/01)
Field Goals Att:	High 102 vs Spartak (11/7/01) Low 46 vs Ole Miss (1/1/04)	81 by #17 Auburn (2/20/96) 38 by St. Louis (12/18/96)
FG Percentage:	High .618 vs La.-Monroe (11/17/01) Low .250 (15-60) vs. LSU (1/8/09)	.644 by Missouri (12/30/97) .260 by S.F. Austin (2/13/96)
3-Pt Field Goals:	High 15 vs Providence (11/16/99) Low 0 vs St. Mary's (12/2/94)	13 vs. Florida (3/19/09) 0 by several (most rec., #3 LSU, 2/2/06)
3-Pt FG Attempted:	High 32 vs #2 Tennessee (2/26/04) Low 1 vs St. Mary's (12/2/94)	31 by #16 Georgia (2/8/04) 1 by LSU (2/7/94)
3-Pt FG Percentage:	High .875 vs Vanderbilt (1/23/00) Low .000 vs St. Mary's (12/2/94)	.643 by #2 Tennessee (2/26/04) .000 by several (most rec., LSU, 1/8/09)
Free Throws:	High 33 vs Ohio St. (11/19/95) Low 2 vs #22 Auburn (1/25/04); #20 Vandy (1/8/06) 2 vs. MVSU (12/5/08), 2 at KSU (12/6/08)	25 by five (most rec., #3 LSU, 2/19/06) 2 by Miss Valley (2/13/02)
Free Throws Att.:	High 43 vs. Miss Valley (2/13/02) Low 5 vs #22 Auburn (1/25/04)	38 by #2 Tenn. (2/7/95) 3 by Alcorn (12/31/96)
Free Throw Pct.:	High 1.000 vs #24 Florida (1/16/06) Low .222 (2-9) vs. MVSU (12/5/08)	1.000 by UK [6-6] (2/4/95); UL [9-9] (11/21/98) .143 by Florida A&M (11/24/95)
Offensive Rebounds:	High 28 vs UTPA (2/15/94) Low 5 vs Miss. St. (2/26/95)	31 by #2 Tennessee (12/17/98) 4 by #14 LSU (2/11/01); Memphis (12/1/01)
Defensive Rebounds:	High 34 vs Howard (2/15/01); UNO (12/17/93) Low 8 vs. Georgia (2/20/98)	40 by #2 Tennessee (2/26/04) 9 by Kentucky (1/16/00)
Total Rebounds:	High 67 vs. Spartak (11/7/01) Low 25 vs #2 Tenn. (2/7/95)	61 by Tulsa (12/2/05) 22 by Kentucky (1/16/00)
Assists:	High 29 vs Providence (11/16/98); ULM (11/17/01) Low 4 vs. LSU (1/8/09)	29 by Northwestern St. (11/15/95) 4 by La-Monroe (11/17/01)
Blocked Shots:	High 11 vs USC (2/8/07), Ole Miss (2/4/07) Low 0 at Georgia (2/8/09)	10 by #6 Florida (2/8/01) NA
Steals:	High 28 vs Western Ky. (11/28/04) Low 2 vs. Ole Miss (3/15/09)	20 by Northwestern St. (11/15/95) 0 by #6 Tennessee (12/29/96)
Turnovers:	High 27, four times (McNeese, 12/30/04) Low 7 vs #8 Vanderbilt (1/31/02)	45 by Alabama State (11/19/04) 3 by Western Michigan (12/9/01)
Personal Fouls:	High 29 vs La-Monroe (11/17/01) Low 8 vs LSU (1/6/98)	34 by Oklahoma (WNIT) (3/14/99) 11 by Wofford (2/10/97)

TOP WOMEN'S HOME CROWDS

(DH games are not included -- Walton games in Bold)

- 14,163 Wisconsin** 3/23/99 (UA 67-64)
(WNIT Championship; Est. new WNIT all-game mark)
- 11,486 LSU** 1/19/03 (UA 78-72)
(Arkansas upsets #2 in front of top regular-season crowd)
- 11,410 Auburn** 2/8/98 (UA 71-63)
(Women in Sport Day draws record crowd on TV)
- 11,014 Tennessee** 1/30/03 (UT 92-79)
(#4 holds off furious UA comeback; w/LSU first b-2-b 10K)
- 9,041 Drake** 3/20/99 (UA 80-56)
(WNIT semifinals; turnout lands UA championship)
- 8,506 Vanderbilt** 2/19/95 (UA 73-71)
(Johnson with 2.2 in OT for win, VU #8)
- 8,461 SW Missouri** 12/29/93 (UA 69-66)
(Wilson's last second shot for win, SMSU #23)
- 8,288 Tennessee** 12/29/96 (UA 77-75)
(UT #6, def. & future nat. champions, UA #22)
- 8,212 Tennessee** 2/7/95 (UT 87-67)
(Top 20 showdown; UA #20, UT #2)
- 7,878 Vanderbilt** 1/18/98 (UA 85-80)
(Another OT thriller with Commodores, VU #6)
- 7,721 Florida** 1/28/95 (UA 72-66)
(In-season back-to-back top 25 wins, UF #13)
- 7,541 Kentucky** 1/25/97 (UA 88-55)
(Girl Scout and Springdale days)
- 7,427 Kentucky** 2/4/95 (UA 62-56)
(Bloomer double-double)
- 7,318 Miss. State** 2/26/95 (UA 86-63)
(Senior day and camper reunion day)
- 7,160 S. Carolina** 1/12/03 (UA 67-58)
(UA rips #13 USC; begins best SEC start to date)
- 7,122 Ole Miss** 2/16/97 (UA 71-62)
(Turnout WNBA coach of year Van Chancellor's last at Walton)
- 7,121 Georgia** 2/24/02 (UA 66-45)
(Senior Day produces first home win over Georgia, UG #23)
- 7,025 Colorado** 11/21/95 (CU 73-71)
(Preseason WNIT title game, CU #11)
- 6,980 South Carolina** 2/12/09 (UA 58-54)
(2nd of five consecutive SEC wins)
- 6,847 SW Missouri** 12/10/95 (UA 65-58)
(Another Ozark shootout runs UA mark to 9-1)
- 6,819 Texas** 1/8/91 (UA 76-61)
(W.A.R. II night, UT #15, Barnhill high game)
- 6,714 Kentucky** 1/30/99 (UA 74-69)
(Crowd lifts Arkansas to overtime win)
- 6,698 Georgia** 2/20/00 (UG 72-69)
(#3 UG trails at halftime, escapes with win late)
- 6,687 Tennessee** 1/7/01 (UT 76-61)
(Tennessee ranked #2, Arkansas rallies in second)
- 6,680 Georgia** 2/24/96 (UG 87-54)
(Georgia ranked #2, clinches SEC title)
- 6,549 Auburn** 1/22/94 (AU 66-57)
(Auburn ranked #23)
- 6,335 Georgia** 2/20/98 (UG 86-81)
(Senior Night provides an overtime nail biter)
- 6,330 S. Carolina** 1/24/98 (UA 86-67)
(Girl Scout Day and Parents Weekend)
- 6,327 Texas** 1/24/90 (UT 84-75)
(W.A.R. I night, Texas ranked #5)
- 6,234 Kentucky** 2/6/00 (UA 83-70)
(Elementary Day and National Bring a Kid to the Game)
- 6,197 Vanderbilt** 1/14/96 (VU 65-60)
(First of two 1996 games with AP's #2 team)
- 5,847 LSU** 2/11/92 (UA 74-66)
(Border W.A.R. night)
- 5,839 Tennessee** 2/20/05 (UT 84-71)
(Tennessee ranked #6, but not highest ranked team at UA)
- 5,579 Ole Miss** 1/30/05 (UT 84-71)
(SweatHawks promotion, Ole Miss SEC west partner)
- 5,536 Tennessee** 12/17/98 (UT 82-62)
(Holdslaw avenges loss in final game at UA)
- 5,465 Ole Miss** 2/24/01 (UA 82-64)
(Senior Night, UA leads wire-to-wire to snap UM streak)

RAZORBACK RECORDS

LANDMARK FAYETTEVILLE GAMES

DATE	OPPONENT	RESULT	DATE	OPPONENT	RESULT
1st Game Dec. 11, 1976	John Brown	UA 75-67	350th Game Feb. 8, 2004	Georgia	UA 71-63
50th Game Jan. 2, 1982	Kansas State	UA 68-53	400th Game Dec. 29, 2008	Western Ill.	UA 70-53
100th Game Jan. 14, 1986	Houston	UA 66-60	1st Win Dec. 11, 1976	John Brown	UA 75-67
150th Game Feb. 7, 1989	Texas	UT 67-87	50th Win Feb. 5, 1983	Middle Tenn.	UA 73-72
175th Game Jan. 9, 1992	Colorado	UA 65-51	100th Win Dec. 19, 1987	SW Missouri	UA 85-71
194th Game Mar. 1, 1993	Oral Roberts	UA 96-60*	150th Win Dec. 4, 1992	North Texas	UA 105-58
195th Game Dec. 8, 1993	DePaul	UA 80-68!	200th Win Dec. 31, 1996	Alcorn St.	UA 90-56
200th Game Jan. 19, 1994	Tulane	UA 71-59	250th Win Feb. 24, 2001	Ole Miss	UA 82-64
250th Game Feb. 10, 1997	Wofford	UA 76-39	300th Win Jan. 26, 2006	#24 Florida	UA 69-63
300th Game March 21, 2000	Ga. Tech	UA 78-67			

**First women's game in Barnhill Arena; !First women's game in Bud Walton Arena*

BARNHILL ARENA

It seemed appropriate that the final basketball event at John Barnhill Arena was a women's basketball game and a women's basketball banquet.

As fate would have it, it was a girls' basketball game back in 1977 that was the first hoops contest played in the newly-renovated and expanded home court for the Razorback men's and women's basketball.

Betsy Broyles' Fayetteville High team played days before the first men's or women's college game in what would become known as one of the most feared home courts in modern collegiate basketball.

The next year, Betsy would become the first high school recruit to accept a scholarship to play women's basketball at the University.

On Dec. 7, 1993, she and over 30 former letterwinners returned for A Moment in Time, a banquet to honor women's basketball in Barnhill. It was the evening prior to the women's opener in Bud Walton Arena against DePaul.

During the 17 years between her first and most recent appearances in Barnhill, The Barn was the site of many great moments of women's basketball history.

Arkansas was undefeated in its first home season (6-0) and in three subsequent years (1981-82, 1982-83 and 1990-91).

The women's basketball team set its home consecutive win streak at 21 games from 1981 to 1984.

That streak was broken with 23 in the early 1990s, and for a brief period of time, Barnhill Arena was the home of the longest active women's home winning streak.

Since the start of the NCAA era in 1982-83, only eight unranked teams managed wins in Barnhill (out of 118 who tried).

Some 194 women's varsity collegiate basketball games were played in Barnhill Arena, with the last game a 96-60 win over Oral Roberts on March 1, 1993.



The Razorbacks posted four perfect home seasons in Barnhill Arena. One of the most feared arenas in collegiate basketball history, Barnhill was home to women's basketball from its varsity inception in 1976 until the start of the 1993-94 season with the completion of Bud Walton Arena.

The last varsity basketball game played at Barnhill was a women's contest as Arkansas won an exhibition game over the Bulgarian team of Levski Total, 83-81, on Nov. 16, 1993.

The Spirit of Barnhill lives on both at Bud Walton Arena, and at Barnhill. "The Barn" received a new tenant in 1994 with the start of varsity volleyball at Arkansas. Thanks in large part to its home court advantage, the inaugural Razorback volleyball team won the SEC Western Division title providing a new banner for the old rafters. Gymnastics enjoyed a similar Barnhill boost in 2006. With the inaugural senior class, Arkansas upset national powerhouse UCLA to advance to the NCAA Championship at the Barnhill-hosted NCAA South Central Regional.



From the earliest days of the program, the Razorbacks proved to be one of the top draws in the country. This photo is from the 1982 showdown at Barnhill Arena with defending national champion Louisiana Tech, the first major crowd at Barnhill for women's basketball.

TEAM RECORDS

Points: 115 vs. Oral Roberts (2/19/87)
Rebounds: 74 vs. Mississippi Valley St. (11/24/89)
Field Goals Made: 45 vs. Cotley College (2/2/78)
vs. ORU (2/19/87)
Field Goals Attempted: 97 vs. Cotley (2/2/78)
Field Goal Percentage: .680 vs. Ole Miss (34 of 50) (12/15/90)
3-Pt. Goals: 8 vs. Alabama (2/22/92)
3-Pt. Goals Attempted: 21 vs. Alabama (2/22/92)
3-Pt. Goal Pct.: .625 vs. Miss Valley (5-8) (12/10/88)
Free Throws Made: 29 vs. Grambling (12/17/81)
Free Throws Attempted: 43 vs. Miss. Valley (11/24/89)
Free Throw Pct.: .950 vs. McNeese (21-22) (2/14/81)
Fouls: 31 vs. North Texas (12/4/92)
Assists: 30 vs. Northwestern (3/16/91)
Steals: 26 vs. TCU (1/11/83)
Turnovers: 32 vs. Grambling (12/17/81) vs. Eastern Okla (1/18/80)
Blocked Shots: 11 vs. SW Missouri (12/19/87)

INDIVIDUAL RECORDS

Points: 36, Shannon Jones (vs. Wash. St., 12/31/92)
Rebounds: 22, Shelly Wallace (vs. SMU, 2/13/88)
Field Goals Made: 14, Bettie Fiscus (vs Wichita, 2/20/82)
Shelly Wallace (vs. Texas Tech, 2/2/88)
Field Goals Attempted: 26, Debbie Roe (vs. Arkansas State, 2/28/78)
3-Pt. Goals: 6, Sha Hopson (vs. Auburn, 1/11/92)
3-Pt. Attempts: 10, Lisa Martin (vs. UH, 3/4/89)
Free Throws: 16, Shelly Wallace (vs. UH, 3/4/89)
Free Throw Att.: 20, Shelly Wallace (vs. UH, 3/4/89)
Free Throw Pct.: 1.000 (11 of 11) Delmonica DeHorney (vs. Northwestern, 3/16/91)
Assists: 14, Amber Nicholas (vs. Ole Miss, 12/15/90)
Steals: 12, Amanda Holley (vs. TCU, 1/11/83)
Blocked Shots: 9, Robyn Irwin (vs. SW Mo., 12/19/88)

ANNUAL TEAM LEADERS

POINTS

2008-09	C'eira Ricketts	402
2007-08	Ayana Brereton	344
2006-07	Lauren Ervin	395
2005-06	Dominique Washington	246
2004-05	Sarah Pfeifer	383
2003-04	Shameka Christon*	611
2002-03	Shameka Christon	496
2001-02	Shameka Christon	517
2000-01	Wendi Willits	430
1999-2000	Wendi Willits	451
1998-99	Wendi Willits	470
1997-98	Karyn Karlin	501
1996-97	Kimberly Wilson	434
1995-96	Kimberly Wilson	502
1994-95	Stephanie Bloomer	417
1993-94	Kimberly Wilson	384
1992-93	Shea Henderson	252
1991-92	Amber Nicholas	276
1990-91	Delmonica DeHorney*	583
1989-90	Delmonica DeHorney*	581
1988-89	Shelly Wallace	692
1987-88	Shelly Wallace	463
1986-87	Lanell Dawson	453
1985-86	Lanell Dawson	344
1984-85	Bettye Fiscus	554
1983-84	Amanda Holley	411
1982-83	Bettye Fiscus	476
1981-82	Bettye Fiscus	655
1980-81	Cheryl Orcholski	319
1979-80	Lita Stricklin	442
1978-79	Lita Stricklin	365
1977-78	Debbie Roe	300

REBOUNDS

2008-09	Whitney Jones	247
2007-08	Whitney Jones	211
2006-07	Lauren Ervin	319
2005-06	Melissa Hobbs	142
2004-05	Danielle Allen	166
2003-04	Shameka Christon	195
2002-03	Shameka Christon	194
2001-02	Shameka Christon	193
2000-01	Lonniya Bragg	221
1999-2000	Lonniya Bragg	204
1998-99	Lonniya Bragg	168
1997-98	Karyn Karlin	181
1996-97	Karyn Karlin	193
1995-96	Sytia Messer	177
1994-95	Stephanie Bloomer	225
1993-94	Yolanda Dickson	199
1992-93	Stephanie Bloomer	168
1991-92	Stephanie Bloomer	144
1990-91	Blair Savage	217
1989-90	Delmonica DeHorney	203
1988-89	Shelly Wallace*	381
1987-88	Shelly Wallace	329
1986-87	Bronwyn Wynn	121
1985-86	Sheila Burkes	194
1984-85	Monica Brown	106
1983-84	Amanda Holley	187
1982-83	Amanda Holley	212
1981-82	Bettye Fiscus	282
1980-81	Monica Van Parys	183
1979-80	Lita Stricklin	190
1978-79	Lita Stricklin	175
1977-78	Marsha Lackey-Vining	173

ASSISTS

2008-09	C'eira Ricketts	125
2007-08	Brittney Vaughn	128
2006-07	Brittney Vaughn	176
2005-06	Brittney Vaughn	120
2004-05	Kristin Peoples	96
2003-04	Rochelle Vaughn	156
2002-03	Lakishia Harper	150
2001-02	Amy Wright	205
2000-01	Amy Wright	198
1999-2000	Amy Wright	142
1998-99	Amy Wright	172
1997-98	Christy Smith	146
1996-97	Christy Smith	131
1995-96	Kimberly Wilson	127
1994-95	Christy Smith	133
1993-94	Shea Henderson	123
1992-93	Shea Henderson	68
1991-92	Amber Nicholas	89
1990-91	Amber Nicholas	180
1989-90	Amber Nicholas	169
1988-89	Donna Wilson	186
1987-88	Donna Wilson	146
1986-87	Tracy Webb	173
1985-86	Tracy Webb	86
1984-85	Tracy Webb	104
1983-84	Tracy Webb	61
1982-83	Cheryl Orcholski	101
1981-82	Doris Gaiser	61
1980-81	Leah Gordon	91
1979-80	Kathy Caton	72
1978-79	Kathy Caton	62
1977-78	Marsha Lackey-Vining	74

STEALS

2008-09	C'eira Ricketts	82
2007-08	Brittney Vaughn	58
2006-07	Brittney Vaughn	71
2005-06	Brittney Vaughn	43
2004-05	Rochelle Vaughn	63
2003-04	Rochelle Vaughn	57
2002-03	India Lewis	68
2001-02	India Lewis	72
2000-01	Amy Wright	54
1999-2000	Karyn Karlin	47
1998-99	Amy Wright	38
1997-98	Christy Smith	54
1996-97	Karyn Karlin	55
1995-96	Kelly Johnson	49
1994-95	Christy Smith	89
1993-94	Shea Henderson	74
1992-93	Shea Henderson	58
1991-92	Amber Nicholas	66
1990-91	Sally Moore	68
1989-90	Amber Nicholas	67
1988-89	Shelly Wallace	70
1987-88	Juliet Jackson	61
1986-87	Tracy Webb	95
1985-86	Tracy Webb	70
1984-85	Tracy Webb	68
1983-84	Amanda Holley	54
1982-83	Bettye Fiscus	57
1981-82	Bettye Fiscus	76
1980-81	Connie Fitzgerald	80
1979-80	Lita Stricklin	88
1978-79	Sandy Scranton	54

FIELD GOAL PCT.

(Min. 100 att.)		
2008-09	Whitney Jones (131-277)	.473
2007-08	Lauren Ervin (99-186)	.532
2006-07	Lauren Ervin (158-279)	.566
2005-06	Whitney Jones (70-146)	.480
2004-05	Danielle Allen (120-257)	.467
2003-04	Ruby Vaden (98-174)	.563
2002-03	Ruby Vaden (94-207)	.454
2001-02	Shameka Christon (197-418)	.471
2000-01	Lonniya Bragg (138-252)	.548
1999-2000	Lonniya Bragg (127-214)	.594
1998-99	Lonniya Bragg (115-204)	.564
1997-98	Karen Jones (61-109)	.560
1996-97	Shaka Massey (119-231)	.515
1995-96	Shaka Massey (162-283)	.571
1994-95	Karen Jones (65-107)	.608
1993-94	Kelly Johnson (119-220)	.541
1992-93	Blair Savage (89-182)	.489
1991-92	Blair Savage (108-212)	.509
1990-91	Del. DeHorney (227-359)	.632
1989-90	Del. DeHorney (219-349)	.628
1988-89	Shelly Wallace (267-426)	.627
1987-88	Del. DeHorney (146-243)	.601
1986-87	Shelly Wallace (99-191)	.518
1985-86	Monica Brown (118-217)	.544
1984-85	Bettye Fiscus (219-439)	.500
1983-84	Bettye Fiscus (158-296)	.534
1982-83	Amanda Holley (183-344)	.532
1981-82	Kim Bunge (160-328)	.488
1980-81	Mary Munsch (100-211)	.474
1979-80	Lita Stricklin (179-352)	.508
1978-79	Lita Stricklin (109-229)	.475

FREE THROW PCT.

(Min. 50 att.)		
2008-09	Charity Ford (43-59)	.729
2007-08	Lauren Ervin (45-55)	.818
2006-07	Sarah Pfeifer (55-68)	.809
2005-06	Kristin Peoples (50-62)	.807
2004-05	Sarah Pfeifer (89-126)	.706
2003-04	S. Christon (126-166)	.759
2002-03	India Lewis (93-109)	.853
2001-02	India Lewis (62-74)	.838
2000-01	Wendi Willits (65-78)	.833
1999-2000	Wendi Willits (80-94)	.851
1998-99	Wendi Willits (70-87)	.805
1997-98	Christy Smith (119-143)	.832
1996-97	Kimberly Wilson (57-68)	.838
1995-96	Kimberly Wilson (67-78)	.859
1994-95	Christy Smith (134-149)**	.899
1993-94	Kelly Johnson (59-74)	.7972
1992-93	Angela Davis (60-73)	.822
1991-92	Amber Nicholas (49-56)	.875
1990-91	Amber Nicholas (53-66)	.803
1989-90	Amber Nicholas (46-53)	.868
1988-89	Shelly Wallace (158-220)	.718
1987-88	Robyn Irwin (58-83)	.699
1986-87	Tracy Webb (116-145)	.800
1985-86	Debra Williams (45-61)	.738
1984-85	Bettye Fiscus (61-83)	.735
1983-84	Cheryl Orcholski (49-58)	.845
1982-83	Bettye Fiscus (114-151)	.755
1981-82	Connie Fitzgerald (57-69)	.826
1980-81	Mary Munsch (48-66)	.727
1979-80	Lita Stricklin (84-135)	.622
1978-79	Donna Bucella (31-44)	.689



Kim Bunge

THREE-POINT PCT.

(Min. 40 att.)		
2008-09	Ayanna Brereton (27-32)	.404
2007-08	Brittney Vaughn (28-65)	.431
2006-07	D. Washington (64-173)	.370
2005-06	Kristin Peoples (27-61)	.443
2004-05	Sheree Thompson (30-92)	.326
2003-04	Shameka Christon (47-129)	.364
2002-03	Shameka Christon (29-81)	.358
2001-02	India Lewis (89-271)	.328
2000-01	Wendi Willits (87-215)	.405
1999-2000	India Lewis (66-166)	.398
1998-99	Wendi Willits (104-226)*	.460
1997-98	Wendi Willits (52-146)	.356
1996-97	Kimberly Wilson (57-153)*	.373
1995-96	Kimberly Wilson (89-192)	.464
1994-95	Kimberly Wilson (60-167)	.359
1993-94	Kimberly Wilson (61-161)	.379
1992-93	Angela Davis (12-34)*	.353
1991-92	Sha Hopson (19-43)	.442
1990-91	Amber Nicholas (41-86)	.477
1989-90	Amber Nicholas (31-71)	.437
1988-89	Amber Nicholas (18-46)	.391
1987-88	Lisa Martin (23-59)	.390
1986-87	Juliet Jackson (1-6)!	.167

!—Best on team

(Cumulative statistics for the 1976-77 and 1977-78 seasons are incomplete. Three-point goals began in women's collegiate basketball with the 1986-87 season.)

* - Also led the conference

** - Also led the nation



Kimberly Wilson

CAREER STATISTICAL RANKINGS



Bettye Fiscus

POINTS

NAME (CAREER)	YR	GP	PTS
1) Bettye Fiscus (81-85)	4	112	2,073
2) Shameka Christon (00-04)	4	123	1,951
3) Del. DeHorney (87-91)	4	115	1,785
4) Kimberly Wilson (93-97)	4	120	1,733
5) Shelly Wallace (85-89)	4	119	1,583
6) Wendi Willits (97-01)	4	131	1,574
7) Christy Smith (94-98)	4	111	1,459
8) Karyn Karlin (96-00)	4	111	1,441
9) Tracy Webb (83-87)	4	117	1,403
10) Dana Cherry (99-03)	4	130	1,389

REBOUNDS

NAME (CAREER)	YR	GP	REB
1) Shelly Wallace (85-89)	4	119	1,013
2) Bettye Fiscus (81-85)	4	112	785
3) Blair Savage (89-93)	4	114	771
4) Shameka Christon (00-04)	4	123	714
5) Whitney Jones (05-09)	4	119	697
6) Stephanie Bloomer (91-95)	4	105	691
7) Monica Brown (83-87)	4	103	684
8) Amanda Holley (81-84)	3	94	683
9) Lonniya Bragg (97-01)	4	129	658
10) Karyn Karlin (96-00)	4	111	647
11) Del. DeHorney (87-91)	4	115	644
12) Kim Bunge (79-83)	4	114	636
13) Sheila Burkes (83-87)	4	115	615
14) Sytia Messer (95-99)	4	128	603
15) Dana Cherry (99-03)	4	130	563
16) Kelly Johnson (92-96)	4	113	534
17) Monica Van Parys (78-82)	4	103	527
18) Sarah Pfeifer (02-08)	6	129	502
19) Kimberly Wilson (93-97)	4	120	499
Karen Jones (94-98)	4	125	499
21) Lauren Ervin (06-08)	2	47	495
22) Erma Greer (82-85)	4	111	483
23) Yolanda Dickson (90-94)	4	97	459
24) Amber Nicholas (88-92)	4	117	428
25) Kristin Moore (01-05)	4	89	423
26) Rochelle Vaughn (02-06)	4	120	419
27) Tennille Adams (95-99)	4	127	396
28) Tracy Webb (83-87)	4	117	388

THE NEXT TEN

11) Sytia Messer (95-99)	4	128	1,379
12) India Lewis (99-03)	4	128	1,308
13) Juliet Jackson (86-90)	4	120	1,213
14) Amber Nicholas (88-92)	4	117	1,209
15) Stephanie Bloomer (91-95)	4	105	1,159
16) Amanda Holley (81-84)	3	94	1,154
17) Monica Brown (83-87)	4	103	1,145
18) Cheryl Orcholski (80-84)	4	123	1,125
19) Kelly Johnson (92-96)	4	113	1,109
20) Blair Savage (89-93)	4	114	1,072

1,000 POINT CLUB

21) Sarah Pfeifer (02-08)	6	124	1,056
22) Kim Bunge (79-83)	4	114	1,047
23) Lonniya Bragg (97-01)	4	129	1,036

OVER 500

24) Whitney Jones (05-09)	4	119	961
25) Rochelle Vaughn (02-06)	4	120	894
26) Lanell Dawson (85-87)	2	59	858
27) Shea Henderson (90-94)	4	92	807
28) Brittney Vaughn (04-08)	4	129	750
29) Karen Jones (94-98)	4	125	748
30) Sheila Burkes (83-87)	4	115	742
Lita Stricklin (78-80)	2	45	742
32) Amy Wright (98-02)	4	131	703
33) Monica Van Parys (78-82)	4	103	700
34) Kristin Peoples (03-06)	3	71	683
35) Shaka Massey (95-97)	2	60	676
36) Lauren Ervin (06-08)	2	47	651
37) Marsha Lackey-Vining (76-78)	2	39	642
38) Tennille Adams (95-99)	4	127	637
39) Lakishia Harper (99-03)	4	125	607
40) Robyn Irwin (86-89)	3	74	606
41) Connie Fitzgerald (79-83)	4	116	595
42) Christi Willson (87-91)	3	87	587
43) Ruby Vaden (02-05)	3	70	585
44) Allyson Twigg (90-95)	4	104	571
45) Treva Christensen (94-99)	4	118	560
46) Yolanda Dickson (90-94)	4	97	558
47) Bronwyn Wynn (85-87)	2	61	538
48) Tammy Siefkes (79-81)	2	48	524



Shelly Wallace

29) Joy Dillard (76-79)	3	53	381
30) Wendi Willits (97-01)	4	131	373



Amy Wright

ASSISTS

NAME (CAREER)	YR	GP	AST.
1) Amy Wright (98-02) *	4	131	717
2) Amber Nicholas (88-92)	4	117	538
3) Christy Smith (94-98)	4	111	507
4) Tracy Webb (83-87)	4	117	444
5) Brittney Vaughn (04-08)	4	129	424
6) Rochelle Vaughn (02-06)	4	120	421
7) Donna Wilson (87-89)	2	58	332
Kimberly Wilson (93-97)	4	120	332
9) Cheryl Orcholski (80-84)	4	123	323
10) Juliet Jackson (86-90)	4	120	313
11) India Lewis (99-03)	4	128	276
12) Christi Willson (87-91)	3	87	268
13) Lakishia Harper (99-03)	4	125	257
14) Shea Henderson (90-94)	4	92	252
15) Blair Savage (89-93)	4	114	233
16) Kristin Peoples (03-06)	3	71	229
17) Wendi Willits (97-00)	4	131	228
18) Sally Moore (89-91)	2	61	215
19) Doris Gaiser (81-85)	4	119	210
20) Sytia Messer (95-99)	4	128	208

* -- Amy Wright's 717 career assists also ranks seventh all-time in SEC history

FIELD GOALS

NAME (CAREER)	YR	GP	FGM
1) Bettye Fiscus (81-85)	4	112	794
2) Shameka Christon (00-04)	4	123	726
3) Del. DeHorney (87-91)	4	115	667
4) Shelly Wallace (85-89)	4	119	621
5) Kimberly Wilson (93-97)	4	120	616
6) Karyn Karlin (96-00)	4	111	553
7) Dana Cherry (99-00)	4	130	563
8) Tracy Webb (83-87)	4	117	509
9) Wendi Willits (97-01)	4	131	505
10) Juliet Jackson (86-90)	4	120	500

FIELD GOAL ATT.

NAME (CAREER)	YR	GP	FGA
1) Shameka Christon (00-04)	4	123	1,641
2) Bettye Fiscus (81-85)	4	112	1,591
3) Kimberly Wilson (93-97)	4	120	1,394
4) Wendi Willits (97-01)	4	131	1,260
5) Sytia Messer (95-99)	4	128	1,244
6) Dana Cherry (99-03)	4	130	1,212
7) Karyn Karlin (96-00)	4	111	1,180
8) Tracy Webb (83-87)	4	117	1,131
9) Juliet Jackson (86-90)	4	120	1,128
10) India Lewis (99-03)	4	128	1,120



Christy Smith

FIELD GOAL PCT.

NAME (CAREER)	FG/FGA	.PCT
1) Del. DeHorney (87-91)	667-1096	.609
2) Karen Jones (94-98)	238-408	.583
3) Shelly Wallace (85-89)	621-1074	.578
4) Lonniya Bragg (97-01)	405-727	.557
5) Shaka Massey (95-97)	281-514	.547
6) Lanell Dawson (85-87)	354-666	.535
7) Monica Brown (83-87)	473-912	.519
8) Sally Moore (89-91)	159-307	.518
9) Lauren Ervin (06-08)	257-499	.515
10) Sha Hopson (90-92)	198-388	.510



Delmonica DeHorney

* -- Amy Wright's 717 career assists also ranks sixth all-time in SEC history

CAREER STATISTICAL RANKINGS

FREE THROWS

NAME (CAREER)	YR	GP	FTM
1) Bettye Fiscus (81-85)	4	112	485
2) Christy Smith (94-98) *	4	111	461
3) Del. DeHorney (87-91)	4	115	451
4) Tracy Webb (83-87)	4	117	384
5) Shelly Wallace (85-89)	4	119	341
6) Shameka Christon (00-04)	4	123	335
7) Karyn Karlin (96-00)	4	111	333
8) Sytia Messer (95-99)	4	128	329
9) Steph. Bloomer (91-95)	4	105	320
10) Dana Cherry (99-03)	4	130	293

* -- Ranks 10th in SEC history

FREE THROW ATT.

NAME (CAREER)	YR	GP	FTA
1) Del. DeHorney (87-91)	4	115	648
2) Bettye Fiscus (81-85)	4	112	622
3) Christy Smith (94-98)	4	111	551
4) Tracy Webb (83-87)	4	117	526
5) Shelly Wallace (85-89)	4	119	518
6) Shameka Christon (00-04)	4	123	488
7) Sytia Messer (95-99)	4	128	458
8) Steph. Bloomer (91-95)	4	105	454
9) Karyn Karlin (96-00)	4	111	453
10) Kim Bunge (79-83)	4	114	405

FREE THROW PCT.

(Min. 100 FTA)

NAME (CAREER)	FG/FGA	.PCT
1) Amber Nicholas (88-92)	174-206	.847
2) Christy Smith (94-98)	461-551	.837
3) India Lewis (99-03)	213-259	.822
4) Wendi Willits (97-01)	248-302	.818
5) Kimberly Wilson (93-97)	234-287	.815
6) Kelly Johnson (92-96)	227-279	.814
7) Cheryl Orcholski (80-84)	221-275	.804
8) Bettye Fiscus (81-85)	485-622	.780
9) Mary Munsch (80-84)	104-135	.770
10) Angela Davis (91-93)	106-138	.768

THREE-POINT GOALS

NAME (CAREER)	YR	GP	3PM
1) Wendi Willits (97-01) *	4	131	316
2) Kimberly Wilson (93-97) **	4	120	267
3) India Lewis (99-03) **	4	128	267
4) Christy Smith (94-98)	4	111	156
5) Shameka Christon (00-04)	4	123	144
6) Rochelle Vaughn (02-06)	4	120	127
7) Amber Nicholas (88-92)	4	117	121
8) Sytia Messer (95-99)	4	128	112
9) Dominique Washington (05-07)	2	59	109
10) Kristin Peoples (03-06)	3	71	85

* -- Ranks second in SEC history

** -- Tied for seventh in SEC history

THREE-POINT ATTEMPTS

NAME (CAREER)	YR	GP	3PA
1) India Lewis (99-03) *	4	128	787
2) Wendi Willits (97-01) **	4	131	771
3) Kimberly Wilson (93-97)	4	120	673
4) Christy Smith (94-98)	4	111	465
5) Rochelle Vaughn (02-06)	4	120	456
6) Shameka Christon (00-04)	4	123	427
7) Sytia Messer (95-99)	4	128	412
8) Rochelle Vaughn (02-)	3	92	318
9) Dominique Washington (05-07)	2	59	306
10) Amber Nicholas (88-92)	4	117	291

* -- Ranks fourth in SEC history

** -- Ranks fifth in SEC history

THREE-POINT PCT.

(Min. 150 3PA)

NAME (CAREER)	FG/FGA	.PCT
1) Amber Nicholas (88-92)	112-291	.416
2) Wendi Willits (97-01)	316-771	.409
3) Kimberly Wilson (93-97)	267-673	.397
4) Lisa Martin (87-89)	66-179	.368
5) Dominique Washington (05-07)	109-306	.356
6) India Lewis (99-03)	267-787	.339
7) Shameka Christon (00-04)	144-427	.337
8) Christy Smith (94-98)	156-465	.336
9) Leslie Howard (05-07)	71-230	.309
10) Shanna Harmon (00-04)	77-261	.295

STEALS

NAME (CAREER)	YR	GP	ST
1) Tracy Webb (83-87)	4	117	293
2) Christy Smith (94-98)	4	111	239
3) Amber Nicholas (88-92)	4	117	220
4) India Lewis (99-03)	4	128	210
5) Rochelle Vaughn (03-06)	4	120	207
6) Shameka Christon (00-04)	4	123	206
7) Bettye Fiscus (81-85)	4	112	205
Connie Fitzgerald (79-83)	4	116	205
9) Juliet Jackson (86-90)	4	120	195
10) Amy Wright (98-02)	4	131	194

BLOCKED SHOTS

NAME (CAREER)	YR	GP	BS
1) Del. DeHorney (87-91)	4	115	235
2) Shameka Christon (00-04)	4	123	162
3) Amanda Holley (81-84)	3	94	147
4) Whitney Jones (05-09)	4	119	132
5) Stephanie Bloomer (91-95)	4	105	126
6) Kim Bunge (79-83)	4	114	116
7) Lauren Ervin (06-08)	2	46	103
8) Bronwyn Wynn (85-87)	2	58	81
9) Karyn Karlin (96-00)	4	111	79
10) Robyn Irwin (86-89)	3	74	73

SCORING AVERAGE

NAME (CAREER)	GP	PTS	AVG
1) Bettye Fiscus (81-85)	112	2073	18.5
2) Marsha Lackey-Vining (76-78)	39	642	16.5
3) Lita Stricklin (78-80)	45	742	16.0
4) Shameka Christon (00-04)	123	1951	15.9
5) Del. DeHorney (87-91)	115	1785	15.5
6) Lanell Dawson (85-87)	59	858	14.5
7) Kimberly Wilson (93-97)	120	1733	14.4
8) Lauren Ervin (06-08)	46	651	14.2
9) Shelly Wallace (85-89)	119	1583	13.3
10) Karyn Karlin (96-00)	111	1441	13.0

REBOUNDING AVERAGE

NAME (CAREER)	GP	REB	AVG
1) Lauren Ervin (06-08)	46	495	10.8
2) Shelly Wallace (85-89)	119	1013	8.5
3) Lita Stricklin (78-80)	45	365	8.1
4) Pat Keck (76-77)	16	126	7.9
5) Marsha Lackey-Vining (76-78)	39	297	7.6
6) Amanda Holley (81-84)	94	683	7.3
7) Joy Dillard (76-79)	53	381	7.2
8) Bettye Fiscus (81-85)	112	785	7.0
9) Blair Savage (89-93)	114	771	6.8
10) Monica Brown (83-87)	103	684	6.6



THE FACE BEHIND THE RECORD

3-Pointers -- Wendi Willits

Since the introduction of the bonus basket for women's basketball in 1986, there has never been an outside shooter like Fort Cobb, Okla., native Wendi Willits -- either at Arkansas or in the Southeastern Conference. Willits broke the Arkansas career records of Kimberly Wilson early in her senior year, finishing her career just shy of the SEC's all-time record held by LSU's Cornelia Gayden. Willits has several SEC seconds to Gayden. Her 104 treys as a sophomore was one short of the SEC mark, and she ranks second for threes in a SEC game. Both prolific and accurate, she is No. 2 in attempts and No. 2 in percentage for a career at Arkansas. In 1999, she was top five in the NCAA in both three-pointers per game and percentage, earning her the Ed Steitz Award as the nation's top female three-point shooter.

RAZORBACK RECORDS

THE FACE BEHIND THE RECORD



Tracy Webb makes one of her Arkansas career record 293 steals. Webb also led her team in steals three of her four years at Arkansas.

Career Steals -- Tracy Webb

Batesville, Ark., native Tracy Webb stole more than the basketball during her four-year career. Aside from 293 basketballs, Webb stole the show and the hearts of Razorback fans as one of the most popular on-the-court personalities of the mid-1980s. The first true point guard star, Webb finished her career holding almost all the Razorback assist and steal records. She was the first women's basketball player at Arkansas to earn "first team" all-Southwest Conference honors, a distinction that began her senior season. She was also one of the first three Razorbacks named conference player of the week. Her junior-season team was the first in school history to earn a NCAA berth, and her senior-season team crushed the NWIT field by a 16-point average as she was named the tournament MVP.

RECORDS ON RECORDS

In the Arkansas record book, there are 71 overall individual and 52 class records.

MOST INDIV. RECORDS HELD:

Shelly Wallace, 12
Bettye Fiscus & Wendi Willits, 8
Delmonica DeHorney, Amy Wright,
Christy Smith & Shameka Christon, 5

MOST CLASS RECORDS HELD:

Shelly Wallace, 8
Delmonica DeHorney & Bettye Fiscus, 7
Amy Wright & India Lewis, 5
Amanda Holley, 4

MOST INDIV. SEC GAME RECORDS HELD:

Shameka Christon, 21
Christy Smith, 14
Lauren Ervin, 10

MOST INDIV. SWC GAME RECORDS HELD:

Shelly Wallace, 24
Delmonica DeHorney, 10

OLDEST INDIVIDUAL RECORD:

Most field goal attempts in a game: 27 by
Pat Keck vs. North Arkansas, 11/19/76

OLDEST CLASS RECORD:

Most sophomore rebounds in a game: 19 by
Lita Stricklin vs. NE Okla., 1/20/79

CAREER LEADER STATISTICS



SHAMEKA CHRISTON'S CAREER STATS

YEAR	GP-GS	FG-FGA	PCT.	3P-3PA	PCT.	FT-FTA	PCT.	REB	AVG	PF/D	A	TO	BLK	ST	PTS	AVG
00-01	32/24	117/289	.405	37/113	.327	56/72	.778	132	4.1	90/2	20	64	29	47	327	10.2
01-02	31/29	197/418	.471	31/104	.298	92/133	.692	193	6.2	74/0	25	60	52	61	517	16.7
02-03	32/32	193/434	.445	29/81	.358	81/117	.692	194	6.1	88/3	47	101	35	50	496	15.5
03-04	28/28	219/500	.438	47/129	.364	126/166	.759	195	7.0	81/3	49	91	46	48	611	21.8
TOTAL	123/113	726/1641	.442	144/427	.337	335/488	.687	714	5.8	333/8	141	316	162	206	1951	15.9



DELMONICA DEHORNEY'S CAREER STATS

YEAR	GP-GS	FG-FGA	PCT.	3P-3PA	PCT.	FT-FTA	PCT.	REB	RPG	PF-DQ	A	TO	BK	ST	PTS	PPG
87-88	28-22	146-243	.601	0-0	-	117-170	.688	167	6.0	98-9	6	50	54	30	409	14.6
88-89	26-4	75-145	.517	0-0	-	62-88	.705	94	3.6	78-4	14	28	28	4	212	8.2
89-90	29-28	219-349	.628	0-0	-	143-213	.671	203	7.0	97-7	24	57	83	21	581	20.0
90-91	32-32	227-359	.632	0-0	-	129-177	.729	177	5.5	77-2	13	72	70	31	583	18.2
TOTAL	115-86	667-1096	.609	0-0	-	451-648	.696	641	5.6	350-22	57	207	235	86	1785	15.5



BETTIE FISCUS' CAREER STATS

YEAR	GP-GS	FG-FGA	PCT.	3P-3PA	PCT.	FT-FTA	PCT.	REB	RPG	PF-DQ	A	TO	BK	ST	PTS	PPG
81-82	35-35	236-486	.486	n/a	-	183-229	.799	282	8.1	76-2	34	85	11	76	655	18.7
82-83	26-25	181-370	.489	n/a	-	114-151	.755	189	7.3	56-1	42	68	7	57	476	18.3
83-84	23-22	158-296	.534	n/a	-	72-94	.766	137	6.0	45-1	29	49	0	27	388	16.9
84-85	28-28	219-439	.500	n/a	-	116-148	.784	177	6.3	45-0	38	50	1	45	554	19.8
TOTAL	112-110	794-1591	.499	n/a	-	485-622	.780	785	7.0	222-4	143	252	19	205	2073	18.5



KARYN KARLIN'S CAREER STATS

YEAR	GP-GS	FG-FGA	PCT.	3P-3PA	PCT.	FT-FTA	PCT.	REB	RPG	PF-DQ	A	TO	BK	ST	PTS	PPG
96-97	28/25	121/244	.496	1/4	.250	76/102	.745	193	6.9	65/0	37	39	35	55	319	11.4
97-98	33/33	198/411	.482	0/0	.000	105/143	.734	181	5.5	83/1	35	65	24	49	501	15.2
98-99	18/18	109/232	.470	0/3	.000	70/93	.753	113	6.3	47/1	13	45	10	24	288	16.0
99-00	32/26	125/293	.427	1/3	.333	82/115	.713	160	5.0	78/0	36	55	10	47	333	10.4
TOTAL	111/102	553/1180	.469	2/10	.200	333/453	.735	647	5.8	273/2	121	204	79	175	1441	13.0



JULIET JACKSON'S CAREER STATS

YEAR	GP-GS	FG-FGA	PCT.	3P-3PA	PCT.	FT-FTA	PCT.	REB	RPG	PF-DQ	A	TO	BK	ST	PTS	PPG
86-87	32-4	74-179	.413	1-6	.167	21-34	.618	50	1.6	47-1	49	63	0	39	170	5.3
87-88	28-21	97-225	.431	3-14	.216	36-62	.581	63	2.3	57-1	77	83	1	61	233	8.3
88-89	30-29	171-335	.510	4-8	.500	45-74	.608	95	3.2	66-2	90	79	1	56	403	13.4
89-90	30-26	158-389	.406	4-19	.211	87-115	.757	114	3.8	97-7	97	59	0	39	407	13.6
TOTAL	120-80	500-1128	.443	12-47	.255	189-285	.663	322	2.7	267-11	313	284	2	195	1,213	10.1



SYTIA MESSER'S CAREER STATS

YEAR	GP-GS	FG-FGA	PCT.	3P-3PA	PCT.	FT-FTA	PCT.	REB	RPG	PF-DQ	A	TO	BK	ST	PTS	PPG
95-96	34/14	102/290	.352	26/100	.260	64/99	.647	177	5.2	65/2	39	90	6	45	294	8.7
96-97	28/24	94/259	.363	22/97	.227	58/83	.699	123	4.4	65/0	40	50	4	60	268	9.6
97-98	33/32	140/354	.396	37/121	.306	97/137	.708	141	4.3	93/4	78	94	10	39	414	12.6
98-99	33/26	133/341	.390	27/94	.287	110/139	.791	162	4.9	93/2	51	85	4	34	403	12.2
TOTAL	128/96	469/1244	.377	112/412	.272	329/458	.718	603	4.7	316/8	208	319	24	178	1379	10.8



AMBER NICHOLAS' CAREER STATS

YEAR	GP-GS	FG-FGA	PCT.	3P-3PA	PCT.	FT-FTA	PCT.	REB	RPG	PF-DQ	A	TO	BK	ST	PTS	PPG
88-89	30-3	79-178	.444	18-46	.391	26-31	.839	61	2.0	63-0	99	61	1	29	202	6.7
89-90	30-30	128-292	.438	31-71	.437	46-53	.868	131	4.4	69-4	169	116	3	67	333	11.1
90-91	32-32	152-308	.494	41-86	.477	53-66	.803	118	3.7	56-1	180	96	1	58	398	12.4
91-92	25-25	98-255	.384	31-88	.352	49-56	.875	118	4.7	60-2	89	100	1	66	276	11.0
TOTAL	117-90	457-1033	.442	121-291	.416	174-206	.845	428	3.7	248-7	537	373	5	220	1209	10.3



2004 SEC Player of the Year



Kodak All-America Honorable Mention



Third-Team All-America



Kodak All-America



Arkansas Career Record Holder
Wade Trophy Finalist



1997 SEC Freshman of the Year



Two-time All-SWC



Arkansas Career Record Holder



CoSIDA Academic All-America



NCAA Woman of the Year for State of Arkansas

CAREER LEADER STATISTICS



SARAH PFEIFER'S CAREER STATS

YEAR	GP-GS	FG-FGA	PCT.	3P-3PA	PCT.	FT-FTA	PCT.	REB	AVG	PF/D	A	TO	BLK	ST	PTS	AVG
02-03	29/6	43/86	.500	1/1	1.000	30/47	.638	87	3.0	50/1	18	31	10	16	117	4.0
03-04	3/3	8/17	.471	0/0	.000	4/8	.500	8	2.7	5/0	1	1	2	3	20	6.7
04-05	31/17	147/330	.446	0/0	.000	89/126	.706	147	4.7	83/3	32	50	22	36	383	12.4
05-06	Redshirt due to injury															
06-07	31/14	98/255	.384	0/4	.000	55/68	.809	112	3.6	84/6	32	49	14	24	251	8.1
07-08	30/14	104/265	.392	23/82	.280	54/78	.692	211	4.9	80/3	55	58	24	17	285	9.5

TOTAL	124/54	400/953	.415	24/87	.276	232/327	.709	565	4.5	301/13	138	189	72	96	1056	8.5
-------	--------	---------	------	-------	------	---------	------	-----	-----	--------	-----	-----	----	----	------	-----



CHRISTY SMITH'S CAREER STATS

YEAR	GP-GS	FG-FGA	PCT.	3P-3PA	PCT.	FT-FTA	PCT.	REB	AVG	PF/D	A	TO	BLK	ST	PTS	AVG
94-95	30/30	117/307	.381	40/113	.354	134/149	.899	76	2.5	60/1	133	134	2	89	408	13.6
95-96	22/22	111/276	.402	31/102	.304	110/138	.797	73	3.3	47/0	97	88	1	44	363	16.5
96-97	28/27	100/273	.366	45/134	.336	98/121	.810	68	2.4	57/0	131	82	1	52	343	12.3
97-98	31/31	93/255	.365	40/116	.345	119/143	.832	77	2.5	67/0	146	89	2	54	345	11.1

TOTAL	111/110	421/1111	.379	156/465	.336	461/551	.837	294	2.7	231/1	507	393	6	239	1459	13.1
-------	---------	----------	------	---------	------	---------	------	-----	-----	-------	-----	-----	---	-----	------	------



SHELLY WALLACE'S CAREER STATS

YEAR	GP-GS	FG-FGA	PCT.	3P-3PA	PCT.	FT-FTA	PCT.	REB	AVG	PF/D	A	TO	BLK	ST	PTS	AVG
85-86	29-2	71-137	.518	n/a	-	40-64	.625	132	4.6	53-0	15	35	5	17	182	6.3
86-87	32-14	99-191	.518	n/a	-	48-94	.511	171	5.3	73-2	32	49	2	31	246	7.7
87-88	28-26	184-320	.575	0-0	-	95-140	.679	329	11.8	84-1	94	94	16	51	463	16.5
88-89	30-30	267-426	.627	0-0	-	158-220	.718	381	12.7	79-2	63	67	12	70	692	23.1

TOTAL	119-72	621-1074	.578	0-0	-	341-518	.658	1013	8.5	289-5	204	245	35	169	1583	13.5
-------	--------	----------	------	-----	---	---------	------	------	-----	-------	-----	-----	----	-----	------	------



TRACY WEBB'S CAREER STATS

YEAR	GP-GS	FG-FGA	PCT.	3P-3PA	PCT.	FT-FTA	PCT.	REB	AVG	PF/D	A	TO	BLK	ST	PTS	AVG
83-84	27-5	69-158	.437	n/a	-	75-109	.688	59	2.2	86-4	61	96	4	51	213	7.9
84-85	28-27	127-264	.481	n/a	-	102-142	.718	96	3.4	79-6	104	126	1	68	356	12.7
85-86	30-29	148-353	.419	n/a	-	91-130	.700	117	3.9	87-5	86	98	1	70	327	12.6
86-87	32-30	165-358	.461	1-7	.143	116-145	.800	116	3.6	73-5	173	135	0	95	447	14.0

TOTAL	117-91	509-1133	.449	1-7	.143	384-526	.730	388	3.3	325-20	424	455	6	284	1343	11.5
-------	--------	----------	------	-----	------	---------	------	-----	-----	--------	-----	-----	---	-----	------	------



KIMBERLY WILSON'S CAREER STATS

YEAR	GP-GS	FG-FGA	PCT.	3P-3PA	PCT.	FT-FTA	PCT.	REB	RPG	PF-DQ	A	TO	BK	ST	PTS	PPG
93-94	29-13	134-330	.406	61-161	.379	55-69	.797	130	4.5	66-0	50	79	5	41	384	13.2
94-95	29-27	149-355	.420	60-167	.359	55-72	.764	120	4.1	61-0	52	84	4	33	413	14.2
95-96	34-34	173-343	.504	89-192	.464	67-78	.859	133	3.9	66-1	127	119	9	39	502	14.8
96-97	28-27	160-366	.437	57-153	.373	57-68	.838	116	4.1	69-1	103	86	3	42	434	15.5

TOTAL	120-101	616-1394	.442	267-673	.397	234-287	.815	499	4.2	262-2	332	368	21	155	1733	14.4
-------	---------	----------	------	---------	------	---------	------	-----	-----	-------	-----	-----	----	-----	------	------



WENDI WILLITS' CAREER STATS

YEAR	GP-GS	FG-FGA	PCT.	3P-3PA	PCT.	FT-FTA	PCT.	REB	RPG	PF-DQ	A	TO	BK	ST	PTS	PPG
97-98	33/5	69/201	.343	52/146	.356	33/43	.767	66	2.0	31/0	40	41	1	23	223	6.8
98-99	33/32	148/322	.460	104/226	.460	70/87	.805	110	3.3	41/0	54	61	5	28	470	14.2
99-00	32/30	149/370	.403	73/184	.397	80/94	.851	96	3.0	48/1	74	66	9	23	451	14.1
00-01	33/30	139/367	.379	87/215	.405	65/78	.833	101	3.1	41/0	60	49	7	29	430	13.0

TOTAL	131/97	505/1260	.401	316/771	.410	248/303	.818	373	2.8	161/1	228	218	22	103	1574	12.0
-------	--------	----------	------	---------	------	---------	------	-----	-----	-------	-----	-----	----	-----	------	------



AMY WRIGHT'S CAREER STATS

YEAR	GP-GS	FG-FGA	PCT.	3P-3PA	PCT.	FT-FTA	PCT.	REB	RPG	PF-DQ	A	TO	BK	ST	PTS	PPG
98-99	34/33	41/115	.357	7/35	.200	42/65	.646	62	1.8	81/2	172	113	5	38	131	3.9
99-00	32/30	47/123	.382	10/31	.323	40/59	.678	50	1.6	82/2	142	109	4	36	144	4.5
00-01	33/31	84/184	.457	9/30	.300	62/102	.608	106	3.2	75/0	198	124	12	54	239	7.2
01-02	32/31	64/196	.327	7/33	.212	76/117	.650	99	3.1	66/0	205	101	6	66	211	6.6

TOTAL	131/125	236/618	.382	33/129	.256	220/343	.641	317	2.4	304/4	717	447	27	194	725	5.5
-------	---------	---------	------	--------	------	---------	------	-----	-----	-------	-----	-----	----	-----	-----	-----



Arkansas Career Record Holder
Most Seasons Played



Four-time All-America Honorable Mention



NCAA Woman of the Year for State of Arkansas
SEC Freshman of the Year for State of Arkansas



Kodak All-America Honorable Mention



First-team All-SWC



Arkansas Career Record Holder



Three-time All-SEC & All-SEC freshman team
Led the SEC in 3pt pct. in 1996



Arkansas Career Record Holder
Led the SEC in 3pt pct. & 3pt made for 1999



Arkansas Career Record Holder

RAZORBACK RECORDS

ARKANSAS ALL-AMERICANS

ASSOCIATED PRESS ALL-AMERICA

- 2003-04 Shameka Christon, Third Team
- 1997-98 Christy Smith, honorable mention
- 1996-97 Christy Smith, honorable mention
- 1995-96 Christy Smith, honorable mention
- 1994-95 Christy Smith, honorable mention

KODAK ALL-AMERICA HONORS

- 2003-04 Shameka Christon, honorable mention all-America; All-District III
- 1990-91 Delmonica DeHorney, All-America; All-District VI
- 1988-89 Shelly Wallace, honorable mention All-America; All-District VI

OTHER ALL-AMERICA HONORS

- 2008-09 C'eira Ricketts, Second Team
(Full Court Press Freshman All-America team)
- 2003-04 Shameka Christon
(Wooden Award All-American; finalist, Wade Trophy and Naismith awards; *Street & Smith's* high honorable mention preseason All-America; Wooden Award preseason All-America)
- 2002-03 Shameka Christon
(*Street & Smith's* high honorable mention preseason all-America; *Basketball Times* honorable mention All-America; Women's Basketball News Service All-America)
- 2001-02 Shameka Christon
(*Street & Smith's* honorable mention preseason all-America; *Basketball Times*, honorable mention All-America)
Amy Wright
(Women's Basketball News Service preseason)
- 1998-99 Karyn Karlin
(Women's Basketball News Service All-American, 2nd team)
- 1997-98 Christy Smith
(Women's Basketball News Service All-American, 2nd team; WBNS preseason All-American)
Karyn Karlin
(Women's Basketball News Service All-American, 3rd team)
- 1996-97 Christy Smith
(Women's BB News Service; Athlon Sports, Lindy's, 2nd team preseason All-American)
- 1995-96 Christy Smith
(ESPN Basketball Top 5; Women's Basketball News Service, 2nd team preseason All-America)
Sytia Messer & Shaka Massey
(PRIME Network Freshman All-America)
- 1994-95 Christy Smith
(Women's Basketball News Service, 2nd team; WBNS Freshman All-America, 1st team)
Kimberly Wilson & Stephanie Bloomer
(Women's Basketball News Service, preseason all-America)
- 1990-91 Delmonica DeHorney
(*USA TODAY* top 15; *Street & Smith's*, 1st team; *Dick Vitale's Basketball*, 2nd team)
Amber Nicholas
(*Street & Smith's BB Yearbook*, honorable mention).
- 1988-89 Shelly Wallace
(American Women's Sports Federation, 2nd team; *Street & Smith's*, honorable mention)
- 1987-88 Delmonica DeHorney
(American Women's Sports Federation, Freshman All-America Team)
- 1985-86 Lanell Dawson
(American Women's Sports Federation, Freshman All-America Team;
Women's Basketball Yearbook Freshman All-America, honorable mention)

COSIDA ACADEMIC ALL-AMERICA

- 2007-08 Sarah Pfeifer, national ballot
- 2006-07 Sarah Pfeifer, national ballot
- 2005-06 Kristin Peoples, 3rd Team
- 2004-05 Kristin Peoples, national ballot
- 1990-91 Amber Nicholas, 2nd Team
- 1989-90 Amber Nicholas, 3rd Team

COSIDA ACADEMIC ALL-DISTRICT

- 2007-08 Sarah Pfeifer, 1st Team
Brittney Vaughn, 2nd Team
- 2006-07 Sarah Pfeifer, 1st Team
- 2005-06 Kristin Peoples, 1st Team
- 2004-05 Kristin Peoples, 1st Team
Sarah Pfeifer, 2nd Team
- 1990-91 Amber Nicholas, 1st Team
Sally Moore, 2nd Team



SHAMEKA CHRISTON
2004 Associated Press
All-America Third Team
2004 Kodak All-America HM



CHRISTY SMITH
1995, 1996, 1997 & 1998
Associated Press All-America
Honorable Mention



SHELLY WALLACE
1989 Kodak All-America HM



DELMONICA DEHORNEY
1991 Kodak All-America

KRISTIN PEOPLES
2006 CoSIDA Academic All-America
Third Team

AMBER NICHOLAS
1990 & 1991
CoSIDA Academic All-America



ALL - SOUTHEASTERN CONFERENCE

The All-Southeastern Conference team is selected by the league coaches and has changed twice in the recent seasons. Since the league's inception, the team was composed of a first- and second-team of 10 players each. In 2003, only 10 players -- five first, five second -- were selected. In 2004, 16 players -- eight first and eight second -- were chosen, the format which continues today. Five freshmen are chosen to the all-freshman team (with the exception of 1999). In addition, the academic team for the SEC, the SEC Academic Honor Roll, is chosen each season. After 2001, the honor roll is one year out of sequence to allow seniors to earn fourth-year honors. Recent additions to the team structure were made in 2003 with the Community Service Team, 2004 with Scholar-Athlete of the Year and Defensive Player of the Year, 2006 saw the first Freshmen of the Week and 2008 a five-player all-defensive team.

2009

C'eira Ricketts, Co-Freshman of the Year
C'eira Ricketts, second team
Charity Ford, Community Service Team
Lyndsay Harris, Freshman All-SEC
Lyndsay Harris, freshman academic honor roll
Charity Ford, Sixth Player of the Year
Ayanna Brereton, academic honor roll
Brittney Richardson, academic honor roll
Ashlea Williams, academic honor roll

2008

Brittney Vaughn, All-Defense Team
Sarah Pfeifer, academic honor roll
Brittney Vaughn, academic honor roll

2007

Lauren Ervin, second team
Sarah Pfeifer, Scholar-Athlete of the Year
Sarah Pfeifer, Community Service Team
Leslie Howard, academic honor roll
Sarah Pfeifer, academic honor roll
Brittney Vaughn, academic honor roll

2006

Rochelle Vaughn, Community Service Team
Kristin Peoples, academic honor roll
Melissa Hobbs, academic honor roll
Brittney Vaughn, academic honor roll

2005

Sarah Pfeifer, Scholar-Athlete of the Year
Sarah Pfeifer, Community Service Team
Sarah Pfeifer, academic honor roll
April Seggebruch, academic honor roll
Rochelle Vaughn, academic honor roll
Kristin Peoples, academic honor roll
Melissa Hobbs, academic honor roll
Adrienne Bush, academic honor roll

2004

Shameka Christon, Player of the Year & first-team
Kristin Peoples, Freshman All-SEC & academic honor roll
Shanna Harmon, Good Works Team
Sarah Pfeifer, academic honor roll
April Seggebruch, academic honor roll
Rochelle Vaughn, academic honor roll

2003

Shameka Christon, second team, Good Works
Ruby Vaden, Freshman All-SEC
India Lewis, academic honor roll
Shanna Harmon, academic honor roll

2002

Shameka Christon, second team
Dana Cherry, second team
Celia Anderson, academic honor roll
Wendi Willits, academic honor roll
Shanna Harmon, academic honor roll

2001

Shameka Christon, Freshman All-SEC
Wendi Willits, academic honor roll
Celia Anderson, academic honor roll

2000

Wendi Willits, second team
Celia Anderson, academic honor roll
Karyn Karlin, academic honor roll
Brandi Whitehead, academic honor roll
Wendi Willits, academic honor roll
Amy Wright, academic honor roll

1999

Karyn Karlin, second team
Karyn Karlin, academic honor roll
Wendi Willits, academic honor roll

1998

Christy Smith, first team
Karyn Karlin, second team
Karyn Karlin, academic honor roll
Carrie Satterfield, academic honor roll
Christy Smith, academic honor roll
Tiffany Wright, academic honor roll

1997

Christy Smith, second team
Kimberly Wilson, second team
Karyn Karlin, SEC Freshman of the Year & Freshman All-SEC
Kimberly Wilson, academic honor roll
Christy Smith, academic honor roll
Shaka Massey, academic honor roll
Carrie Parker, academic honor roll
Taqueta Roberson, academic honor roll
Tiffany Wright, academic honor roll

1996

Kimberly Wilson, second team
Shaka Massey, freshman All-SEC
Sytia Messer, freshman All-SEC
Christy Smith, academic honor roll

1995

Christy Smith, Freshman of the Year
2nd team All-SEC; consensus all-fresh.
Kimberly Wilson, second team
Stephanie Bloomer, second team

1994

Kimberly Wilson, freshman All-SEC

1993

Angela Davis, academic honor roll
Blair Savage, academic honor roll

1992

Amber Nicholas, academic honor roll
Blair Savage, academic honor roll

ALL-SEC TOURNAMENT

2003 Shameka Christon
2002 Shameka Christon



SEC PLAYER OF THE WEEK

2009 C'eira Ricketts, Five Times (freshman)*
Charity Ford, Feb. 20
2008 Lauren Ervin, Dec. 5 & Dec. 31
2007 Brittney Vaughn, Dec. 18
Donica Cosby, Nov. 27 (freshman)
2006 Whitney Jones, Dec. 1 (freshman)
2004 Shameka Christon, Jan. 19, Feb. 9 (co)
2003 Shameka Christon, Jan. 20
India Lewis, Dec. 2, 2002
2001 Wendi Willits, Jan. 25
2000 Karyn Karlin, Feb. 7
Dana Cherry, Dec. 13, 1999
1998 Christy Smith, Jan. 12
1995 Christy Smith, Jan. 30
1994 Kimberly Wilson, Rookie of the Week
1992 Sha Hopson, Jan. 16

*Ties SEC Record

ASSOCIATED PRESS ALL-SOUTHEASTERN CONFERENCE

Starting with the 1998 season, the Associated Press women's basketball writers voted All-Southeastern Conference team.

2009 C'eira Ricketts, honorable mention
2008 Brittney Vaughn, honorable mention
2004 Shameka Christon, Player of the Year & first team
2003 Shameka Christon, second team
India Lewis, third team
2002 Shameka Christon, Dana Cherry, hm
2001 Wendi Willits, third team
1999 Karyn Karlin, second team
1998 Christy Smith, first team

Even though she was one of the most prolific assist-makers at Arkansas, leading the SEC her junior season, Brittney Vaughn had the distinction of being the first Razorback women's basketball player named to the SEC All-Defense team. She led Arkansas in steals for three-consecutive seasons, and was voted by the league's 12 coaches to the defensive squad as a senior in 2008. Her top season for both steals (71) and assists (176) was her junior campaign in 2006-07.

NCAA WOMAN OF THE YEAR

Started in 1991 to recognize female athletes, the NCAA Woman of the Year program showcases individuals who have been standouts in athletics, academics and community service.

The Razorback women's basketball team has three university and statewide selections in the NCAA Woman of the Year program.

The University of Arkansas has produced 10 of the first 11 Women of the Year for the state, including the first top

10 national finalist for the state of Arkansas -- track and field All-American Jessica Dailey.

Each NCAA member institution selects its university-wide Woman of the Year. Those nominations are forwarded to the state level where a panel of journalists and NCAA officials vote to select a representative for the state at the national level. These 51 state Women of the Year are honored at the NCAA Woman of the Year banquet where a top 10 and a single



Amber Nicholas 1992 State Winner
Blair Savage 1993 State Winner
Christy Smith 1998 State Winner

national Woman of the Year are chosen.

ALL-SOUTHWEST CONFERENCE

The All-Southwest Conference team selected by the league coaches was composed of five players from 1983-86. Starting in 1987, two five-player teams were chosen. In 1988, an academic team, co-sponsored by GTE, was started.

1991

- Delmonica DeHorney, 1st Team, Player of the Year
- Amber Nicholas, 1st Team, Academic Team
- Blair Savage, 2nd Team
- Sha Hopson, All-Newcomer Team

1990

- Delmonica DeHorney, 1st Team, Player of the Year
- Juliet Jackson, 2nd Team
- Amber Nicholas, 2nd Team, Acad. Team
- Sue Pack, Academic Team
- John Sutherland, Coach of the Year

1989

- Shelly Wallace, 1st Team
- Juliet Jackson, 2nd Team
- John Sutherland, Coach of the Year

1988

- Shelly Wallace, 1st Team
- Delmonica DeHorney, 2nd Team, Newcomer of the Year
- Cindy Daley, Academic Team

1987

- Tracy Webb, 1st Team
- Monica Brown, 2nd Team

1986

- John Sutherland, Coach of the Year

1985

- Bettye Fiscus

1984

- Amanda Holley

1983

- Bettye Fiscus

1982

- Bettye Fiscus, Kim Bunge

ALL-SWC TOURNAMENT

- 1991 Amber Nicholas, MVP
Delmonica DeHorney, Sha Hopson
- 1989 Shelly Wallace, Lisa Martin
- 1987 Tracy Webb, Bronwyn Wynn
- 1985 Bettye Fiscus
- 1984 Amanda Holley
- 1983 Bettye Fiscus

SWC PLAYER OF THE WEEK

- Player of the Week honors started in 1986-87.
- 1991 Delmonica DeHorney, Jan. 14, Feb. 21
Blair Savage, Dec. 17
 - 1990 Delmonica DeHorney, Jan. 9, Feb. 6 (co-player), Feb. 27
Amber Nicholas, Feb. 13 (co-player)
Blair Savage, Jan. 23
 - 1989 Shelly Wallace, Dec. 13, Dec. 20, Feb. 21
 - 1988 Shelly Wallace, Feb. 16, Feb. 23, Mar. 7
 - 1987 Bronwyn Wynn, Jan. 27
Tracy Webb, Feb. 17
Monica Brown, Feb. 24

A TEAM OF LEGENDS

Arkansas' 1990-91 team was filled with players that ranked as some of the greatest in SWC history. Along with sweeping the SWC regular season and Classic titles, the team had players that fill this page of All-SWC honorees, more than any other Arkansas team.

DELMONICA DEHORNEY

Two-time SWC Player of the Year, 1990 & 1991
 First-team All-SWC, 1988
 SWC Newcomer of the Year, 1988
 Second-Team All-SWC, 1991
 SWC Classic All-Tournament Team, Four-time SWC Player of the Week

AMBER NICHOLAS

MVP of 1991 SWC Classic, 1991 First-team All-SWC, 1990 Second-team All-SWC, 1990 SWC Player of the Week, Two-time SWC Academic Team

BLAIR SAVAGE

1991 Second-team All-SWC, Two-time SWC Player of the Week, SWC Academic Team

HEAD COACH JOHN SUTHERLAND

Three-time SWC Coach of the Year



SHA HOPSON

1991 SWC Newcomer Team, 1991 SWC Classic All-Tournament Team



SWC ALL-DECADE TEAM

Selected on the 10th anniversary of women's championships in the Southwest Conference.

First Team

Delmonica DeHorney

Second Team

Bettye Fiscus
 Shelly Wallace

NCAA WOMAN OF THE YEAR

Christy Smith, 1998
State of Arkansas and National Finalist
Blair Savage, 1993
State of Arkansas and National Finalist
Amber Nicholas, 1992
State of Arkansas and National Finalist

NCAA POSTGRADUATE SCHOLARSHIP

Amber Nicholas, 1992-93

WADE TROPHY

Shameka Christon, 2004 finalist
Amber Nicholas, 1992 nominee
Delmonica DeHorney, 1991 finalist
Bettye Fiscus, 1985 finalist

NAISMITH AWARD

Shameka Christon, 2003 ballot, 2004 finalist
Christy Smith, 1997 ballot
Christy Smith, 1996 finalist
Delmonica DeHorney, 1991 finalist

WOODEN AWARD

Shameka Christon, 2004 finalist

ED STEITZ AWARD

Wendi Willits, 1999

ESPN THREE-POINT CONTEST

Wendi Willits, 2001

SPORTS ILLUSTRATED PLAYER OF THE WEEK

Delmonica DeHorney, March 1, 1990

NATIONAL COACH OF THE YEAR

Gary Blair, Basketball Times, 1995
Women's BB News Service, 1995

USA BASKETBALL TEAM TRIALS

C'eira Ricketts, 2009
Shameka Christon, 2009
Ruby Vaden, 2003
Danielle Allen, 2003
Shameka Christon, 2001, 2002
Christy Smith, 1997
Shaka Massey, 1996



USA JUNIOR NATIONAL TEAM

Shameka Christon, 2001 (FIBA Jr World Bronze Medal)

USA YOUNG WOMEN'S TEAM

Ruby Vaden, 2003 team alternate
Shameka Christon, 2002 (COPABA Gold Medal)

WORLD UNIVERSITY GAMES

Christy Smith, 1997, Gold Medalist

JONES CUP

Gary Blair, 1996, Assistant Coach

OLYMPIC FESTIVAL TEAM

Gary Blair, 1996, North team,
head coach
Christy Smith, 1995, North team
Sha Hopson, 1991, South team



US SELECT TEAM TRIALS

Marsha Lackey-Vining, 1978
Debbie Roe, 1978
Shameka Christon, 2009

BELL ATLANTIC SCHOLAR-ATHLETE AWARD

Amber Nicholas, 1990

ENERGY POSTGRADUATE SCHOLARSHIP

Blair Savage, 1993

WBCA ROBIN ROBERTS AWARD

Brittney Vaughn, 2008

WBCA/HONDA ALL-STAR CHALLENGE

Christy Smith, 1998 (Selected, did not play due to F4)

ATHLETES IN ACTION (COLLEGE)

Sytia Messer, 1997 (Europe)
Kimberly Wilson, 1995 (Africa)
Cheryl Orcholski, 1983 (S. America)
John Sutherland, 1983
(Asst. Coach, Asia)



ATHLETES IN ACTION (PRO)

Karyn Karlin, 2000 & 2001
(USA Tour Team)
Christy Smith, 2000, 1998 (USA Tour Team)
Sytia Messer, 1999 (USA Tour Team)

ATHLETIC INT'L MINISTRIES

Karyn Karlin, 1999, Collegiate Athlete of the Year
Christy Smith, 1998, Collegiate Athlete of the Year

WNBA CAMP

Lauren Ervin, 2009
Brittney Vaughn, 2008
Shameka Christon, 2004
Amy Wright, 2002
Wendi Willits, 2001
Karyn Karlin, 2000
Christy Smith, 1998
Kimberly Wilson, 1997

U19 WORLD CHAMPIONSHIP

C'eira Ricketts, 2009

RAZORBACKS IN THE PROS

Celia Anderson
Alexander the Great (Greece), 2001

Lonniya Bragg
Atlanta Flame (WBCBL), 2006 (*MVP, 2006*)
Sundsvall Saints (Sweden), 2008

Dana Cherry
Charlotte Sting (WNBA) [23rd pick overall; 2nd round, 2003 draft]

Treva Christensen
Insolo (Finland), 2002

Shameka Christon
New York Liberty (WNBA), 2004-present
(*5th pick overall; 1st round, 2004 draft, WNBA All-Star Team, 2009*)
Rivas Futura (Spain) 2006
Elizur Ramla (Israel D. I), 2004-05
Hondarribia-Irun (Spain), 2008
Orenburg (Russia), 2009

Delmonica DeHorney
Japan Air Lines, 1991

Lauren Ervin
Connecticut Sun (WNBA), 2008-09
(*37th pick overall, 3rd round, 2008 draft*)
Sundsvall Saints (Sweden) 2009

Karyn Karlin
Birmingham Power (ABL), 2002
Miami Sol (WNBA), 2002 camp
BC Nokia (Finland), 2001
Calais (France), 2001

India Lewis
BL Levy (Holland), 2004

Shaka Massey
Charlotte Sting (WNBA), 2000
(*59th pick overall; 4th round, 2000 draft*)

Cheryl Orcholski
Columbus Minks (WBA), 1984 (*40th pick of 1984 draft*)

Christy Smith
Charlotte Sting (WNBA), 1998 & 1999
(*17th pick overall; 2nd round, 1998 draft*)

Brittney Vaughn
Minnesota Lynx (WNBA), 2008
Visby (Sweden), 2008-09

Rochelle Vaughn
Dallas Lady Diesel (WBCBL), 2006
Russia, 2008-09

Wendi Willits
Los Angeles Sparks (WNBA), 2001 [Free agent]

Amy Wright
Detroit Shock (WNBA), 2002 camp

RAZORBACK WOMEN'S BASKETBALL IN THE PROS



*Shameka Christon
New York Liberty
2004 WNBA Rookie Team
2009 WNBA All-Star Team*

ROOKIE IMPACT

All three of Arkansas' former standouts who made WNBA rosters have helped their teams into the WNBA Playoffs during their rookie seasons. Shameka Christon was part of the turnaround in New York as the Liberty made the WNBA Playoffs in 2004 and Christon was named to the WNBA Rookie Team. Christy Smith went from Final Four to WNBA Playoffs in the same year while Wendi Willits was a member of the LA Sparks' first WNBA Championship.

In the past seasons, Arkansas has sent nine of its star players into the professional ranks, with four of the most notable standouts helping their teams reach the WNBA playoffs during their rookie seasons.

The most recent draft pick, Lauren Ervin, joins her team in 2009. The Connecticut Sun drafted Ervin in the third round of the 2008 WNBA Draft even though the double-double post threat could not play the 2008 season due to a college career ending ACL injury.

Shameka Christon is the most successful Arkansas women's basketball player in the WNBA. The former SEC Player of the Year remains the highest drafted women's basketball player in Arkansas history when she was taken fifth overall in the first round by the New York Liberty. Playing in 33 of 34 regular-season games as a contributor from the bench, Christon helped the Liberty to a second-place finish in the Eastern Division in 2004 and was selected to the All-Star team in 2009.

Wendi Willits came home in 2001 with a World Championship ring as a member of the Los Angeles Sparks. Willits became the second Razorback to make a WNBA regular-season roster. Signed by the Sparks as a free agent, Willits survived the preseason games and graduation to make the opening day roster for L.A.

It was ironic that Willits' Sparks knocked off her former Arkansas' teammate's old WNBA team.

In 1998, Christy Smith became the first Razorback women's basketball player to go to the WNBA. She was the only WNBA player to go from the 1998 Women's Final Four to the 1998 WNBA Playoffs.

Her pro career in 1998 resembled her college days at Arkansas. Drafted 17th overall as the second-round pick of the Sting, Smith started the first 13 games of the WNBA season. Her rookie season looked promising until a broken right pinkie sidelined her for six games. She came back to start the season finale for the Sting, and played in the Stings' playoff series with eventual WNBA champion Houston.

In 2002, there were four former Arkansas players in WNBA camps. Joining Willits were three free agents, Amy Wright with the Detroit Shock and Karyn Karlin and Shaka Massey with the Miami Sol.

After the 2003 season, Dana Cherry joined Arkansas' WNBA draft list. While union negotiations prevented a draft camp, Cherry impressed the scouts during her senior season to become the 23rd player taken in the 2003 draft, selected by the Charlotte Sting.

Cherry's teammate India Lewis took her three-point shooting skills to The Netherlands to play for BV Lavy in Amsterdam in 2003 and 2004.

Arkansas isn't limited to the WNBA. Karyn Karlin had the chance to play with three pro teams in the year prior to her 2002 training camp appearance with the Sol -- the Finnish league before being picked up by Calais in the French league then on to the Birmingham Power of the National Women's Basketball League.

Celia Anderson signed to play with the Alexander the Great team based in Thessaloniki. Despite being the shortest American post in the league, Anderson led the Greek pro circuit in rebounding during the 2002 season. She has returned to Arkansas to pursue a master's degree.

Another member of the Final Four team, Treva Christensen saw action in the Finnish league in 2002 for the Insolo team.



*Wendi Willits
Los Angeles Sparks
2001 WNBA Champions*



*Christy Smith -- Charlotte Sting
1998 WNBA Playoffs*

ALL - TOURNAMENT TEAM SELECTIONS



Bettye Fiscus (back row standing at left) is the first Razorback women's basketball player to earn all-tournament. This is the all-tournament team from one of the great women's basketball tournaments of the early era, the Northern Lights Invitational hosted by University of Alaska-Anchorage.

2008-09 Commerce Bank Wildcat Classic

Whitney Jones, C'eira Ricketts, all-tournament
Junkanoo Jam
 Lyndsay Harris, all-tournament

2007-08 UTSA Thanksgiving Classic

Whitney Jones, Lauren Ervin, all-tournament
Blue Sky Holiday Classic (Dartmouth)
 Lauren Ervin, MVP
 Brittney Vaughn, all-tournament

2006-07 Hawaiian Airlines Rainbow Wahine Classic

Donica Cosby, all-tournament

2005-06 Florida International Holiday Classic

Kristin Moore, Rochelle Vaughn, all-tournament

2004-05 Flint Hills Resources Holiday Classic

Kristin Peoples, all-tournament

2003-04 LMU Thanksgiving Classic

Shameka Christon, MVP;
 Rochelle Vaughn, all-tournament

2002-03 Paradise Jam

India Lewis, Shameka Christon, all-tournament
Gene Hackerman (Rice)
 India Lewis, MVP
 Shameka Christon, all-tournament

2000-01 Rainbow Wahine Invitational

Wendi Willits, Lonniya Bragg, all-tournament

1999-2000 Princeton Invitational

India Lewis, all-tourn.; Wendi Willits, MVP

1998-99 Four in the Fall (WBCA)

Karyn Karlin, all-tournament
Arkansas Invitational
 Wendi Willits, all-tourn.; Karyn Karlin, MVP

Lady Griz Holiday Classic (Montana)

Kamara Stangle, all-tourn.; Karyn Karlin, MVP
Women's NIT
 Sytia Messer, all-tourn.; Lonniya Bragg, MVP

1997-98 Arkansas Dial Classic VII

Sytia Messer, all-tourn.; Karyn Karlin, MVP
NCAA West Regional
 Christy Smith, Treva Christensen, all-tourn.
 Sytia Messer, MVP

1996-97 Kona Classic

Karyn Karlin, Sytia Messer, all-tournament
Arkansas Dial Classic VI
 Kim Wilson, Shaka Massey, all-tourn.;
 Christy Smith, MVP

1995-96 Women's Pre-Season NIT

Christy Smith, Kimberly Wilson, all-tournament
Arkansas Dial Classic V
 Kimberly Wilson, Kelly Johnson, all-tourn.;
 Christy Smith, MVP

Dr. Pepper Holiday Classic (Baylor)

Kimberly Wilson, all-tourn.; Kelly Johnson,
 Hustle award; Christy Smith, MVP
National Women's Inv. Tournament
 Kimberly Wilson, all-tournament

1994-95 United States Olympic Festival

Christy Smith, all-tournament
Seven-Up/Desert Classic (UNLV)
 Stephanie Bloomer, all-tournament
 Kimberly Wilson, all-tournament & MVP
Arkansas Dial Classic IV
 Kim Wilson, Christy Smith, all-tournament
 Kelly Johnson, MVP
FIU Sun & Fun Tournament
 Stephanie Bloomer, all-tournament

RAZORBACK RECORDS

RAZORBACKS IN THE PROS CONTINUED

Former Kodak All-American Delmonica DeHorney played for Japan Air Lines for a season after she led the Razorbacks to the NCAA West Regional Finals in 1990 and the Sweet 16 in 1991. DeHorney also played pro ball briefly in France.

Smith was the second Lady'Back to participate in the WNBA predraft camp. Her former teammate, Kimberly Wilson, worked out during the first-ever predraft camp in 1997. Smith also holds the distinction of being the second Lady'Back drafted by an American pro league. Cheryl Orcholski was drafted by the Columbus Minks of the old Women's Basketball Association.

Drafted third round in 2008, Lauren Ervin will make her WNBA debut in 2009 after missing the season with her college career ending ACL injury. Photo by NBAE/Getty Images.



Sytia Messer



ALL - TOURNAMENT TEAM SELECTIONS

1993-94 Rainbow Wahine Classic

Stephanie Bloomer, all-tournament

Arkansas Dial Classic III

Stephanie Bloomer, all-tourn.;

Shea Henderson, MVP

1992-93 Arkansas Dial Classic II

Angela Davis, Blair Savage, all-tourn.;

Shea Henderson, MVP

1991-92 Arkansas Dial Classic

Angela Davis, Blair Savage, Amber

Nicholas, all-tournament; Nicholas, MVP

Lady Cougar Invitational (Houston)

Sha Hopson, all-tournament

1990-91 Arkansas Thanksgiving Tournament

Delmonica DeHorney, Amber Nicholas,

Christi Willson, all-tourn.; DeHorney, co-MVP

Washington State Dial Classic

Amber Nicholas, Delmonica DeHorney,

Blair Savage, Sally Moore, all-t.; Nicholas, MVP

Bell Atlantic Holiday (Rutgers)

Amber Nicholas, all-tournament

NCAA Midwest Regional

Delmonica DeHorney, all-tournament

1989-90 Arkansas Thanksgiving Tournament

Juliet Jackson, Sally Moore, Blair Savage,

all-tournament; Jackson and Moore, co-MVP

Arizona State Dial Classic

Juliet Jackson, Delmonica DeHorney,

all-tournament; Amber Nicholas, MVP



Juliet Jackson

NCAA West Regional

Delmonica DeHorney, all-tournament

1988-89 Auburn Dial Classic

Shelly Wallace, all-tournament

Ladyjack (SFA) Dial Classic

Shelly Wallace, all-tournament

1986-87 BG (Bowling Green) Invitational

Lanell Dawson, all-tournament

1985-86 Lady Rebel (Ole Miss) Dial Classic

Debra Williams, all-tournament

National Women's Inv. Tournament

Lanell Dawson, Monica Brown, all

tournament; Tracy Webb, MVP

1983-84 Minnesota Dial Classic

Bettye Fiscus, Amanda Holley

1982-83 Lady Razorback Invitational

Bettye Fiscus, MVP

1981-82 Lady Razorback Invitational

Bettye Fiscus, MVP

Northern Lights Invitational

Bettye Fiscus, all-tournament

1980-81 Lady Razorback Invitational

Kim Bunge, MVP

CONFERENCE, NATIONAL LEADERS

INDIVIDUAL -- NCAA DIVISION I

1995 Christy Smith, free throw % 89.9%

TEAM -- NCAA DIVISION I

1991 Field Goal Pct. 52.3%

INDIVIDUAL -- SEC

2004 Shameka Christon, scoring 611 pts/21.8 ppg

2002 India Lewis, 3pt made 89/2.8 per

1999 Wendi Willits, 3pt % 46.0%

Wendi Willits, 3pt made 104/3.2 per

1996 Kimberly Wilson, 3pt % 46.4%

1995 Christy Smith, free throw % 89.9%

TEAM -- SEC

2005 Steals 833/12.52 per

2000 3-Point Pct. 38.2%

1996 3-Point Pct. Defense 28.1%

1995 Free Throw Pct. 77.0%

1993 3-Point Pct. Defense 23.9%



Lonniya Bragg receives the 1999 Women's NIT MVP trophy from the tournament director

RAZORBACK RECORDS



Many tournament records from the early NCAA and AIAW eras are incomplete. If you are a former Razorback and know of additions or corrections for this list, please contact the Arkansas Media Relations Department.



Christy Smith and Kamara Stancel

WOMEN'S BASKETBALL 2009-10

YEAR-BY-YEAR RECORDS

RAZORBACK HISTORY

Year	OVERALL				SOUTHEASTERN				SOUTHWEST				Postseason	
	All Games	Home	Road	Neu.	Place	All	Home	Road	Place	All	Home	Road		
76-77	10-6	6-0	4-5	0-1										
77-78	14-9	8-1	5-5	1-3										
78-79	7-13	4-3	2-7	1-3										
79-80	15-10	7-3	7-4	1-3										SWIAIAW Regional
80-81	11-18	7-6	1-9	3-3										SWIAIAW Regional
81-82	26-10	12-0	6-7	8-3										AIAW Sweet 16
82-83	21-8	9-0	7-8	5-0					2nd	6-2	4-0	2-2		
83-84	20-9	11-2	6-6	3-1					3rd	11-5	7-1	4-4		
84-85	20-8	12-2	6-4	2-2					3rd	11-5	6-2	5-3		
85-86	22-8	11-1	9-6	2-1					2nd	13-3	7-1	6-2		NCAA First Round
86-87	20-12	10-1	6-8	4-3					2nd	12-4	7-1	5-3		NWIT Champion
87-88	13-15	9-4	3-9	1-2					4th	8-8	5-3	3-5		
88-89	22-8	9-2	10-4	3-2					2nd	13-3	7-1	6-2		NCAA First Round
89-90	25-5	11-3	12-1	2-1					t1st	15-1	7-1	8-0		NCAA Elite 8
90-91	28-4	14-0	9-3	5-1					1st	15-1	8-0	7-1		NCAA Sweet 16
91-92	11-14	9-3	1-10	1-1	11th	3-8	3-2	0-6						
92-93	13-14	10-4	3-9	0-1	t8th	4-7	3-3	1-4						
93-94	15-14	9-4	4-9	2-1	8th	3-8	2-3	1-5						
94-95	23-7	10-2	8-3	5-2	t4th	7-4	4-2	3-2						NCAA Second Round
95-96	21-13	14-4	5-6	2-3	10th	3-8	3-3	0-5						NWIT Fourth Place
96-97	18-10	12-3	3-6	3-1	7th	5-7	4-2	1-5						
97-98	22-11	10-3	6-5	6-3	t6th	7-7	4-3	2-5						NCAA Final Four
98-99	20-14	15-4	3-8	2-2	11th	5-9	3-4	2-5						WNIT Champion
99-00	17-15	12-5	4-8	1-2	10th	4-10	4-3	0-7						WNIT Semifinals
00-01	20-13	9-3	5-7	6-3	t6th	6-8	4-3	2-5						NCAA Second Round
01-02	20-12	12-2	4-8	4-1	7th	7-7	6-1	2-5						NCAA Second Round
02-03	22-11	12-2	5-6	5-3	7th	7-7	6-1	1-6						NCAA Second Round
03-04	16-12	7-4	7-7	2-1	9th	5-9	3-4	2-5						
04-05	17-14	10-4	3-8	4-2	11th	3-11	3-4	0-7						WNIT Second Round
05-06	13-15	9-4	2-10	2-1	t8th	5-9	4-3	1-6						
06-07	18-13	7-6	9-5	2-2	10th	3-11	1-6	2-5						
07-08	17-13	10-6	2-6	5-1	11th	2-12	1-6	1-6						
08-09	18-14	12-5	4-7	2-2	8th	6-8	3-4	3-4						WNIT Third Round
	595-372	329-96	171-214	95-61		85-150	61-57	24-93		104-32	58-10	46-22		
	All Games	Home	Road	Neutral		SEC	Home	Road		SWC	Home	Road		
TOTAL	967	4025	374	152		221	111	110		136	68	68		
WIN %	(.615)	(.774)	(.457)	(.625)		(.384)	(.550)	(.218)		(.765)	(.853)	(.676)		

PAST COACHING RECORDS

COACH	TENURE	YRS	GAMES	W-L	PCT	CONF.	PCT.	LEAGUE
Sharon Ogle	1976-78	2	39	24-15	.615	n/a	---	
Joan Henn	1978-81	3	74	33-41	.446	n/a	---	
Matilda Willis	1981-84	3	94	67-27	.713	17-7	.708	SWC
John Sutherland	1984-93	9	262	174-88	.664	87-25	.777	SWC
						7-15	.318	SEC
Gary Blair	1993-2003	10	318	198-120	.623	54-75	.419	SEC
Susie Gardner	2003-2007	4	118	64-54	.542	16-40	.286	SEC
Tom Collen	2008-Present	2	62	35-27	.574	8-224	.266	SEC



Ogle



Henn



Willis



Sutherland



Blair



Gardner



Collen

YEAR 1



1976-77

Front row, from left: Jeanette Cowherd, Deborah Cooper, Camille Yancey, Carol Ann Riggs, Joanie Johnston, Karen Osborne, Pat Keck; **back row, from left:** trainer Jerry Cohen, Debbie Roe, Marsha Lackey-Vining, Joyce Underdown, Joy Dillard, Celeste Holman, Tami Thompson, Deanna Barnes, manager Gail Saulsbury, head coach Sharon Ogle.

1976-77

Overall: 10-6

Home: 6-0; **Road:** 4-5; **Neutral:** 0-1

	UA	OPP	W/L
F, 11-19	North Arkansas CC!	67 70	L
W, 12-1	at John Brown	92 87	W
Sa, 12-4	at Bartlesville Wesleyan	68 19	W
Sa, 12-11	John Brown	76 57	W
Sa, 1-15	at Tulsa	47 55	L
Sa, 1-22	NE Oklahoma St.	62 61	W
F, 1-28	at Cottey College	73 44	W
Sa, 1-29	at SW Missouri St.	56 46	W
M, 1-31	at North Ark. CC	65 67	L
W, 2-2	Carl Albert CC	50 41	W
F, 2-4	at NE Oklahoma St.	54 63	L
Sa, 2-5	at Oral Roberts	37 69	L
M, 2-7	Arkansas Tech	53 49	W
Th, 2-10	at Arkansas Tech	51 54	L
Sa, 2-19	Bartlesville Wesleyan	108 29	W
Sa, 2-26	Tulsa	59 48	W



First home games at Barnhill Arena



WHAT IS THAT THING?

The graphs that appear next to each year of the program are sparklines that show in a single visual image the course of the season. Wins are above the line, losses below, with conference games set off from the regular season. These mini-graphics allow for comparing year-to-year easier, and illustrates runs and monthly performances clearer.

YEAR 2



1977-78

Front row, from left: Tamera Scherm, Mary Lynn Ederington, Peggy Price, Jeanette Cowherd, Carol Ann Riggs, Marsha Lackey-Vining, Camille Yancey; **back row:** manager Dianne Lewis, Sheila Burns, Kathy Rowland, Sherry Smith, Joy Dillard, Betsy Broyles, Debbie Roe, Melanie Browder, head coach Sharon Ogle, trainer Jerry Cohen.

1977-78

Overall: 14-9

Home: 8-1; **Road:** 5-5; **Neutral:** 1-3

	UA	OPP	W/L
F, 11-18	Ark. St.-Beebe!	62 58	W
Sa, 11-19	Eastern Oklahoma!	90 98	L
Tu, 11-22	at Tulsa	68 50	W
Th, 12-1	at John Brown	75 46	W
Tu, 12-6	at Pittsburg St.	67 52	W
F, 12-9	at UALR	74 54	W
Sa, 12-10	at Arkansas St.	59 67	L
W, 12-14	at Oklahoma	51 80	L
M, 1-9	at Oklahoma St.	53 56	L
Sa, 1-21	John Brown	70 57	W
Tu, 1-24	at NE Oklahoma St.	47 56	L
Th, 1-26	Tulsa	69 49	W
Tu, 1-31	at Arkansas Tech	65 74	L
Th, 2-2	Cottey College	97 29	W
Sa, 2-4	NE Oklahoma St.	72 60	W
Tu, 2-7	SW Missouri St.	66 35	W
F, 2-10	Baylor#	62 71	L
F, 2-10	Lamar#	50 55	L
Th, 2-16	Oral Roberts	71 88	L
Sa, 2-18	Oklahoma St.	55 47	W
Tu, 2-21	Arkansas Tech	61 51	W
F, 2-24	at Central Ark.	65 59	W
Th, 2-28	Arkansas St.	70 67	W

! — Basketball Festival, West Fork, Ark.

— Houston Tournament, Houston, Texas

COACH

SHARON OGLE

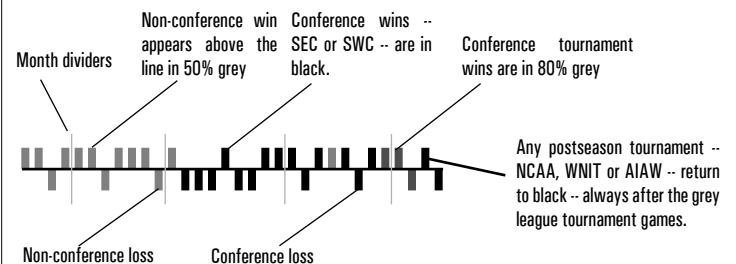
2 years, 24-15

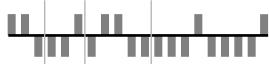
1976-1978

Tasked with starting the women's basketball team, Ogle in fact was restarting a program that existed briefly at the end of the 1960s as an "extramural" team. Aside from a continuous history of teams the following 30 years, the differences that set the 1976-77 team apart from previous squads to become the first varsity team were the official sanction of the Women's Athletics Department, membership in the AIAW -- the national women's collegiate rules body of the period -- and scholarship, albeit partial scholarships. Ogle also signed the first recruited athletes for women's basketball the next season.



RAZORBACK HISTORY





1978-79

Unfortunately, the University of Arkansas does not have a team photo of the 1978-79 team, only this newspaper clipping of a team photo. The members of the 1978-79 team were: Betsy Broyles, Donna Buccella, Kathy Caton, Trisha Cooper, Sharon Delph, L'Anna Howard, Marsha Johnson, Peggy Price, Debbie Roe, Sandy Scranton, Lita Stricklin, Monica Van Parys. The head coach was Joan Henn with assistant coach Judy Grayston. If any former players have a copy of the team photograph, we would like to copy it for our records. Please contact Bill Smith at the Athletic Media Relations office.

1978-79

Overall: 7-13

Home: 4-3; **Road:** 2-7; **Neutral:** 1-3

	UA	OPP	W/L
Tu, 11-21	at Tulsa	79 76	W
Tu, 11-28	at John Brown	55 47	W
Th, 11-30	at #18 Louisiana Tech	28 82	L
F, 12-1	Mississippi College!	47 86	L
Tu, 12-5	at Oklahoma St.	50 60	L
Sa, 12-16	John Brown	73 48	W
M, 1-8	Arkansas Tech	55 58	L
Tu, 1-9	Pittsburg St.	58 50	W
Tu, 1-16	Tulsa	66 47	W
Sa, 1-20	at NE Oklahoma St.	64 79	L
Th, 1-25	at Arkansas St.	47 55	L
Th, 2-1	at SW Missouri St.	58 67	L
Sa, 2-3	at Oral Roberts	46 63	L
F, 2-9	Houston#	40 69	L
Sa, 2-10	Prairie View#	48 45	W
Sa, 2-10	Southern#	52 63	L
W, 2-14	NE Oklahoma St.	63 69	L
Tu, 2-20	Oklahoma	53 65	L
Th, 2-22	at Memphis St.	66 86	L
W, 2-28	Arkansas St.	52 37	W

! — at Ruston, La.

— City of Houston Tournament, Houston, Tex.



Monica Van Parys

By virtue of the shorter seasons, Arkansas' early teams own records that may never be broken. For example, the 1978-79 team allowed the fewest points (1,242) in a season, but also scored the fewest points (1,100).

Cheryl Orcholski



1979-80

Front row, from left: Trisha Cooper, Lita Stricklin, Monica Van Parys, Kim Bunge, Patrice Gillenwater, Tammy Siefkes, Connie Fitzgerald; **back row:** Peggy Price, manager; Kristy Weathers, manager; Sandy Scranton, Leah Gordon, George Ana Clark, Ann Keenan, assistant coach; Joan Henn, head coach; Kathy Caton, Marsha Johnson, Lisa Harris, Kelly Lipe, Nancy Stevens, trainer.

1979-80

Overall: 15-10

Home: 7-3; **Road:** 7-4; **Neutral:** 1-3

	UA	OPP	W/L
F, 11-16	Missouri Southern	53 45	W
M, 11-19	Iowa St.	56 39	W
W, 11-28	at Crowder Col.	63 51	W
Sa, 12-1	Rice	53 35	W
Th, 12-6	Rice!	56 51	W
Sa, 12-8	Texas Southern!	47 70	L
W, 12-12	Texas A&I!	71 54	W
Sa, 12-15	NE Oklahoma St.	62 58	W
Sa, 1-5	at Pittsburg St. (OT)	60 59	W
F, 1-11	at New Orleans	71 47	W
Sa, 1-12	at Tulane	66 65	W
F, 1-18	Eastern Oklahoma	39 53	L
Sa, 1-19	Oral Roberts	66 64	W
Tu, 1-22	Oklahoma St.	53 59	L
Sa, 1-26	Alabama	68 54	W
Tu, 1-29	SW Missouri St.	68 36	W
F, 2-1	at NE Oklahoma St.	57 42	W
F, 2-8	North Texas St.#	50 59	L
Sa, 2-9	Texas Women's#	58 67	L
Tu, 2-12	Memphis St.	65 71	L
F, 2-15	at Phillips (OT)	73 77	L
Sa, 2-16	at Oklahoma	50 57	L
F, 2-25	at Arkansas Tech	45 55	L
Sa, 3-1	at Arkansas St.	62 55	W
Th, 3-6	Texas Tech\$	46 74	L

! — Texas A&I Tournament, Kingsville, Texas

— Mean Green Classic, Denton, Texas

\$ — SWIAIAW Regional, Baton Rouge, La.

COACH JOAN HENN

3 years, 33-41
1978-1981

The second head coach for the Razorback basketball team, Joan Henn saw the expansion of the schedule and roster during her three years at Arkansas.



Transitioning to a varsity-style squad filled with recruited scholarship athletes, Henn faced some of the first major regional opponents during the pre-SWC days of AIAW basketball in Fayetteville. Henn has the distinction of being the first coach to take the Razorbacks into post-season competition at the Southwest Regional of the AIAW in Baton Rouge in her second season, and she started the first home tournament.

YEAR 5



1980-81

Front row, from left: Brenda Alexander, Connie Fitzgerald, Cecilia Roark, Jan Lookadoo, Cheryl Orcholski, Leah Gordon; **back row, from left:** Kelly Lipe, manager; Nancy Stevens, trainer; Matilda Willis, assistant coach; Wendy Schopp, Patrice Gillenwater, Mary Munsch, Kim Bunge, Monica Van Parys, Tammy Siefkes, DeAnn Henry, Joan Henn, head coach; Bonnie Foley, graduate assistant; Peggy Price, manager.

1980-81

Overall: 11-18

Home: 7-6; **Road:** 1-9; **Neutral:** 3-3

	UA	OPP	W/L
Tu, 11-18	at Mo. Southern	67 61	W
Tu, 11-25	Northeast La.	77 68	W
Th, 12-4	at Northwestern St.	62 73	L
Sa, 12-6	at SMU	58 69	L
W, 12-10	Georgia	49 61	L
Sa, 12-13	Arkansas State	57 50	W
F, 12-19	at Drake	60 87	L
Sa, 12-20	at Iowa State	60 71	L
Sa, 1-3	Oklahoma	68 75	L
Th, 1-8	Wichita State!	47 68	L
F, 1-9	Southern Illinois!	61 68	L
Sa, 1-10	New Mexico!	69 50	W
F, 1-16	at Ala.-Birmingham	48 82	L
Sa, 1-17	at Alabama	65 70	L
Sa, 1-24	Oklahoma City	74 54	W
M, 1-26	Ark. Tech (#2, NAIA)	50 51	L
Th, 1-29	#14 Texas%	61 110	L
F, 1-30	Texas A&M%	80 62	W
Sa, 1-31	SMU%	66 61	W
Tu, 2-3	Tulsa	88 67	W
Sa, 2-7	Phillips	89 66	W
Tu, 2-10	Baylor	62 73	L
F, 2-13	Tennessee-Martin@	66 46	W
Sa, 2-14	McNeese State@	77 62	W
Tu, 2-17	at Memphis St.	57 86	L
Sa, 2-21	at Arkansas Tech	64 70	L
M, 2-23	#17 Delta State	53 84	L
Sa, 3-7	Oklahoma State	68 69	L
Sa, 3-14	Oral Roberts\$	57 59	L

! – Pizza Hut Invitational, Wichita, Kansas
 % – SWC Tournament, Houston, Texas
 @ – Lady Razorback Invitational
 \$ – SWIAIW Sub-Regional, Tulsa, Okla.



Amanda Holly

The 1980-81 team became the first Razorback basketball team to host a home tournament. By defeating Tennessee-Martin and McNeese State in February, the 1981 team started the perfect record for Arkansas women's basketball at home. All-time through three versions of home tournaments, Arkansas is a combined perfect 26-0 with 13 tournament titles. This early Lady Razorback Invitational continued for two more seasons before going on hiatus until the 1989 season. Arkansas hosted several Dial Classics before home tournaments ended in 1999. The 1980-81 team also has the distinction of the most players fouled out in a year, 47.

YEAR 6



1981-82

Front row, from left: Brenda Alexander, Dinah Dickerson, Connie Fitzgerald, Tamara Mathis, Doris Gaiser, DeAnn Henry, Cheryl Orcholski; **back row, from left:** Kelly Lipe, manager; Nancy Stevens, trainer; John Sutherland, assistant coach; Bettye Fiscus, Paula Phillips, Monica Van Parys, Kim Bunge, Amanda Holley, Erma Greer, Mary Munsch; Jeff Cohen, assistant coach; Matilda Willis, head coach; Marsha Van Parys, manager.

1981-82

Overall: 26-10

Home: 12-0; **Road:** 6-7; **Neutral:** 8-3

	UA	OPP	W/L
Tu, 11-17	SE Oklahoma	64 58	W
F, 11-20	Northwestern St.	78 64	W
M, 11-23	at Tulsa	76 60	W
F, 11-27	Tennessee Tech!	75 96	L
Sa, 11-28	South Alabama!	78 55	W
Th, 12-3	Centenary#	78 55	W
Sa, 12-5	at Northeast La.	70 68	W
M, 12-7	at Oral Roberts	61 75	L
Sa, 12-12	Centenary	67 47	W
Th, 12-17	Grambling	83 60	W
Sa, 12-19	Arkansas College&	57 39	W
Sa, 1-2	#20 Kansas State	68 53	W
W, 1-6	SMU	76 59	W
Sa, 1-9	Evangel College	88 41	W
Tu, 1-12	Oral Roberts	61 57	W
F, 1-15	at SW Louisiana	90 59	W
Sa, 1-16	at McNeese State	75 96	L
Sa, 1-23	Southern	85 64	W
W, 1-27	Texas Tech%	70 55	W
Th, 1-28	Baylor%	71 66	W
F, 1-29	#10 Texas%	53 68	L
F, 2-5	at Oklahoma City	48 54	L
Su, 2-7	at Oklahoma	64 65	L
F, 2-12	at Texas A&M	70 60	W
Sa, 2-13	at Houston	72 62	W
Tu, 2-16	Oklahoma St.	79 70	W
F, 2-19	Texas Southern@	65 56	W
Sa, 2-20	Wichita State@	82 72	W
Tu, 2-23	at #18 Delta State	64 75	L
F, 2-26	Indiana*	60 63	L
Sa, 2-27	Alaska*	85 52	W
Su, 2-28	Washington* (OT)	75 70	W
Th, 3-11	Oklahoma City\$	78 67	W
F, 3-12	Wayland Baptist\$	57 61	L
Sa, 3-13	New Orleans\$	76 74	W
Su, 3-21	California\$\$	62 66	L

! – Tip-Off Classic, Cookeville, Tenn.

– at Camden, Ark.

& – at Wynne, Ark.

% – SWC Tournament, College Station, Texas

COACH MATILDA WILLIS

3 years, 67-27
1981-1984

Responsible for signing the first major recruiting classes at Arkansas, Matilda Willis laid the foundation for the Razorbacks' quick ascension into the Southwest Conference elite. Willis also upgraded the UA schedule from regional to national contests, taking on the powerhouse teams of the day including Delta State and Louisiana Tech. The first 20-win coach at Arkansas, her 1982 team also became the first Razorback team at the national championship level, advancing to the Sweet 16 of the AIAW National Tournament in California. Her brief three seasons at Arkansas before leaving for Kansas State give her the best career winning percentage of any Razorback women's basketball coach at .713.



RAZORBACK HISTORY

@ – Lady Razorback Invitational

* – Northern Lights Inv., Anchorage, Alaska

\$ – SWIAIW Regional, Lubbock, Texas

\$\$ – AIAW Championships, Berkeley, Calif.

YEAR 7

YEAR 8



1982-83

Front row, from left: Kelly Lipe, manager; Debra Williams, Connie Fitzgerald, Doris Gaiser, Erma Greer, Tamara Mathis, DeAnn Henry, Cheryl Orcholski, Nancy Stevens, trainer. **Back row, from left:** Marsha Van Parys, manager; Matilda Willis, head coach; Bettye Fiscus, Mary Munsch, Anne Luostarinen, Kim Bunge, Amanda Holley, Paula Phillips, Sherri Boeller, John Sutherland, assistant coach; Lisa Parker, assistant coach.

1983-84

Front row, from left: Debra Williams, Cheryl Orcholski, Tamara Mathis, Doris Gaiser, Valecia Fore. **Kneeling, from left:** Sheila Burkes, Bettye Fiscus, Erma Greer, Tracy Webb, Mary Munsch. **Standing, from left:** manager Rita Ivie, trainer Nancy Stevens, assistant coach John Sutherland, Amanda Holley, Anna Luostarinen, Monica Brown, manager Kelly Lipe, manager Sammie Baird, head coach Matilda Willis.

1982-83

Overall: 21-8

SWC: 6-2 (2nd)

Home: 9-0; **Road:** 7-8; **Neutral:** 5-0

	UA	OPP	W/L
F, 11-26	#11 Kansas State!	79	86
Sa, 11-27	Indiana!	62	61
F, 12-3	Montana#	55	43
Su, 12-5	California#	84	66
Sa, 12-11	Oklahoma City	86	57
F, 12-17	at SE Oklahoma	71	52
M, 1-3	at Arkansas St.	80	47
W, 1-5	at Northwestern St.	58	62
F, 1-7	at Grambling	57	52
Sa, 1-8	at #2 Louisiana Tech	34	74
Tu, 1-11	TCU*	105	44
F, 1-14	Georgia State&	70	62
Sa, 1-15	#7 Kentucky&	43	77
W, 1-19	Texas A&M*	75	57
F, 1-28	at Lamar	52	60
Sa, 1-29	at Houston*	62	58
F, 2-4	Murray State@	100	69
Sa, 2-5	Middle Tennessee@	73	72
M, 2-7	Delta State	84	77
M, 2-14	at Baylor*	65	72
Tu, 2-15	at SMU*	60	54
F, 2-18	Rice*	68	43
M, 2-21	at #3 Texas*	67	89
Th, 2-24	Texas Tech*	74	67
Sa, 2-26	Northwestern St.	86	76
W, 3-2	at SW Missouri St.	76	54
F, 3-11	Texas A&M%	66	57
Sa, 3-12	Baylor%	65	62
Su, 3-13	#3 Texas%	54	80

* – Southwest Conference Game

! – Converse Little Apple Classic, Manhattan, Kansas

– Golden Bear Classic, Berkeley, Calif.

& – Lady Kat Invitational, Lexington, Ky.

@ – Lady Razorback Invitational

% – SWC Tournament, Austin, Texas



Anne Luostarinen

For the second consecutive year, Matilda Willis kept Arkansas undefeated at Barnhill Arena. This was the first year for Southwest Conference women's basketball, with the emphasis on the postseason tournament and a single-round robin regular-season format. This also marked the first year of NCAA participation for the Razorbacks as Arkansas elected to compete under AIAW rules until the demise of the national women's collegiate organization in 1982.

1983-84

Overall: 20-9

SWC: 11-5 (3rd)

Home: 11-2; **Road:** 6-6; **Neutral:** 3-1

	UA	OPP	W/L
F, 11-25	Kansas!	72	53
Sa, 11-26	Minnesota!	76	60
Tu, 11-29	#2 La. Tech	52	75
Sa, 12-3	Oklahoma St.	71	66
Tu, 12-6	SW Missouri St.	78	45
Sa, 12-10	at Oral Roberts	65	71
Sa, 12-17	Oral Roberts	84	70
M, 12-19	Northwestern St.&	75	73
Th, 1-5	Cal Poly-Pomona#	58	48
F, 1-6	Oregon#	65	54
Sa, 1-7	Nevada-Las Vegas#	62	68
Sa, 1-14	at TCU*	55	48
M, 1-16	at #3 Texas*	63	89
Th, 1-19	Texas Tech*	64	61
Sa, 1-21	at Texas A&M*	69	63
M, 1-23	at Baylor*	59	61
Th, 1-26	Houston*	68	58
Sa, 1-28	Rice*	82	51
M, 1-30	SMU*	79	59
Sa, 2-4	Baylor*	71	57
M, 2-6	Texas A&M*	83	70
Sa, 2-11	at SMU*	66	59
M, 2-13	at Texas Tech*	62	71
Sa, 2-18	#1 Texas*	70	71
W, 2-22	TCU*	83	67
Sa, 2-25	at Houston*	54	66
M, 2-27	at Rice*	85	66
Tu, 3-6	Texas A&M%	75	66
Th, 3-8	Texas Tech%%	43	56

* – Southwest Conference Game

! – Minnesota Dial Classic, Minneapolis, Minn.

& – Little Rock, Ark.; Barton Coliseum

– UNLV Round Robin Classic, Las Vegas

% – SWC Tournament, First Round, Fayetteville

%% – SWC Tournament, Houston, Texas



Erma Greer

Riding one of the nation's longest home winning streaks, Matilda Willis sought out a major test for her growing program. By hosting the defending national champion Lady Techsters for the home opener, Arkansas saw its 21-game, three-year Barnhill streak end to No. 2 La. Tech. The tough non-conference schedule got Arkansas prepared for the first full double-round robin SWC slate. In one of the early program's epic games, a buzzer-beating final shot rimmed out against No. 1 ranked Texas, allowing the Longhorns to escape Fayetteville by one point and continue what would become the longest conference win streak in women's basketball history. However, Arkansas would finish that task six years later in Austin.

YEAR 9



1984-85

Front row, from left: Brenda Rhodes, Tracy Webb, Dianna Harris, Bettye Fiscus, Doris Gaiser. **Middle row:** assistant coach Journey Beard, manager Sammie Baird, Cindy Daley, Debra Williams, Erma Greer, Tina Brewer, trainer Nancy Stevens. **Back row:** head coach John Sutherland, manager Cynthia Mathis, Tamara Mathis, Monica Brown, Tracey Hutchinson, Bronwyn Wynn, Sheila Burkes, manager Rita Ivie, asst. coach Joey Anders.

1984-85

Overall: 20-8

SWC: 11-5 (3rd)

Home: 12-2; **Road:** 6-4; **Neutral:** 2-2

	UA	OPP	W/L	
M, 11-19	Oral Roberts	78	55	W
F, 11-23	Miami (Florida)!	79	58	W
Sa, 11-24	Auburn!	65	70	L
Sa, 12-1	at Oklahoma St.	73	90	L
Sa, 12-8	at SW Missouri St.	76	64	W
Tu, 12-11	School of the Ozarks	85	58	W
Su, 12-16	Grambling#	96	57	W
W, 1-2	at Texas A&M*	81	67	W
Sa, 1-5	at SMU*	80	64	W
Tu, 1-8	TCU*	74	54	W
Sa, 1-12	#3 Texas*	60	85	L
Tu, 1-15	at #16 Texas Tech*	74	78	L
Th, 1-17	Tulsa	88	54	W
Sa, 1-19	at Houston*	62	79	L
Tu, 1-22	Rice*	81	57	W
F, 1-25	UM-Kansas City	79	47	W
W, 1-30	at Baylor*	80	76	W
Sa, 2-2	Texas A&M*	75	65	W
Tu, 2-5	SMU*	85	56	W
Sa, 2-9	at TCU*	92	69	W
Tu, 2-12	at #1 Texas*	71	89	L
Sa, 2-16	#16 Texas Tech*	65	55	W
Tu, 2-19	Houston*	71	73	L
Sa, 2-23	at Rice*	69	52	W
M, 2-25	Creighton	84	56	W
Sa, 3-2	Baylor*	88	67	W
M, 3-4	Baylor%	78	69	W
Tu, 3-7	#1 Texas%%	62	104	L

* — Southwest Conference Game

— Sylvan Hills High School, Little Rock, Ark.

! — Sunshine Classic, Sanford, Fla.

% — SWC Tournament, First Round, Fayetteville

%% — SWC Tournament, Dallas, Texas



All-time leading scorer Bettye Fiscus

The 1984-85 season was a passing of the torch as the first generation of star players at Arkansas, led by all-time leading scorer Bettye Fiscus, played their senior year. At the same time, the next wave led by sophomores like Tracy Webb and Sheila Burkes were becoming key players for the Razorbacks.

YEAR 10



1985-86

1986 MIDWEST REGION FIRST ROUND

Front row, from left: senior guard Debra Williams, sophomore guard Tina Adams, freshman guard Lillian Valley; **second row, from left:** freshman guard Lanell Dawson, freshman guard Kim Grisham, sophomore forward Cindy Daley, junior guard Tracy Webb; **back row, from left:** freshman forward Shelly Wallace, freshman forward Stephanie Brinlee, junior center Bronwyn Wynn, junior forward Sheila Burkes, junior forward Monica Brown.

1985-86

Overall: 22-8

SWC: 13-3 (2nd)

Home: 11-1; **Road:** 9-6; **Neutral:** 2-1

	UA	OPP	W/L	
Tu, 11-26	SW Missouri St.	94	51	W
Sa, 11-30	at Rutgers	63	72	L
Su, 12-1	at Seton Hall	69	60	W
Th, 12-5	at Oral Roberts	72	78	L
M, 12-9	Oklahoma State	90	51	W
F, 12-13	Central Florida!	101	74	W
Sa, 12-14	#8 Mississippi!	61	76	L
Sa, 12-21	#14 Oklahoma	79	66	W
Su, 12-22	Memphis St.	76	64	W
Th, 1-2	SMU*	90	78	W
Sa, 1-4	at TCU*	94	61	W
Tu, 1-7	at #1 Texas*	44	75	L
Sa, 1-11	#24 Texas Tech*	62	60	W
Tu, 1-14	Houston*	66	60	W
Sa, 1-18	at Rice*	64	52	W
Sa, 1-25	Baylor*	86	55	W
Tu, 1-28	at Texas A&M*	74	65	W
W, 1-29	at Lamar	67	55	W
Sa, 2-1	at SMU*	79	53	W
Tu, 2-4	TCU*	109	59	W
Sa, 2-8	#1 Texas*	57	75	L
Tu, 2-11	at Texas Tech*	60	73	L
Sa, 2-15	at Houston*	77	67	W
Tu, 2-18	Rice*	67	55	W
Sa, 2-22	at Tulsa	62	49	W
W, 2-26	at Baylor*	86	63	W
Sa, 3-1	Texas A&M*	75	67	W
Tu, 3-4	SMU%	82	75	W
W, 3-5	Texas Tech%	48	58	L
W, 3-12	at Missouri\$	65	66	L

* — Southwest Conference Game

! — Lady Rebel Dial Classic, Oxford, Miss.

% — SWC Tournament, Dallas, Texas

\$ — NCAA Midwest First Round, Columbia, Mo.

COACH

JOHN SUTHERLAND

9 years, 174-88

1984-1993

When he was promoted to head coach by former women's athletics director Ruth Cohoon in the spring of 1984, John Sutherland became the youngest Division I head coach in America. His youth and enthusiasm served him well during his nine-year run, and made him the perfect counterbalance for Arkansas' most bitter Southwest Conference rival, Texas. Three times voted the SWC Coach of the Year, he earned his first honor in 1986 leading the Razorbacks to their first NCAA berth. He coached Arkansas in some of its most memorable games, but none greater than the epic win at Austin, Texas, to snap the nation's longest conference winning streak. It was Sutherland that became the first coach besides hall of famer Jody Conradt to win a SWC championship. Sutherland's 1989-90 team shared the crown with Texas and advanced to the NCAA Elite Eight. His 1990-91 team won the SWC outright with a pair of wins over Texas, then swept the conference tournament to break another UT streak. He coached Arkansas' first Kodak All-American, Delmonica DeHorney. The transition to the SEC in 1991-92 was difficult, and Sutherland departed after nine seasons. His .664 career mark, six 20-win seasons and two league championships remain one of the best coaching records at Arkansas. The 1990-91 team still holds the record for most wins in a season -- 28 -- and best winning percentage -- .875, 28-4. He went on to coaching stops as an assistant at Notre Dame and Marshall and as head coach at New Mexico State before retiring from coaching.



YEAR 11

YEAR 12



1986-87

1987 NWIT CHAMPIONS

Front row, from left: Maria Kidd, Lanell Dawson, Claudia Harris, Donna Wilson, Lillian Valley, Juliet Jackson, Tracy Webb. **Back row, from left:** Shelly Wallace, Robyn Irwin, Bronwyn Wynn, Sheila Burkes, Dianna Harris, Cindy Daley, Monica Brown.

1986-87

Overall: 20-12

SWC: 12-4 (2nd)

Home: 10-1; **Road:** 6-8; **Neutral:** 4-3

		UA	OPP	W/L
Tu, 11-25	Southern	103	51	W
Sa, 11-29	Western Kentucky!	76	86	L
Su, 11-30	Missouri!	66	69	L
Th, 12-4	Miss. Valley St.	95	82	W
Sa, 12-6	at Oklahoma	70	76	L
M, 12-8	at Oklahoma St.	65	68	L
F, 12-12	#7 CS-Long Beach#	58	76	L
Sa, 12-13	Montana St.#	68	70	L
Th, 12-18	at SW Missouri St.	78	61	W
M, 12-22	at Memphis St.	60	79	L
Sa, 1-3	TCU*	94	55	W
Tu, 1-6	#1 Texas*	56	59	L
Sa, 1-10	at Texas Tech*	53	51	W
W, 1-14	at Houston* (OT)	76	78	L
Sa, 1-17	Rice*	79	53	W
Th, 1-22	at Baylor*	65	71	L
Sa, 1-24	Texas A&M*	86	69	W
M, 1-26	SMU*	94	71	W
Sa, 1-31	at TCU*	76	53	W
Tu, 2-3	at #1 Texas*	65	91	L
Sa, 2-7	Texas Tech* (OT)	69	65	W
Tu, 2-10	Houston*	78	60	W
Sa, 2-14	at Rice*	88	71	W
Th, 2-19	Oral Roberts	115	66	W
Sa, 2-21	Baylor*	77	51	W
W, 2-25	at Texas A&M*	63	57	W
Sa, 2-28	at SMU*	93	53	W
F, 3-5	Houston%	96	82	W
Su, 3-7	#1 Texas%	70	72	L
W, 3-19	Montana\$	92	74	W
Th, 3-20	Providence\$	101	91	W
F, 3-21	California\$	112	80	W

* - Southwest Conference Game

! - BG Bank Invitational, Bowling Green, Ky.

- Cal. St.-Long Beach Dial Classic, Long Beach, Calif.

% - SWC Tournament, Dallas, Texas

\$ - NWIT, Amarillo, Texas



NWIT MVP Tracy Webb

Having lost to the No. 1 ranked team in the country by a pair of field goals, the senior-laden 1987 team felt it deserved a return to the NCAA tournament. However, in the days before the 64-team draw, at-large bids were hard to come by and the level of respect for the competition in the SWC was not the same as other power leagues. Jilted, the team decided to wreak vengeance on the eight-team field at the National Women's Invitational Tournament in Amarillo, Texas. Arkansas shattered the tournament record for average points scored and margin of victory -- two marks that would stand until the dissolution of the NWIT in 1997.



1987-88

Front row, from left: manager Martha Neal, Lillian Valley, Christi Willson, Donna Wilson, Sue Pack, Juliet Jackson, Lisa Martin, manager Karen Johnson. **Back row, from left:** head coach John Sutherland, assistant coach Tracy Webb, Cindy Daley, Faye Dickerson, Robyn Irwin, Delmonica DeHorney, Angie Gore, Shelly Wallace, assistant coach Tracey Mays, assistant coach Donald Paul, trainer Nancy Stevens.

1987-88

Overall: 13-15

SWC: 8-8 (4th)

Home: 9-4; **Road:** 3-9; **Neutral:** 1-2

		UA	OPP	W/L
F, 11-27	Akron!	70	62	W
Sa, 11-28	Kansas!	68	75	L
M, 11-30	Miss. Valley St.	76	71	W
F, 12-4	Hawai'i#	66	85	L
Sa, 12-5	Loyola-Marymount#	58	60	L
W, 12-9	#8 Mississippi@	72	88	L
Sa, 12-12	UT-San Antonio	84	73	W
Sa, 12-19	SW Missouri St.	85	71	W
M, 12-21	SF Austin	59	93	L
Sa, 1-2	at Oral Roberts	66	77	L
Tu, 1-5	#1 Texas*	70	89	L
Sa, 1-9	TCU*	87	75	W
W, 1-13	at SMU*	69	68	W
Sa, 1-16	at Texas A&M*	56	60	L
Tu, 1-19	Baylor*	80	68	W
W, 1-27	at Rice*	63	60	W
Sa, 1-30	Houston*	58	70	L
Tu, 2-2	Texas Tech*	80	67	W
Sa, 2-6	at #5 Texas*	54	84	L
Tu, 2-9	at TCU*	69	73	L
Sa, 2-13	SMU*	78	85	L
Tu, 2-16	Texas A&M*	79	69	W
Sa, 2-20	at Baylor*	71	56	W
W, 2-23	UM-Kansas City	102	85	W
Sa, 2-27	Rice*	79	73	W
W, 3-2	at Houston*	89	97	L
Sa, 3-5	at Texas Tech*	70	82	L
Th, 3-10	Texas A&M%	58	59	L

* - Southwest Conference Game

! - Lady Jayhawk Dial Classic, Lawrence, Kan.

- Hawaii Early Season Festival, Honolulu, Hawai'i

@ - at Pine Bluff, Ark.

% - SWC Tournament, Dallas, Texas



Donna Wilson

A tough season for Arkansas, but it still had highlights as Donna Wilson set the school record for assists in a game with 18 against Houston in the SWC Tournament and Delmonica DeHorney was named the league's newcomer of the year. Wilson's effort has stood the test of time as three different point guards -- Amber Nicholas, Christy Smith and Amy Wright -- have broken numerous assist marks. Although each had double-digit game bests and all put up over 500 career assists, the closest any came was 12 by Wright. India Lewis' sophomore class record 14 in 2001 is the best effort to break Wilson's record.

YEAR 13



1988-89

1989 MIDWEST REGION FIRST ROUND

Front row, from left: junior guard Juliet Jackson, senior guard Lisa Martin, sophomore guard Sue Pack, senior guard Donna Wilson, freshman guard Coretta Chenault, sophomore guard Christi Willson. **Back row, from left:** senior forward Shelly Wallace, sophomore forward Angie Gore, senior post Robyn Irwin, sophomore center Delmonica DeHorney, sophomore forward Faye Dickerson, freshman guard Michelle Mabry, freshman guard Amber Nicholas.

1988-89

Overall: 22-8

SWC: 13-3 (2nd)

Home: 9-2; Road: 10-4; Neutral: 3-2

	UA	OPP	W/L
Sa, 11-25	#4 Maryland!	84 110	L
Su, 11-26	Tennessee St.!	114 42	W
F, 12-2	#13 SF Austin#	75 93	L
Sa, 12-3	UT-San Antonio#	75 57	W
W, 12-7	at #9 Mississippi	63 75	L
Sa, 12-10	Miss. Valley St.	107 83	W
M, 12-12	Oral Roberts	113 69	W
Sa, 12-17	at SW Missouri St.	88 66	W
Tu, 1-3	Texas Tech*	75 64	W
Sa, 1-7	at #4 Texas	67 104	L
M, 1-9	at UT-San Antonio	97 77	W
Tu, 1-10	at TCU*	83 69	W
Sa, 1-14	SMU*	74 84	L
Tu, 1-17	Texas A&M*	91 90	W
Sa, 1-21	at Baylor*	95 87	W
Sa, 1-28	Rice*	81 62	W
Tu, 1-31	at Houston*	84 82	W
Th, 2-2	New Orleans	61 60	W
Sa, 2-4	at Texas Tech*	74 65	W
Tu, 2-7	#11 Texas*	67 87	L
Sa, 2-11	TCU*	77 70	W
W, 2-15	at SMU*	87 72	W
Sa, 2-18	at Texas A&M*	74 73	W
Tu, 2-21	Baylor*	98 50	W
Sa, 2-25	at Missouri-KC	46 42	W
Tu, 2-28	at Rice*	109 73	W
Sa, 3-4	Houston*	90 88	W
W, 3-8	Texas Tech%	79 72	W
Sa, 3-11	#6 Texas%	99 101	L
W, 3-15	at #5 Purdue\$	63 91	L

* – Southwest Conference Game

! – Auburn Dial Classic, Auburn, Ala.

– LadyJack Dial Classic, Nacogdoches, Texas

% – SWC Tournament, Dallas, Texas

\$ – NCAA Midwest First Round, West Lafayette, Ind.



Kodak Honorable Mention Shelly Wallace

Unlike 1987, Arkansas was rewarded for its runner-up finishes in SWC play, advancing to the NCAA first round. This team remains the highest average scoring team (83.0 ppg) in school history, led by senior power forward Shelly Wallace. The Californian set several school records on her way to Kodak All-America honorable mention honors, many which still stand today including most rebounds in a game, season and career, and most 30-point games in a career with seven. She remains the only Razorback to average a double-double for a season.

YEAR 14



1989-90

1990 WEST REGIONAL FINALISTS

Front row, from left: senior guard Juliet Jackson, sophomore guard Amber Nicholas, sophomore guard Christi Willson, freshman guard Marla Goshien, freshman guard Sally Moore, sophomore guard Stacey Walls. **Back row, from left:** junior forward Sue Pack, freshman post Blair Savage, junior forward Angie Gore, junior post Delmonica DeHorney, junior post Deborah Crosby, sophomore forward Coretta Chenault, freshman forward Janet Moore.

1989-90

Overall: 25-5

SWC: 15-1 (1st) CO-CHAMPIONS

Home: 11-3; Road: 12-1; Neutral: 2-1

	UA	OPP	W/L
F, 11-24	Miss. Valley St.!	93 50	W
Sa, 11-25	Texas-El Paso!	87 61	W
W, 11-29	SW Missouri St.	87 60	W
F, 12-1	Univ. of Detroit@	112 68	W
Sa, 12-2	at Arizona St.@	85 63	W
Sa, 12-9	Kansas	51 56	L
Tu, 12-12	at Oklahoma	86 68	W
Th, 12-14	#7 Auburn	69 84	L
W, 1-3	at Houston*	75 64	W
Sa, 1-6	at Texas Tech (OT)*	76 74	W
Tu, 1-9	Baylor*	81 43	W
Sa, 1-13	TCU*	86 65	W
W, 1-17	at SMU*	84 52	W
Sa, 1-20	at Texas A&M*	70 64	W
M, 1-22	at New Orleans	71 63	W
W, 1-24	#1 Texas*	75 84	L
Tu, 1-30	at Rice*	78 49	W
Sa, 2-3	Houston*	88 70	W
Tu, 2-6	Texas Tech*	62 55	W
Sa, 2-10	at Baylor*	98 61	W
Tu, 2-13	at TCU*	85 65	W
Sa, 2-17	SMU*	74 60	W
Tu, 2-20	Texas A&M* [25]	76 63	W
F, 2-23	at #6 Texas* [25]	82 77	W
Sa, 3-3	Rice* [19]	77 56	W
W, 3-7	Texas Tech% [19]	60 69	L
W, 3-14	UCLA\$ (OT) [22]	90 80	W
Su, 3-18	at #7 Georgia\$\$ [22]	81 70	W
Th, 3-22	#6 SF Austin\$\$\$ [22]	87 82	W
Sa, 3-24	at #2 Stanford\$\$\$ [22]	87 114	L

[xx] – Arkansas' ranking at time of game

* – Southwest Conference Game

! – Arkansas Thanksgiving Tourn., Fayetteville

@ – Dial Classic, Tempe, Ariz.

% – SWC Tournament, Dallas, Texas

\$ – NCAA West Region 1st Round, Fayetteville

\$\$ – NCAA West Region 2nd Round, Athens, Ga.

\$\$\$ – NCAA West Regionals, Stanford, Calif.



Juliet Jackson

Overlooked among the accomplishments of the 1990 Southwest Conference co-champions is the fact the 1989-90 team was the greatest road squad in school history. Shattering the mark for consecutive road wins with 12, this team may have completed the year perfect on the road had it not been assigned the West Regional and handed the unenviable task of facing the national champion juggernaut of Stanford on the Cardinal's home court. Still, the 12-1 road mark also remains the school record (.923). Juliet Jackson played a key role in two of the most important road wins. Her famous free throws at Texas (see The Greatest Games, page 134) were important, but without her career-best and game-leading 30 points poured in from long distance at Athens, Arkansas' season ends at Georgia.



1990-91

1991 MIDWEST REGIONALS

Front row, from left: junior guard Amber Nicholas, freshman guard Allyson Twiggs, junior guard Christi Willson, freshman guard Sha Hopson, sophomore guard Sally Moore, freshman guard Shea Henderson. **Second row:** manager Martha Neal, student coach Jason Jones, graduate asst. Gail Striegler, head coach John Sutherland, asst. coach Tracey Mays Stehlik, assistant coach Loy Moore, trainer Sally Werner-Ferrel, manager Dana Dethrow. **Back row:** sophomore guard Janet Moore, freshman forward Allison Muldrew, freshman post Yolanda Dickson, senior post Deborah Crosby, senior post Delmonica DeHorney, freshman post Michelle Thacker, senior post Angie Gore, sophomore post Blair Savage.

1990-91

Overall: 28-4

SWC: 15-1 (1st) **CHAMPIONS**

Home: 14-0; **Road:** 9-3; **Neutral:** 5-1

	Preseason #10	UA	OPP	W/L
F, 11-23	Boston College! [8]	105	74	W
Sa, 11-24	Stephen F. Austin! [8]	81	72	W
Tu, 11-27	Oklahoma [8]	84	72	W
F, 11-30	Southern Utah@ [8]	104	51	W
Sa, 12-1	at Wash. St.@ [8]	68	48	W
W, 12-5	Murray St. [8]	102	48	W
Sa, 12-8	at Oklahoma St. [8]	61	75	L
W, 12-12	at SW Missouri [13]	62	55	W
Sa, 12-15	#8 Mississippi [13]	79	70	W
F, 12-28	at #17 Rutgers# [9]	60	89	L
Sa, 12-29	Maryland# [9]	79	68	W
W, 1-2	at Rice* [14]	70	52	W
Sa, 1-5	Houston* [14]	88	61	W
Tu, 1-8	#20 Texas* [14]	76	61	W
Sa, 1-12	at Texas Tech* [14]	64	62	W
W, 1-16	at TCU* [12]	95	62	W
Sa, 1-15	SMU* [12]	99	61	W
Tu, 1-22	Texas A&M* [11]	90	66	W
Sa, 1-26	at Baylor* [11]	77	78	L
Sa, 2-2	Rice* [12]	96	74	W
W, 2-6	at Houston* [11]	78	76	W
Sa, 2-9	at #15 Texas* [11]	73	68	W
Tu, 2-12	Texas Tech* [9]	82	70	W
Sa, 2-16	TCU* [9]	82	46	W
Tu, 2-19	at SMU* [9]	77	66	W
Su, 2-24	at Texas A&M* [9]	91	68	W
W, 2-27	Baylor* [8]	90	74	W
W, 3-6	Baylor% [8]	108	63	W
Th, 3-7	Houston% (OT) [8]	83	77	W
Sa, 3-9	Texas Tech% [8]	60	51	W
Sa, 3-16	#22 Northwestern\$ [9]	105	68	W
Th, 3-21	#24 Lamar\$\$ [9]	75	91	L

[xx] — Arkansas' ranking at time of game
 * — Southwest Conference Game
 ! — Arkansas Thanksgiving Tour., Fayetteville
 @ — Washington St Dial Classic, Pullman, Wash.
 # — Bell Atlantic Holiday Classic, Piscataway, N.J.
 % — SWC Tournament, Dallas, Texas
 \$ — NCAA Midwest 2nd Round, Fayetteville
 \$\$ — NCAA Midwest Regionals, Austin, Texas



Kodak All-American Delmonica DeHorney

Arkansas' winningest season had some of the quirkiest moments. The 90-91 team held the record for the longest regular-season win streak -- 12 games -- for 17 years. But for an improbable loss to last-place Baylor by one point at Waco, Arkansas may have won 21 straight. Still, taking 20 of 21 was impressive, and the 28 wins and .875 percentage remain school records. The 1991 team also holds the record for most points (2,644) and most assists (694) due mostly to the post-point duo of Delmonica DeHorney and Amber Nicholas.

1991 SWC Classic MVP Amber Nicholas



1991-92

Front row, from left: trainer Sally Werner-Ferrel, manager Suzanne Clark, Shea Henderson, Chrysti Jordan, Sha Hopson, Allyson Twiggs, Angela Davis, Amber Nicholas, manager Bettina Gragg, student assistant Jason Jones. **Back row, from left:** head coach John Sutherland, Alison Muldrew, Michelle Thacker, Dianna Harris, Rochelle Masengill, Stephanie Bloomer, Blair Savage, Yolanda Dickson, assistant coach Tracey Mays Stehlik, assistant coach Loy Moore.

1991-92

Overall: 11-14

SEC: 3-8 (11th)

Home: 9-3; **Road:** 1-10; **Neutral:** 1-1

	Preseason #11	UA	OPP	W/L
Su, 11-24	at #14 SF Austin [11]	57	83	L
F, 11-29	Alabama State! [18]	84	31	W
Sa, 11-30	Missouri-KC! [18]	73	61	W
Tu, 12-3	Oklahoma St. [18]	72	57	W
F, 12-6	Grambling St.@ [14]	90	66	W
Sa, 12-7	at #23 Houston@ [14]	61	78	L
Th, 12-19	Georgia* [20]	62	79	L
Sa, 12-21	Kent State [20]	89	72	W
M, 12-30	#24 SW Missouri [25]	52	67	L
Sa, 1-4	at Mississippi*	65	66	L
Su, 1-5	at Memphis St.	50	58	L
Th, 1-9	Colorado	56	51	W
Sa, 1-11	#17 Auburn*	67	56	W
M, 1-13	at Oklahoma	57	55	W
Sa, 1-18	at Florida*	46	58	L
F, 1-24	at Kentucky* (OT)	74	75	L
Su, 1-26	at West Virginia	60	81	L
Th, 1-30	Oral Roberts	88	64	W
Sa, 2-1	South Carolina*	58	51	W
Sa, 2-8	at #13 Vanderbilt*	75	79	L
Tu, 2-11	Louisiana State*	74	66	W
Sa, 2-15	at Mississippi State*	66	76	L
Sa, 2-22	Alabama*	76	80	L
Sa, 2-29	at #2 Tennessee*	59	105	L
F, 3-6	Kentucky%	63	79	L

[xx] — Arkansas' ranking at time of game
 * — Southeastern Conference Game
 ! — Arkansas Dial Classic, Fayetteville
 @ — Lady Cougar Invitational, Houston, Texas
 % — SEC Tournament, Albany, Georgia



Blair Savage

A rebuilding season was not the best timing to join the toughest women's basketball conference in America. It also proved a tough, quirky schedule as the SWC's double-round robin consumed 16 regular-season games while the SEC had only 11 conference games. Hurt feelings from its former league foes prevented the Razorbacks from scheduling SWC teams and Arkansas scrambled on month's notice to assemble a minimum Division I schedule of 24 games. Without its two-time leading scorer and Kodak All-American Delmonica DeHorney, Arkansas struggled in the first year of SEC play. Watching a last-second layup roll off the rim at Ole Miss to open league play, 66-65, losing the team's leading scorer at semester after upsetting No. 17 Auburn, and a heartbreaking overtime loss at Kentucky added up to an 11th-place finish in the 12-team league. The defending SWC champions were not alone as fellow expansion member South Carolina, the defending Metro Conference champ, joined Arkansas at the bottom of the league standings helping prove the point of the SEC as the reigning power conference.

YEAR 17



1992-93

Front row, from left: manager Suzanne Clark, Shea Henderson, Debbie Olivas, Tara Rhodes, Allyson Twiggs, Angela Davis, Tracy Eaton, Shannon Jones, manager Daisy Moore. **Back row, from left:** practice coordinator Jason Jones, head coach John Sutherland, trainer Sally Werner-Ferrel, Yolanda Dickson, Blair Savage, Michelle Thacker, Stephanie Bloomer, Rochelle Masengill, Kelly Johnson, assistant coach Tracey Mays Stehlik, assistant coach Loy Moore, graduate assistant coach Amber Nicholas.

1992-93

Overall: 13-14

SEC: 4-7 (t8th)

Home: 10-4; **Road:** 3-9; **Neutral:** 0-1

	UA	OPP	W/L
Tu, 12-1 at #13 SW Missouri	55	64	L
F, 12-4 North Texas!	102	58	W
Sa, 12-5 Butler!	80	66	W
Tu, 12-8 at #19 Colorado	67	94	L
F, 12-18 at #21 DePaul	47	71	L
Sa, 12-19 at Loyola-Chicago	75	70	W
Tu, 12-22 Texas-Arlington	70	43	W
Th, 12-31 Washington St.	84	62	W
Sa, 1-2 Ole Miss*	73	72	W
Tu, 1-5 at Oklahoma St.	47	62	L
Sa, 1-9 at #12 Auburn*	49	68	L
W, 1-13 at Georgia*	71	91	L
Sa, 1-16 Florida*	60	68	L
W, 1-20 Oklahoma	63	70	L
Sa, 1-23 #24 Kentucky*	45	43	W
Th, 1-28 at SC State	73	59	W
Sa, 1-30 at S. Carolina*	51	76	L
Tu, 2-2 Memphis State	82	60	W
Sa, 2-6 #6 Vanderbilt*	59	80	L
W, 2-10 at Louisiana State*	69	66	W
Sa, 2-13 Mississippi State*	80	51	W
Tu, 2-16 at Northwestern St.	62	77	L
Sa, 2-20 at Alabama*	56	66	L
Th, 2-25 Jackson State	82	39	W
Sa, 2-27 #1 Tennessee*	55	72	L
M, 3-1 Oral Roberts	96	60	W
F, 3-5 Georgia%	73	84	L

* — Southeastern Conference Game

! — Arkansas Dial Classic II, Fayetteville

% — SEC Tournament, Chattanooga, Tenn.



Shea Henderson

Arkansas' senior point guard from the small Delta town of Star City provided one of the highlight moments of 1992-93 as Shea Henderson drove the lane with seconds remaining to sink the defending SEC champion Ole Miss Lady Rebels in the conference opener. Arkansas made improvements and regained an almost full schedule in its second transition year to the SEC.

Stephanie Bloomer



YEAR 18



1993-94

Front row, from left: Debbie Olivas, Shea Henderson, Shannon Jones, Kimberly Wilson, Kelly Johnson, Allyson Twiggs, Taqueta Roberson, Tracy Eaton. **Back row, from left:** manager Susanne Clark, assistant coach Sue Donohoe, head coach Gary Blair, Stephanie Bloomer, Michelle Thacker, Rochelle Masengill, Carrie Parker, Yolanda Dickson, assistant coach Tom Collen, assistant coach Amber Nicholas, manager Nita Thompson.

1993-94

Overall: 15-14

SEC: 3-8 (8th)

Home: 9-4; **Road:** 4-9; **Neutral:** 2-1

	UA	OPP	W/L
Tu, 11-30 at Kent	81	86	L
Th, 12-3 Boise State@	92	75	W
F, 12-4 San Francisco@	62	44	W
Sa, 12-5 at Hawaii@	58	88	L
W, 12-8 DePaul	80	68	W
F, 12-17 New Orleans!	60	59	W
Sa, 12-18 Northwestern State!	85	74	W
Tu, 12-21 at SMU	81	89	L
W, 12-22 at Texas-Arlington	73	57	W
W, 12-29 #23 SW Missouri	66	63	W
Su, 1-2 at #1 Tennessee*	67	89	L
Sa, 1-8 #25 Georgia*	64	73	L
M, 1-10 at Butler	69	66	W
W, 1-12 at Dayton	76	59	W
Su, 1-16 at Ole Miss*	54	56	L
W, 1-19 Tulane	71	59	W
Sa, 1-22 #23 Auburn*	57	66	L
Tu, 1-25 at Oklahoma	79	93	L
Su, 1-30 at Florida*	69	74	L
W, 2-2 #15 Alabama*	82	75	W
Sa, 2-5 at Kentucky*	60	81	L
M, 2-7 Louisiana State*	64	75	L
Sa, 2-12 South Carolina*	87	77	W
Tu, 2-15 Texas-Pan American	94	59	W
Su, 2-20 at #14 Vanderbilt*	58	67	L
W, 2-23 Oral Roberts	85	51	W
Sa, 2-26 at Mississippi St.*	67	61	W
Tu, 3-1 Oklahoma State (OT)	90	93	L
F, 3-4 Georgia%	62	84	L

* — Southeastern Conference Game

@ — Rainbow Wahine Classic, Honolulu, Hawaii

! — Arkansas Dial Classic III, Fayetteville

% — SEC Tournament, Chattanooga, Tenn.

COACH

GARY BLAIR

10 years, 198-120

1993-2003

The longest tenured coach in Razorback women's basketball history, Gary Blair will be forever remembered for two improbable runs against the odds and one of the most famous players in school history. Taking over after a successful run at Stephen F. Austin, Blair promised to take Arkansas the next step toward the Final Four. His first recruiting class made good on the pledge. Led by four-time AP All-America honorable mention Christy Smith, Arkansas became the first unranked team in NCAA history to reach the Women's Final Four. Before the epic 1998 West Regional run, Blair led Arkansas into the NCAA tournament in 1995 thanks to Smith's SEC Freshman of the Year effort to rally Arkansas from a 1-3 league start to a 7-4 close to tie for fourth. Blair was named national coach of the year by two publications after the 1998 season. A disappointing 1999 saw Arkansas become one of a handful of Final Four teams to fail to return to the tournament, but Blair rallied the team to the 1999 WNIT Championship in front of a school, state and then WNIT record crowd of 14,163 at Walton Arena. His final three seasons were NCAA trips before departing to become the head coach at Texas A&M in 2004.





1994-95 1995 MIDWEST REGION SECOND ROUND

Front row, from left: senior guard Debbie Olivas, sophomore forward Toya Marshall, freshman point guard Christy Smith, sophomore guard Kimberly Wilson, junior post Kelly Johnson, freshman guard Tiffany Wright, senior guard Allyson Twiggs, sophomore guard Taqueta Roberson, freshman guard Robin Alpe. Back row, from left: manager David Weaver, manager Amy Clement, assistant coach Kit Kyle, head coach Gary Blair, freshman post Karen Jones, senior post Stephanie Bloomer, senior post Rochelle Masengill, sophomore post Carrie Parker, freshman guard Treva Christensen, assistant coach Tom Collen, assistant coach Amber Nicholas, trainer Ruth DeBro, manager Tom Halbmaier.

1994-95

Overall: 23-7

SEC: 7-4 (4th)

Home: 10-2; Road: 8-3; Neutral: 5-2

	UA	OPP	W/L
F, 11-25	Pitt@	76 75	W
Sa, 11-26	at UNLV@	88 75	W
Tu, 11-29	Northeast La.	74 59	W
F, 12-2	St. Mary's!	66 48	W
Sa, 12-3	SMU!	85 79	W
Tu, 12-6	at #6 Alabama*	79 93	L
Sa, 12-10	at #25 SW Missouri	61 60	W
Th, 12-22	Sam Houston	84 63	W
W, 12-28	at Tulane* [24]	83 79	W
M, 1-2	Brown& [24]	76 58	W
Tu, 1-3	St. Joseph's& [24]	72 78	L
W, 1-4	New Hampshire& [24]	75 41	W
Su, 1-8	at #11 Georgia* [24]	67 72	L
W, 1-11	at Oral Roberts	78 63	W
Sa, 1-14	#17 Ole Miss*	74 75	L
Su, 1-22	at Auburn*	80 73	W
W, 1-25	at #23 Okla. St.	79 65	W
Sa, 1-28	#13 Florida*	72 66	W
W, 2-1	Texas Christian [23]	105 64	W
Sa, 2-4	Kentucky* [23]	62 56	W
Tu, 2-7	#2 Tennessee* [20]	67 87	L
Sa, 2-11	at S. Carolina* [20]	63 62	W
Tu, 2-14	at LSU* [18]	82 72	W
Su, 2-19	#8 Vandy* (OT) [18]	73 71	W
W, 2-22	#25 Oklahoma [16]	69 64	W
Su, 2-26	Mississippi St.* [10]	86 63	W
F, 3-3	South Carolina% [16]	80 70	W
Sa, 3-4	#16 Alabama% [16]	72 86	L
Th, 3-16	San Francisco\$ [15]	67 58	W
Sa, 3-18	at #14 Washington\$ [15]	50 54	L

[xx] — Arkansas' ranking at time of game

* — Southeastern Conference Game

! — Arkansas Dial Classic IV, Fayetteville

@ - 7-Up/Desert Classic, Las Vegas, Nev.

& - FIU Sun & Fun, Miami, Fla.

^ - Lakefront Arena, Kenner, La.

% — SEC Tournament, Chattanooga, Tenn.

\$ - NCAA Midwest Subregional, Seattle, Wash.



Kelly Johnson

After starting league play 1-3, including a heartbreaking one-point loss to Ole Miss, not a lot of folks held high hopes for Arkansas' SEC finish, except for Christy Smith. The future SEC Freshman of the Year had proved tenacious in the non-conference schedule, and embarked on an improbable run of playing every minute of every SEC game -- both regular season and tournament. Her grit combined with the highly-touted freshmen recruits and the experience of seniors Stephanie Bloomer and Allyson Twiggs powered Arkansas to a 6-1 finish in SEC play to tie for fourth place overall. The highlight of the run was an upset of eighth-ranked Vanderbilt. Winning eight of the last 10 games of the season, Arkansas was rewarded with a sixth seed in the NCAA Midwest Region. The 1995 team also set the school record for free throw percentage (.770).



1995-96 PRE-SEASON WNIT RUNNER-UP & NWIT 4TH PLACE

Front row, from left: Robin Alpe, Roxanne McCrory, Christy Smith, Taqueta Robertson, Kelly Johnson, Kimberly Wilson, Tennille Adams, Toya Marshall, Sytia Messer, Carrie Satterfield; back row, from left: Tom Collen, assistant coach; Kit Kyle, assistant coach; Amy Clement, manager; Tom Halbmaier, manager; Tiffany Wright, Carrie Parker, Shaka Massey, Karen Jones, Treva Christensen, David Weaver, manager; Ruth DeBro, trainer; Debbie Olivas, student assistant coach; Amber Nicholas, assistant coach; Gary Blair, head coach.

1995-96

Overall: 21-13

SEC: 3-8 (10th)

Home: 14-4; Road: 5-6; Neutral: 2-3

	Preseason #10	UA	OPP	W/L
W, 11-15	NW State# (20T) [10]	84	83	W
F, 11-17	Drake# [10]	81	76	W
Su, 11-19	Ohio St# [10]	86	80	W
Tu, 11-21	#11 Colorado# [9]	71	73	L
F, 11-24	Florida A&M! [9]	80	73	W
Sa, 11-25	Rice! [9]	81	68	W
M, 11-27	Texas Southern [9]	98	35	W
W, 11-29	at Northeast La. [9]	77	62	W
Sa, 12-2	at Wichita State [9]	70	67	W
Su, 12-10	SW Missouri [7]	65	58	W
Th, 12-21	at Texas Christian [8]	83	52	W
F, 12-29	Alcorn& [8]	72	53	W
Sa, 12-30	at Baylor& [8]	67	47	W
Tu, 1-2	Dayton [8]	70	53	W
Th, 1-4	#19 Alabama* (OT) [8]	85	92	L
Sa, 1-6	at Miss St.* [8]	67	77	L
Tu, 1-9	at Illinois [14]	64	88	L
Su, 1-14	#2 Vanderbilt* [14]	60	65	L
W, 1-17	at #4 Tennessee* [20]	66	78	L
Su, 1-21	South Carolina* [20]	66	58	W
Tu, 1-23	at LSU* [22]	73	72	W
Su, 1-28	at Kentucky* [22]	65	69	L
W, 1-31	Louisiana State* [24]	74	65	W
Su, 2-4	at #21 Florida*	57	73	L
W, 2-7	#21 Oklahoma St.	66	62	W
Tu, 2-13	#23 S.F. Austin	81	60	W
Sa, 2-17	at #21 Ole Miss*	62	73	L
Tu, 2-20	#17 Auburn* (OT)	73	72	W
Th, 2-22	Oral Roberts	68	45	W
Sa, 2-24	#2 Georgia*	54	87	L
F, 3-1	#23 Ole Miss%	73	76	L
Th, 3-21	Princeton\$	83	51	W
F, 3-22	Arizona\$	77	80	L
Sa, 3-23	Louisiana State\$	63	91	L

[xx] — Arkansas' ranking at time of game

* — Southeastern Conference Game

— Pre-Season WNIT, Fayetteville

! — Arkansas Dial Classic V, Fayetteville



Sytia Messer

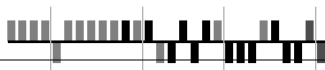
Preseason top 10 for the first time since the SWC glory days and set to play in the Preseason WNIT, Arkansas looked ready to roll into the SEC elite. The only loss in an impressive start of 13-1 came in the final minute of the title game to ninth-ranked Colorado. But at the start of conference play, Bama stunned UA at home in overtime, setting off a five-game losing streak. Just as the team recovered with back-to-back league wins, Arkansas lost both the game and its star point guard at Kentucky as Christy Smith's season ended with a torn ACL. Arkansas rallied again, notably with the overtime win in the rescheduled Snow Game against Auburn, but it was not enough to overcome the slow league start. Instead, Arkansas headed to Amarillo for what proved to be the final NWIT.

& —Dr. Pepper/Lady Bear Hol. Classic, Waco, Texas

% — SEC Tournament, Chattanooga, Tenn.

\$ — NWIT, Amarillo, Texas

YEAR 21



YEAR 22



1996-97

Front row, from left: Treva Christensen, Karyn Karlin, Roxanne McCrory, Taqueta Roberson, Sytia Messer, Kimberly Wilson, Carrie Satterfield, Tiffany Wright, Christy Smith, Tennille Adams; **back row, from left:** Tom Halbmaier, manager, David Weaver, manager; Gary Blair, head coach; Trenia Tillis, assistant coach; Karen Jones, Shaka Massey, Carrie Parker, Tom Collen, assistant head coach; Amber Nicholas, assistant coach; Kris Ring, trainer; Amy Clement, manager; Jason Clemons, manager.

1996-97

Overall: 18-10

SEC: 5-7 (7th)

Home: 12-3; **Road:** 3-6; **Neutral:** 3-1

	Preseason #18	UA	OPP	W/L
Sa, 11-23	Texas-Arlington [19]	64	53	W
Tu, 11-26	at SW Missouri [20]	75	62	W
F, 11-29	Southern Utah! [20]	94	61	W
Sa, 11-30	Sam Houston! [20]	76	51	W
Tu, 12-3	at Rice [21]	61	77	L
Sa, 12-7	Boise State& [21]	73	44	W
Su, 12-8	Pacific& [21]	93	59	W
W, 12-18	St. Louis [23]	69	43	W
F, 12-20	McNeese St. [23]	81	54	W
Su, 12-22	Western Illinois [23]	100	49	W
Su, 12-29	#6 Tennessee* [22]	77	75	W
Tu, 12-31	Alcorn State [13]	90	56	W
Su, 1-5	Miss State* [10]	84	67	W
Tu, 1-8	at Illinois [10]	81	100	L
Su, 1-12	at #8 Vanderbilt* [10]	68	77	L
Sa, 1-18	at South Carolina* [13]	82	71	W
Tu, 1-21	at Louisiana State* [13]	72	79	L
Sa, 1-25	Kentucky* [13]	88	55	W
Tu, 1-28	at #20 SFA (OT) [18]	85	76	W
Su, 2-2	#13 Florida* (OT) [18]	66	79	L
Th, 2-6	at #7 Alabama* [17]	61	102	L
Su, 2-9	at Auburn* [17]	77	85	L
M, 2-10	Wofford [21]	76	39	W
Su, 2-16	Ole Miss* [21]	71	62	W
W, 2-19	#13 LSU* [20]	66	76	L
Su, 2-23	at #5 Georgia* [20]	63	79	L
F, 2-28	Kentucky% [23]	71	60	W
Sa, 3-1	#7 Alabama%	63	85	L

[xx] — Arkansas ranking at time of game
 * — Southeastern Conference Game
 ! — Arkansas Dial Classic VI, Fayetteville & — Kona Classic, Kona, Hawaii
 % — SEC Tournament, Chattanooga, Tenn.



Kimberly Wilson

Another year of incredible highs and incomprehensible lows for the Razorbacks. The guard combo of Christy Smith and Kimberly Wilson scored 20-plus each and Sytia Messer turned in her finest defensive effort to limit Chamiqua Holdsclaw to her first single-digit game as a collegian as Arkansas upset sixth-ranked Tennessee. It was part of another 13-1 start, but a 3-8 road record and a 5-7 conference finish left Arkansas on the bubble. This was the year ESPN decided to visit the Razorback women's basketball locker room for Selection Sunday, but UA's bubble was burst by the selection committee. With no postseason NIT available, a stunned Arkansas team was left with nothing to do but get ready for next season.



1997-98

1998 FINAL FOUR -- WEST REGION CHAMPIONS

Front row, from left: junior post Tennille Adams, freshman guard Lonniya Bragg, freshman guard Wendi Wil-lits, junior guard Sytia Messer, junior guard Carrie Satterfield, junior guard Kamara Stancle, senior point guard Christy Smith, senior forward Tiffany Wright, junior post Brandi Whitehead. **Back row, from left,** assistant coach Vic Schaefer, assistant coach Amber Nicholas, trainer Kris Ring, stud. trainer Sheryl Taylor, manager Malina Qaddoumi, manager David Weaver, freshman post Celia Anderson, junior guard Treva Christensen, sophomore post Karyn Karlin, senior post Karen Jones, manager Jason Clemons, manager Amira Qaddoumi, manager Amy Clement, assistant coach Trenia Tillis, head coach Gary Blair.

1997-98

Overall: 22-11

SEC: 7-7 (6th)

Home: 10-3; **Road:** 6-5; **Neutral:** 6-3

	UA	OPP	W/L
F, 11-21	at Providence	93 82	W
Su, 11-23	#11 Iowa#	83 57	W
W, 11-26	Wichita State [24]	73 53	W
F, 11-28	Georgia Southern! [24]	104 71	W
Sa, 11-29	Montana! [24]	81 68	W
Tu, 12-2	at Oral Roberts [20]	82 59	W
Th, 12-4	at Louisville [20]	69 57	W
Su, 12-7	SW Missouri [20]	67 79	L
F, 12-19	Memphis [24]	93 84	W
Su, 12-21	Utah## [24]	64 73	L
Su, 12-28	at Valparaiso (OT) [25]	77 69	W
Tu, 12-30	Missouri [25]	80 79	W
Th, 1-1	at #1 Tennessee*	58 88	L
Tu, 1-6	Louisiana State*	81 66	W
Su, 1-11	Alabama* (OT)	102 90	W
Th, 1-15	at Miss. State*	80 73	W
Su, 1-18	#6 Vanderbilt* (OT)	80 85	L
W, 1-21	at #18 Georgia*	51 81	L
Sa, 1-24	South Carolina*	86 67	W
W, 1-28	Miss. State*	89 70	W
Sa, 1-31	at Kentucky*	79 63	W
Th, 2-5	at #10 Florida*	69 80	L
Su, 2-8	Auburn*	71 63	W
W, 2-11	at Louisiana State*	55 77	L
Sa, 2-14	at Ole Miss*	50 68	L
F, 2-20	Georgia* (OT)	81 86	L
Th, 2-26	Auburn%	59 43	W
F, 2-27	#10 Florida%	49 63	L
Sa, 3-14	#20 Hawai'i\$	76 70	W
M, 3-16	Harvard\$	82 64	W
Sa, 3-21	Kansas\$\$	79 63	W
M, 3-23	#8 Duke\$\$	77 72	W
F, 3-27	#1 Tennessee\$\$\$	58 86	L


[xx] — Arkansas ranking at time of game
 * — Southeastern Conference Game
 % — SEC Tournament, Columbus, Ga.
 # -- Reebok Classic, Fleet Center, Boston, Mass.
 ! -- Arkansas Dial Classic VII, Fayetteville
 ## -- DMC Shootout, Fort Worth, Texas



4x AP All-America hon. men. Christy Smith

Arkansas used the same formula of 1995 -- impact freshmen and senior leadership -- to return to the postseason. Now the '95 freshmen were the '98 leaders, and despite preseason knee problems, seniors Christy Smith and Karen Jones would not be denied their ultimate goal. While the miracle run at the NCAA West Regional is well known, often overlooked are the key non-conference games -- the half-court back-breaker by Smith at Louisville and the OT rally at Valpo -- plus the must-win "play-off" for the at-large berth with Auburn at the SEC tournament. This was a heartbreak team that set the mark for most conference overtime games in a season with three.

§ -- NCAA West Region 1st & 2nd Round, Palo Alto, Calif.
 §§ -- NCAA West Regional, The New Arena, Oakland, Calif.
 \$\$\$ -- NCAA Final Four, Kemper Arena, Kansas City, Kan.



1998-99 1999 WOMEN'S NIT CHAMPIONS

Front row, from left: Amy Wright, Krystal Osborne, Wendi Willits, Sytia Messer, Kamara Stancle, Lonniya Bragg, Carrie Satterfield. Back row, from left: manager Malina Qaddoumi, student trainer Christie Clem, assistant coach Vic Schaefer, athletic trainer Kris Ring, assistant coach Trena Tillis, Brandi Whitehead, Tenille Adams, Karyn Karlin, Celia Anderson, Treva Christensen, Joy Oakley, head coach Gary Blair, assistant coach Amber Nicholas, manager Jason Clemons, manager Amira Qaddoumi.

1998-99
Overall: 20-14
SEC: 5-9 (11th)
Home: 15-4; Road: 3-8; Neutral: 2-2

	Preseason #18	UA	OPP	W/L
F,11-13	#19 Stanford# [18]	76	71	W
Sa,11-14	#3 Connecticut# [18]	64	100	L
M,11-16	Providence [18]	110	59	W
F,11-20	South Alabama! [18]	95	38	W
Sa,11-21	Louisville! [18]	70	61	W
Tu,11-24	Baylor [14]	75	64	W
Sa,11-28	Oral Roberts [14]	84	56	W
Tu,12-1	at Memphis [13]	58	70	L
Sa,12-5	at #22 Geo. Wash. [13]	56	74	L
Tu,12-8	SW Missouri	50	70	L
Th,12-17	#2 Tennessee*	62	82	L
Sa,12-19	Missouri	80	60	W
Tu,12-29	St. Bonaventure&	97	67	W
W,12-30	at Montana&	74	54	W
W,1-6	at LSU*	51	85	L
Sa,1-9	#17 Penn State	82	78	W
Th,1-14	Miss. State*	85	58	W
Su,1-17	at Vanderbilt*	57	73	L
Th,1-21	#5 Georgia*	59	68	L
Su,1-24	at S. Carolina*	88	80	W
Th,1-28	at Miss. State*	60	81	L
Su,1-31	Kentucky* (OT)	74	69	W
Th,2-4	Florida*	77	87	L
Su,2-7	at #19 Auburn*	46	66	L
Th,2-11	#20 LSU*	86	61	W
Su,2-14	Ole Miss*	73	80	L
Th,2-18	at #25 Alabama*	77	73	W
Su,2-21	at #14 Georgia*	82	98	L
Th,2-24	Miss. State%	70	79	L
F,3-12	Northwestern St.\$	78	60	W
Su,3-14	Oklahoma\$ (OT)	97	93	W
W,3-17	Rice\$\$	76	70	W
Sa,3-20	Drake\$\$\$	80	56	W
Tu,3-23	Wisconsin\$\$\$\$	67	64	W

[xx] -- Arkansas' ranking at time of game
* -- Southeastern Conference Game
% -- SEC Tournament, Chattanooga, Tenn.
-- Four in the Fall, San Jose Arena, San Jose, Calif.
! -- Arkansas Classic, Fayetteville



WNIT MVP Lonniya Bragg

Losing several starters from the Final Four team, Arkansas answered the persistent question from the 1998 run by defeating Stanford at San Jose in the season opener. The five-game run to the WNIT title was the highlight of a year of tremendous highs and lows. The season in a player was Karyn Karlin, the leading scorer who pushed Arkansas to a stunning upset over Penn State on CBS but saw her season end early with a torn ACL at Auburn.

& -- Lady Griz Holiday Classic, Missoula, Mt.
\$ -- WNIT 1st & 2nd Round, Fayetteville
\$\$ -- WNIT Quarterfinals, Fayetteville
\$\$\$ -- WNIT Semifinals, Fayetteville
\$\$\$\$ -- WNIT Championship, Fayetteville



1999-2000 2000 WOMEN'S NIT SEMIFINALISTS

Front row, from left: senior Karyn Karlin, freshman Lakishia Harper, junior Wendi Willits, freshman Dana Cherry, sophomore Amy Wright, freshman India Lewis, junior Lonniya Bragg; standing, from left, administrative assistant Mike Neighbors, manager Malina Qaddoumi, manager Jason Clemons, assistant coach Vic Schaefer, assistant coach Trena Tillis, senior Brandi Whitehead, junior Celia Anderson, freshman Katrina Nesby, sophomore Joy Oakley, assistant coach Amber Shirey, head coach Gary Blair, student trainer Tomika Jones, manager Amira Qaddoumi, trainer Sean Collins.

1999-2000
Overall: 17-15
SEC: 4-10 (10th)
Home: 12-5; Road: 4-8; Neutral: 1-2

	UA	OPP	W/L
Sa,11-20	La.-Monroe	85 48	W
M,11-22	at Missouri	83 76	W
F,11-26	UNC-Wilmington#	88 77	W
Sa,11-27	at Princeton#	87 45	W
Tu,11-30	#24 Boston College	79 68	W
F,12-3	at Baylor	80 69	W
W,12-8	SW Missouri	64 58	W
F,12-17	North Texas	102 69	W
Su,12-19	Memphis!	82 88	L
Tu,12-21	at New Mexico	66 71	L
Th,12-30	at Tulsa	80 62	W
M,1-3	George Washington	71 83	L
M,1-10	at #2 Tennessee*	69 79	L
Th,1-13	#17 LSU*	69 82	L
Su,1-16	at Kentucky*	60 68	L
Th,1-20	at #22 Miss. St.*	56 69	L
Su,1-23	Vanderbilt*	61 52	W
Th,1-27	S. Carolina*	87 79	W
Su,1-30	Iowa	72 65	W
Th,2-3	Alabama*	66 62	W
Su,2-6	Kentucky*	83 70	W
Th,2-10	at Florida*	73 87	L
Sa,2-12	at #7 LSU*	51 68	L
Th,2-17	at #13 Auburn*	56 73	L
Su,2-20	Georgia*	69 72	L
Th,2-24	#13 Auburn*	58 71	L
Su,2-27	at Ole Miss*	63 78	L
Th,3-2	Florida%	86 96	L
We,3-15	Wichita State\$	83 63	W
Sa,3-18	Missouri\$ (OT)	89 88	W
Tu,3-21	Georgia Tech\$\$	78 67	W
Sa,3-25	Florida\$\$\$	62 83	L

* -- Southeastern Conference Game
% -- SEC Tournament, Chattanooga, Tenn.
-- Princeton Holiday Classic, Princeton, NJ
! -- ALLTEL Arena, North Little Rock, Ark.
\$ -- WNIT 1st & 2nd Round, Fayetteville
\$\$ -- WNIT Quarterfinals, Fayetteville
\$\$\$ -- WNIT Semifinals, Fayetteville



Karyn Karlin

Two notable records belong to the 1999-2000 season. The team capitalized on the 5-0 finish of the previous season with an 8-0 start to break a pair of school records, consecutive wins and consecutive wins to begin the season. Unfortunately, a pair of losing streaks -- five games in January and seven games in February -- sent Arkansas back to the WNIT. The Razorbacks continued their WNIT winning streak into the semifinals before losing to league rival Florida.



2000-01

2001 WEST REGION SECOND ROUND

Front row, from left: junior Joy Oakley, junior Carla Rhodes, senior Wendi Willits, sophomore Lakishia Harper, junior Amy Wright, sophomore India Lewis, sophomore Dana Cherry, senior Lonniya Bragg. **Back row, from left:** assistant coach Amber Shirey, student assistant trainer Angie Gottspomer, associate head coach Vic Schaefer, manager Malina Qaddoumi, trainer Sean Collins, freshman Sarah Lundberg, senior Celia Anderson, freshman Katrina Nesby, freshman Kiesha Beard, freshman Shameka Christon, freshman Shanna Harmon, head coach Gary Blair, adm. assistant Mike Neighbors, manager Amira Qaddoumi, assistant coach Kelly Bond.

2000-01

Overall: 20-13

SEC: 6-8 (6th)

Home: 9-3; **Road:** 5-7; **Neutral:** 6-3

	UA	OPP	W/L
Sa, 11-18	at Memphis	58 66	L
M, 11-20	at Missouri	67 79	L
F, 11-24	Michigan#	78 67	W
Sa, 11-25	#22 NC State#	46 48	L
Su, 11-26	@Hawai'i#	76 73	W
F, 12-1	Oklahoma St. &	69 61	W
M, 12-4	Brigham Young	93 73	W
Th, 12-7	at Dayton	80 77	W
Su, 12-10	Southeastern La.	97 40	W
Th, 12-21	Harvard!	87 48	W
Sa, 12-30	TCU	81 65	W
Tu., 1-2	at S. Carolina*	49 66	L
F, 1-5	Tulsa	101 60	W
Su, 1-7	#2 Tennessee*	61 76	L
Th, 1-11	at #9 LSU*	54 61	L
Su, 1-14	Kentucky*	69 50	W
Th, 1-18	#21 Miss State*	72 45	W
Su, 1-21	at #15 Vanderbilt*	68 64	W
W, 1-24	at La.-Monroe	86 70	W
Su, 1-28	Auburn*	77 68	W
Th, 2-1	at Alabama*	69 74	L
Su, 2-4	at Kentucky*	84 78	W
Th, 2-8	#6 Florida*	64 75	L
Su, 2-11	#14 LSU*	58 62	L
Th, 2-15	Howard	98 69	W
Su, 2-18	at #5 Georgia*	60 81	L
Th, 2-22	at Auburn*	60 68	L
Sa, 2-24	Ole Miss*	82 64	W
Th, 3-1	Miss State%	94 76	W
F, 3-2	#10 Florida%	78 69	W
Sa, 3-3	#6 Georgia%	44 63	L
Sa, 3-17	#24 Baylor\$	68 59	W
M, 3-19	#5 Duke\$	54 75	L

* – Southeastern Conference Game
 % – SEC Tournament, Memphis, Tenn.
 # – Rainbow Wahine, Honolulu, Hawai'i
 & – The Myriad, Oklahoma City, Okla.
 ! – ALLTEL Arena, North Little Rock, Ark.
 \$ – NCAA 1st & 2nd Round, Durham, N.C.



Wendi Willits

Arkansas' first full season in the 21st century was the year of the three-pointers. Wendi Willits finished her career by adding the career trey mark -- 316 -- to her long list of three-point records at Arkansas. Willits' outside shooting drove this team to a school-record 202 three-point goals. The emergence of freshman Shameka Christon gave Arkansas great balance as the 2000-01 team became the seventh -- and most recent -- team in school history to finish the year with four double-digit scorers.

2001-02

2002 MIDEAST REGION SECOND ROUND

Front row, from left: senior Joy Oakley, senior Carla Rhodes, junior Lakishia Harper, senior Amy Wright, junior Kela Peterson, junior India Lewis, junior Dana Cherry. **Back row, from left:** student trainer Shane Bjornberg, trainer Sean Collins, mgr. Allison Singleton, associate head coach Vic Schaefer, assistant coach Amber Shirey, sophomore Shanna Harmon, sophomore Shameka Christon, sophomore Katrina Nesby, freshman Kiesha Beard, freshman Cara Wright, assistant coach Kelly Bond, head coach Gary Blair, admn. assistant Kelley Waters, mgr. Kim Markham, mgr. M.J. Keeler.

2001-02

Overall: 20-12

SEC: 7-7 (7th)

Home: 12-2; **Road:** 4-8; **Neutral:** 4-1

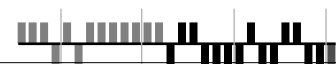
	UA	OPP	W/L
Sa, 11-17	La.-Monroe	99 47	W
Tu, 11-20	at Boston College	76 60	W
F, 11-23	at SW Missouri	48 64	L
Su, 11-25	Texas-Arlington!	79 48	W
Su, 12-2	Memphis	85 48	W
W, 12-5	at Tulsa	55 52	W
F, 12-7	Northern Iowa	63 66	L
Su, 12-9	Western Mich. (OT)	73 69	W
W, 12-19	Oklahoma St.	81 78	W
F, 12-21	Dayton	73 55	W
Sa, 12-29	at TCU	58 60	L
W, 1-2	at Brigham Young	85 57	W
Su, 1-6	at Ole Miss*	46 81	L
Th, 1-10	Alabama*	70 84	L
Su, 1-13	at #9 S. Carolina*	66 91	L
Th, 1-17	Kentucky*	76 64	W
Su, 1-20	at LSU*	55 65	L
Th, 1-24	at Miss. State* (OT)	82 85	L
Su, 1-27	#7 South Carolina*	74 46	W
Th, 1-31	#8 Vanderbilt*	67 57	W
Su, 2-3	at Alabama*	72 70	W
Th, 2-7	at #3 Tennessee*	65 93	L
Su, 2-10	LSU*	80 71	W
W, 2-13	Miss. Valley State	83 37	W
Su, 2-17	Auburn*	88 65	W
Th, 2-21	at #16 Florida*	58 64	L
Su, 2-24	#23 Georgia*	66 45	W
Th, 2-28	Ole Miss%	78 60	W
F, 3-1	#12 South Carolina%	79 61	W
Sa, 3-2	#6 Vanderbilt%	78 81	L
Sa, 3-15	Clemson\$	78 68	W
M, 3-17	at #11 Kansas State\$	68 82	L

* – Southeastern Conference Game
 % – SEC Tournament, Nashville, Tenn.
 ! – ALLTEL Arena, North Little Rock, Ark.
 \$ – NCAA 1st & 2nd Round, Manhattan, Kan.



Amy Wright

The fact Amy Wright broke Amber Nicholas' career assist record was a foregone conclusion at the start of 2001-02; however, that Wright's ball handling ability would lead to a new season-record 205 assists and a whopping 717 for her career wasn't. Lost in her assist record was the senior guard's ability to protect the basketball as the 2001-02 team broke the school record for fewest turnovers with 433 -- highly significant considering the short length of some of Arkansas' early seasons. This team also claimed the school record for most blocked shots in a season with 136.



2002-03

2003 WEST REGION SECOND ROUND

Front row, from left: freshman Sarah Pfeifer, senior Dana Cherry, senior Kela Peterson, senior Lakishia Harper, senior India Lewis, freshman Rochelle Vaughn, freshman Redd Coleman, freshman Kristin Moore. **Back row, from left:** manager Britteny Johnson, manager Allison Singleton, associate head coach Vic Schaefer, assistant coach Amber Shirey, sophomore Cara Wright, junior Shameka Christon, junior Katrina Nesby, freshman Ruby Vaden, junior Shanna Harmon, graduate assistant trainer John Parrigon, assistant coach Kelly Bond, administrative assistant Kelley Waters, head coach Gary Blair. Not pictured, trainer Sean Collins, sophomore Kiesha Beard.

2002-03

Overall: 22-11

SEC: 7-7 (7th)

Home: 12-2; **Road:** 5-6; **Neutral:** 5-3

		UA	OPP	W/L
Sa, 11-23	Stephen F. Austin [17]	78	54	W
M, 11-25	Texas Christian [17]	76	66	W
Th, 11-28	Old Dominion# [17]	54	49	W
F, 11-29	Hampton# [17]	78	41	W
Sa, 11-30	#1 Duke# (OT) [17]	72	74	L
F, 12-6	Northwestern St& [13]	79	60	W
Sa, 12-7	Rice& [13]	63	50	W
M, 12-9	Tulsa [13]	66	49	W
Th, 12-19	SW Missouri St. [10]	64	46	W
Sa, 12-28	Western Kentucky [10]	71	61	W
M, 12-30	Loyola Marymount [9]	87	52	W
Th, 1-2	at Oklahoma St. [9]	58	60	L
Su, 1-5	Montana St. [11]	85	37	W
M, 1-6	La-Lafayette! [11]	75	57	W
Th, 1-9	at Memphis [11]	78	64	W
Su, 1-12	#13 S. Carolina* [11]	67	58	W
Th, 1-16	Florida* [10]	84	45	W
Su, 1-19	#2 LSU* [10]	82	72	W
Th, 1-23	at #18 Vanderbilt* [8]	59	76	L
Su, 1-26	at Auburn* [8]	36	64	L
Th, 1-30	#4 Tennessee* [12]	79	92	L
Su, 2-2	at Alabama* [12]	59	58	W
Su, 2-9	Ole Miss* [14]	62	60	W
Th, 2-13	at Kentucky* [13]	70	60	W
Su, 2-16	at #15 S. Carolina* [13]	59	83	L
Th, 2-20	#16 Miss. State* [15]	59	72	L
Su, 2-23	at #13 Georgia* [15]	60	69	L
Th, 2-27	at #4 LSU* [21]	57	70	L
Su, 3-2	Alabama* [21]	68	57	W
Th, 3-6	Alabama% [23]	53	48	W
F, 3-7	#6 LSU% [23]	72	78	L
Su, 3-23	at Cincinnati‡ [24]	71	57	W
Tu, 3-25	#5 Texas§ [24]	50	67	L

[xx] — Arkansas ranking at time of game
 * — Southeastern Conference Game
 % — SEC Tournament, North Little Rock, Ark.
 # — Paradise Jam, U.S. Virgin Islands
 & — Gene Hackerman Inv., Houston, Texas
 ! — ALLTEL Arena, North Little Rock, Ark.
 § — NCAA 1st & 2nd Round, Cincinnati, Ohio



India Lewis

For only the third time in school history, Arkansas started and finished the season ranked in the AP top 25. The 2003 team also got off to one of the four fastest starts in school history, pushing to 10-1. The season peaked with a stunning upset of No. 2 LSU, 82-72, before one of the largest crowds in school history at Walton Arena. Another five-figure crowd came a week later to see Arkansas come up short against fourth-ranked Tennessee. It was part of a 55,000-fan January for all women's athletics combined in Fayetteville. The year had another peak as the SEC crossed the Mississippi River for the first time for a basketball tournament, and the result was a record-setting attendance at ALL-TEL.



2003-04

Front row, from left: sophomore forward Sarah Pfeifer, junior guard April Seggebruch, sophomore guard Rochelle Vaughn, freshman guard Kristin Peoples, junior guard Adrienne Bush, junior guard Sheree Thompson, freshman forward Danielle Allen; **back row, standing from left:** manager Allison Singleton, graduate assistant Alli Clark, director of basketball operations Kelley Waters, assistant coach Charity Elliott, assistant coach Rena Faust-Holden, senior post Shanna Harmon, senior forward Shameka Christon, senior post Katrina Nesby, sophomore post Ruby Vaden, sophomore guard-forward Kristin Moore, head coach Susie Gardner, basketball athletic trainer Sean Collins, student athletic trainer Maggie Harrington, assistant coach Amber Shirey and manager Britteny Johnson.

2003-04

Overall: 16-12

SEC: 5-9 (9th)

Home: 7-4; **Road:** 7-7; **Neutral:** 2-1

		UA	OPP	W/L
F, 11-21	at Wichita State	81	72	W
M, 11-24	Rice	65	46	W
F, 11-28	Oregon State#	58	50	W
Sa, 11-29	at Loyola Marymount#	58	64	L
W, 12-3	at Western Ky	67	65	W
Sa, 12-6	at #21 TCU (OT)	62	67	L
Tu, 12-9	at Tulsa	64	43	W
Th, 12-18	Northwestern State!	78	64	W
Sa, 12-20	at Indiana	78	70	W
Su, 12-28	at Stephen F. Austin	79	61	W
Tu, 12-30	McNeese State	72	52	W
F, 1-2	Memphis	79	75	W
Su, 1-4	Oklahoma State	75	55	W
Th, 1-8	at #5 Tennessee*	44	83	L
Su, 1-11	Ole Miss*	67	61	W
Su, 1-18	at South Carolina*	66	52	W
Th, 1-22	#12 LSU*	65	73	L
Su, 1-25	#22 Auburn*	44	71	L
Th, 1-29	#24 Vanderbilt*	69	74	L
Su, 2-1	at Miss. State*	55	57	L
Su, 2-8	#16 Georgia*	71	63	W
Th, 2-12	at #16 LSU*	65	92	L
Su, 2-15	at Alabama*	65	68	L
Th, 2-19	Kentucky*	69	58	W
Su, 2-22	at Florida*	82	68	W
Th, 2-26	#2 Tennessee*	71	93	L
Su, 2-29	at Ole Miss*	73	84	L
Th, 3-4	Miss State%	74	79	L

* — Southeastern Conference Game
 % — SEC Tournament, Nashville, Tenn.
 # — LMU Thanksgiving Classic, Los Angeles, Calif.
 ! — Summit Arena, Hot Springs, Ark.



SEC Player of the Year Shameka Christon

Under new head coach Susie Gardner, Shameka Christon's offensive production jumped to 21.8 ppg to lead the SEC in scoring. As a result, the senior became the first Razorback women's basketball player to earn SEC Player of the Year and the first Associated Press Third-Team All-American. Arkansas posted its most wins on the road in almost a decade under its new head coach. The Razorbacks also notched a school record for most three-point attempts. After the close of the season, Christon became the highest drafted Arkansas women's basketball player by the WNBA, selected fifth overall by the New York Liberty.



2004-05 2005 WNIT SECOND ROUND

Front row seated, from left: junior Sheree Thompson, sophomore Kristin Peoples, junior Rochelle Vaughn, senior Adrienne Bush, sophomore Sarah Pfeifer, junior Melissa Hobbs, senior April Seggebruch, freshman Brittney Vaughn, senior Allison Singleton; **back row standing, from left:** graduate assistant athletic trainer Lucy Mansfield, graduate assistant Alli Clark, basketball trainer Phill Vardimann, assistant coach Amber Shirey, assistant coach Rena Faust-Holden, sophomore Danielle Allen, junior Kristina Andjelkovic, junior Ruby Vaden, junior Kristin Moore, freshman Christina Lawrence, assistant coach Johnnie Harris, head coach Susie Gardner, strength coach J.C. Moreau, manager Marie Earwood, manager Brittany Johnson, director of basketball operations Kelley Waters.

2004-05

Overall: 17-14

SEC: 3-11 (11th)

Home: 10-4; **Road:** 3-8; **Neutral:** 4-2

	UA	OPP	W/L
F, 11-19	Alabama State	74 49	W
Su, 11-21	Centenary	86 52	W
Th, 11-25	#15 Purdue#	51 55	L
F, 11-26	Idaho St#	69 59	W
Su, 11-28	Western Kentucky	83 79	W
W, 12-1	Indiana	53 50	W
F, 12-3	Wichita State	78 55	W
Tu, 12-7	at Memphis	59 53	W
Th, 12-16	La.-Lafayette!	82 68	W
Tu, 12-21	Oregon	65 62	W
Th, 12-30	at #16 Georgia*	57 78	L
Su, 1-2	at Cincinnati	66 54	W
Th, 1-6	Florida*	56 68	L
Su, 1-9	at Mississippi*	73 85	L
Th, 1-13	at #8 Tennessee*	54 72	L
Su, 1-16	Miss State*	83 71	W
Th, 1-20	at #2 LSU*	45 91	L
Su, 1-23	S. Carolina*	61 49	W
Tu, 1-25	at UM-Kansas City	69 46	W
Su, 1-30	Mississippi*	52 75	L
Th, 2-3	at Auburn*	51 62	L
Th, 2-10	Alabama*	83 68	W
Su, 2-13	Georgia Tech&	71 59	W
Th, 2-17	at #22 Vanderbilt*	43 78	L
Su, 2-20	#6 Tennessee*	71 84	L
Th, 2-24	#1 LSU*	64 90	L
Su, 2-27	at Kentucky*	67 73	L
Th, 3-3	Miss St.%	80 73	W
F, 3-4	Vanderbilt%	60 79	L
F, 3-18	UNLV\$	61 48	W
M, 3-21	at Arkansas State\$\$	84 98	L

* - Southeastern Conference Game

% - SEC Tournament, Nashville, Tenn.

- Flint Hills Resources Islander Classic, Corpus Christi, Texas

! - ALLTEL Arena, N. Little Rock, Ark.

& - Russell Athletics Shootout, Duluth, Ga.

\$ - WNIT First Round, Fayetteville, Ark.

\$\$ - WNIT Second Round, Jonesboro, Ark.



SEC Scholar-Athlete of the Year Sarah Pfeifer

The 9-1 start for 2004-05 tied the school record for best opening 10 games. Sophomore Sarah Pfeifer was named the SEC Scholar-Athlete of the Year, giving Arkansas back-to-back league-wide player honors. It was an award Pfeifer earned the hard way. Returning to the lineup from shoulder surgery the year before, the redshirt sophomore wasn't supposed to lead the team in scoring. But torn ACLs for two starting post players in the space of three weeks sent the not-quite 6-0 Pfeifer into the land of the giants. A former high school post, she flourished with several 20-point plus games down the stretch to lead Arkansas into the WNIT. The 2005 team shattered the school record for steals thanks to a new commitment to team defense. Nationally ranked during the early half of the season, the duo of Kristen Peoples and Rochelle Vaughn set the pace. Arkansas led the nation in steals deep into the season, finishing with 388. It also led to a near-record with 728 opponent turnovers, significant as the record season of 751 steals had the benefit of two more games than the 2004-05 team.



2005-06

Front row seated, from left: senior Adrienne Bush, sophomore Brittney Vaughn, freshman Ayana Brereton, junior Leslie Howard, junior Danielle Allen, senior Rochelle Vaughn, junior Kristin Peoples, senior Sheree Thompson, junior Dominique Washington. **Back row standing, from left:** manager Trudi Spencer, basketball trainer Sara Melby, manager Nathan Bodenstein, assistant coach Amber Shirey, assistant coach Johnnie Harris, freshman Whitney Jones, junior Sarah Pfeifer, senior Kristina Andjelkovic, senior Kristin Moore, senior Melissa Hobbs, head coach Susie Gardner, strength coach J.C. Moreau, assistant coach Khadija Head, student trainer Malinda McNew, graduate assistant coach Allison Singleton.

2005-06

Overall: 13-15

SEC: 5-9 (8th)

Home: 9-4; **Road:** 2-10; **Neutral:** 2-1

	UA	OPP	W/L
F, 11-18	at SMU	73 63	W
M, 11-21	Memphis	99 53	W
F, 11-25	at Oregon	59 70	L
Sa, 11-26	at Portland St.	65 67	L
Tu, 11-29	Grambling	88 69	W
Th, 12-1	Tulsa	64 66	L
Su, 12-4	UMKC	84 57	W
Tu, 12-6	at Western Kentucky	73 89	L
Th, 12-15	Nicholls State!	75 40	W
Su, 12-18	Texas-Pan American	74 44	W
W, 12-21	New Orleans	84 46	W
Th, 12-29	Coppin St.#	49 33	W
F, 12-30	Fla. International#	58 54	L
Th, 1-5	at Miss. State*	66 45	W
Su, 1-8	#20 Vanderbilt* (OT)	52 51	W
Th, 1-12	Auburn*	64 60	W
Su, 1-15	at Alabama*	73 75	L
Su, 1-22	Miss. State*	60 58	W
Th, 1-26	#24 Florida*	69 63	W
Su, 1-29	at S. Carolina*	52 61	L
Th, 2-2	#3 LSU*	59 93	L
Su, 2-5	at #5 Tennessee*	37 77	L
Th, 2-9	at #22 Vanderbilt*	59 64	L
Su, 2-12	Kentucky*	50 79	L
Su, 2-19	at #2 LSU*	42 64	L
Th, 2-23	#13 Georgia*	80 86	L
Su, 2-26	at Ole Miss*	78 85	L
Th, 3-2	Ole Miss %	64 94	L

* - Southeastern Conference Game

- SEC Tournament, N. Little Rock, Ark.

! - FIU Sun & Fun Classic, Miami, Fla.

% - Summit Arena, Hot Springs, Ark.

COACH SUSIE GARDNER

4 years, 64-54

2003-2007

Becoming the sixth head coach in April 2003, Susie Gardner posted three winning seasons in her four at Arkansas.

Her teams had some historic high points, including the best starts in SEC (2006) and overall (2006-07), but also had some of the most dramatic lows, longest losing streak and worst SEC regular season mark. Gardner's first teams produced a pair of SEC athletes of the year with Shameka Christon took overall player of the year in 2004 and Sarah Pfeifer received the scholar-athlete of the year award in 2005. Her final team saw Pfeifer repeat the scholar award and the first double-double player in a generation, Lauren Ervin.



Injuries were the toughest opponent with three starters lost over the course of the year (Sarah Pfeifer's preseason torn ACL, Danielle Allen's ACL and Kristin Peoples' back) plus other limiting injuries (Whitney Jones' shin). In spite of only one player starting every game (Rochelle Vaughn) and four playing every game, the 05-06 team set school records for the best start in SEC play at 5-1, including the first-ever SEC road win in a conference opener.



2006-07

Front row seated, from left: Kendra Roberts, Charity Ford, Leslie Howard, Danielle Allen, Dominique Washington, Sarah Pfeifer, Tanisha Smith, Ayana Brereton, Donica Cosby, Brittney Vaughn. **Back row standing, from left:** manager Erin Cox, manager Haley Bestgen, manager Trudi Spencer, graduate assistant Allison Singleton, assistant coach Amber Shirey, assistant coach Johnnie Harris, strength coach J.C. Moreau, LaKendra Spates, Lauren Ervin, Whitney Jones, head coach Susie Gardner, assistant coach Mike Neighbors, director of basketball operations Khadija J. Head, athletic trainer Jeremy Braziel, assistant athletic trainer Katie Weindinger, and manager Nathan Bodenstein.

2006-07

Overall: 18-13

SEC: 3-11 10th

Home: 7-6; **Road:** 9-5; **Neutral:** 2-2

		UA	OPP	W/L
F, 11-10	at Clemson	75	69	W
M, 11-13	Louisiana-Monroe	62	54	W
F, 11-17	at Lipscomb	77	39	W
Sa, 11-18	at Austin Peay	58	46	W
M, 11-20	Wichita State	80	70	W
F, 11-24	Denver#	84	58	W
Sa, 11-25	at Hawai'i#	70	56	W
Su, 11-26	#2 North Carolina#	69	94	L
F, 12-1	Portland State	97	62	W
Su, 12-3	Texas Southern	90	50	W
W, 12-13	SMU [25]	70	58	W
Sa, 12-16	at Tulsa [25]	78	67	W
M, 12-18	at Memphis [24]	70	54	W
W, 12-20	Stephen F. Austin! [Cox] [24]	75	54	W
Th, 12-28	Cincinnati [23]	94	82	W
Sa, 12-30	at St. Louis [23]	66	59	W
Th, 1-4	at #11 Vanderbilt* [20]	61	98	L
Su, 1-7	Miss State* [20]	73	81	L
Su, 1-14	at Auburn* [25]	65	62	W
Th, 1-18	Alabama*	71	63	W
Su, 1-21	at Florida*	67	57	W
Th, 1-25	at #8 LSU*	53	70	L
Su, 1-28	#15 Vanderbilt	34	61	L
Th, 2-1	at Miss State*	75	80	L
Su, 2-4	Ole Miss* (2 OT)	87	90	L
Th, 2-8	S. Carolina* [FSN]	69	74	L
Th, 2-15	#7 LSU*	65	86	L
Su, 2-18	at Kentucky* [FSN]	60	87	L
Th, 2-22	#2 Tennessee* (OT)	68	75	L
Su, 2-25	at #11 Georgia*	51	69	L
Th, 3-1	Kentucky%	57	72	L

* - Southeastern Conference Game

% - SEC Tournament, Duluth, Ga.

- Hawaiian Airlines Rainbow Wahine, Honolulu, Hawai'i

! - Summit Arena, Hot Springs, Ark.



All-SEC Second Team Lauren Ervin

Junior transfer Lauren Ervin became the first double-double player at Arkansas since the great Shelly Wallace in the late 1980s. Ranked nationally for rebounds most the year, she has 11 double-double games -- second only to Wallace for a season or career -- to finish the year with 12 ppg and 10 rpg. Ervin shattered the school marks for blocks in SEC play. A school-record start to the season at 15-1 and a midseason AP ranking did not last as the Razorbacks closed with a school-record 10-game losing streak leading to the resignation of Susie Gardner as head coach in early March.



2007-08

Front row seated, from left: Shanita Arnold, Charity Ford, Hailey Nutt, Whitney Jones, Sarah Pfeifer, Ayana Brereton, Brittney Richardson, Kendra Howard, Brittney Vaughn. **Back row standing, from left:** manager Trudi Spencer, manager Haley Bestgen, head coach Tom Collen, video coordinator Jake Nelp, assistant coach Greg Collins, associate head coach Timothy Eatman, Whitney Zacharison, Lauren Ervin, Ashlea Williams, assistant coach Zenarae Antoine, strength coach J.C. Moreau, graduate assistant Angie Nelp, basketball athletic trainer Jeremy Braziel, executive director of basketball operations Amber Shirey, manager Erin Cox, assistant athletic trainer Joanna Schafhausen.

2007-08

Overall: 17-13

SEC: 2-12 (H: 1-6; R: 1-6)

Home: 10-6; **Road:** 2-6; **Neutral:** 5-1

		UA	OPP	W/L
Su, 11-11	Lipscomb	87	60	W
W, 11-14	Jackson State	72	49	W
Sa, 11-17	Austin Peay	61	48	W
Tu, 11-20	Tulsa	69	52	W
F, 11-23	Georgia Southern#	77	51	W
Sa, 11-24	New Orleans#	65	44	W
W, 11-28	at Missouri	66	53	W
Su, 12-2	Clemson	79	63	W
Tu, 12-4	Sam Houston State	89	62	W
Th, 12-13	Northwestern State!	59	43	W
Sa, 12-15	St. Louis	74	59	W
Tu, 12-18	Memphis	91	66	W
F, 12-29	Delaware&	62	49	W
Sa, 12-30	Marquette&	71	69	W
Sa., 1-5	Texas Tech	80	57	W
Th, 1-10	#11 LSU*	54	76	L
Su, 1-13	at Ole Miss*	55	63	L
Th, 1-17	at Alabama*	63	49	W
Su, 1-20	Florida*	74	92	L
Th, 1-24	at #2 Tennessee*	55	98	L
Su, 1-27	Miss State*	56	42	W
Su, 2-3	at S. Carolina*	50	59	L
Th, 2-7	#24 Georgia*	58	72	L
Su, 2-10	Auburn*	68	73	L
Su, 2-17	at Florida*	73	75	L
Th, 2-21	#25 Vanderbilt*	50	63	L
Su, 2-24	Kentucky*	56	59	L
Th, 2-28	at #6 LSU*	46	83	L
Su, 3-2	at Auburn*	57	74	L
Th, 3-6	Auburn%	51	73	L

* - Southeastern Conference Game

% - SEC Tournament, Nashville, Tenn.

- UTSA Thanksgiving Classic, San Antonio, Texas

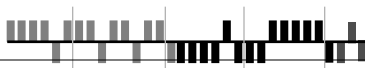
& - Dartmouth Tournament, Hanover, N.H.

! - Summit Arena, Hot Springs, Ark.



WBCA Robin Roberts Award Winner Brittney Vaughn

Tom Collen's first season at Arkansas was a record-breaker as the Razorbacks opened 15-0. The 2007-08 team established both the longest in-season and all-time winning streak with its perfect run through the entire non-conference slate. Returning to the AP Top 25 after defeating Marquette then thrashing old SWC rival Texas Tech, Arkansas seemed poised to become a factor in SEC play. Unfortunately, the team's double-double leader Lauren Ervin tore her ACL in the conference opener and the team was never the same. In spite of the nine-game losing streak to end the year, there were several individual achievements. Ervin was a third-round draft pick of the Connecticut Sun, and senior point guard Brittney Vaughn became the first Razorback to win a national award from the WBCA as she was named the Robin Roberts Award recipient at the 2009 Women's Final Four.



2008-09

Front row seated, from left: Ayana Brereton, Jamesha Townsend, Julie Inman, Lyndsay Harris, Shanita Arnold, Ceira Ricketts, Charity Ford, Brittney Richardson. **Back row standing, from left:** manager Emily Pearson, manager Caroline Powell, executive director of basketball operations Amber Shirey, basketball athletic trainer Jeremy Brazier, assistant coach Greg Collins, associate head coach Timothy Eatman, Whitney Jones, Ashley McCray, head coach Tom Collen, Ashlea Williams, Ashley Daniels, assistant coach Zenarae Antoine, graduate assistant David Walker, director of strength and conditioning for Olympic sports Todd Barbour, manager Grace Parker, manager Erin Cox, manager Haley Bestgen.

2008-09

Overall: 18-14

SEC: 6-8 (H: 3-4; R: 3-4)

Home: 12-5; **Road:** 4-7; **Neutral:** 2-2

		UA	OPP	W/L
Sa, 11-15	La-Monroe	77	38	W
W, 11-19	High Point	63	46	W
F, 11-21	SMU	78	69	W
Su, 11-23	Northwestern	60	44	W
F, 11-28	Oregon State#	56	69	L
Sa, 11-29	Pacific#	78	61	W
W, 12-3	at Memphis	76	69	W
Sa, 12-5	Miss Valley!	79	46	W
Su, 12-6	Kansas State!	56	65	L
Tu, 12-9	North Dakota	85	73	W
Th, 12-18	Dartmouth	66	57	W
Su, 12-21	Missouri	55	56	L
M, 12-29	Western Illinois	70	53	W
W, 12-31	Stetson	85	44	W
Sa, 1-3	at Texas Tech	60	75	L
Th, 1-8	LSU*	42	62	L
Su, 1-11	at Kentucky*	63	72	L
Su, 1-18	#6 Auburn*	61	70	L
Th, 1-22	#10 Tennessee*	67	76	L
Su, 1-25	at Miss State*	65	62	W
Th, 1-29	at #20 Vanderbilt* (OT)	61	72	L
Su, 2-1	#12 Florida*	78	94	L
Th, 2-5	at LSU*	53	68	L
Su, 2-8	at Georgia*	77	64	W
Th, 2-12	S. Carolina*	58	54	W
Su, 2-15	Ole Miss*	70	59	W
Th, 2-19	at #15 Florida*	83	74	W
Su, 2-22	Alabama*	74	69	W
Su, 3-1	at #3 Auburn*	57	94	L
Th, 3-5	Ole Miss%	60	65	L
Mo, 3-23	Okla. State! (OT)	61	60	W
Th, 3-36	at Kansas!	59	75	L

* - Southeastern Conference Game

% - SEC Tournament, North Little Rock, Ark.

- Junkanoo Jam, Freeport Division

Grand Bahama Island

& - Commerce Bank Wildcat Classic, Manhattan, Kan.

! - WNIT Tournament

COACH TOM COLLEN

Third year, 35-27
2007-

The naming of Arkansas' seventh women's basketball head coach was a homecoming for one of America's most successful coaches, Tom Collen. The recruiting coordinator and eventually assistant head coach during Arkansas' surge to the Final Four in the 1990s, Collen left his mark at Arkansas through his previous players like four-time All-American Christy Smith and future top three-point shooter in America Wendi Willits. He made an immediate impact again as his first recruiting class as the head coach for Razorbacks was ranked top 25 in the country. Arriving at Arkansas as one of the top 10 winningest women's basketball coaches in the game, Collen in his first nine seasons as a head coach already has 200 career victories with 10 postseason appearances: five trips at Colorado State, four at Louisville and one at Arkansas.



2009-10

Front row seated, from left: Ashlea Williams, Brittney Richardson, Julie Inman, Lyndsay Harris, Charity Ford, head coach Tom Collen, C'eira Ricketts, Dominique Robinson, Jamesha Townsend, Kristen Gillespie, Quistelle Williams. **Back row standing, from left:** manager Emily Pearson, executive director of basketball operations Amber Shirey, manager Jeff Brazil, assistant coach Greg Collins, graduate assistant David Walker, assistant coach Zenarae Antoine, Sarah Watkins, Ashley McCray, Skye Rees, Ashley Daniels, associate head coach Timothy Eatman, strength coach Todd Barbour, athletic trainer Jeremy Brazier, manager Erin Cox, manager Haley Bestgen, manager Grace Parker.

2009-10

Overall: TBA

SEC: TBA

Home: TBA; **Road:** TBA; **Neutral:** TBA

UA OPP W/L

Su, 11-15	Alcorn State
W, 11-18	at SMU
Su, 11-22	East Tennessee St.
Th, 11-26	Iona!
Fr, 11-27	Western Kentucky!
W, 12-2	Kansas State
Sa, 12-5	at Oklahoma
Tu, 12-8	Coppin State
Th, 12-7	at Northwestern
Sa, 12-19	DePaul#
Su, 12-20	FSU/UTSA #
M, 12-21	UNLV, VCU, Kansas State, Hawai'i#
Tu, 12-29	Sam Houston State
Su, 1-3	FLORIDA *
Th, 1-7	LSU *
Su, 1-10	at OLE MISS *
Th, 1-14	MISS STATE *
Su, 1-17	GEORGIA *
Th, 1-21	at KENTUCKY *
Su, 1-24	at ALABAMA * (FSN)
Su, 1-31	VANDERBILT *
Th, 2-4	at TENNESSEE * (FSN)
Su, 2-7	KENTUCKY *
Th, 2-11	at AUBURN *
Su, 2-14	at SOUTH CAROLINA * (ESPN2)
Th, 2-18	OLE MISS *
Su, 2-21	ALABAMA *
Th, 2-25	at LSU * (FSN)
Su, 2-28	at GEORGIA * (SEC Network)
Th, 3-4	TBA%

*-Southeastern Conference Game

%-SEC Tournament, Duluth, Ga.

! Caribbean Challenge (Cancun, Mexico)

#Duel in the Desert (Las Vegas, Nev.)

ALL - TIME SOUTHEASTERN CONFERENCE STANDINGS

	SEC ONLY			OVERALL		
	W	L	PCT	W	L	PCT
Auburn	12	2	.857	30	4	.882
Vanderbilt	10	4	.714	26	9	.789
LSU	10	4	.714	19	11	.633
Florida	9	5	.643	24	8	.750
Tennessee	9	5	.643	22	11	.667
Miss. State	8	6	.571	23	10	.697
Georgia	7	7	.500	18	14	.563
ARKANSAS	6	8	.429	18	14	.563
Ole Miss	5	9	.357	18	15	.545
Kentucky	5	9	.357	16	16	.500
S. Carolina	2	12	.168	10	18	.357
Alabama	1	13	.071	13	17	.433

	SEC ONLY			OVERALL		
	W	L	PCT	W	L	PCT
LSU	14	0	1.000	25	4	.862
Tennessee	13	1	.929	27	2	.931
Vanderbilt	11	3	.786	22	7	.759
Kentucky	8	6	.571	14	13	.519
Georgia	8	6	.571	21	8	.750
Auburn	7	7	.500	19	10	.655
Florida	6	8	.385	17	12	.586
Ole Miss	6	8	.462	12	13	.462
Miss. State	4	10	.287	16	13	.552
S. Carolina	4	10	.287	15	14	.500
ARKANSAS	2	12	.143	17	12	.586
Alabama	1	13	.071	8	21	.276

	SEC ONLY			OVERALL		
	W	L	PCT	W	L	PCT
Tennessee	14	0	1.000	34	3	.919
Georgia	11	3	.786	27	7	.794
Vanderbilt	10	4	.714	28	6	.765
LSU	10	4	.714	30	8	.789
Ole Miss	9	5	.643	24	11	.686
Miss. State	7	7	.500	18	14	.563
Kentucky	6	8	.429	20	14	.588
S. Carolina	6	8	.429	18	15	.545
Auburn	6	8	.429	21	13	.617
ARKANSAS	3	11	.214	18	13	.581
Florida	2	12	.143	9	22	.290
Alabama	0	14	.000	10	20	.333



Amy Wright

	SEC ONLY			OVERALL		
	W	L	PCT	W	L	PCT
LSU	13	1	.929	31	4	.886
Tennessee	11	3	.786	31	5	.861
Georgia	10	4	.714	23	9	.719
Kentucky	9	5	.643	22	9	.710
Florida	8	6	.571	21	9	.700
Vanderbilt	8	6	.571	21	11	.686
S. Carolina	7	7	.500	17	12	.586
Ole Miss	5	9	.357	17	14	.548
ARKANSAS	5	9	.357	13	15	.464
Auburn	4	10	.286	14	15	.483
Alabama	3	11	.214	9	19	.321
Miss. State	1	13	.071	6	22	.214

	SEC ONLY			OVERALL		
	W	L	PCT	W	L	PCT
LSU	14	0	1.000	33	3	.917
Tennessee	13	1	.929	30	5	.857
Vanderbilt	10	4	.714	24	8	.750
Georgia	9	5	.643	24	10	.706
Ole Miss	8	6	.571	19	11	.633
Miss. State	6	8	.429	17	12	.586
Auburn	6	8	.429	16	13	.552
Florida	5	9	.357	14	15	.483
Alabama	4	10	.286	14	15	.483
Kentucky	4	10	.286	18	16	.529
ARKANSAS	3	11	.214	17	14	.548
S. Carolina	2	12	.143	8	21	.279

	SEC ONLY			OVERALL		
	W	L	PCT	W	L	PCT
Tennessee	14	0	1.000	31	4	.886
LSU	10	4	.714	27	8	.771
Auburn	9	5	.643	22	9	.710
Florida	8	6	.571	19	11	.633
Georgia	8	6	.571	25	10	.714
Vanderbilt	8	6	.571	26	8	.765
Ole Miss	7	7	.500	17	14	.548
Miss. State	7	7	.500	14	15	.483
ARKANSAS	5	9	.357	16	12	.571
Alabama	4	10	.286	12	16	.429
Kentucky	3	11	.214	11	17	.393
S. Carolina	1	13	.071	10	18	.357

	SEC ONLY			OVERALL		
	W	L	PCT	W	L	PCT
Tennessee	14	0	1.000	33	5	.868
LSU	11	3	.786	30	4	.882
Georgia	10	4	.714	21	10	.677
Miss. State	10	4	.714	24	8	.750
S. Carolina	9	5	.643	23	8	.742
Vanderbilt	9	5	.643	22	10	.688
ARKANSAS	7	7	.500	22	11	.667
Auburn	5	9	.357	23	11	.676
Kentucky	4	10	.286	11	16	.407
Alabama	3	11	.214	13	15	.464
Florida	1	13	.071	9	19	.321
Ole Miss	1	13	.071	12	16	.429

	SEC ONLY			OVERALL		
	W	L	PCT	W	L	PCT
Tennessee	13	1	.929	29	5	.853
S. Carolina	10	4	.714	25	7	.781
Vanderbilt	10	4	.714	30	7	.812
LSU	8	6	.571	18	12	.600
Miss. State	8	6	.571	19	12	.613
Florida	8	6	.571	18	11	.621
ARKANSAS	7	7	.500	20	12	.625
Alabama	7	7	.500	19	12	.613
Georgia	6	8	.429	19	11	.633
Ole Miss	3	11	.214	11	17	.393
Auburn	3	11	.214	16	13	.552
Kentucky	1	13	.071	9	20	.310

	SEC ONLY			OVERALL		
	W	L	PCT	W	L	PCT
Tennessee	14	0	1.000	31	3	.912
Georgia	11	3	.786	27	6	.818
Florida	11	3	.786	24	6	.800
Vanderbilt	8	6	.571	24	10	.706
LSU	8	6	.571	20	11	.645
ARKANSAS	6	8	.429	20	13	.606
S. Carolina	6	8	.429	11	17	.393
Alabama	5	9	.357	19	12	.613
Auburn	5	9	.357	17	12	.586
Ole Miss	4	10	.286	17	13	.567
Miss. State	4	10	.286	17	14	.548
Kentucky	2	12	.143	6	21	.222

	SEC ONLY			OVERALL		
	W	L	PCT	W	L	PCT
Georgia	13	1	.929	32	4	.889
Tennessee	13	1	.929	33	4	.892
LSU	11	3	.786	25	7	.781
Auburn	9	5	.643	22	8	.733
Miss. State	8	6	.571	24	8	.750
Vanderbilt	6	8	.429	21	13	.618
Florida	6	8	.429	21	13	.618
Alabama	5	9	.357	15	14	.517
Kentucky	5	9	.357	15	14	.517
ARKANSAS	4	10	.286	17	15	.531
S. Carolina	3	11	.214	13	15	.464
Ole Miss	1	13	.071	12	16	.429

	SEC ONLY			OVERALL		
	W	L	PCT	W	L	PCT
Tennessee	13	1	.929	31	3	.912
LSU	10	4	.714	22	8	.733
Georgia	9	5	.643	27	7	.794
Auburn	8	6	.571	20	9	.690
Alabama	7	7	.500	20	11	.645
Miss. State	7	7	.500	17	11	.607
Kentucky	7	7	.500	21	11	.656
Florida	6	8	.429	19	14	.576
Vanderbilt	6	8	.429	13	14	.481
Ole Miss	6	8	.429	15	13	.536
ARKANSAS	5	9	.357	20	14	.588
S. Carolina	0	14	.000	11	16	.407

ARKANSAS IN THE AP POLL

Highest Ranking: #7 (12/4/95 & 12/11/95)
 Highest Preseason Ranking: #10 (90-91 & 95-96)
 Longest Poll Run: 28 weeks (2/19/90 to 12/29/91)
 Cons. Weeks in Top 10: 5 (2/11/91 to 3/11/91)
[It's notable that Arkansas was in five of six weeks from 12/16/02 to 1/20/03, and the one week out -- 1/6/03 -- was ranked #11]

While Ranked:

Versus All Teams: 123-46 (.728)
 Versus Ranked Teams: 14-32 (.304)
 Versus Unranked Teams: 109-14 (.886)

Against the AP Poll

Versus #1	0-15	Versus #6	3-9
Versus #2	1-15	Versus #7	2-6
Versus #3	0-8	Versus #8	4-4
Versus #4	0-5	Versus #9	0-3
Versus #5	0-9	Versus #10	1-3
		Versus #11-#25	35-60

Highest ranked wins:

Home: #2 LSU (1/19/03)
 Road: @#6 Texas (2/23/89)
 Neutral: #6 SFA (3/22/90) (@Stanford)

ALL - TIME SOUTHEASTERN CONFERENCE STANDINGS



1998 NCAA West Regional MVP Sytia Messer

1997-98

	SEC ONLY			OVERALL		
	W	L	PCT	W	L	PCT
Tennessee	14	0	1.000	39	0	1.000
Florida	10	4	.714	23	9	.719
Alabama	10	4	.714	24	10	.706
Vanderbilt	9	5	.643	20	9	.690
Georgia	8	6	.571	17	11	.607
ARKANSAS	7	7	.500	22	11	.667
LSU	7	7	.500	19	13	.594
Kentucky	5	9	.357	13	15	.464
Miss. State	4	10	.286	14	15	.483
Auburn	4	10	.286	16	11	.593
S. Carolina	3	11	.214	13	15	.464
Ole Miss	3	11	.214	12	19	.387

1996-97

	SEC ONLY			OVERALL		
	W	L	PCT	W	L	PCT
Georgia	11	1	.917	25	6	.806
Alabama	10	2	.833	25	7	.781
Florida	9	3	.750	24	9	.727
LSU	9	3	.750	25	5	.833
Tennessee	8	4	.750	29	10	.744
Vanderbilt	6	6	.500	20	11	.645
ARKANSAS	5	7	.417	18	10	.643
Ole Miss	5	7	.417	16	11	.593
Auburn	5	7	.417	22	10	.688
Kentucky	2	10	.167	8	19	.296
Miss. State	1	11	.083	11	16	.407
S. Carolina	1	11	.083	12	15	.44

1995-96

	SEC ONLY			OVERALL		
	W	L	PCT	W	L	PCT
Georgia	10	1	.909	28	5	.848
Tennessee	9	2	.818	32	4	.889
Vanderbilt	7	4	.636	23	8	.742
Alabama	7	4	.636	24	8	.750
Auburn	6	5	.545	23	9	.719
Florida	6	5	.545	21	9	.700
Ole Miss	6	5	.545	18	11	.621
LSU	4	7	.364	21	11	.656
Miss. State	4	7	.364	13	14	.481
ARKANSAS	3	8	.273	21	13	.645
S. Carolina	2	9	.182	16	12	.571
Kentucky	2	9	.182	8	19	.296

1994-95

	SEC ONLY			OVERALL		
	W	L	PCT	W	L	PCT
Tennessee	11	0	1.000	34	3	.919
Georgia	8	3	.727	28	5	.848
Vanderbilt	8	3	.727	25	8	.800
ARKANSAS	7	4	.636	23	7	.767
Florida	7	4	.636	24	9	.727
Alabama	7	4	.636	22	9	.710
Ole Miss	6	5	.545	21	8	.724
Auburn	5	6	.455	17	10	.630
Kentucky	4	7	.364	14	14	.500
S. Carolina	1	10	.091	12	16	.429
Miss. State	1	10	.091	9	18	.333
LSU	1	10	.091	7	20	.259

1993-94

	SEC ONLY			OVERALL		
	W	L	PCT	W	L	PCT
Tennessee	11	0	1.000	31	2	.939
Vanderbilt	9	2	.818	25	8	.758
Florida	8	3	.727	22	7	.759
Alabama	7	4	.636	26	7	.788
Ole Miss	7	4	.636	24	9	.727
Auburn	6	5	.545	20	10	.667
Georgia	5	6	.455	17	11	.607
Kentucky	5	6	.455	17	11	.607
ARKANSAS	3	8	.273	15	14	.517
S. Carolina	2	9	.182	14	13	.519
LSU	2	9	.182	11	16	.519
Miss. State	1	10	.090	8	18	.307

1992-93

	SEC ONLY			OVERALL		
	W	L	PCT	W	L	PCT
Tennessee	11	0	1.000	29	3	.906
Auburn	9	2	.818	25	4	.862
Vanderbilt	9	2	.818	30	3	.909
Florida	6	5	.545	19	10	.655
Alabama	6	5	.545	22	9	.710
Kentucky	5	6	.455	18	10	.643
S. Carolina	5	6	.455	17	10	.630
ARKANSAS	4	7	.364	13	14	.481
Georgia	4	7	.364	21	13	.618
Ole Miss	4	7	.364	19	10	.621
Miss. State	3	8	.273	14	13	.519
LSU	0	11	.000	9	18	.333

1991-92

	SEC ONLY			OVERALL		
	W	L	PCT	W	L	PCT
Ole Miss	11	0	1.000	29	3	.906
Tennessee	10	1	.909	28	3	.903
Alabama	7	4	.636	23	7	.767
Vanderbilt	6	5	.545	22	9	.710
Georgia	6	5	.545	19	11	.633
Kentucky	5	6	.455	16	14	.533
Auburn	4	7	.364	17	12	.586
Miss. State	4	7	.364	15	13	.536
Florida	4	7	.364	15	13	.536
LSU	4	7	.364	16	13	.552
ARKANSAS	3	8	.273	11	14	.440
S. Carolina	2	9	.222	13	15	.464



FRESHMAN OF THE YEAR

Three Razorback basketball players have earned SEC Freshman of the Year honors -- Christy Smith (left) in 1995 and Karyn Karlin in 1997 (above). C'eira Ricketts joined as co-freshman of the year in 2009. While two were points and the other a post, they share one thing in common. All were recruited to Arkansas by then recruiting coordinator, now head coach, Tom Collen.

BACK IN THE DAY

SEC Scheduling

Starting with the 2010 SEC championship season, women's basketball will begin a 16-game schedule using the divisional play format established for all sports when the league expanded to 12 teams. For the first time ever, Arkansas will compete for the Western Division title in women's hoops along with the overall SEC Championship.

The road to a 16-game format has been a long path for women's basketball.

When Arkansas joined the SEC in 1991, the league played a single round-robin schedule. To promote women's basketball, the conference required each team to play home-and-home with a fixed "rival" partner in 1996 with the 12th game that did not count. For Arkansas, this became LSU. Several SEC teams (UT-Vandy, Ole Miss-MSU, Auburn-Bama) had home-and-home series in previous years and simply designated one game as the league counter. The next season, 1997, both games counted for a 12-game season.

A NCAA mandated minimum 14 regular-season games against conference opponents brought about a 14-game format in 1998. The formula started with round-robin against the entire league, then added home-and-home with the rival partner and a rotating home-and-home with one team from the Eastern Division and one team from the Western Division. The schedule operated on a two-year cycle.

ALL-TIME SOUTHWEST CONFERENCE STANDINGS

1990-91

	SWC ONLY			OVERALL		
	W	L	PCT	W	L	PCT
ARKANSAS	15	1	.938	28	4	.875
Texas	14	2	.875	21	9	.700
T. Tech	12	4	.750	23	8	.742
Houston	10	6	.625	20	12	.625
A&M	8	8	.500	14	14	.500
SMU	4	12	.250	9	19	.321
Rice	4	12	.250	10	18	.357
Baylor	3	13	.188	9	17	.346
TCU	2	14	.125	5	22	.185

1988-89

	SWC ONLY			OVERALL		
	W	L	PCT	W	L	PCT
Texas	16	0	1.000	28	5	.875
ARKANSAS	13	3	.813	22	8*	.733
Houston	9	7	.563	16	12	.571
T. Tech	9	7	.563	16	13	.552
A&M	8	8	.500	17*	12	.586
SMU	7	9	.438	11	14	.444
Rice	5	11	.313	14	14	.500
TCU	4	12	.250	9	16	.360
Baylor	1	15	.063	3	23	.115

1986-87

	SWC ONLY			OVERALL		
	W	L	PCT	W	L	PCT
Texas	16	0	1.000	31	2	.939
ARKANSAS	12	4	.750	20	12	.625
Houston	10	6	.625	19	10	.655
T. Tech	10	6	.625	18	11	.621
Rice	7	9	.438	15	13	.536
Baylor	5	11	.313	8	20	.286
A&M	5	11	.313	9	17	.346
SMU	4	12	.250	8	19	.297
TCU	3	13	.188	8	19	.297

1984-85

	SWC ONLY			OVERALL		
	W	L	PCT	W	L	PCT
Texas	16	0	1.000	28	3	.903
T. Tech	12	4	.750	24	8	.750
ARKANSAS	11	5	.688	20	8	.667
Houston	11	5	.688	22	8	.733
A&M	7	9	.438	14	14	.500
Baylor	7	9	.438	12	14	.462
SMU	4	12	.250	9	19	.321
TCU	2	14	.125	6	22	.222
Rice	2	14	.125	5	21	.192

1989-90

	SWC ONLY			OVERALL		
	W	L	PCT	W	L	PCT
ARKANSAS	15	1	.938	25	5	.833
Texas	15	1	.938	27	5	.844
T. Tech	11	5	.688	20	11	.645
Houston	9	7	.563	17	12	.586
A&M	8	8	.500	16	12	.571
TCU	8	8	.500	11	16	.407
Rice	3	13	.188	6	21	.222
SMU	2	14	.125	4	22	.154
Baylor	1	15	.063	4	23	.148

1987-88

	SWC ONLY			OVERALL		
	W	L	PCT	W	L	PCT
Texas	16	0	1.000	32	3	.914
Houston	12	4	.750	22	7	.759
T. Tech	9	7	.563	17	13	.567
ARKANSAS	8	8	.500	13	15	.481
A&M	8	8	.500	15	13	.536
SMU	6	10	.375	12	16	.429
Rice	5	11	.313	11	14	.440
TCU	5	11	.313	12	15	.444
Baylor	3	13	.188	10	20	.333

1985-86

	SWC ONLY			OVERALL		
	W	L	PCT	W	L	PCT
Texas	16	0	1.000	34	0	1.000
ARKANSAS	13	3	.813	22	8	.733
T. Tech	13	3	.813	21	9	.700
Houston	9	7	.563	19	10	.655
A&M	9	7	.563	16	13	.552
SMU	5	11	.267	11	20	.355
Baylor	4	12	.250	6	21	.222
Rice	2	14	.125	7	19	.269
TCU	1	15	.063	5	22	.185

1983-84

	SWC ONLY			OVERALL		
	W	L	PCT	W	L	PCT
Texas	16	0	1.000	32	3	.914
T. Tech	13	3	.813	23	7	.767
ARKANSAS	11	5	.688	20	9	.690
Houston	9	7	.563	16	12	.571
Baylor	9	7	.563	15	12	.556
A&M	6	10	.375	13	15	.464
SMU	4	12	.250	11	15	.423
Rice	3	13	.188	9	17	.346
TCU	1	15	.063	6	22	.214

1982-83

	SWC ONLY			OVERALL		
	W	L	PCT	W	L	PCT
Texas	8	0	1.000	30	3	.909
ARKANSAS	6	2	.750	21	8	.724
T. Tech	6	2	.750	22	9	.710
Houston	5	3	.625	17	11	.607
Baylor	4	4	.500	16	14	.533
SMU	4	4	.500	14	14	.500
A&M	2	6	.250	11	16	.407
Rice	1	7	.125	8	18	.308
TCU	0	8	.000	5	23	.179

BACK IN THE DAY SWC Scheduling

The Southwest Conference started championships for women during the 1981-82 academic year. As was the custom of many conferences, there was no regular season play in 1982, and only a conference championship tournament. Not all of the SWC members participated in the event hosted by Texas A&M, and it took place midseason rather than at the end of the year.

In 1982-83, the league played single round robin and hosted its first true post-season tournament at Austin. The following year the regular season format of double-round robin was established. The 16-game schedule remained unchanged for the rest of SWC history, and featured a looping schedule that reversed the order of play during the year. The primary game days followed the men's schedule -- Thursdays and Saturdays -- and several institutions played double-headers.

The top teams in the league both in attendance and performance, Arkansas and Texas, did not play double-headers.



ONE OF A KIND

These are the only Southwest Conference women's basketball trophies located outside the state of Texas. Arkansas was the first team to defeat the University of Texas in SWC play, capturing a share of the 1990 regular season title. Arkansas took the 1991 title outright, then defeated Texas Tech for the 1991 SWC Classic title to become the first non-Texas team to win the league's postseason tournament. Arkansas departed the SWC the next season, and the fact that the Razorbacks were the team to end the Longhorn dynasty is sometimes overlooked in women's basketball history.



VERSUS OPPONENTS

OPPONENT	W	L	PCT	PF	PA	1ST GAME	SCORE	LAST GM	SCORE
Akron	1	0	1.000	70	62	87-88	70-62		
Alabama	13	12	.552	1772	1811	79-80	68-54	08-09	74-69
Alabama State	2	0	1.000	158	80	91-92	84-31	04-05	74-49
Alabama-Birmingham	0	1	.000	48	82	80-81	48-82		
Alaska-Anchorage	1	0	1.000	85	52	81-82	85-52		
Alcorn State	2	0	1.000	162	109	95-96	72-53	96-97	90-56
Arizona	0	1	1.000	77	80	95-96	77-80		
Arizona State	1	0	1.000	85	63	89-90	85-63		
Arkansas College	1	0	1.000	57	39	81-82	57-39		
Ark.-Little Rock	1	0	1.000	74	54	77-78	74-54		
Arkansas State	5	3	.675	511	476	77-78	59-67	04-05	84-98
Ark. St.-Beebe	1	0	1.000	62	58	77-78	62-58		
Arkansas Tech	2	6	.250	444	462	76-77	53-49	80-81	64-70
Auburn	9	17	.346	1603	1726	84-85	65-70	08-09	57-94
Austin Peay	2	0	1.000	119	94	06-07	58-46	07-08	61-48
Bartlesville Wesleyan	2	0	1.000	176	48	76-77	68-19	76-77	108-29
Baylor	21	5	.807	2103	1733	77-78	62-71	00-01	68-59
Boise State	2	0	1.000	165	119	93-94	92-75	96-97	73-44
Boston College	3	0	1.000	260	202	90-91	105-74	01-02	76-60
Brigham Young	2	0	1.000	178	130	00-01	93-73	01-02	85-57
Brown	1	0	1.000	76	58	94-95	76-58		
Butler	2	0	1.000	149	132	92-93	80-66	93-94	69-66
California	2	1	.667	258	212	81-82	62-66	86-87	112-80
California-Los Angeles	1	0	1.000	90	80	89-90	90-80		
Cal Poly-Pomona	1	0	1.000	58	48	83-84	58-48		
Cal St.-Long Beach	0	1	.000	58	76	86-87	58-76		
Carl Albert	1	0	1.000	50	41	76-77	50-41		
Centenary	3	0	1.000	281	154	81-82	78-55	04-05	86-52
Central Arkansas	1	0	1.000	65	59	77-78	65-59		
Central Florida	1	0	1.000	101	74	85-86	101-74		
Cincinnati	3	0	1.000	231	183	02-03	71-57	06-07	94-82
Clemson	3	0	1.000	232	200	01-02	78-68	07-08	79-63
Colorado	1	2	.333	194	218	91-92	56-51	95-96	71-73
Coppin State	1	0	1.000	49	33	05-06	49-33		
Connecticut	0	1	.000	64	100	98-99	64-100		
Cottey College	2	0	1.000	170	73	76-77	73-44	77-78	97-29
Creighton	1	0	1.000	84	56	84-85	84-56		
Crowder College	1	0	1.000	63	51	79-80	63-51		
Dartmouth	1	0	1.000	66	57	08-09	66-57		
Dayton	4	0	1.000	299	244	93-94	76-59	01-02	73-55
Delaware	1	0	1.000	62	49	07-08			
Delta State	1	2	.333	201	236	80-81	53-84	82-83	84-77
Denver	1	0	1.000	84	58	06-07	84-58		
DePaul	1	1	.500	127	139	92-93	47-71	93-94	80-68
Detroit	1	0	1.000	112	68	89-90	112-68		
Drake	2	1	.667	221	219	80-81	60-87	98-99	80-56
Duke	1	2	.333	203	221	97-98	77-72	02-03	72-74 (OT)
Eastern Oklahoma	0	2	.000	129	151	77-78	90-98	79-80	39-53
Evangel College	1	0	1.000	88	41	81-82	88-41		
Florida	7	17	.292	1652	1654	91-92	46-58	08-09	83-74
Florida A&M	1	0	1.000	80	73	95-96	80-73		
Florida International	0	1	.000	54	58	54-58			
George Washington	0	2	.000	126	157	98-99	56-74	99-00	71-83
Georgia	4	19	.174	1547	1845	80-81	49-61	08-09	77-64
Georgia Southern	2	0	1.000	181	122	97-98	104-71	07-08	77-51
Georgia State	1	0	1.000	70	62	82-83	70-62		
Georgia Tech	2	0	1.000	149	124	99-00	78-67	04-05	71-59
Grambling	5	0	1.000	414	304	81-82	83-60	05-06	88-69
Hampton	1	0	1.000	78	41	02-03	78-41		
Harvard	2	0	1.000	169	112	97-98	82-64	00-01	87-48
Hawai'i	3	2	.600	346	372	87-88	66-85	06-07	70-56

COMPOSITE RECORDS

<i>Arkansas' record in . . .</i>	<i>In tournaments held . . .</i>
Openers	27-6
Home Openers	32-1
(25 straight since 1983-84)	
Road Openers	21-12
Senior Nights	20-13
SWC Games	104-32
SEC Games	82-139
SEC Openers	4-14
SEC Road Opener	1-17
SEC Home Opener	6-12
TV/Cable Games	92-74
Pre-Season	5-3
Post-Season	46-38
In-Season	81-57
At UA	26-0
Road Tournaments	55-57
Final Day	20-20
As Consolation	9-6
As Finalist	11-14
SWC Classic	9-8
SEC Tournament	9-18
AAIAW	2-3
NWIT	4-2
NCAA	12-9
WNIT	10-3

Arkansas' record when . . .

At Home	329-96	(.774)
In Bud Walton Arena	170-61	(.736)
In Barnhill Arena	159-35	(.820)
On the Road	171-214	(.444)
At Neutral Sites	95-61	(.609)
All Conference Games	189-182	(.509)
In 33 years	594-372	

By the Months

In November	100-27	(.787)
In December	147-57	(.721)
In January	157-120	(.567)
In February	141-124	(.532)
In March	51-48	(.515)

By the Days

On Monday	38-21	(.644)
On Tuesday	84-42	(.667)
On Wednesday	73-20	(.785)
On Thursday	75-83	(.475)
On Friday	80-42	(.656)
On Saturday	170-86	(.664)
On Sunday	77-73	(.513)

ARKANSAS ON . . .

Mexican Revolution Day (Nov. 20)	4-1
Thanksgiving (4th Thurs. of Nov.)	1-1
Thanksgiving Friday	17-6
Finnish Independence Day (Dec. 6)	5-5
Pearl Harbor Day (Dec. 7)	4-5
(FYI -- First win came in Hawai'i)	
Christmas Eve (Dec. 24)	0-0
New Year's Eve (Dec. 31)	3-0
New Year's Day (Jan. 1)	0-1
Epiphany (Jan. 6)	5-5
Martin Luther King Day (Trad.-Jan. 15)	3-2
Australia Day (Jan. 26)	5-4
(Also Republic Day in India)	
Super Bowl Sundays (Varies)	IV-VIII
Ground Hog Day (Feb. 2)	7-2-1
(Appropriately, one GHD game cancelled due to weather)	
New Zealand Day (Feb. 6)	3-3
Lincoln's Birthday (Feb. 12)	3-2
Valentine's Day (Feb. 14)	3-4
Washington's Birthday (Feb. 22)	5-3
Leap Day (Feb. 29)	0-2
The Ides of March (March 15)	3-1
St. Patrick's Day (March 17)	3-1
Any Friday the 13th	2-0

VERSUS OPPONENTS

RAZORBACK HISTORY

OPPONENT	W	L	PCT	PF	PA	1ST GAME	SCORE	LAST GM	SCORE
High Point	1	0	1.000	63	46	08-09	63-46		
Houston	14	8	.636	1616	1575	78-79	40-69	91-92	61-78
Howard	1	0	1.000	98	69	00-01	98-69		
Idaho State	1	0	1.000	69	59	04-05	69-59		
Illinois	0	2	.000	145	188	95-96	64-88	96-97	81-100
Indiana	2	1	.667	200	194	81-82	60-63	03-04	78-70
Iowa	2	0	1.000	155	122	97-98	83-57	99-00	72-65
Iowa State	1	1	.500	116	110	79-80	56-39	80-81	60-71
Jackson State	2	0	1.000	82	39	92-93	82-39	07-08	72-49
John Brown	6	0	1.000	441	342	76-77	92-87	78-79	73-48
Kansas	2	3	.400	329	322	83-84	72-53	08-09	59-75
Kansas State	1	3	.250	272	286	81-82	68-53	08-09	56-65
Kent State	1	1	.500	170	158	91-92	89-72	93-94	81-86
Kentucky	11	12	.478	1429	1502	82-83	43-77	08-09	63-72
Lamar	1	3	.250	244	261	77-78	50-55	90-91	75-91
Lipscomb	1	0	1.000	77	39	06-07	77-39		
La.-Lafayette	3	0	1.000	247	184	81-82	90-59	04-05	82-68
La.-Monroe	9	0	1.000	707	416	80-81	77-68	08-09	77-38
Louisiana Tech	0	3	.000	114	231	78-79	28-82	83-84	52-75
Louisiana State	9	25	.265	2241	2528	91-92	74-66	08-09	53-68
Louisville	2	0	1.000	139	118	97-98	69-57	98-99	70-61
Loyola (Chi)	1	0	1.000	75	70	92-93	75-70		
Loyola Marymount	1	2	.333	203	176	87-88	58-60	03-04	58-64
McNeese State	3	1	.750	305	264	80-81	77-62	03-04	72-52
Marquette	1	0	1.000	71	69	07-08	71-69		
Maryland	1	1	.500	163	178	88-89	84-110	90-91	79-68
Memphis	11	8	.579	1300	1230	78-79	66-86	08-09	76-69
Miami (FLA)	1	0	1.000	79	58	84-85	79-58		
Michigan	1	0	1.000	78	67	00-01	78-67		
Middle Tennessee	1	0	1.000	73	72	82-83	73-72		
Minnesota	1	0	1.000	76	60	83-84	76-60		
Mississippi	8	19	.296	1793	1911	85-86	61-76	08-09	60-65
Mississippi College	0	1	.000	47	86	78-79	47-86		
Mississippi State	15	11	.577	1799	1692	91-92	66-76	08-09	65-62
Mississippi Valley St.	6	0	1.000	533	369	86-87	95-82	08-09	79-46
Missouri	5	4	.556	651	626	85-86	65-66	08-09	55-56
Missouri-KC	6	0	1.000	445	349	84-85	79-47	05-06	84-46
Missouri Southern	2	0	1.000	120	106	79-80	53-45	80-81	67-61
Montana	4	0	1.000	302	239	82-83	55-43	98-99	74-54
Montana State	1	1	.500	153	107	86-87	68-70	02-03	85-37
Murray State	1	0	1.000	100	69	82-83	100-69		
Nevada-Las Vegas	2	1	.667	211	186	83-84	62-68	04-05	61-48
New Hampshire	1	0	1.000	75	41	94-95	75-41		
New Mexico	1	1	.500	135	121	80-81	69-50	99-00	66-71
New Orleans	7	0	1.000	488	393	79-80	71-47	07-08	65-44
Nicholls State	1	0	1.000	75	40	05-06	75-40		
North Arkansas CC	0	2	.000	132	137	76-77	67-70	76-77	65-67
North Carolina	0	1	.000	69	94	06-07	69-94		
North Carolina St.	0	1	.000	46	48	00-01	46-48		
North Dakota	1	0	1.000	85	73	08-09	85-73		
UNC-Wilmington	1	0	1.000	88	77	99-00	88-77		
North Texas	2	1	.667	254	186	79-80	50-59	99-00	102-69
Northern Iowa	0	1	.000	63	68	01-02	63-68		
NE Oklahoma St.	4	4	.500	481	488	76-77	62-61	79-80	57-42
Northwestern (Ill.)	2	0	1.000	165	112	90-91	105-68	08-09	60-44
Northwestern State	8	3	.727	884	807	80-81	62-73	07-08	59-43
Old Dominion	1	0	1.000	54	49	02-03	54-49		
Ohio State	1	0	1.000	86	80	95-96	86-80		
Oklahoma	6	8	.429	970	999	77-78	51-80	98-99	97-93 (OT)
Oklahoma State	11	10	.524	1416	1364	77-78	53-56	08-09	61-60 (OT)
Oral Roberts	13	8	.619	1573	1337	76-77	37-69	98-99	84-56
Oregon	2	1	.667	189	186	83-84	65-54	05-06	59-70
Oregon State	1	1	.500	114	119	03-04	58-50	08-09	56-69
Pacific	2	0	1.000	171	120	96-97	93-59	08-09	78-61

IN CLOSE GAMES . . .

IN ONE-POINT GAMES: 22-11 (.677)

IN TWO-POINT GAMES: 40-27 (.597)

WITHIN ONE BUCKET (3 or less): 58-47 (.552)

IN OVERTIME: 18-15 (.545)

RAZORBACKS IN OT

2008-09	#20 Vanderbilt, 72, Arkansas 61 (OT, VU 13-2) Arkansas 61, Okla. State 60 (OT, UA 8-7)
2006-07	Tennessee 75, Arkansas 68 (OT, UT 13-6) Ole Miss 90, Arkansas 87 (2 OT) (1st OT, 8-8; 2nd OT, UM 18-15)
2005-06	Ark. 51, Vandy 51 (OT, UA 6-5)
2003-04	TCU 67, Ark. 62 (OT, TCU 14-9)
2002-03	Duke 74, Ark. 72 (OT, DU 13-11)
2001-02	Ark. 73, Western Mich. 69 (OT, UA 8-4) Miss. St. 85, Ark. 82 (OT, MSU 7-4)
1999-2000	Ark. 89, Missouri 88 (OT, UA 12-11)
1998-99	Arkansas 97, Okla. 93 (OT, UA 14-10) Ark. 74, Kentucky 69 (OT, UA 11-6)
1997-98	Georgia 86, Arkansas 81 (OT, UG 13-8) Vandy 85, Arkansas 80 (OT, VU 15-10) Arkansas 102, Bama 92 (OT, UA 18-6) Ark. 77, Valparaiso 69 (OT, UA 17-9)
1996-97	Florida 79, Arkansas 66 (OT, UF 15-2) Ark. 85, SF Austin 76 (OT, UA 19-10)
1995-96	Arkansas 84, NW St. 83 (2 OT) (1st OT, 13-13; 2nd OT, UA 10-9) Bama 92, Arkansas 85 (OT, Ala. 14-7) Arkansas 73, Auburn 72 (OT, UA 8-7)
1994-95	Arkansas 73, Vandy 71 (OT, UA 8-6)
1993-94	OSU 93, Arkansas 90 (OT, OSU 9-6)
1991-92	Kent. 75, Arkansas 74 (OT, UK 10-9)
1990-91	Arkansas 83, Houston 77 (OT, UA 11-5)
1989-90	Arkansas 90, UCLA 80 (OT, UA 15-5) Ark. 76, Texas Tech 74 (OT, UA 11-9)
1987-88	Houston 97, Arkansas 89 (OT, UH 13-5)
1986-87	Ark. 69, Texas Tech 65 (OT, UA 8-4) Houston 78, Arkansas 76 (OT, UH 7-5)
1981-82	Arkansas 75, Wash. 70 (OT, UA 14-9)
1979-80	Phillips 77, Arkansas 73 * Ark. 60, Pittsburg St. 59 (OT, UA 5-4) (No record of OT scores for Phillips game)

OVERTIME BESTS

Most OT Games in a Season: 4, 1997-98

Most OT Periods in a Season: 4, 95-96 & 97-98

Most Points: 18, vs. Alabama (1/11/98)

Fewest Points: 2, vs. Florida (2/2/97); at Vandy (1/29/09)

Most Points Allowed: 18, vs Ole Miss (2nd OT) (2/4/07)

Fewest Points Allowed: 4, vs. Tex. Tech (2/7/87)

THE LAST TIME . . .

UA scored 110+: 110, vs. Providence (11/16/98)

UA scored 100+: 101, vs. Tulsa (1/5/01)

UA scored -50: 46, at LSU (2/28/08)

Opp. scored 100+: 100, vs. UConn (11/13/98)

Opp. scored -50: 42, vs. LSU (2/5/09)

Opp. scored -40: 37, ULM (11/15/08)

UA won in OT: 3/23/09 (UA 61, Okla. State 60/WNIT)

UA played in OT: 3/23/09 (UA 61, Okla. State 60/WNIT)

UA shot 60%+: 71.4% at Kansas (3/26/09)

UA shot -30%: 21.7% at Vanderbilt (1/4/07)

Opp. shot 60%+: 61.7% at Vanderbilt (1/4/07)

Opp. shot -30%: 25.9% at Kansas State (12/6/08)

UA had 55+ reb.: 58 at #20 Vanderbilt (1/29/09)

UA had -30 reb.: 29, vs. #12 Florida (2/1/09)

UA had 10+ 3pt: 10, Georgia (2/8/09)

VERSUS OPPONENTS

OPPONENT	W	L	PCT	PF	PA	1ST GAME	SCORE	LAST GM	SCORE
Penn State	1	0	1.000	82	78	98-99	82-72		
Phillips	1	1	.500	162	143	79-80	73-77	80-81	89-66
Pittsburgh	1	0	1.000	76	75	94-95	76-75		
Pittsburg State	3	0	1.000	185	161	77-78	67-52	79-80	60-59
Portland State	1	1	.500	162	129	05-06	65-67	06-07	97-62
Prairie View	1	0	1.000	48	45	78-79	48-45		
Princeton	2	0	1.000	170	96	95-96	83-51	99-00	87-45
Providence	2	0	1.000	203	141	97-98	93-82	98-99	110-59
Purdue	0	2	.000	114	146	88-89	63-91	04-05	51-55
Rice	23	1	.958	1791	1396	79-80	53-35	03-04	65-46
Rutgers	0	2	.000	123	161	85-86	63-72	90-91	60-89
St. Bonaventure	1	0	1.000	97	67	98-99	97-67		
St. Louis	3	0	1.000	208	161	96-97	69-43	07-08	74-59
St. Joseph's (PA)	0	1	.000	72	78	94-95	72-78		
St. Mary's (CA)	1	0	1.000	66	48	94-95	66-48		
Sam Houston St.	2	0	1.000	249	176	94-95	84-63	07-08	89-62
San Francisco	2	0	1.000	129	102	93-94	62-44	94-95	67-58
Seton Hall	1	0	1.000	69	60	85-86	69-60		
School of the Ozarks	1	0	1.000	85	58	84-85	85-58		
South Alabama	2	0	1.000	173	93	81-82	78-55	98-99	95-38
South Carolina	15	7	.682	1437	1404	91-92	58-51	08-09	58-54
South Carolina St.	1	0	1.000	73	59	92-93	73-59		
Southeastern Louisiana	1	0	1.000	97	40	00-01	97-40		
Southeast Oklahoma	2	0	1.000	135	110	81-82	64-58	82-83	71-52
Southern (BR)	2	1	.667	240	178	78-79	52-63	86-87	103-51
Southern Illinois	0	1	.000	61	68	80-81	61-68		
Southern Methodist	22	4	.846	2037	1717	80-81	58-69	08-09	78-69
Southern Utah	2	0	1.000	198	112	90-91	104-51	96-97	94-61
Southwest Missouri	18	6	.750	1639	1402	76-77	56-46	02-03	64-46
Stanford	1	1	.500	163	185	89-90	87-114	98-99	76-71
Stephen F. Austin	7	3	.700	756	728	87-88	59-93	06-07	74-54
Stetson	1	0	1.000	85	44	08-09	85-44		
Tennessee	1	19	.005	1292	1601	91-92	59-105	08-09	67-76
Tennessee-Martin	1	0	1.000	66	46	81-82	66-46		
Tennessee Tech	0	1	.000	75	96	80-81	75-96		
Tennessee State	1	0	1.000	114	42	88-89	114-42		
Texas	3	21	.125	1566	1979	80-81	61-110	02-03	50-67
Texas A&I	1	0	1.000	71	54	79-80	71-54		
Texas A&M	20	2	.909	1657	1437	80-81	80-62	90-91	91-68
Texas-Arlington	4	0	1.000	286	201	92-93	70-43	01-02	79-48
Texas Christian	20	3	.870	1911	1409	82-83	105-44	03-04	62-67 (OT)
Texas-Pan American	2	0	1.000	168	103	93-94	94-59	05-06	74-44
Texas-San Antonio	3	0	1.000	256	207	87-88	84-73	88-89	97-77
Texas Southern	2	0	1.000	188	85	95-96	98-35	06-07	90-50
Texas Tech	17	9	.654	1712	1687	79-80	46-74	08-09	60-75
Texas Women's	0	1	.000	58	67	79-80	58-67		
Tulane	3	0	1.000	220	203	79-80	66-65	94-95	83-79
Tulsa	16	2	.889	1279	1006	76-77	47-55	07-08	69-52
Utah	0	1	.000	64	73	97-98	64-73		
Valparaiso	1	0	1.000	77	69	97-98	77-69 (OT)		
Vanderbilt	5	17	.227	1406	1513	91-92	75-79	08-09	61-72 OT
Washington	1	1	.500	125	124	81-82	75-70	94-95	50-54
Washington State	2	0	1.000	152	110	90-91	68-48	92-93	84-62
Wayland Baptist	0	1	.000	57	61	81-82	57-61		
West Virginia	0	1	.000	60	81	91-92	60-81		
Western Illinois	2	0	1.000	170	102	96-97	100-49	08-09	70-53
Western Kentucky	3	2	.600	370	378	86-87	76-86	05-06	73-87
Western Michigan	1	0	1.000	73	69	01-02	73-69 (OT)		
Wichita State	7	1	.875	594	520	80-81	47-68	06-07	80-70
Wisconsin	1	0	1.000	67	64	98-99	67-64		
Wofford	1	0	1.000	76	39	96-97	76-39		

TOP ARKANSAS WINS

(30 or more points)

79	UA 108, Bartlesville 29 (1976-77)
72	UA 114, Tennessee St. 42 (1988-89) <i>(Top neutral)</i>
68	UA 97, Cottey College 29 (1977-78)
65	UA 98, Texas Southern 35 (1995-96)
61	UA 105, TCU 44 (1982-83) <i>(Top conference)</i>
57	UA 97, Southeastern La. 40 (2000-01)
	UA 95, S. Alabama 38 (1998-99)
54	UA 102, Murray St. 48 (1990-91)
53	UA 104, Southern Utah 51 (1990-91)
	UA 84, Alabama State 31 (1991-92)
52	UA 99, La.-Monroe 47 (2001-02)
	UA 103, Southern 51 (1986-87)
51	UA 110, Providence 59 (1998-99)
	UA 100, Western Illinois 49 (1996-97)
50	UA 90, Texas Southern 40 (2006-07) <i>(Last 50+)</i>
	UA 109, TCU 59 (1985-86)
49	UA 115, Oral Roberts 66 (1986-87)
	UA 68, Bartlesville 19 (1976-77) <i>(Top road)</i>
48	UA 85, Montana State 37 (2002-03)
	UA 98, Baylor 50 (1988-89)
47	UA 88, Evangel 41 (1981-82)
46	UA 99, Memphis 53 (2005-06) <i>(Last 40+ game)</i>
	UA 83, Miss Valley 37 (2001-02)
45	UA 108, Baylor 63 (1990-91)
44	UA 102, North Texas (1992-93)
	UA 112, Detroit 62 (1989-90)
	UA 113, Oral Roberts 69 (1988-89)
43	UA 82, Jackson State 39 (1992-93)
	UA 93, Mississippi Valley 50 (1989-90)
	UA 94, SW Missouri 51 (1985-86)
42	UA 87, Princeton 45 (1999-2000)
41	UA 101, Tulsa 60 (2000-01)
	UA 105, TCU 64 (1994-95)
40	UA 93, SMU 53 (1986-87)
39	UA 77, ULM 38 (2008-09)
	UA 84, Florida 45 (2002-03) <i>(Top SEC margin)</i>
	UA 87, Harvard 48 (2000-01)
	UA 94, TCU 55 (1986-87)
	UA 90, Oklahoma State 51 (1985-86)
	UA 96, Grambling State 57 (1984-85)
38	UA 77, Lipscomb 39 (2006-07)
	UA 84, UNO 46 (2005-06)
	UA 99, SMU 61 (1990-91)
	UA 81, Baylor 43 (1989-90)
37	UA 78, Hampton 41 (2002-03)
	UA 85, Memphis 48 (2001-02)
	UA 85, La.-Monroe 48 (1999-2000)
	UA 76, Wofford 39 (1996-97)
	UA 105, Northwestern 68 (1990-91)
36	UA 96, Oral Roberts 60 (1992-93)
	UA 82, TCU 46 (1990-91)
	UA 109, Rice 73 (1988-89)
35	UA 97, Portland State 62 (2006-07) <i>(Last + 30 game)</i>
	UA 75, Nicholls State 40 (2005-06)
	UA 87, Loyola Marymount 52 (02-03)
	UA 94, UTPA 59 (1993-94)
	UA 98, Baylor 61 (1989-90)
34	UA 86, Centenary 52 (2004-05)
	UA 104, Ga. Southern 71 (1997-98)
	UA 90, Alcorn 56 (1996-97)
	UA 93, Pacific 59 (1996-97)
	UA 75, New Hampshire 41 (1994-95)
	UA 85, Oral Roberts 51 (1993-94)
	UA 88, Tulsa 54 (1984-85)
33	UA 102, North Texas 69 (1999-2000)
	UA 88, Kentucky 55 (1996-97)
	UA 94, Southern Utah (1996-97)
	UA 95, TCU 62 (1990-91)
	UA 94, TCU 61 (1985-86)
	UA 78, SW Missouri 45 (1983-84)
	UA 80, Arkansas St. 47 (1982-83)
32	UA 83, Princeton 51 (1995-96)
	UA 84, SMU 43 (1989-90)
	UA 112, California 80 (1985-86)
	UA 79, UM-Kansas City 47 (1984-85)
	UA 68, SW Missouri 36 (1979-80)
31	UA 79, Texas-Arlington 48 (2001-02)
	UA 83, Texas Christian (1995-96)
	UA 105, Boston College 74 (1990-91)
	UA 85, Baylor 55 (1985-86)
	UA 82, Rice 51 (1983-84)
	UA 100, Murray State 69 (1982-83)
	UA 90, SW Louisiana 59 (1981-82)
	UA 66, SW Missouri 35 (1977-78)
30	UA 74, Texas Pan American 44 (2005-06)
	UA 97, St. Bonaventure 67 (1998-99)

Top Arkansas Losses

(35 or more points)

54	La. Tech 82, UA 28 (1978-79)
49	Texas 110, UA 61 (1980-81)
46	LSU 91, UA 45 (2004-05)
	Tennessee 105, UA 59 (1991-92)
43	Tennessee 99, UA 55 (2007-08)
42	Texas 104, UA 62 (1984-85)
41	Alabama 102, UA 61 (1996-97)
40	Tennessee 77, UA 37 (2005-06)
40	La. Tech 74, UA 34 (1981-82)
39	Tennessee 83, UA 44 (2003-04)
39	Miss. College 86, UA 47 (1979-79)
37	Texas 104, UA 67 (1988-89)
	Vanderbilt 98, UA 61 (2006-07)
	LSU 83, UA 46 (2007-08)
36	UConn 100, UA 64 (1988-89)
35	Vanderbilt 78, UA 43 (2004-05)
	Ole Miss 84, UA 46 (2001-02)

RAZORBACKS BY THE NUMBERS

RAZORBACK HISTORY



Kristin Moore (02-06)



SHANITA ARNOLD (07-09)



Donna Wilson (86-88), Amy Wright (98-02), Dominique Washington (05-07), **JAMESHA TOWNSEND (08-)**



Kristin Peoples (03-06), **SARAH WATKINS (09-)**



Bettye Fiscus (81-85) RETIRED 1986



Tracy Eaton (92-94), Christy Smith (94-98), Kendra Roberts (06-08)



Amber Nicholas (88-92), Kela Peterson (01-03), Kristina Andjelkovic (04-06)



Sandy Scranton (79-80), Steph. Bloomer (91-95), Roxanne McCrory (95-97), Krystal Osborne (98), Kie-sha Beard (00-03), Sheree Thompson (03-06), **ASHLEY DANIELS (08-)**



Leah Gordon (79-81), Tennille Adams (95-99), **JULIE INMAN (08-)**



Donna Buccella (78-79), Mary Lynn Ederington (77-78), Kelly Lipe (79-80), Sha Hopson (90-92), Debbie Olivas (92), Cara Wright (01-02), Danielle Allen (03-07), **KRISTEN GILLESPIE (09-)**



Joyce Underdown (76-77), Debbie Roe (77-79), Connie Fitzgerald (79-80), Wendy Schopp (80-81), Tracy Webb (83-87), Yolanda Dickson (90-94), Tiffany Wright (94-98), Allison Singleton (04-05), **SKYE REES (09-)**



Joni Johnson (76-78), Brenda Alexander (81-82), DeAnn Henry (82-84), Dianna Harris (84-85), Tina Adams (85-86), Dianna Harris (86-87), Angie Gore (87-91), Taqueta Robertson (93-97), Wendi Willits (97-01), Shameka Christon (00-04)



Camille Yancey (76-78), Marsha Johnson (78-79), Kathy Caton (79-80), Cheryl Orcholski (80-84), Stephanie Brinlee (85-86), Juliet Jackson (86-90), Angela Davis (91-93), Robin Alpe (94-96), India Lewis (99-03), Rochelle Vaughn (03-06), **DOMINIQUE ROBINSON (09-)**



Peggy Price (77-79), Tammy Siefkes (79-80), Jan Lookadoo (80-81), Doris Gaiser (81-85), Kim Grisham (85-86), Maria Kidd (86-87), Lisa Martin (87-89), Shea Henderson (90-94), Kamara Stancle (97-99), Dana Cherry (99-03), April Seggebruch (03-05), Melissa Hobbs (05-06), Tanisha Smith (06), **C'EIRA RICKETTS (08-)**



Heritage Player (76-77), Tami Scherm (77-78), Marsha Johnson (79-80), DeAnn Henry (80-82), Sherri Boeller (82-83), Valecia Fore (83-84), Brenda Rhodes (84-85), Lillian Valley (85-87), Carrie Parker (93-97), Melissa Hobbs (04-05), Donica Cosby (06), Hailey Nutt (07-08), **ASHLEY McCRAY (08-)**



Marsha Lackey-Vining (76-78), Connie Fitzgerald (80-83), Sheila Burkes (83-87), Marla Goshien (89-90), Allyson Twiggis (90-95), Shameka Christon (00-01), Leslie Howard (05-07), **BRITTNEY RICHARDSON (07-)**



Jeanette Cowherd (76-77), Lita Stricklin (79-80), Cecilia Roark (80-81), Michele Mabry (88-89), Sally Moore (89-91), Lonniya Bragg (97-01), Rochelle Vaughn (02-03), Brittny Vaughn (04-08)



Sheila Burns (76-77), Patrice Gillenwater (79-81), Blair Savage (89-93), Debbie Olivas (93-95), Sytia Messer (95-99)

1 jersey number has never been used at the University of Arkansas by the women's basketball team: 0 or 00.

2 numbers are retired at Arkansas, both in the year following the end of the careers of the only players to wear those numbers in school history: #5 (Bettye Fiscus) and #50 (Delmonica DeHorney).

15 players have worn two different numbers during their career. Sarah Pfeifer became the 15th to change when she moved from 33 to 40. The others: Melissa Hobbs (22 & 23), Rochelle Vaughn (21 & 25), Cara Wright (14 & 31), Shameka Christon (24 & 20), Celia Anderson (44 & 33), Debbie Roe (15 & 30), Debbie Olivas (14 & 30), Connie Fitzgerald (15 & 24), DeAnn Henry (20 & 23), Tammy Siefkes (22 & 32), Lita Stricklin (25 & 44), Tamara Mathis (33 & 52), Paula Phillips (42 & 52) and Carol Ann Riggs (33 & 35). Interestingly, Pfeifer becomes the first player ever to switch back, going from 40 to 33 in 2007-08. figures into the most popular jerseys in school history. Fourteen athletes have worn #22, 13 wore #23 and 12 wore #32. Next, 10

RAZORBACKS BY THE NUMBERS



Debra Cooper (76-77), Sherry Smith (77-78), Trisha Cooper (78-79), Mary Munsch (80-84), Cindy Daley (84-88), Coretta Chenault (88-90), Rochelle Masengill (91-95), Rhodes (00-02), Cara Wright (02-03), Whitney Jones (05-08)

Tammy Thompson (76-77), Kathy Roland (77-78), Kathleen Caton (78-79), Lisa Harris (79-80), Siefkes (80-81), Dinah Dickerson (81-82), Debra Williams (82-86), Claudia Harris (86-87), Sue Pack (87-90), Kim Wilson (93-97), Christina Lawrence (04-05), **CHARITY FORD (06-)**

Carol Ann Riggs (76-78), Monica Van Parys (78-82), Tamara Mathis (82-85), Lanell Dawson (85-87), Christi Willson (87-91), Karen Jones (94-98), Celia Anderson (98-01), Sarah Pfeifer (02-04, 07-), **LYND-SAY HARRIS (08-)**

Deanna Barnes (76-77), Kelly Johnson (92-96), Karyn Karlin (96-00), Ayana Brereton (05-08)

Celeste Holman (76-77), Betsy Broyles (77-78), Sharon Delph (78-79), Treva Christensen (94-99), Shanna Harmon (00-04)

Karen Osborne (76-77), Kim Bunge (79-83), Bronwyn Wynn (85-87), Faye Dickerson (87-88), Janet Moore (89-91), Chrysti Jordan (91-92), Carrie Satterfield (95-99), Sarah Pfeifer (06-07)



Alison Muldrew (90-92), Amber Hudson (93)

Joy Dillard (76-79), Paula Phillips (80-82), Anne Luostarinen (82-84), Tracey Hutchinson (84-86), Robyn Irwin (86-89), Michelle Thacker (90-94)

Shannon Jones (92-94)

Lita Stricklin (78-79), Erma Greer (81-85), Shelly Wallace (85-89), Celia Anderson (97-98), Lakisha Harper (99-03), Adrienne Bush (03-06), Lauren Ervin (06-08), **QUISTELLE WILLIAMS (09-)**

Melanie Browder (77-78), Toya Marshall (93-96), Katrina Nesby (99-04)

Delmonica DeHorney (87-91) RETIRED 1992



Amanda Holley (81-84)

Tamara Mathis (81-82), Paula Phillips (82-83), Monica Brown (83-87), Wendy Norwood (87-89), Deborah Crosby (89-91), Shaka Massey (95-97), Joy Oakley (98-02)

Anissa Booker (91-92)

ASHLEA WILLIAMS (07-)

Brandi Whitehead (97-00), Ruby Vaden (02-04)



At left, former Arkansas head coach John Sutherland presents Delmonica DeHorney with her road jersey at the evening #50 was retired at the University of Arkansas. DeHorney joined Bettye Fiscus as the only players to have their numbers retired at Arkansas for women's basketball. Above, Fiscus receives her jersey in a pregame ceremony from 1986.

#2 Razorbacks each have worn #20 and #21. Only one has worn #2.

ARE YOU MISSING FROM OUR LISTS?

The records for the first three varsity teams at the University of Arkansas are not complete, but we believe we have identified all the modern-era Razorbacks. If you find a mistake in our letterwinner or all-time jersey listings, please contact us to let us know. Also, if you played basketball for Arkansas in the pre-varsity era -- prior to 1976 -- we are looking for your information. Please contact Jeri Thorpe in Media Relations at (479) 575-5037 or jthorpe@uark.edu

ARKANSAS LETTERWINNERS

Adams, Karen, 77
 Adams, Tenille, 96, 97, 98, 99
 Alexander, Brenda, 81, 82
 Allen, Danielle, 04, 05, 06, 07
 Alpe, Robin, 95, 96
 Anderson, Celia, 98, 99, 00, 01
 Andjelkovic, Kristina, 05, 06
 Arnold, Shanita, 08, 09
 Attwood, Renee, 77
 Barns, Deanna, 77
 Beard, Kiesha, 02
 Bloomer, Stephanie, 92, 93, 94, 95
 Boeller, Sherri, 83
 Bragg, Lonniya, 98, 99, 00, 01
 Brereton, Ayana, 06, 07, 08, 09
 Browder, Melonie, 78
 Brown, Monica, 84, 85, 86, 87
 Broyles, Betsy, 78, 79
 Buccella, Donna, 79
 Bunge, Kim, 80, 81, 82, 83
 Burkes, Sheila, 84, 85, 86, 87
 Burns, Sheila, 78
 Bush, Adrienne, 04, 05, 06
 Caton, Kathy, 79, 80
 Chenault, Coretta, 89, 90
 Cherry, Dana, 00, 01, 02, 03
 Christensen, Treva, 95, 97, 98, 99
 Christon, Shameka, 01, 02, 03, 04
 Clark, George Anna, 80
 Cooper, Deborah, 77
 Cooper, Trisha, 79, 80
 Cosby, Donica, 07
 Cowherd, Jeanette, 77, 78
 Crosby, Deborah, 90, 91
 Daley, Cindy, 85, 86, 87, 88
 Daniels, Ashley, 09
 Davis, Angela, 92, 93
 Dawson, Lanell, 86, 87
 DeHorney, Delmonica, 88, 89, 90, 91
 Dickerson, Dinah, 82
 Dickerson, Faye, 88, 89
 Dickson, Yolanda, 91, 92, 93, 94
 Dillard, Joy, 77, 78, 79
 Eaton, Tracy, 93, 94
 Ederington, Mary Lynn, 78
 Ervin, Lauren, 07, 08
 Fiscus, Bettye, 82, 83, 84, 85
 Fitzgerald, Connie, 80, 81, 82, 83
 Ford, Charity, 07, 08, 09
 Fore, Valecia, 84
 Gaiser, Doris, 82, 83, 84, 85
 Gillenwater, Patrice, 80, 81

Gordon, Leah, 80, 81
 Gore, Angie, 88, 89, 90, 91
 Goshien, Marla, 90
 Greer, Erma, 82, 83, 84, 85
 Grisham, Kim, 86
 Harmon, Shanna, 01, 02, 03, 04
 Harper, Lakishia, 00, 01, 02, 03
 Harris, Dianna, 85, 87
 Harris, Lisa, 80
 Harris, Lyndsay, 09
 Henderson, Shea, 91, 92, 93, 94
 Henry, DeAnn, 81, 82, 83
 Hobbs, Melissa, 05, 06
 Holley, Amanda, 82, 83, 84
 Holman, Celese, 77
 Hopson, Sha, 91
 Howard, L'Anna, 79
 Howard, Leslie, 06, 07
 Hudson, Amber, 93
 Hutchinson, Tracey, 85
 Irwin, Robyn, 87, 88, 89
 Inman, Julie, 09
 Jackson, Juliet, 87, 88, 89, 90
 Johnson, Becky, 77
 Johnson, Kelly, 93, 94, 95, 96
 Johnson, Marsha, 79, 80
 Johnston, Joni, 77, 78
 Jones, Karen, 95, 96, 97, 98
 Jones, Shannon, 93, 94
 Jones, Whitney, 06, 07, 08, 09
 Jordan, Chrysti, 92
 Karlin, Karyn, 97, 98, 99, 00
 Keck, Pat, 77
 Lackey-Vining, Marsha, 77, 78
 Lewis, India, 00, 01, 02, 03
 Lipe, Kelly, 80
 Lookadoo, Jan, 81
 Luostarinen, Anne, 83, 84
 McCray, Ashley, 09
 McCrory, Roxanne, 96, 97
 Marshall, Toya, 94
 Martin, Lisa, 88, 89
 Mason, Kim, 77
 Masengill, Rochelle, 92, 93, 95
 Massey, Shaka, 96, 97
 Mathes, Kathy, 77
 Mathis, Tamara, 82, 83, 84, 85
 Messer, Sytia, 96, 97, 98, 99
 Moore, Janet, 90, 91
 Moore, Kristin, 03, 04, 05, 06
 Moore, Sally, 90, 91
 Muldrew, Alison, 91, 92

Munsch, Mary, 81, 82, 83, 84
 Nesby, Katrina, 01, 02, 03, 04
 Nicholas, Amber, 89, 90, 91, 92
 Norwood, Wendy, 88
 Nutt, Hailey, 08
 Oakley, Joy, 99, 00, 01, 02
 Olivas, Debbie, 93, 94, 95
 Orcholski, Cheryl, 81, 82, 83, 84
 Osborn, Karen, 77
 Pack, Sue, 88, 89
 Parker, Carrie, 94, 95, 96, 97
 Peoples, Kristin, 04, 05, 06
 Peterson, Kela, 02, 03
 Pfeifer, Sarah, 03, 04, 05, 07, 08
 Phillips, Paula, 82, 83
 Price, Peggy, 78, 79
 Rhodes, Brenda, 85
 Rhodes, Carla, 01, 02
 Richardson, Brittney, 08, 09
 Ricketts, C'eira, 09
 Riggs, Carol Ann, 77, 78
 Roark, Cecilia, 81
 Roberson, Taqueta, 94, 95, 96, 97
 Roberts, Kendra, 07, 08
 Roe, Debbie, 77, 78
 Rowland, Kathy, 78
 Satterfield, Carrie, 96, 97, 98, 99
 Savage, Blair, 90, 91, 92, 93
 Scherm, Tamera, 78
 Schopp, Wendy, 81
 Scranton, Sandy, 79, 80
 Seggebruch, April, 04, 05
 Siefkes, Tammy, 80, 81

Singleton, Allison, 05
 Smith, Christy, 95, 96, 97, 98
 Smith, Tanisha, 07
 Smith, Sherry, 78
 Stancle, Kamara, 98, 99
 Stricklin, Lita, 79, 80
 Thacker, Michelle, 91, 92, 93, 94
 Thompson, Sheree, 05, 06
 Thompson, Tami, 77
 Torrence, Carolyn, 77
 Townsend, Jamesha, 09
 Twigg, Allyson, 92, 93, 94, 95
 Underdown, Joyce, 77
 Vaden, Ruby, 03, 04, 05
 Valley, Lillian, 86
 Van Parys, Monica, 79, 80, 81, 82
 Vaughn, Brittney, 05, 06, 07, 08
 Vaughn, Rochelle, 03, 04, 05, 06
 Wallace, Shelly, 86, 87, 88, 89
 Washington, Dominique, 06, 07
 Webb, Tracy, 84, 85, 86, 87
 Whitehead, Brandi, 99, 00
 Williams, Ashlea, 08, 09
 Williams, Debra, 83, 84, 85, 86
 Willits, Wendi, 98, 99, 00, 01
 Willson, Christi, 88, 90, 91
 Wilson, Donna, 88, 89
 Wilson, Kimberly, 94, 95, 96, 97
 Wright, Amy, 99, 00, 01, 02
 Wright, Cara, 02, 03
 Wright, Tiffany, 95, 96, 97, 98
 Wynn, Bronwyn, 86, 87
 Yancey, Camille, 77, 78



THE FACE BEHIND THE RECORD

Letters Won & Years Played

Sarah Pfeifer

One of the most unique careers at Arkansas belonged to one of its most loyal players. Two season-ending injuries and an extension of her eligibility clock resulted in Pfeifer becoming the first player in school history to participate in six seasons and earn five varsity letters. She is also the only player to have played for three different coaches. Pfeifer may also have the title for most surgeries during a career -- five -- including three on her two shoulders. Along with her devotion to the team, she also earned her bachelor's and master's degrees and is the only player in SEC history to be named Scholar-Athlete of the Year twice. Note in this photo from her second sophomore season the tape work on her shooting arm which she utilized to avoid an in-season surgery.

THE BREAKDOWN

State-by-State

ALABAMA: (1)	Hoover (Lyndsay Harris*)
ALASKA: (1)	Homer (DeAnn Henry*)
ARKANSAS: (93)	<i>See listing below</i>
CALIFORNIA: (4)	Chula Vista (Jamesha Townsend [Bonita Vista]), Delano (Shelly Wallace*), Lake Elsinore (Kela Peterson), Los Angeles (Lauren Ervin)
FLORIDA: (2)	Pensacola (Dominique Washington*), Sanford (Ashley McCray [Seminoles])
INDIANA: (3)	East Chicago (Tennille Adams), West Lafayette (Christy Smith*), Williamsburg , (Amy Wright [Northeastern])
ILLINOIS: (3)	Chicago (Kristin Moore), Cissna Park (April Seggebruch), Libertyville (Mary Munsch*)
KANSAS: (1)	Hutchinson (Tammy Siefkes*)
KENTUCKY: (1)	Louisville (C'eira Ricketts [Fairdale*])
LOUISIANA: (2)	Baton Rouge (Dominique Robinson), Natchitoches (Taqueta Robertson)
MICHIGAN: (1)	East Kentwood (Quistelle Williams*)
MISSISSIPPI: (4)	Booneville (Dianna Harris*), Coldwater (Donica Cosby [Independence], Ashley Daniels [Coldwater]) McComb (Sheree Thompson)
MISSOURI: (10)	Independence (Sue Pack), Joplin (Treva Christensen), Kansas City , (Roxanne McCrory [Center], Tanisha Smith [Lincoln Prep]), Moundville (Leah Gordon), Purdy (Jeannette Cowherd*), Risco (Claudia Harris), Salem (Leslie Howard), Springfield (Ashlea Williams), Sullivan (Christina Lawrence)
NEW MEXICO: (1)	Fruitland (Karyn Karlin*)
OKLAHOMA: (16)	Bartlesville (Kim Bunge), Bethany (Amanda Holley), Coweta (Michelle Thacker), Elk City (Fay Dickerson), Eufaula (Marsha Lackey Vining*), Fort Cobb (Wendi Willits), Inola (Kathleen Caton), Lawton (Coretta Chenault), Muskogee (Kamara Stancle), Norman (Shanna Harmon [North]), Oklahoma City (Toya Marshall [John Marshall]), Poteau (Delmonica DeHorney), Tulsa (Angie Gore [Jenks]), Sand Springs (Stephanie Brinlee [Page]), Woodward (Melissa Hobbs), Vian (Stephanie Bloomer)
OHIO: (3)	Columbus (Kristin Peoples), West Chester (Cara Wright* [Lakota West])
TENNESSEE: (3)	Germantown (Sarah Watkins), Knoxville (Tracy Eaton), Memphis (Angela Davis*)
TEXAS: (20)	Amarillo (Lakishia Harper [Palo Duro]), Angleton (Ayana Brereton), Arlington (Shaka Massey [Sam Houston], Charity Ford [Seguin]), Cayuga (Brandi Whitehead), Celina (Valecia Fore), Corpus Christi (Karen Jones), Duncanville (Alison Muldrew), El Paso (Debbie Olivas [Eastwood]), Fort Worth (Deborah Crosby), Irving (Chrysti Jordan), Palestine (Donna Wilson), Plano (Rochelle Masengill [East], Rochelle Vaughn [West], Brittney Vaughn [West]), Houston (Yolanda Dickson, Kiesha Beard [Willowridge]), San Antonio (L'Anna Howard*, Tiffany Wright [Southwest]), Tyler (Bronwyn Wynn [John Tyler])
WISCONSIN: (1)	Milwaukee (Cheryl Orcholski*)
INTERNATIONAL (3)	SERBIA: Belgrade (Kristina Andjelkovic) FINLAND: Helsinki (Anne Luosarinen) AUSTRALIA: Drouin (Skye Rees [Victoria])

* -- First athlete from state to play for Arkansas

Arkansas Cities and Towns

6 Little Rock	(Joni Johnston [MSM], Patrice Gillenwater [MSM], Doris Gaiser [McClellan], Erma Greer [McClellan], Michelle Mabry [MSM], Celia Anderson [Hall])
5 Fayetteville	(Betsy Broyles, Carol Ann Riggs, Connie Fitzgerald, Wendy Norwood, Hailey Nutt)
4 Fort Smith	(Redd Coleman [Northside], Allison Singleton [Southside], Kendra Roberts [N'side], Shanita Arnold [N'side])
Hot Springs	(Cindy Daley, Sha Hopson, Joy Oakley, Shameka Christon)
3 Mt. Home	(Kathy Rowland, Carrie Satterfield, Brittney Richardson)
N. Little Rock	(Robyn Irwin [Sylvan Hills], Christi Willson [Northeast], Whitney Zacharison [Central Ark. Christian])
Pine Bluff	(Kelly Lipe, Juliet Jackson, Dana Cherry)
2 Benton	(Trisha Cooper, Maria Kidd [Bauxite])
Carlisle	(Tami Scherm, Julie Inman)
Gravette	(Wendy Schopp, Blair Savage)
Harrison	(Georgia Clark, Danelle Allen)
Marvel	(Camille Yancy [Acad.], Stacey Walls [Parkview])
Springdale	(Tina Adams, Janet Moore)
West Memphis	(Melanie Browder, Katrina Nesby)
1 Arkadelphia	(Lonnaya Bragg), Batesville (Tracy Webb), Bentonville (Robin Alpe), Blytheville (Whitney Jones), Cave City (Sheila Burns), Clarksville (Dinah Dickerson), Charleston (Carrie Parker), Conway (Sharon Delph), Damascus (Lanell Dawson), Danville (Tamara Mathis), Dardanelle (Kelly Johnson), Deer (Shanon Jones), Dermott (Joy Dillard), Eudora (Debra Williams), Gentry (Allyson Twiggs), Greenwood , (Paula Phillips), Green Forest (Joyce Underdown), Gurdon (Lita Stricklin), Heber Springs (Brenda Alexander), Huntington (Donna Buccella), Judsonia (Lisa Martin), Newark (Amber Nicholas), Osceola (Ruby Vaden), Ozark (Sarah Pfeifer), Pea Ridge (Jan Lookadoo), Russellville (Adrienne Bush), Royal (Kim Grishman [Lake Hamilton]), Rogers (Pat Keck), Rudy (Lisa Harris), Salem (Brittney Richardson), Siloam Springs (India Lewis), Star City (Shea Henderson), Van Buren (Marsha Johnson), Vilonia (Monica Van Parys [NLR]), Waldo (Sytia Messer), Warren (Mary Lynn Ederington), Wilmar (Brenda Rhodes), Wynne (Bettye Fiscus)

TEAM CAPTAINS

Each coaching staff had different ways of selecting the team captains. Some chose before the start of the season, some changed during the year and others were voted on by the players after the end of the year.

SEASON	CAPTAINS
2009-10	Charity Ford
2008-09	Ayana Brereton, Whitney Jones
2007-08	Brittney Vaughn, Lauren Ervin
2006-07	Brittney Vaughn, Sarah Pfeifer
2005-06	Rochelle Vaughn, Sarah Pfeifer
2004-05	April Seggebruch, Rochelle Vaughn, Sarah Pfeifer
2003-04	Rochelle Vaughn, Sarah Pfeifer
2002-03	India Lewis, Lakishia Harper, Shameka Christon
2001-02	Amy Wright, India Lewis, Lakishia Harper
2000-01	Wendi Willits, Amy Wright
1999-2000	Karyn Karlin, Brandi Whitehead
1998-99	Sytia Messer, Karyn Karlin, Treva Christensen
1997-98	Christy Smith, Sytia Messer, Karyn Karlin
1996-97	Kimberly Wilson, Christy Smith, Taqueta Roberson
1995-96	Kelly Johnson, Kimberly Wilson, Christy Smith
1994-95	Kelly Johnson, Debbie Olivas, Kimberly Wilson
1993-94	Shea Henderson, Michelle Thacker, Kelly Johnson
1992-93	Angela Davis, Blair Savage
1991-92	Amber Nicholas, Blair Savage
1990-91	Delmonica DeHorney, Angie Gore, Amber Nicholas
1989-90	Juliet Jackson
1988-89	Robyn Irwin, Shelly Wallace, Donna Wilson
1987-88	Cindy Daily, Shelly Wallace, Donna Wilson
1986-87	Tracy Webb, Monica Brown, Sheila Burkes, Bronwyn Wynn
1985-86	Tracy Webb, Sheila Burkes, Debra Williams
1984-85	Doris Gaiser, Bettye Fiscus
1983-84	Mary Munsch, Cheryl Orcholski, Amanda Holley
1982-83	Kim Bunge, Connie Fitzgerald
1981-82	Kim Bunge, Connie Fitzgerald, Monica Van Parys
1980-81	Kathy Caton, Tammy Siefkes, Lita Stricklin
1979-80	Kathy Caton, Tammy Siefkes
1977-78	Marsha Lackey-Vining, Carol Ann Riggs

(Our records before the NCAA era began -- 1982-83 -- are incomplete. Former Razorbacks are urged to contact the Athletic Media Relations Office [479-575-2751] with corrections and additions to this list of former captains.)

BASKETBALL STAFF MEMBERS

HEAD COACHES

Gary Blair, 1993-2003
Tom Collen, 2007-present

Susie Gardner, 2003-07
Joan Henn, 1978-81

Sharon Ogle, 1976-78
John Sutherland, 1984-93

Matilda Willis, 1981-84

ASSISTANT/ASSOCIATE HEAD COACHES

Asst. Head Coach Tom Collen, 1993-97

Assoc. HC Vic Schaefer, 2002-03

Assoc. HC Tim Eatman, 2007-present

ASSISTANT COACHES

Joey Anders, 1984-85
Zenarae Antoine, 2007-present
Journey Beard, 1984-85
Kelly Bond, 2000-03
Leslie Byrd, 1988-89
Jeff Cohen, 1981-82

Greg Collins, 2007-present
Sue Donohoe, 1993-94
Charity Elliott, 2003-04
Barbara Foley, 1980-81
Judy Grayston, 1978-79
Johnnie Harris, 2004-07
Khadija Head, 2005-06

Rena Holden, 2003-2005
Ann Keenan, 1979-80
Kit Kyle, 1994-96
Tracey Mays Stehlik, 1985-93
Loy Moore, 1988-93
Mike Neighbors, 2006-07

Amber Nicholas Shirey, 1993-2007
Lisa Parker, 1982-83
Don Paul, 1985-88
Vic Schaefer, 1997-2003
John Sutherland, 1982-85
Trenia Tillis, 1996-2000

DIRECTOR OF BASKETBALL OPERATIONS

Khadija Head, 2004-05, 2006-07
Mike Neighbors, 1999-2001
Amber Shirey, 2007-present
Kelley Waters, 2001-2005

MANAGERS

Sammie Baird, 1982-86
Haley Bestgen, 2006-present
Nathan Bodenstein, 2005-07
Chana Boyland, 1985-86
Tina Brewer, 1984-85
Sheila Burns, 1978-79
Susanne Clark, 1991-94
Amy Clement, 1994-98
Jason Clemons, 1996-2000
Erin Cox, 2007-present
Tom Halbmaier, Jr., 1994-97
Ryenne Hartley, 2009-present
Rita Ivie, 1983-86
Brittney Johnson, 2002-05
Karen Johnson, 1987-88
Jason Jones, 1990-93
M.J. Keeler, 2001-02
Dianne Lewis, 1977-78
Kelly Lipe, 1980-83
Kim Markham, 2001-02
Cynthia Mathis, 1984-85
Daisy Moore, 1992-93
Martha Neal, 1987-91
Grace Parker, 2008-present
Emily Pearson, 2008-present
Caroline Powell, 2008-09
Peggy Price, 1979-81
Amira Qaddoumi, 1997-2001
Malina Qaddoumi, 1997-2001
Gail Saulsbury, 1976-77
Allison Singleton, 2001-2004
Trudi Spencer, 2005-08
Lisa Turner, 1978-79
Marsha Van Parys, 1981-83
Kristy Weathers, 1979-80
David Weaver, 1994-98

SPORTS INFORMATION DIRECTORS

Glynda Duncan, 1976-78
Ann O'Brien, 1978-80
Charlie Fiss, 1980-84
Maria Borgstrom, 1984-85
Steve Wright, 1985-89
Bill Smith, 1989-09
Jeri Thorpe, 2009-present

VIDEO COORDINATORS

Jeff Brazil, 2009-present
Jake Nelp, 2007-08
David Walker, 2008-present

STUDENT/GRAD. ASSISTANT COACHES

Alli Clark, 2003-05
Robyn Irwin, 1989-90
Kelly Johnson, 1996-97
Kelly Lipe, 1983-84
Angie Nelp, 2007-08
Amber Nicholas, 1992-93
Debbie Olivas, 1995-96

Blair Savage, 1993-94
Allison Singleton, 2005-07
Gail Streigler, 1990-91
Jeannie Treat, 1991-92
David Walker, 2008-present
Tracy Webb, 1987-88

HEAD TRAINERS

Jerry Cohen, 1976-78
Nancy Stevens, 1978-1989
Sally Werner-Ferrel, 1989-94
Ruth Harris DeBro, 1994-96
Julie Cain, 1995-96
Kris Ring, 1996-99
Sean Collins, 1999-2004
Phill Vardimann, 2004-05
Sarah Melby, 2005-06
Jeremy Braziel, 2006-present

ASSISTANT TRAINERS

Monique Butcher, 1990-91
Shane Bjornberg, 2001-02
Trevor Carter, 1990-91
Christie Clem, 1998-99
Dana Dethrow, 1989-91
Traci Gardiner, 1990-92
Kim Kalina, 1992-94
Maggie Harrington, 2003-04
Melinda McNew, 2005-06
John Parrigon, 2002-03
Kelli Sheffield, 1991-94



Along with the 1907 team photo on the following page, these images represent some of the earliest evidence of women's basketball at the University of Arkansas. Above, the 1908 team photo was given to Women's Athletics during the 25th anniversary season. Below at left, women play at Smitty's Gym, the original basketball gym located on the main part of campus. The gym was the University Museum until the early 21st century. Below at right, the 1909 team loads up for a road trip, and was the "Champions of the South" according to newspaper clippings.



EARLY ORIGINS

Women's basketball has been a part of the fabric of the University of Arkansas for almost a century. Teams of female students took to outdoor courts and peach baskets just after the turn of the century. While the women waited until 1976 for the first varsity team to officially represent the University, these early photos show how the game captured what was then deemed "the fairer sex" in action.

THE FIRST TEAM

As the photo below illustrates, almost since the turn of the century, women

have banded together to play basketball at the University of Arkansas. In fact, yearbook references to women's basketball predate men's basketball at Arkansas. There are photographs of at least three teams of women's basketball players prior to 1910. From the 1930s until the late 1950s, some of the nation's best AAU players and teams came from the state of Arkansas. After years of "extramural" women's basketball in the late 1960s and early 1970s at the University, the first varsity Razorback basketball team took the court in Barnhill Arena in 1976-77. Under Coach Sharon Ogle, these Razorbacks established the winning tradition at Arkansas with a 10-6 season. Composed of walk-ons, the 1976-77 team was undefeated in Barnhill Arena (6-0) and set a school record for largest margin of victory that may never be broken—79 points—with a 108-29 win over Bartlesville Wesleyan. Three walk-ons received aid to become the first scholarship women at Arkansas: Camille Yancey of Marvel, Pat Keck from Rogers, and Carol Ann Riggs of Fayetteville.



IN THE BROYLES TRADITION

The next season, the University of Arkansas awarded its first women's athletic scholarship to a freshman recruit. A local basketball star at Fayetteville High, Betsy Broyles, became the first Razorback high school recruit, one of 10 women recruited during the 1977-78 season. Wearing No. 30 for Arkansas, Betsy, daughter of former athletic director Frank Broyles, had her playing career cut short by an injury, but she did letter two seasons at Arkansas.



ARKANSAS' FIRST SUPERSTAR

Wynne, Ark.'s Bettye Fiscus arrived at the University in 1981, and Razorback basketball was never the same. Fiscus set the University record for scoring—man or woman—at 2,073 as Arkansas' first All-American. While NBA star Todd Day finally broke Fiscus' scoring mark, she still holds almost all the women's basketball career scoring records. Her jersey—No. 5—was the first retired by the University, receiving that honor in 1986.



FIRST NATIONAL CHAMPIONS

A senior-laden Razorback club that had advanced to the NCAA Tournament in 1986 received the snub of the committee in 1987. Behind co-captain guard Tracy Webb, the 1986-87 team wrecked its vengeance on the National Women's Invitational Tournament, sweeping through the postseason tournament to bring home the first team national title for a women's squad at Arkansas. Arkansas averaged over 100 points per game for the tournament, crushing California, 112-80, in the championship game.

"DIALING" FOR TROPHIES

Arkansas and the Dial Soap Women's Basketball Classic series had a long, distinguished history. The Dial Classics were the longest-running series in women's



hoops. Arkansas had the unofficial distinction of winning more Dial trophies than any team starting in Min-

nesota (photo at left). In fact, the Razorbacks played in eight different Dial tournaments in eight seasons, winning trophies in six.



This past record combined with increasing promotions led to Arkansas receiving the right to host one of the coveted tournaments, bringing the Dial series to Fayetteville in 1991 (photo above) until the series was disbanded in 1997.

THE SHOTS HEARD 'ROUND THE WORLD

On Feb. 23, 1990, Arkansas ended the longest conference winning streak in NCAA history by defeating the Texas Lady Longhorns, 82-77. The win broke UT's 183-game streak against Southwest Conference foes, and cleared the way for the first non-Texas SWC women's basketball titlist. It also ended the nation's longest active home win streak at 47 games. Senior guard Juliet Jackson, who hit six free throws in the closing minute to clinch the game, summed it up best: "We messed up all their streaks." The next week junior center Delmonica DeHorney was named Sports Illustrated women's college basketball player of the week.



ONLY SWC WOMEN'S TROPHIES OUTSIDE THE LONE STAR STATE

Arkansas was the first team to beat Texas and the first team to win a share, then later an outright, Southwest Conference championship besides the Lady Longhorns. In 1991, Arkansas also ended the Lone Star state's dominance of the SWC tournament by defeating Texas Tech for the title. These three trophies—the 1990 and 1991 SWC Championship and 1991 SWC Classic—are the only women's basketball trophies in captivity outside the state of Texas.

BASKETBALL HISTORY



DELMONICA DEHORNEY, ALL-AMERICAN

While Delmonica DeHorney may have several notable seconds in her resume—second Razorback player to have her jersey (50) retired, second Razorback to play professional basketball, second all-time leading scorer (1,785)—she claims one of the most significant firsts: the first Kodak All-American at the University of Arkansas. DeHorney also is in the record books as the all-time leader in field goal percentage and blocked shots for a career. Her domination in the paint carried Arkansas to the 1990 NCAA West Regional Finals and to the 1991 NCAA Sweet 16. A two-time SWC Player of the Year, Delmonica is the only women's basketball player in SWC history to earn three conference honors. She was SWC Newcomer of the Year as a freshman. DeHorney was inducted into the UA Hall of Honor in 2000.

BARNHILL CROWDS TO REMEMBER

Beginning with the 1989-90 season, the Razorbacks declared W.A.R. (Women's Attendance Record) on a select opponent. The first two W.A.R.s were against Texas, and resulted in the two largest crowds at Barnhill for a women's basketball game.

Upon entering the SEC, Arkansas had a Border W.A.R. with LSU. W.A.R. IV featured the 24th-



ranked Kentucky Lady Kats. Arkansas' feared home crowd worked its Barnhill magic in the last three W.A.R.s. The last two years were particularly dramatic as the Razorback fans rallied Arkansas from halftime deficits.

AN ALL-AMERICAN BY EVERY MEASURE

No other point guard in Arkansas history had a career that can match Newark's Amber Nicholas. In her four years, she never missed a game, playing 117 consecutive games, and she set the record for the most consecutive games started: 87. Nicholas set the school record for career assists, and her steady hand guided Arkansas to the best record of any four year period in school history. Named the MVP of the 1991 SWC Tournament, Nicholas also earned three Dial MVP awards in consecutive seasons. One of the most beloved Razorbacks, Nicholas also was a two-time selection to the highly prestigious CoSIDA Academic All-America team and received an NCAA Postgraduate Scholarship. She was inducted into the Hall of Honor in 2002.



THE NATION COMES TO FAYETTEVILLE

At the end of the 1993-94 season, the University of Arkansas Women's Athletics Department hosted the first major NCAA championship event held in the state of Arkansas. The 1994 NCAA Division I Women's Basketball Midwest Regional set marks for regional attendance and hospitality. A true community project, one of the highlights was a street party and battle of the bands on the downtown square called Fayetteville Friday Night for the two teams in Saturday's championship game. Louisiana Tech advanced from Fayetteville to the Final Four with upsets of No. 1-ranked Tennessee and Lisa Leslie's USC Trojans.



A MOMENT IN TIME

As the Razorbacks prepared to move to Bud Walton Arena in December 1993, the Women's Athletics Department held a celebration of 17 years of women's hoops in Barnhill Arena with "A Moment in Time." The banquet held in Barnhill was attended by dozens of former Razorbacks, including three of the four career leaders. A special retrospective video tracing the Razorbacks and their winning tradition in Barnhill was screened as a part of the festivities.

THE CARDIAC KIDS

The 1994-95 season saw the Razorbacks return to the Associated Press Top 25 and the NCAA tournament, posting a 23-7 record. Arkansas did it by winning nine games in the closing minute, three games on last shots, with a team composed mostly of freshmen and sophomores.

A STREAK UNEQUALED

The first freshman recruit to start opening day at point guard for Arkansas, Christy Smith earned attention for her free throw shooting—89.9% to lead the nation—and her tenacious defense—leading the SEC in steals with 3.0 per game. But on Dec. 6, 1995, Smith took her first step toward a mark that might stand for all time. The 5-6 West Lafayette, Ind., point guard started that night against Alabama, and did not leave the court against a SEC opponent for the rest of the season. For all 11 regular season games and two SEC tournament games, Smith played 525 consecutive minutes—a feat unequaled by man or woman in the league. The 1995 SEC Freshman of the Year, Smith also became Arkansas' first woman named to the Associated Press All-America team as an honorable mention.



A PRESIDENTIAL VISIT

Usually, the national champion visits the President of the United States in the White House. On Dec. 9, 1996, President Bill Clinton visited the women's basketball team in their locker room (at left) during halftime of the men's game with Cincinnati. It may be the first time a sitting President has dropped in to the locker room of a collegiate women's basketball team, and as luck would have it, it was not the last time the Razorbacks posed with the President.

DREAMS DO COME TRUE

On March 9, 1998, the Razorbacks wanted to get back into the NCAA Tournament. By March 27, 1998, they were in the NCAA Final Four, living the dream they had wished for years. Arkansas made NCAA Tournament history as the lowest seed -- #9 in the West -- to advance to the Final Four. They were the first unranked team in women's basketball history during the modern era to reach the Final Four. And, they were the lowest finishing team in conference play -- tied for sixth in the SEC -- to reach the Final Four. Arkansas did it all on the west coast, spending two whole weeks in the Bay Area. Along the way, the Razorbacks beat three conference champions -- WAC, Pacific, Ivy and ACC -- and three ranked teams -- Hawai'i, Kansas and Duke -- to face conference rival Tennessee at Kansas City.

Arkansas played all four of its pre-Final Four games on late night TV, earning the nickname of Good Morning America's team. Every member of the team contributed to the run, starting with a 24-point effort by Karyn Karlin in the opening round win over #20 Hawai'i, 76-70. Then it was freshman Wendi Willits' turn with a near-NCAA record six three-pointers to blow open Arkansas' second round contest with Harvard, 82-64. In the opening round games held at Stanford, Calif., Christy Smith had zero turnovers and 16 assists.

At the West Regionals in Oakland, junior Sytia Messer stepped to the front as Arkansas' leading scorer in both wins, earning herself the honor as the most outstanding player at the West Regional. Messer had 23 points as Arkansas used an impressive 54-point second half to dispatch Kansas, 79-63, in the Sweet 16. Fellow junior Treva Christensen announced herself with 14 points off the bench against Duke to earn all-tournament



selection. Junior Tennille Adams was 6-of-9 with 14 off the bench including the go-ahead bucket in the closing minutes against Duke.

The defining moment belonged to Smith, as she calmly sank four free throws in the final seconds to send Arkansas to the Final Four for the first time with a 77-72 win over ACC champion Duke.



At far left, NCAA West Regional MVP Sytia Messer (warm-up top) and senior Tiffany Wright celebrate Arkansas' Sweet 16 upset of Kansas. Above, Christy Smith collapses into Kamara Stancle on the Cal logo at midcourt after the senior guard dribbled out the final seconds against Duke. Immediate left, Smith drives downcourt in the opening round of the 1998 Women's Final Four in Kansas City.




FIVE GAMES TO GLORY

When the 1999 season ended, Arkansas was 15-14 and 11th in the SEC. Leading scorer Karyn Karlin was out for the year with a torn ACL. Not the ending Cinderella hoped for after the Final Four. But Arkansas got a second chance with the WNIT, and by virtue of its season attendance was chosen to host the opener with SLC champion Northwestern State. Sophomore Lonniya Bragg, quiet most of the season, tore into NSU for a career-tying 22 points. Arena conflicts helped Arkansas host round two, and a late-season snowstorm led to the smallest crowd at Bud Walton for women's basketball (890). Those that braved the weather saw a sophomore class record 35 points as Okie Wendi Willits busted the Sooners in an overtime thriller, 97-93. The crowds began to pour back into Bud Walton, and Arkansas survived Rice, 76-70, in the quarterfinals thanks to 18 from Bragg. The WNIT picked Arkansas to host again, and the crowd and the Razorbacks did not disappoint as 9,041 saw 5-11 Bragg rack up a career-high 23 against the 6-5 and 6-4 posts of MVC runner-up Drake in a 80-56 rout. It set the stage for a titanic showdown at Walton with Wisconsin. An all-time record 14,163 paid to see Arkansas win the title behind an inspired senior performance from Kamara Stancle with 15 points and 13 rebounds. The victory was marred by the sudden illness and death of Sytia Messer's mother on the eve of the game.

BASKETBALL HISTORY

AMERICA'S BEST THREE-POINT SHOOTER

Wendi Willits shattered all of Arkansas' three-point records during the 1998-99 season. More impressive, the 5-8 Fort Cobb, Okla., sophomore came within a single trey of breaking a previously thought unbreakable SEC record -- Cornelia Gayden's single season mark. Willits finished with 104, shooting 35.7% from the arc. Ranking top five in the nation in both percentage and production, Willits was chosen by the Basketball Hall of Fame as its Ed Steitz Award winner. Her uniform, complete with her trademark headband, was displayed for the 1999-2000 season at the Basketball Hall of Fame in Springfield, Mass. Her senior year, she became the No. 2 three-point scorer in SEC history as well as the all-time leader at Arkansas. Willits closed her career at the ESPN College Three-Point Shooting Contest, where she reached the Final Four.



SECOND TO ONE, BUT SECOND TO NONE

Hot Springs, Ark., native Shameka Christon finished her four-year career at Arkansas as the first woman to threaten the all-time scoring mark of Bettye Fiscus and ended up second all-time with 1,951 points. However, in



many ways Christon was second to none in her Arkansas career with many firsts. Early in her career Christon became the first Razorback women's basketball player to represent the United States at the World Championships and the first to win a gold medal on the world stage.

As a senior, she was the first Razorback named Associated Press All-America with her selection to the third team, surpassing Christy Smith's four times on the AP team, but as an honorable mention. Christon also became the first voted SEC Player of the Year (both coaches and AP), making her the second Razorback to take player of the year (Delmonica DeHorney in the SWC days). She closed out her time in Fayetteville by becoming the first Razorback taken as a first-round draft pick of the WNBA, going fifth overall to the New York Liberty. Christon added another first as the first Razorback to make an all-pro team as she was on the WNBA's Rookie Team in 2004.

Arkansas met the President of the United States twice: first at Walton Arena in 1996 (right) (see page 146 for more) then again in 1998 (left) with a private tour of the Oval Office and West Wing. Neither visit was the first for the Razorbacks with Arkansas' most famous native politician. At right, the "boy governor" of Arkansas hosted the 1987 NWIT champions at the state capitol building.

IT WAS THE BEST OF TIMES IT WAS THE WORST OF TIMES

Tom Collen returned as the head coach for the Arkansas women's basketball team in April 2007. Inheriting a team that had set the standard for best start to the first loss with a 15-1 run before setting the standard for futility with a 10-game losing streak, Collen had no expectations of another streak against a schedule including key road contests. After the first win in several years

at Missouri, Arkansas came home to face Clemson -- the first ACC team in Walton Arena. Downing the Tigers, the Razorbacks faced the toughest test with NCAA participant Marquette in the finals of the Dartmouth tournament. Trailing by eight, Arkansas rallied for a two-point win. Riding a 14-game streak, the Razorbacks pummeled former SWC rival Texas Tech to close out the pre-conference schedule perfect. The 15-0 start broke the in-season winning streak of the 1990-91 SWC Championship team that set the school record for wins and percentage with a 28-4 finish. The 15 straight games also bested the 11-game run to close the 1998-99 and start the 1999-2000 season. Behind senior double-double averaging post player Lauren Ervin, Arkansas looked ready to vault its top 25 AP ranking back into the NCAA Tournament. Fate had different plans as Ervin tore her ACL in the SEC opener, ending her career as the second all-time double-double points-rebound player. The Razorbacks suffered several other injuries and stumbled to a 2-13 close.



HISTORIC CHANGES

On Jan. 1, 2008, the University of Arkansas brought together the men's and women's athletic departments. Starting with the new fiscal year in July 1, 2008, the women's sports teams dropped the usage of "Lady" and "LadyBack" nicknames.



RAZORBACK HISTORY

DROPPING DIMES FOR RECORDS

Point guard Amy Wright started the second century of Razorback basketball by shattering a once-thought-untouchable record of 186 assists in a season set by Donna Wilson in 1989. Wright's 198 led Arkansas back into the NCAA Tournament second round in 2001, and left her in striking distance for her senior season of the all-time leader, Amber Nicholas Shirey. For her final season, Wright not only took the career record early on, but she broke her own season mark to become the first woman to go over 200 in a season with 205 and close her career with 717.



For her final season, Wright not only took the career record early on, but she broke her own season mark to become the first woman to go over 200 in a season with 205 and close her career with 717.



**#1A -- ARKANSAS 77,
#8 DUKE 72.
March 23, 1998**

A total team effort. Christy Smith fulfills the dream of every little girl -- she must make the free throws to send Arkansas to the Final Four. Smith does not get to the line



without Tennille Adams' offensive stick-back to put Arkansas ahead. Treva Christensen and Sytia Messer solidify their picks as All-West and West Region MVP. The game gives rise to two of the greatest moments in women's basketball history. The first came before the game. After a silent

ride through the Oakland twilight, Gary Blair rose as the team bus halted. "Don't get off the bus if you don't expect to win," he said, then turned and left the bus. The second came after as Smith and Stancle fell to the floor at the end of the game. ESPN commentator Beth Mowens declared, "Do you believe in miracles?"

**#1B -- ARKANSAS 82,
#6 TEXAS 77
February 23, 1990**

The clipping at the right from the *Dallas Morning News* says it all. Senior Juliet Jackson's clutch free throws ice the first loss by UT to a SWC member -- 183 consecutive games. Delmonica DeHorney led Arkansas with 26 points, eight boards and four blocks. Jackson had 19 points and seven assists, and of course, was 7-of-8 at the line -- 4-of-4 in the closing minute. DeHorney was national player of the week after the game, but those that were there will tell you the best part was seeing The Drum bathed in white -- not victory burnt orange -- lights.

**#2 -- #22 ARKANSAS 82
#2 LSU 72
January 19, 2003**

The largest regular season crowd in school history (11,486) and ESPN watched as Arkansas won the first top 10 vs. top 10 game in school history. Arkansas' "Big Three" of Shameka Christon (25 points, 7 boards), India Lewis (19 points) and Dana Cherry (13 points, 12 rebounds) were joined with SEC all-freshman Ruby Vaden (13 points, 7 boards) as the Razor-



backs dominated the second-ranked Tigers. LSU threatened late, but the comeback only served to add to the instant classic status of the game. Along with marking the best start in SEC play to date, LSU became the highest ranked team to lose to Arkansas.

**#3 -- #22 ARKANSAS 81,
#7 GEORGIA 70
March 18, 1990**

Considered for years one of the top 10 upsets in NCAA women's tournament history, Arkansas goes to Athens, Ga., to stun the Lady Bulldogs behind 30 points from Juliet Jackson. Georgia's strategy was to shut down Delmonica DeHorney and Blair Savage inside and isolate Amber Nicholas outside. They dared Jackson to beat them, and she did by raining down 12-of-19 from the perimeter.

**#4 -- ARKANSAS 67,
WISCONSIN 64
MARCH 23, 1999**

Don't try to tell the WNIT record crowd of 14,163 fans at Walton Arena that this was the game for 65th in the country. The back-and-forth battle with the Badgers was befitting any championship. Seniors Kamara Stancle and sophomore Wendi Willits score 15 each as the team wins one for Sytia Messer's mom who passed away 24 hours before the game.



**#5 -- #22 ARKANSAS 77,
#6 TENNESSEE 75
December 29, 1996**



The Razorbacks make national headlines with their first-ever win over Tennessee. Sytia Messer holds Chamique Holdsclaw to a single field goal and only 7 points while Christy Smith and Kimberly Wilson go off for 21 points each. Wilson jumped on UT early, hitting her first three treys and giving Arkansas a 19-11 advantage. Defense was the difference as four turnovers keyed a 13-0 run by Arkansas, capped by a three-pointer by Sytia Messer for a 48-36 lead. Tennessee did not go away, rallying to within a point, 76-75, with :56 to play. The Lady Vols had one last chance to win the game, but missed an inside shot. Karen Jones pulled down the rebound of her life and was fouled by Tennessee. Jones' free throw in the final seconds gave Arkansas its final margin of victory.

**#6A -- ARKANSAS 74,
#7 SOUTH CAROLINA 46
January 27, 2002**

**#6B -- ARKANSAS 67,
#8 VANDY 57
January 31, 2002**

A combination entry because they are the first time that Arkansas defeated consecutive top 10 teams at Fayetteville, and because of the circumstances around the games. The Razorbacks stumbled at USC only three weeks earlier, 91-66, and thanks to some humbling early games were 1-6 to open SEC play. Not only did Arkansas turn the season around, it did it in convincing fashion. Forcing 26 turnovers, India Lewis and Dana Cherry had 17 each as UA meted out its worst beating of a ranked team during the regular season on USC. Four days later, Shameka Christon poured in 21 to lead Arkansas past Vanderbilt as the Razorbacks controlled the game start to finish.



**#7 -- #1 TEXAS 71,
ARKANSAS 70
February 18, 1984**

The Texas win that wasn't. Arkansas scrapped with the top team in the nation, and got the opportunity of a lifetime with the ball and the clock running out at Barnhill Arena. Senior Amanda Holley's baseline jumper hangs in the air, hits the bucket, rolls around the rim and falls out as the horn sounds. The Razorbacks will have three more close calls with their arch-rivals, but a basketball generation will pass before Texas falls in 1990.



THE 30 GREATEST GAMES

#8 -- #22 ARKANSAS 90, UCLA 80 (OT) March 14, 1990

Perhaps the most exciting overtime game in Arkansas history, the Razorbacks come back from a 10-point deficit late in the game to tie the contest and send it into overtime. Led by All-America candidate Rehema Stephens, UCLA had five players in double figures but the Bruins ran out of gas in the extra five minutes as Amber Nicholas (22 points) and Blair Savage (21 points) lead a 15-5 overtime run. Not only a memorable game, it was the first-ever win by Arkansas in the NCAA tournament and the first-ever NCAA tournament game hosted by Arkansas.



#9 -- ARKANSAS 79, KANSAS 63 March 21, 1998

The Cinderella story comes to life as Arkansas holds All-American Lynn Pride of Kansas scoreless to rally from a 32-28 halftime deficit. Sytia Messer leads the charge with a 17-point second half effort as Arkansas dominates KU, 51-31, in the final 20 minutes. After shooting only 36% in the first half, UA blisters the Jayhawks for 63% in the second.

#10 -- #6 TEXAS 101, ARKANSAS 99 March 11, 1989

Quite simply, Southwest Conference fans say this may be the greatest championship game ever played -- men or women -- at the SWC Classic. The first-ever women's basketball game at Reunion Arena did not disappoint as the two teams produced near-flawless games. Each committed a season-low eight turnovers, and the 200 points scored were school records for combined score for both. Trailing 51-46 at halftime, Arkansas responded with 52.8% from the field led by a career game by Lisa Martin with 31 points. Four of Arkansas' starters were in double digits as Shelly Wallace added 20 points and 15 boards. Clarissa Davis saved the day with 36 for Texas.

#11 -- ARKANSAS 78, #10 FLORIDA 69 March 2, 2001

Arkansas rode a 10-game losing streak to the Gators into the second round of the SEC Tournament, but freshman Shameka Christon had 22 points, 11 rebounds and four stitches as the Lady'Backs jumped on Florida early. Arkansas led by as many as 20 before Christon departed the game with a busted lip. She returned, but not before Florida closed to within seven. Behind 22 from Wendi Willits and 10 from Lonniya Bragg, Arkansas went on a 7-0 run late to advance to the SEC Tournament semifinals for the first time in school history.

#12 -- #18 ARKANSAS 73, #8 VANDERBILT 71 (OT) February 19, 1995

Kelly Johnson said she had never hit a game-winner at the buzzer in her life. She didn't get the chance to do so again in her career, but when Christy Smith laced the pass down low to Johnson, she buried the 15-foot baseline jumper as time expired to give Arkansas its first-ever win over Vandy. The photo, at right, of Johnson's shot has become one of the most requested classic images in women's basketball history.

#13 -- ARKANSAS 80, MISS. STATE 73 March 4, 2005

Midway through the first half of Arkansas' opening game at the SEC Tournament, Susie Gardner's team looked headed for a blowout trailing by 17 points with 4:01 left in the first. Trimming the deficit to 11 at half, Arkansas held MSU scoreless almost four minutes to start the second and soon pulled within striking distance. A trio of sophomores led by Sarah Pfeifer were in double-digits to give Arkansas an eight-point lead with just under four minutes to play, a 25-point swing from the same point in the first half.

#14 -- ARKANSAS 66, #23 SMSU 63 December 29, 1993

There are few things better than beating a rival, and even better when it comes unexpectedly. First-year head coach Gary Blair drew up the play for his freshman three-point sharpshooter Kimberly Wilson. With seconds left, Wilson calmly stroked the winning shot, breaking an unprecedented two-year losing streak to SMS. Wilson became the Bear stalker, posting a 4-0 career mark with SMS.

#15 -- CALIF. 66, ARKANSAS 62 March 21, 1982

Arkansas' first appearance at a national tournament almost became its first win. The host Golden Bears hold off a pesky Arkansas team in the opening round of the 1982 AIAW Championships. Tied 29-29 at halftime, turnovers and fouls are the undoing of Arkansas. The Razorbacks had 31 turnovers -- 11 more than Cal -- and leading scorer Bettye Fiscus fouls out with 17 points. Kim Bunge also has 17 points, but with four fouls.



#16 -- ARKANSAS 73, OLE MISS 72 January 2, 1993

The first major victory in the SEC as the former SWC Champion defeats the defending SEC Champion Lady Rebels. As the photo at right shows, Shea Henderson is the star of the day as the Star City guard drives down the lane in the closing seconds to hit the game winner.

#17 -- ARKANSAS 97, OKLAHOMA 93 (OT) March 14, 1999

Fort Cobb, Okla., product Wendi Willits takes over the Border War between UA and OU. The second round Women's NIT match-up is a toe-to-toe physical battle. In the midst of a record-setting season of three-point shooting, Willits scores a career-high 35 points to lead Arkansas into the quarterfinals.



#18 -- #6 VANDERBILT 81, ARKANSAS 78 March 9, 2002

Shameka Christon had the greatest game at the University of Arkansas in over a generation, but her 40 points in 37 minutes played was not enough to overcome Vanderbilt at the Gaylord Entertainment Center in Nashville for the SEC Tournament semifinals. At the start of the second half, it looked like there wouldn't be much drama as Vandy extended its 44-26 halftime lead to 22-points, 52-30, with 17 minutes left. Then Christon took over, scoring a school record 28 points for a half. Arkansas cut the lead to one, 79-78, with 22 seconds left. Missed VU throws gave Arkansas the last shot, but with nine seconds to play Christon was called for a charge that allowed Vandy to shoot free throws for the final score.

**#19 -- ARKANSAS 52,
#20 VANDERBILT 51 (OT)**
January 8, 2006

Another Commodore OT heartache, but this one came in one of the most dramatic fashions as sophomore Brittney Vaughn sank the longest buzzer-beating shot in Walton Arena history to send this contest into OT. One of only



three known end of the period half-court shots, Vaughn's 47-footer is the only one to close regulation. Vaughn was scoreless for 39:30, but her driving reverse layup trimmed the Vandy lead to three, 46-43, to set the stage for her game-tying heave. The night proved "vaughn-derful" as her sister Rochelle scored a career-high tying 22 points, including a pair of free throws with 13 seconds left in the overtime period to ice the victory for Arkansas.

**#20 -- ARKANSAS 82,
#17 PENN STATE 78**
January 9, 1999

In its first appearance on CBS, Arkansas does not disappoint. Karyn Karlin (at right) dominated the Lady Lions in the paint, scoring 18 points almost at will as Arkansas built a 15-point lead with eight minutes to play. Penn State rallied,



and with two minutes left led by two points. Wendi Willits to the rescue with a 21-footer to put Arkansas back up by one, then a steal on the ensuing PSU possession that lead to a pair of free throws. The 5-0 Willits run put Arkansas up by three with 50 seconds to play.

**#21 -- ARKANSAS 45,
#24 KENTUCKY 43**
January 23, 1993

Undoubtedly the quirkiest win in Arkansas history. The Wildcats were returning to the top 25 for the first time in years, but the Razorbacks made sure the stay was short. It was an improbable win as Arkansas rode a five-game losing streak and was in jeopardy of losing three straight at home for the first time in school history. Defense was the key as Arkansas not only got the win, but did it in record-setting fashion. This was only the second game in Arkansas history in which no one was in double figures, and remains the only time Arkansas has won without a double-digit scorer. Shea Henderson led the team with nine points. Barnhill Arena and one of the Women's Athletics Department's W.A.R. (women's attendance record) promotions share credit for the win. At 5,391, it ranked as the fourth largest crowd to watch the Razorbacks in Barnhill Arena.



**#22 -- ARKANSAS 71,
#16 GEORGIA 63**
February 8, 2004

Arkansas rode a three-game home losing streak for only the second time in school history into an ESPN game with #16 Georgia, but Susie Gardner continued her coaching mojo against her alma mater as the Razorbacks controlled the close game from start to finish. With only eight players on the bench due to injuries, UA was led by Shameka Christon with 28 points, a double-double from Rochelle Vaughn with 11 points and 12 assists and a near-double of 14 points and 9 rebounds from Kristin Moore.

#23 -- ARKANSAS 59, BAMA 58
February 2, 2003

India Lewis was known for her three-point shooting, but in her career at Arkansas she had not hit a game-winner until this afternoon in Tuscaloosa. Arkansas struggled most of the game, no player more than Lewis who entered the final seconds 0-for-7 from the field. Down by two, Lewis took the ball to her right, feinted a drive then stepped back for a fall-away 22-footer as the horn sounded. The win proved a turning point for the conference season, ending a three-game losing streak.



**#24 -- ARKANSAS 61,
#25 SMSU 60**
December 10, 1994

For the second straight year, Arkansas knocks off top 25 SMSU, but this time it's in the Bears' den before 7,490. While Kimberly Wilson led with 19, it was Stephanie Bloomer who was the heroine. Bloomer hit a pair of free throws with 16.5 seconds to play for the win. The 6-3 post had 16 points and 13 rebounds in the game. Arkansas trailed by 10 early, and got its first lead with 2:22 left off a driving layup by Allyson Twiggs.

**#25 -- ARKANSAS 79,
OKLAHOMA ST. 70**
February 16, 1982

Coach Matilda Willis called it her "Champagne Game" in the pregame press, but Oklahoma State was not so willing to give up Arkansas' first-ever 20-win season easily. It looked easy with a 43-29 lead at half, but the Cowgirls cut the spread to three, 69-66, with 3:17 to play. In turn, Bettye Fiscus, Connie Fitzgerald and Erma Greer stepped up with key buckets to pull away from OSU. For the game, Fiscus had 27, followed by Kim Bunge with 14 and Amanda Holley with 12 points and 10 rebounds.

#26 -- ARKANSAS 68, KSU 53
January 2, 1982

The first win for Arkansas over a top 20 ranked team. Bettye Fiscus and Amanda Holley turn in double-double games -- Fiscus an amazing 20 points with 18 rebounds and Holley 12 points with 11 rebounds. Cheryl Orcholski shares top scoring honors with 20 points of her own.

**#27 -- ARKANSAS 77,
#25 ALABAMA 73**
February 18, 1999

Arkansas had its Senior Day one game too late but the Razorbacks scored their first win ever at Coleman Coliseum with a 77-73 upset of 25th-ranked Alabama. Senior Sytia Messer scored a season high 21 points and senior Tennille Adams came off the bench for her second career double-double with 11 points and 10 rebounds. Alabama led by eight at halftime, but the lead wasn't enough to hold off Arkansas. The Razorbacks outscored Bama, 45-33, in the second half. Alabama crept back to within one, but freshman Amy Wright responded with a three-pointer to make it a four-point bulge, 71-67.

THE 30 GREATEST GAMES

#28 -- #14 ARKANSAS 76, #20 TEXAS 61 January 8, 1991

The rematch with Texas is more bust than dust-up as Delmonica DeHorney dominates the lane again and Amber Nicholas pours in the assists and outside shots. Arkansas controlled the game from tip to final horn. The win proves the victory previous year at Austin was not a fluke, and with Arkansas headed out of the SWC, this proves to be the only win over Texas at Barnhill Arena in school history. It results in the largest crowd at Barnhill Arena for a women's basketball game -- 6,819 fans. When Bud Walton Arena opens, this figure is eclipsed by the growth of women's basketball popularity thanks to the SEC.

#29 -- ARKANSAS 83, #11 IOWA 57 November 23, 1997

The Reebok Classic at the Fleet Center in Boston, Mass., was the scene of a mugging as Arkansas shredded the 11th-ranked Hawkeyes. Kamara Stancle scored 21 points in only her second game at Arkansas after transferring from Connors State JC. The Razorbacks defense forced 22 turnovers as Arkansas outrebounded the much taller Hawkeyes, 39-22. Tennille Adams picked up her first double-double of her career with 13 points and 11 rebounds. Leading 38-29 at half, the Razorbacks crushed Iowa with a 13-0 run early in the second half and held the Hawkeyes scoreless for 4:43.

#30 -- ARKANSAS 78, CLEMSON 68 March 15, 2002

A game in the books as much for an individual as the team as Shameka Christon scores 36 points in 33 minutes to lead the Razorbacks in the NCAA first round. The loss was the first ever for Clemson under Jim Davies in the first round, and Christon's 36 -- made more dramatic by an early first half injury that sidelined her for seven minutes -- gave the sophomore the second most points scored in consecutive games (see Game #18) in school history.

ARKANSAS' TEAM OF DESTINY

The 1997-98 team may well be the greatest women's teams in Razorback history. They were the perfect example of what a student-athlete should be on and off the court. Here's a closer look at some of those players and where they are now.

RAZORBACK HISTORY

KARYN KARLIN

Former professional player in Europe and former Assistant Coach at Liberty University.

TREVA CHRISTENSEN

All-West Region in 1998 and former professional player in Europe.

CELIA ANDERSON


Former professional player in Europe and now a published author.

SYTIA MESSER

College Head Coach: Tennessee Tech
Associate Head Coach at Georgia Tech for many years before becoming the Head Coach at Tennessee Tech in 2009.

LONNIYA BRAGG

Former professional player in Europe and 2006 MVP of the U.S.-based WBCBL.



CARRIE SATTERFIELD

Former Assistant Coach with Arkansas State and Tyler Junior College.

TENNILLE ADAMS

College Assistant Coach: Northwestern
Currently the assistant coach at Big 10 member Northwestern.

CHRISTY SMITH

College Assistant Coach: Valparaiso
Four time Associated Press All-American Honorable Mention.

WENDI WILLITS

High School Coach: Shawnee, Okla.
Former WNBA Championship team member with Los Angeles Sparks.

TIFFANY WRIGHT

Sports director at the Charlotte NBC affiliate. Former sideline reporter for ESPN.



The first of the true greats in Razorback history, Bettye Fiscus set the definition by which all other Arkansas women's basketball players are judged.

In a career of firsts, Fiscus received perhaps her final and most unique honor in 1994 when she became the first female athlete inducted into the University of Arkansas Sports Hall of Honor.

Fiscus was the first player to score over 1,000 points in a career, and broke the school record in only two seasons. She went on to become the only women's basketball player over 2,000 points, and until Razorback All-American and NBA standout Todd Day in the early 1990s, Fiscus was the university's all-time leading scorer.

Also one in a long line of Arkansas prep legends to play for the Razorbacks, she led her hometown of Wynne, Ark., to the AAA state title and was named player of the year by the *Arkansas Democrat*.

Her jersey number -- No. 5 -- was the first to be retired by the University of Arkansas -- male or female -- and hangs in the Razorback trophy case, as well as in Barnhill Arena.



Even though her career ended in 1985, she still holds seven Arkansas overall individual records including total points, career scoring average, field goals and free throws and seven class records. When she completed her career, she not only was the all-time leading scorer, but the leader in rebounds as well with 785.

Adding to her career honors, she was inducted into the Arkansas Sports Hall of Fame in 2006.

She is married to former Arkansas men's basketball assistant, James Dickey.

RECORDS HELD BY BETTYE FISCUS

Two decades later, Bettye Fiscus remains Arkansas' all-time scoring leader with 2,073 points, but the original star of the program still holds another seven individual records and seven class records.

CAREER

Points, career: 2,073
Scoring average, career: 18.5 ppg
Field goals, career: 794
Free throw attempts, career: 622
Free throw attempts, season: 229
Free throws, career: 485
Free throws, season, 183

CLASS RECORDS

Freshman pts., season (655) & game (37)
Freshman rebs, season (282) & game (18)
Freshman scoring ave.: 18.7
Freshman rebound ave.: 8.1
Sophomore rebound ave. (shared): 7.3
She also holds two records for SWC games only, career scoring average and season field goals.



Bettye Fiscus was Arkansas' first all-conference player, earning first-team all-SWC in 1982. She was a three-time all-SWC selection in her career, two-time all-SWC tournament and was selected to the SWC All-Decade Team

IT'S NOT ALL ABOUT SCORING

While her career rebound mark of 785 did not last more than three years, Bettye remains No. 2 on the career rebound list and the top guard-wing rebounder. Notable Razorbacks below Bettye in boards: Kodak All-American Delmonica DeHorney and SEC Player of the Year Shameka Christon



BETTYE FISCUS' CAREER STATS

YEAR	GP-GS	FG-FGA	PCT.	3P-3PA	PCT.	FT-FTA	PCT.	REB	RPG	PF-DQ	A	TO	BK	ST	PTS	PPG
81-82	35-35	236-486	.486	n/a	-	183-229	.799	282	8.1	76-2	34	85	11	76	655	18.7
82-83	26-25	181-370	.489	n/a	-	114-151	.755	189	7.3	56-1	42	68	7	57	476	18.3
83-84	23-22	158-296	.534	n/a	-	72-94	.766	137	6.0	45-1	29	49	0	27	388	16.9
84-85	28-28	219-439	.500	n/a	-	116-148	.784	177	6.3	45-0	38	50	1	45	554	19.8
TOTAL	112-110	794-1591	.499	n/a	-	485-622	.780	785	7.0	222-4	143	252	19	205	2073	18.5

Perhaps the most notable aspect of Bettye Fiscus' career -- it came before the advent of the three-point shot.

BETTYE DICKEY TODAY

Bettye Dickey remains a part of the great history of the Razorback program. She was the first player in university history to have her jersey retired in 1986.

To celebrate the end of the Barnhill Arena era and the opening of Bud Walton Arena, the Women's Athletics Department issued commemorative tickets for the first women's game in the new facility. Each ticket had the image of one of the four career leaders, and a special banquet was held to celebrate "A Moment in Time." Bettye was joined at the banquet by the Amber Nicholas



Shirey (UA's then assist leader) and Shelly Wallace, the only woman to break Bettye's mark for rebounds.

As a part of the 30th anniversary season of Razorback basketball, the University chose Bettye as its Southeastern Conference Great to be honored at the 2006 SEC Women's Basketball Tournament in North Little Rock.



DELMONICA DEHORNEY HAWKINS

University of Arkansas
Hall of Honor Member

RAZORBACK HISTORY



Delmonica DeHorney Hawkins became the second Razorback basketball player and the fourth overall inductee to the Arkansas Hall of Honor in September 2000. The first Kodak All-American at the University of Arkansas, DeHorney set the standard by which all future post players will be judged. The only player in Southwest Conference history to receive three player of the year honors during her career, DeHorney led Arkansas to its peak of domination of the SWC and onto the national stage as a top 10 team.

DeHorney exhibited her promise her first season at Arkansas, earning SWC Newcomer of the Year honors. Her sophomore season was limited due to injuries, but the 6-4 Poteau, Okla., product came back stronger than ever as a junior.

It was during the 1989-90 season that DeHorney and Arkansas became household words in the sports world. Leading Arkansas and the SWC in scoring and field goal percentage,



DeHorney paced the Razorbacks to the first win over Texas by a conference opponent. The win at Texas broke a 183-game streak and the UT strangle-hold on the conference title. As the SWC co-champions, Arkansas was selected for the

NCAA tournament. DeHorney stepped up her game, earning All-NCAA West Regional team honors for her back-to-back 30-point games at the Stanford-hosted tournament. Arkansas reached the Elite Eight with DeHorney leading the way.

RECORDS HELD BY DELMONICA DEHORNEY

The post against all others are measured in Arkansas Razorback women's basketball history, Delmonica was one of the most accurate scorers in school history and the key to Arkansas leading the nation in field goal percentage during the 1990-91 season.

CAREER

Blocked shots, career: 235
Blocked shots, season: 83
Field goal percentage, career: 60.9%
Field goal percentage, season: 63.2%

CLASS RECORDS

Junior points, season (581) & game (39)
Freshman (7) and senior (6) blocked shots
Junior scoring average: 20.0 ppg
Junior season blocked shots: 83
Senior season blocked shots: 70
She also holds the record for career scoring in SWC games only along with another 10 SWC game records.

Delmonica was the first Razorback voted by the WBCA to the Kodak All-America team.



ONE OF A KIND

In the storied history of the Southwest Conference, only one woman was voted by the league coaches to a player of the year honor three times in a career. Delmonica DeHorney was the SWC Newcomer of the Year as a freshman in 1988. An injury limited her playing time as a sophomore, but she returned full force as a junior and a senior to lead the league in scoring and earn the 1990 and 1991 SWC Player of the Year award. The first player twice voted first team all-conference, DeHorney was chosen SWC Player of the Week three times and all-tournament once. Her career was remembered years later as she was the only women's basketball player voted to the five-player first-team of the SWC All-Decade Team.



One of Delmonica's three blocks that were key to Arkansas' snapping the Texas 183-game win streak in SWC games in 1990. For more on this historic game, turn to page 137.

DELMONICA DEHORNEY'S CAREER STATS

YEAR	GP-GS	FG-FGA	PCT.	3P-3PA	PCT.	FT-FTA	PCT.	REB	RPG	PF-DO	A	TO	BK	ST	PTS	PPG
87-88	28-22	146-243	.601	0-0	-	117-170	.688	167	6.0	98-9	6	50	54	30	409	14.6
88-89	26-4	75-145	.517	0-0	-	62-88	.705	94	3.6	78-4	14	28	28	4	212	8.2
89-90	29-28	219-349	.628	0-0	-	143-213	.671	203	7.0	97-7	24	57	83	21	581	20.0
90-91	32-32	227-359	.632	0-0	-	129-177	.729	177	5.5	77-2	13	72	70	31	583	18.2
TOTAL	115-86	667-1096	.609	0-0	-	451-648	.696	641	5.6	350-22	57	207	235	86	1785	15.5

For her efforts, DeHorney was voted the SWC Player of the Year in 1990 as well as one of the 10 players selected by the WBCA for the Kodak All-America team.

As a senior, DeHorney proved herself again. Repeating as SWC Player of the Year, she led Arkansas to an undisputed SWC crown with a pair of wins over Texas and a 15-1 conference mark. Arkansas added the 1991 SWC Classic trophy to its collection to become the first team besides UT to win the postseason conference tournament. Ranked as high as 8th in the nation, Arkansas received a first-round bye in the 1991 NCAA Tournament, but was upset in the Sweet 16 by Lamar.

DELMONICA HAWKINS TODAY

Married to Jackson Hawkins and the mother of two, Delmonica lives in Baltimore, Md., and works as a juvenile probation officer.

Immediately after her playing career at Arkansas, she spent a season in Japan in professional basketball, then a brief time in France.

She returned to Fayetteville for the retirement of her jersey, only the second in school history, before settling with her family in Baltimore.





While others may have better statistics, arguably no other Razorback has had the impact upon the Arkansas women's basketball program as Amber Nicholas Shirey. An All-SWC and Academic All-America player in the late 1980s and early 1990s, she is the first former women's player to become a full-time coaching staff member at Arkansas. As a result, she played a critical hand in recruiting and coaching the athletes who replaced her in the record books.

It seems fitting that the player to hold the Arkansas record for assists would have the best winning percentage in her career (over 75%) of any Razorback. In the process, her teams won 86 games, two SWC titles and made three NCAA appearances. Thanks in part to her 538 assists, her post players led the SWC in scoring twice.

She ended her career second in steals and one of only two players to rank in the top 10 in points, rebounds, steals and assists. Nicholas can rightly lay claim to a stake in the 86 games won during her four years as she played in all 117 games and started a school-record 87 consecutive games. The 1991 SWC Tournament MVP, Nicholas also was a two-time CoSIDA Academic All-American and NCAA Post-Graduate Scholarship recipient.

Her legacy to the program continued as an assistant coach, working with guards like



RECORDS HELD BY AMBER NICHOLAS


Of all the records that Amber Nicholas set during her career, which included virtually every assist and free throw mark, the two that speak to the essence of her game remain to this day. She is the only starting point guard to take her team to three consecutive NCAA tournaments and the only Arkansas player named MVP of the SWC Classic.

CAREER

Three-point percentage, career: 41.6%
Three-point percentage, season: 47.7%
Free throw percentage, career: 84.7%
Consecutive games started: 87

CLASS RECORDS

It's somehow fitting that the consummate point guard of her era hold no class records. However, her post players, Delmonica DeHorney (junior season) and Shelly Wallace (senior season) hold the school class records for most points in a game, season and season scoring average.



Amber was the first basketball player named CoSIDA Academic All-American, earning the honor twice.

"MISS LADY'BACK"

During the program's 25th anniversary celebration, that's the headline on the newspaper article about Amber Nicholas Shirey. The label fits as no person has been involved in more games than any other individual in Arkansas history, 117 as a player, 27 as a graduate assistant coach and 436 as an assistant coach. That's a total of 580 games over a span of 19 years.



A SCHOLAR AND AN ATHLETE

Recipient of several academic awards, Amber was the first Razorback to earn an NCAA Post-Graduate Scholarship. She also was the NCAA Woman of the Year from the state of Arkansas in 1992.



AMBER NICHOLAS' CAREER STATS

YEAR	GP-GS	FG-FGA	PCT.	3P-3PA	PCT.	FT-FTA	PCT.	REB	RPG	PF-DQ	A	TO	BK	ST	PTS	PPG
88-89	30-3	79-178	.444	18-46	.391	26-31	.839	61	2.0	63-0	99	61	1	29	202	6.7
89-90	30-30	128-292	.438	31-71	.437	46-53	.868	131	4.4	69-4	169	116	3	67	333	11.1
90-91	32-32	152-308	.494	41-86	.477	53-66	.803	118	3.7	56-1	180	96	1	58	398	12.4
91-92	25-25	98-255	.384	31-88	.352	49-56	.875	118	4.7	60-2	89	100	1	66	276	11.0
TOTAL	117-90	457-1033	.442	121-291	.416	174-206	.845	428	3.7	248-7	537	373	5	220	1209	10.3

former SEC three-point accuracy champion Kimberly Wilson, former four-time AP All-American Christy Smith and three-point record holder Wendi Willits. She had the privilege to coach the woman who finished off her assist record, Amy Wright.

AMBER SHIREY TODAY

Honored by the university with selection to the University of Arkansas Sports Hall of Honor in 2002 as the third Razorback women's basketball player inducted, Shirey was also honored by the athletic department's as the Legend player at the 2003 Southeastern Conference Women's Basketball Tournament hosted in North Little Rock at ALLTEL Arena.

She married Fayetteville High softball coach Jason Shirey in 1999, and the Shireys have a son and daughter.

TRACY WEBB RICE

University of Arkansas
Hall of Honor Member



The fourth Razorback women's basketball player inducted into the Arkansas Sports Hall of Honor, Tracy Webb Rice was the fiery leader of the basketball team during its climb to power in the Southwest Conference era.

Webb's scrappy play resulted in four consecutive 20-win seasons, the Razorbacks' first women's basketball NCAA tournament appearance and first major title with the 1987 National Women's Invitational Tournament.

The leader of a recruiting class that put Arkansas on the map, the Batesville, Ark., native stole more than the basketball during her four-year career.

Aside from 293 basketballs, Webb stole the show and the hearts of Arkansas fans as one of the most popular on-the-court personalities of the mid-1980s. The first true point guard star, Webb finished her career holding almost all the Razorback assist and steal records. She was the first Razorback player to earn "first team" All-Southwest Conference honors, a distinction that began her senior season.

She was also one of the first three Razorbacks named conference player of the week. Her junior-season team was the first in school history to earn an NCAA berth, losing by a point at Missouri in the opening round, 66-



RECORDS HELD BY TRACY WEBB

One of the first true point guards in Arkansas history, Tracy Webb set the standard by which future "1" players were measured. When she finished her career in 1987, she held almost every guard oriented career mark, including assists, steals and free throw percentage. She still holds these Arkansas marks.

CAREER

Steals, career: 293
Steals, season: 95
Personal fouls: 323

CLASS RECORDS

Senior season steals: 95
Senior game assists: 11

She also holds the record for career assists and career steals in SWC games, plus the career and season records for best free throw percentage in SWC games.

Tracy was the first "first-team" all-conference player at Arkansas . . .



. . . the same year she became the first MVP of a national tournament.

MAKING HER POINT

Back in the 1980s, the NCAA tournament was limited to only 32 bids, and as a result many great basketball players never reached the Big Dance. Such was the case for the 1986-87 Razorbacks and their leader, Tracy Webb. Snubbed by the NCAA committee, Webb and company headed west to Amarillo, Texas, and the National Women's Invitational Tournament on a mission. Not only did Arkansas want to win, the team crushed the opposition by a record-setting margin that stood until the end of the NWIT's existence. That same year, Webb had a profound impact on Arkansas' future as she impressed upon a young recruit, Amber Nicholas, her duty to stay home and take over for her at point guard.



TRACY WEBB'S CAREER STATS

YEAR	GP-GS	FG-FGA	PCT.	3P-3PA	PCT.	FT-FTA	PCT.	REB	RPG	PF-DO	A	TO	BK	ST	PTS	PPG
83-84	27-5	69-158	.437	n/a	-	75-109	.688	59	2.2	86-4	61	96	4	51	213	7.9
84-85	28-27	127-264	.481	n/a	-	102-142	.718	96	3.4	79-6	104	126	1	68	356	12.7
85-86	30-29	148-353	.419	n/a	-	91-130	.700	117	3.9	87-5	86	98	1	70	327	12.6
86-87	32-30	165-358	.461	1-7	.143	116-145	.800	116	3.6	73-5	173	135	0	95	447	14.0
TOTAL	117-91	509-1133	.449	1-7	.143	384-526	.730	388	3.3	325-20	424	455	6	284	1343	11.5

65. Her senior season was exciting as the Razorbacks missed beating No. 1-ranked UT by a bucket in Fayetteville (59-56) and at the SWC Tournament (72-70), then was overlooked for a return trip to the NCAA. Fueled to prove they belonged in the NCAA, Webb's team crushed the WNIT field by a 16-point average as she was named the tournament MVP.

TRACY RICE TODAY

After finishing her playing career at Arkansas, Tracy was a graduate assistant coach for the Razorbacks in 1987-88.

She worked for several years as a flight attendant for a major carrier. Married to Paul Rice and the mother of three, Webb lives in Hot Springs, Ark.

Tracy was the University of Arkansas' honored former player at the 2005 Southeastern Conference Women's Basketball Tournament in Greenville, S.C.



The fifth Razorback women's basketball player inducted into the Arkansas Sports Hall of Honor, Christy Smith Flowers lives forever in the memories of women's basketball fans for her heroic leadership of the 1998 NCAA Final Four team.

She became the first Razorback to lead the nation in a NCAA statistical category by shooting 89.9% at the free throw line as a freshman. Yet, one of her 15 missed free throws that season cost Arkansas a chance to advance to overtime versus Ole Miss. That loss put Arkansas at 1-3 for SEC games, but Smith would not be denied and led Arkansas on a 6-1 finish to give the Razorbacks their best SEC finish in school history, 7-4, tied for fourth overall.

As a sophomore, Smith had the best single free throw shooting game in Division I for the 1995-96 season, a 15-of-15 effort to defeat Ohio State in the preseason WNIT. Arkansas roared to a program-best start of 13-1, but the team faltered when Smith tore her ACL at Kentucky midway through conference play. Without Smith, the team accepted a NWIT berth.

Upon her return, Arkansas opened 12-1 including Smith leading the Razorbacks' first-ever win over Tennessee, but a tough close made Arkansas the bubble team left out of the NCAA Tournament.

In her final season, Smith rallied Arkansas again into a NCAA bid, but with a ninth seed and the unenviable assignment



RECORDS HELD BY SMITH

The highest scoring point guard in Arkansas history, Smith was one of the most accurate free throw shooters in the nation during her career. In fact, she led Division I in 1994-95 for the season and had the single best game in all of Division I in 1995-96.

CAREER

Three-point pct., half: 100% (5-of-5)
Free throw percentage, season: 89.9%
Free throw pct., game: 100% (16-of-16)
Free throw pct., half: 100% (12-of-12)

CLASS RECORDS

Freshman steals, season: 89
In addition to these records, Smith holds another 14 records for SEC games only including career free throws, career free throw percentage and career consecutive SEC starts -- 43. In fact, she is the only Razorback to start every SEC game of her career that she was able to play.



Along with her All-SEC honors, Christy was a member of the inaugural AP Women's All-America Team in 1995. She was a four-time honorable mention AP All-American, a feat made more notable by her season ending knee injury in 1996.

CHRISTY SMITH'S CAREER STATS

YEAR	GP-GS	FG-FGA	PCT.	3P-3PA	PCT.	FT-FTA	PCT.	REB	RPG	PF-DQ	A	TO	BK	ST	PTS	PPG
94-95	30/30	117/307	.381	40/113	.354	134/149	.899	76	2.5	60/1	133	134	2	89	408	13.6
95-96	22/22	111/276	.402	31/102	.304	110/138	.797	73	3.3	47/0	97	88	1	44	363	16.5
96-97	28/27	100/273	.366	45/134	.336	98/121	.810	68	2.4	57/0	131	82	1	52	343	12.3
97-98	31/31	93/255	.365	40/116	.345	119/143	.832	77	2.5	67/0	146	89	2	54	345	11.1
TOTAL	111/110	421/1111	.379	156/465	.336	461/551	.837	294	2.7	231/1	507	393	6	239	1459	13.1

to the Stanford-hosted subregional it appeared Smith would end her career short of her dream. But two flawless games from the West Lafayette, Ind., guard -- zero turnovers -- put Arkansas into the West Regional at Oakland. Defeating Kansas in the Sweet 16, and struggling from behind against eight-ranked Duke, Smith fulfilled her destiny appropriately at the free throw line. In the waning seconds, Duke fouled Smith twice and she calmly sank all four to send Arkansas to the Final Four in Kansas City. It remains to this day the only time an unranked team reached the Final Four.

Smith closed her career second all-time in assists and fifth in scoring. Only 31 assists shy of her coach Amber Nicholas' record, she certainly would have closed No. 1 in assists without her knee injury. She remains the highest scoring point guard in school history.

THE IRON WOMAN

A point guard's point guard, Christy Smith exemplified the toughness and leadership expected on the court from her first days at Arkansas. Her impact at Arkansas was immediate, and she was recognized for that as the SEC Freshman of the Year in 1995. But Smith accomplished something that no player in SEC history before or since has approached -- playing every minute of every SEC game -- an astounding 445 consecutive minutes played. In addition, she played every minute of her first SEC Women's Basketball Tournament to give her a total 485 for the season and an incredible 40.5 minutes played per SEC game. She carried the streak into the following season before subbing out to end the run at 575 minutes. It proved to not be a fluke as she also holds the UA record for minutes played in a SEC season with 535, breaking her own record thanks to the increase to 14 regular-season games for league play.



Perhaps the most famous picture in Arkansas history: Christy Smith falls to her knees at center court of the Oakland Coliseum after dribbling out the final seconds of Arkansas' win over Duke to advance to the Final Four.

CHRISTY FLOWERS TODAY

Following her trip to the Final Four, Smith was a second round draft pick of the Charlotte Sting, and as the starting point guard for the franchise led the Sting to the WNBA Playoffs. Injuries limited her playing time the following season and eventually ended her professional career.

Smith was the fifth Razorback women's basketball player selected by the A-Club membership for inclusion in the Arkansas Hall of Honor. She was inducted in 2005.

She and former Razorback defensive back Jeromy Flowers have three children.

ALL-TIME BOX SCORE

ARKANSAS INDIVIDUAL HIGHS

PG	CATEGORY	FG	FGA	3P	3PA	FT	FTA	OR	DR	TOT	PF	PTS	A	TO	BLK	S	MIN
98	OVERALL RECORD	16	25	9	13	16	20	12	16	22	--	44	18	21	9	12	45
98	IN A HALF	10	16	6	9	12	13	--	--	14	--	28	--	--	--	--	--
99	SEC GAME	13	24	9	13	12	17	7	13	20	--	33	12	15	5	6	45
99	SEC IN A HALF	10	16	5	9	10	15	--	--	11	--	27	--	--	--	--	--
102	SEC TOURN. GAMES	16	23	4	13	10	10	--	--	12	--	40	12	7	4	6	40
108	WALTON ARENA	13	24	8	17	19	24	8	14	20	--	40	14	11	7	8	--
106	NCAA TOURN.	14	--	6	--	11	--	--	--	14	--	39	13	--	8	5	--
104	CLASS RECORDS																
	FRESHMAN	--	--	--	--	--	--	--	--	18	--	37	12	--	7	7	--
	SOPHOMORE	--	--	--	--	--	--	--	--	19	--	40	14	--	5	12	--
	JUNIOR	--	--	--	--	--	--	--	--	22	--	39	18	--	9	8	--
	SENIOR	--	--	--	--	--	--	--	--	20	--	44	11	--	6	10	--

FG PERCENTAGES

OVERALL	Half (7/7) 100.0	Game (10/10) 100.0
SEC	Half (10/12) 83.3	Game (10/13) 76.9
SEC TOURN.	--	Game (16/23) 69.6
NCAA	--	Game (-/-) 61.0

3PT PERCENTAGES

OVERALL	Half (5/5) 100.0	Game (6/6) 100.0
SEC	Half (5/5) 100.0	Game (9/13) 69.2
SEC TOURN.	--	Game (4/6) 66.7
NCAA	--	Game (6/8) 75.0

FT PERCENTAGES

OVERALL	Half (12/12) 100.0	Game (15/15) 100.0
SEC	Half (10/10) 100.0	Game (10/10) 100.0
SEC TOURN.	--	Game (10/10) 100.0
HOME	--	Game (10/10) 100.0
NCAA	--	Game (-/-) 84.6

TEAM BOX SCORE

PG	CATEGORY	FG	FGA	3P	3PA	FT	FTA	OR	DR	TOT	PF	PTS	A	TO	BLK	S
100	OVERALL RECORD	51	97	15	29	38	54	37	--	74	34	115	34	45	12	26
100	IN A HALF	30	57	8	16	26	33	--	--	36	--	65/67	--	--	--	--
100	LOW OVERALL	8	41	0	0	2	2	--	--	--	--	28	--	4	--	--
100	LOW IN A HALF	3	21	0	0	0	2	--	--	--	--	11	--	--	--	--
101	SEC GAME	35	79	13	32	38	54	--	--	--	--	102	--	--	--	--
101	SEC IN A HALF	20	45	8	17	22	33	--	--	--	--	56	--	--	--	--
101	LOW SEC	12	41	0	5	2	4	--	--	--	--	36	--	--	--	--
101	LOW SEC IN A HALF	4	18	0	1	0	0	--	--	--	--	14	--	--	--	--
102	SEC TOURN. GAMES	39	77	8	21	29	33	17	27	45	27	94	21	22	5	13
102	LOW SEC TOURN.	16	52	1	8	8	11	7	12	27	11	44	7	4	0	3
108	WALTON ARENA (UA)	42	102*	15	32	33	43	28	34	67	29	110	29	27	10	25
106	NCAA TOURN.	43	76	10	20	19	27	--	--	41	--	105	29	28	9	14
98	LOW NCAA TOURN.	--	--	--	--	--	--	--	--	27	--	--	--	7	--	--

FG PERCENTAGES

OVERALL	Half (18/20) 90.0	Game (32/48) 67.7
LOW	Half (3/26) 11.5	Game (8/41) 19.5
SEC	Half (18/26) 83.3	Game (10/13) 69.2
LOW	Half (5/37) 13.5	Game (12/48) 25.0
SEC TOURN.	--	Game 50.7
LOW	--	Game 26.7
UA WALTON	--	Game 61.8
LOW	--	Game 28.8
NCAA	--	Game 61.1
LOW	--	Game 30.5

3PT PERCENTAGES

OVERALL	Half (7/8) 87.5	Game (5/5) 100.0
LOW	Half (0/X) 0.0	Game (0/10) 0.0
SEC	Half (5/5) 100.0	Game (7/8) 87.5
LOW	Half (0/10) 0.0	Game (0/12) 0.0
SEC TOURN.	--	Game 47.1
LOW	--	Game 7.1
UA WALTON	--	Game 87.5
LOW	--	Game 0.0
NCAA	--	Game 66.7
LOW	--	Game 16.7

FT PERCENTAGES

OVERALL	Half (19/19) 100.0	Game (21/22) 95.0
LOW	Half (1/6) 17.0	Game (2/8) 25.0
SEC	Half (14/15) 93.3	Game (15/16) 93.8
SEC TOURN.	--	Game 88.9
LOW	--	Game 55.6
UA WALTON	--	Game 93.8
LOW	--	Game 38.5
NCAA	--	Game 84.6
LOW	--	Game 27.3

RAZORBACK HISTORY



VANDERBILT

10

KENTUCKY
1

MISSISSIPPI
STATE

F

KENTUCKY
1

01

WOMEN'S BASKETBALL

NON-CONFERENCE

2009-10 OPPONENTS

ALCORN STATE

Nov. 15 || Hot Springs, Ark. || 2 p.m.

QUICK FACTS

Location: Alcorn State, Miss.
Enrollment: 3,583
Founded: 1871
Conference: Southwestern Atlantic
Nickname: Lady Braves
Colors: Purple and Gold
Arena (Cap.): Davey L. Whitney Complex (7,000)

UNIVERSITY INFORMATION

President: Dr. George E. Ross
AD: Dr. Darren J. Hamilton
SWA: N/A

COACHING STAFF

Head Coach: Tonya Edwards
Alma Mater: Tennessee, 1990
Record at School: 5-26 (1)
Career Record: 5-26 (1)
Assistant Coaches
Cleo Foster (UMass, 2004)

TEAM INFORMATION

2008-09 Record: 5-26
Conference Record/Finish: 4-14/10
Postseason: N/A
Final Rank: NR
Starters Ret./Lost: N/A
Letterwinners Ret./Lost: 9/4
Newcomers: 4

MEDIA RELATIONS

WBB Contact: LaToya Sheilds
Phone: 601-877-6466
Cell: N/A
Email: lotoya.alcornsid@yahoo.com
Press Row: N/A
Website: alcornsports.com.com

SERIES INFORMATION

Record: Arkansas leads 2-0
In Fayetteville: 1-0
In Alcorn State: 0-0
Neutral: 1-0
Current Streak: Arkansas W2



Head Coach
Tonya Edwards



Amanda Davidson
5-8 || SF || JR
Toronto, Canada



SOUTHERN METHODIST

Nov. 18 || Dallas, Texas || 7 p.m.

QUICK FACTS

Location: Dallas, Texas
Enrollment: 10,981
Founded: 1911
Conference: Conference USA
Nickname: Mustangs
Colors: Red and Blue
Arena (Capacity): Moody Coliseum (8,998)

UNIVERSITY INFORMATION

President: Dr. R. Gerald Turner
AD: Steve Orsini
SWA: Mary McElroy

COACHING STAFF

Head Coach: Rhonda Rompola
Alma Mater: SMU, 1983
Record at School: 352-221 (19)
Career Record: 352-221 (19)
Assistant Coaches
Assoc. HC: Lisa Dark (SMU, 1991)
Deneen Parker (SFA, 1993)
Danny Hughes (TCU, 1990)

TEAM INFORMATION

2008-09 Record: 20-12
Conference Record/Finish: 12-4
Postseason: WNIT
Final Rank: NR
Starters Ret./Lost: 5/0
Letterwinners Ret./Lost: 8/5
Newcomers: 6

MEDIA RELATIONS

WBB Contact: Rob Beurlein
Phone: 214-768-3735
Cell: 832-279-0327
Email: beurlein@smu.edu
Press Row: 214-768-7742
Website: smumustangs.com

SERIES INFORMATION

Record: 22-4
In Fayetteville: 10-2
In Dallas: 11-2
Neutral: 1-0
Current Streak: 4



Head Coach
Rhonda Rompola



Brittany Gilliam
5-11 || G || SR
Tyler, Texas



EAST TENNESSEE STATE

Nov. 22 || Fayetteville, Ark. || 3 p.m.

QUICK FACTS

Location: Johnson City, Tenn.
Enrollment: 13,389
Founded: 1911
Conference: Atlantic Sun
Nickname: Lady Bucs (Buccaneers)
Colors: Navy Blue and Old Gold
Arena (Capacity): Memorial (5,740)

UNIVERSITY INFORMATION

President: Dr. Paul E. Stanton, Jr.
AD: Dave Mullins
SWA: Barbie Breedlove

COACHING STAFF

Head Coach: Karen Kemp
Alma Mater: Berry College, 1985
Record at School: 214-215 (15)
Career Record: 214-215 (15)
Assistant Coaches
Assoc. HC: DeShawne Blocker (ETSU, 1996)
Josh Wick (UNC, 2001)
Kelvin Long (Tennessee, 2004)

TEAM INFORMATION

2008-09 Record: 20-11
Conference Record/Finish: 16-4/2nd
Postseason: NCAA First Round
Final Rank: NR
Starters Ret./Lost: 5/0
Letterwinners Ret./Lost: 8/4
Newcomers: 7

MEDIA RELATIONS

WBB Contact: Kevin Brown
Phone: 423-439-5263
Cell: 423-747-3877
Email: brown@etsu.edu
Press Row: 423-439-5329
Website: etsubucs.com

SERIES INFORMATION

Record: First Meeting
In Fayetteville: 0-0
In Johnson City: 0-0
Neutral: 0-0
Current Streak: N/A



Head Coach
Karen Kemp



Siarre Evans
5-11 || G/F || SR
Griffin, Ga.



NON-CONFERENCE

CARIBBEAN CHALLENGE

Nov. 26-27 || Cancun, Mexico || All Day

THE SCHEDULE

Thursday, Nov. 26		Friday, Nov. 27	
Arkansas vs. Iona	1 p.m.	Cleveland St. vs. Iona	1:30 p.m.
Marquette vs. Clev. St.	3:30 p.m.	Arkansas vs. WKU	4 p.m.
WKU vs. Duke	6 p.m.	Duke vs. Marquette	6:30 p.m.

IONA

Nov. 26 || Cancun || 1 p.m.

WESTERN KENTUCKY

Nov. 26 || Cancun || 1 p.m.

QUICK FACTS

Location: New Rochelle, N.Y.
Enrollment: 3,246
Founded: 1940
Conference: Metro Atlantic (MAAC)
Nickname: Gaels
Colors: Maroon and Gold
Arena (Capacity): Hynes Athletics Center (2,611)

UNIVERSITY INFORMATION

President: (Br.) James A. Liguori, CFC
AD: Patrick Lyons
SWA: Jamie Fogarty

COACHING STAFF

Head Coach: Anthony Bozzella
Alma Mater: Seton Hall, 1988
Record at School: 90-122 (7)
Career Record: 244-253 (17)
Assistant Coaches
Assoc. Head: Christi Abbate (Binghamton, '97)
Ashlee Kelly (Quinnipiac, 2004)
Toni Horvath (Iona, 2007)

TEAM INFORMATION

2008-09 Record: 18-13
Conference Record/Finish: 10-8/4th
Postseason: N/A
Final Rank: NR
Starters Ret./Lost: 5/0
Letterwinners Ret./Lost: 12/1
Newcomers: 3

MEDIA RELATIONS

WBB Contact: Jessica Rosenberg
Phone: 914-633-2310
Cell: N/A
Email: jrosenberg@iona.edu
Press Row: N/A
Website: icgaels.com

SERIES INFORMATION

Record: First Meeting
In Fayetteville: 0-0
In New Rochelle: 0-0
Neutral: 0-0
Current Streak: N/A



Head Coach
Anthony Bozzella



Thazina Cook
5-9 || G || SR
Newark, N.J.



Head Coach
Mary
Taylor Cowles



Dominique Duck
5-11 || F || SR
Pittsburgh, Pa.

QUICK FACTS

Location: Bowling Green, Ky.
Enrollment: 19,761
Founded: 1906
Conference: Sun Belt
Nickname: Lady Toppers
Colors: Red and White
Arena (Capacity): E.A. Diddle Arena (7,326)

UNIVERSITY INFORMATION

President: Dr. Gary Ransdell
AD: Dr. Camden Wood Selig
SWA: Pan Herriford

COACHING STAFF

Head Coach: Mary Taylor Cowles
Alma Mater: WKU, 1992
Record at School: 154-70 (7)
Career Record: 154-70 (7)
Assistant Coaches
Assoc. Head: David Graves (WKU, 1992)
Latasha Dorsey (LSU, 1999)
Latrice Mclin (FSU, 1989)

TEAM INFORMATION

2008-09 Record: 16-13
Conference Record/Finish: 10-8/T2nd East
Postseason: N/A
Final Rank: NR
Starters Ret./Lost: 11/0
Letterwinners Ret./Lost: 5/0
Newcomers: 3

MEDIA RELATIONS

WBB Contact: Chris Clowacki
Phone: 270-745-5388
Cell: 270-791-8499
Email: chris.glowacki@wku.edu
Press Row: 270-745-6941
Website: wkusports.com

SERIES INFORMATION

Record: Arkansas leads 3-2
In Fayetteville: 3-0
In Bowling Green: 0-1
Neutral: 1-0
Current Streak: Arkansas L1



KANSAS STATE

Dec. 2 || Fayetteville, Ark. || 7 p.m.

QUICK FACTS

Location: Manhattan, Kan.
Enrollment: 23,137
Founded: 1863
Conference: Big 12
Nickname: Wildcats
Colors: Purple and White
Arena (Capacity): Bramlage Coliseum (12,528)

UNIVERSITY INFORMATION

President: Dr. Kirk Schulz
AD: John Currie
SWA: Laura Tietjen

COACHING STAFF

Head Coach: Deb Patterson
Alma Mater: Rockford College, 1979
Record at School: 240-138 (912)
Career Record: 240-138 (12)
Assistant Coaches
Assoc. Head Kamie Ethridge (Texas, 1987)
Kelly Moylan (KSU, 1994)
Andria Jones (KSU, 1997)

TEAM INFORMATION

2008-09 Record: 25-8
Conference Record/Finish: 10-6/5th
Postseason: NCAA Second Round
Final Rank: 21st (AP)/20th (Coaches)
Starters Ret./Lost: 2/3
Letterwinners Ret./Lost: 7/5
Newcomers: 3

MEDIA RELATIONS

WBB Contact: Randy Peterson
Phone: 7850532-6735
Cell: 785-587-7769
Email: rspete12@kstatesports.com
Press Row: 785-539-3423
Website: kstateathletics.com

SERIES INFORMATION

Record: Arkansas trails 3-1
In Fayetteville: 1-0
In Manhattan: 0-3
Neutral: 0-0
Current Streak: Arkansas L3



Head Coach
Deb Patterson



Ashley Sweat
6-2 || F || JR
McPherson, Kan.



2009-10 OPPONENTS

NON-CONFERENCE

OKLAHOMA

Dec. 5 || Norman, Okla. || Noon

QUICK FACTS

Location: Norman, Okla.
Enrollment: 28,582
Founded: 1890
Conference: Big 12
Nickname: Sooners
Colors: Crimson and Cream
Arena (Capacity): Lloyd Nobel Center (12,000)

UNIVERSITY INFORMATION

President: David L. Boren
AD: Joe Castiglione
SWA: Gloria Nevarez

COACHING STAFF

Head Coach: Sherri Coale
Alma Mater: Oklahoma Christian, 1987
Record at School: 286-132/13
Career Record: 286-132/13
Assistant Coaches
Jan Ross (Oklahoma Christian, 1986)
Stacy Hansmeyer (Connecticut, 2001)
Chad Thrailkill (S.ern Nazarene, 1993)

TEAM INFORMATION

2008-09 Record: 32-5
Conference Record/Finish: 15-1/First
Postseason: NCAA Final Four
Final Rank: 4/4
Starters Ret./Lost: 8/5
Letterwinners Ret./Lost: 3/2
Newcomers: 2

MEDIA RELATIONS

WBB Contact: Jared Thompson
Phone: 405-325-8231
Cell: N/A
Email: jaredthompson@ou.edu
Press Row: 405-325-1024
Website: soonersports.com

SERIES INFORMATION

Record: 6-8
In Fayetteville: 4-3
In Norman: 2-5
Neutral: 0-0
Current Streak: Arkansas W2



Head Coach
Sherri Coale



Danielle Robinson
5-9 || G || JR
San Jose, Calif.



COPPIN STATE

Dec. 8 || Fayetteville, Ark. || 7 p.m.

QUICK FACTS

Location: Baltimore, M.D.
Enrollment: 3,875
Founded: 1900
Conference: Mid-Eastern Athletic
Nickname: Eagles
Colors: Royal Blue and Gold
Arena (Capacity): Coppin Center (1,720)

UNIVERSITY INFORMATION

President: Dr. Reginald S. Avery
AD: Angela Taylor
Asst. AD: Dwayne Henry

COACHING STAFF

Head Coach: Derek Brown
Alma Mater: Montclair State
Record at School: 170-121 (10)
Career Record: 170-121 (10)
Assistant Coaches
Assoc. Head: Billie Wilson (Frostburg State)
Kyle Locke (Coppin State)
Sidney Raikes (Coppin State)

TEAM INFORMATION

2008-09 Record: 14-15
Conference Record/Finish: 12-4/2nd
Postseason: WNIT First Round
Final Rank: NR
Starters Ret./Lost: 2/3
Letterwinners Ret./Lost: 7/6
Newcomers: 8

MEDIA RELATIONS

WBB Contact: Roger McAfee
Phone: 410-951-3729
Cell: 443-841-4693
Email: rmcafee@coppin.edu
Press Row: 410-951-4269
Website: coppinstatesports.com

SERIES INFORMATION

Record: Arkansas leads 1-0
In Fayetteville: 0-0
In Baltimore: 0-0
Neutral: 1-0
Current Streak: Arkansas W1



Head Coach
Derek Brown



Sesalie Johnson
5-6 || G || SR
Houston, Texas



NORTHWESTERN

Dec. 17 || Evanston, Ill. || Noon

QUICK FACTS

Location: Evanston, Ill.
Enrollment: 8,000
Founded: 1851
Conference: Big Ten
Nickname: Wildcats
Colors: Purple and White
Arena (Capacity): Welsh-Ryan Arena (8,117)

UNIVERSITY INFORMATION

President: Morton O. Schapiro
AD: Dr. Jim Phillips
SWA: N/A

COACHING STAFF

Head Coach: Joe McKeown
Alma Mater: Kent State, 1979
Record at School: 7-23 (1)
Career Record: 516-197 (23)
Assistant Coaches
Ali Jaques (New York Univ., 1998)
Daniel Prince (UC-Santa Barbara, 1995)
Tennille Adams (Arkansas, 1999)

TEAM INFORMATION

2008-09 Record: 7-23
Conference Record/Finish: 3-15/10th
Postseason: N/A
Final Rank: NR
Starters Ret./Lost: 4/1
Letterwinners Ret./Lost: 8/6
Newcomers: 5

MEDIA RELATIONS

WBB Contact: Julie Dunn
Phone: 847-467-3746
Cell: N/A
Email: julie-dunn@northwestern.edu
Press Row: 847-491-8852/8853
Website: nusports.com

SERIES INFORMATION

Record: Arkansas leads 2-0
In Fayetteville: 2-0
In Evanston: 0-0
Neutral: 0-0
Current Streak: Arkansas W2



Head Coach
Joe McKeown



Amy Jaeschke
6-5 || C || JR
Wilmette, Ill.



NON-CONFERENCE

DUEL IN THE DESERT Dec. 19-21 || Las Vegas, Nev. || All Day

THE SCHEDULE

Sat. Dec. 19	Sun. Dec. 20	Mon. Dec. 21
G1-FSU vs. UTSA, 2 p.m.	Loser G1 vs. Loser G2, 2 p.m.	7th Place Game, 2 p.m.
G2-DePaul vs. Arkansas, 4:30 p.m.	Loser G3 vs. Loser G4, 4:30 p.m.	5th Place Game, 4:30 p.m.
G3-UNLV vs. VCU, 7 p.m.	Winner G1 vs. Winner G2, 7 p.m.	3rd Place Game, 7 p.m.
G4-KSU vs. Hawai'i, 9:30 p.m.	Winner G3 vs. Winner G4, 9:30 p.m.	Championship, 9:30 p.m.

DePAUL

Dec. 19 || Las Vegas, Nev. || 4:30 p.m.

QUICK FACTS

Location: Chicago, Ill.
Enrollment: 23,401
Founded: 1898
Conference: Big East
Nickname: Blue Demons
Colors: Royal Blue and Scarlet
Arena (Capacity): McGrath Arena (3,000)

UNIVERSITY INFORMATION

President: Rev. Dennis H. Holtschneider, C.M.
AD: Jean Lenti Ponsetto
SWA: Kathryn Starz

COACHING STAFF

Head Coach: Doug Bruno
Alma Mater: DePaul, 1973
Record at School: 437-252 923
Career Record: 277-282 925
Assistant Coaches
Nicci Hays-Fort
Candis Blankson
Bart Brooks

TEAM INFORMATION

2008-09 Record: 23-10
Conference Record/Finish: 10-6/t4th
Postseason: NCAA First Round
Final Rank: NR
Starters Ret./Lost: 4/1
Letterwinners Ret./Lost: 11/3
Newcomers: 4

MEDIA RELATIONS

WBB Contact: Alicia Powers
Phone: 773-325-4740
Cell: 815-325-2659
Email: apowers1@depaul.edu
Press Row: 773-325-4901
Website: depaulbluedemons.com

SERIES INFORMATION

Record: Series tied at 1-1
In Fayetteville: 0-1
In Chicago: 1-0
Neutral: 0-0
Current Streak: Arkansas W1



Head Coach
Doug Bruno



Deirdre Naughton
5-10 || G || SR
Winnetka, Ill.

FLORIDA STATE

Location: Tallahassee, Fla.
Conference: Atlantic Coast
Nickname: Seminoles
Head Coach: Sue Semrau (CS-San Diego, 1985)
Rec. at School/Career: 205-160(12)/Same
2008-09 Record/Conf. Record: 26-8
Postseason: NCAA Second Round
Starters||Letterwinners Ret./Lost: 3/2 || 7/3
Newcomers: 1
WBB Contact: Dave Schmidt
P/E: 850-644-4836/dschmidt@fsu.edu
Website: seminole.com
Record: First Meeting

HAWAI'I

Location: Honolulu, Hawai'i
Conference: Western Athletic
Nickname: Rainbow Wahine
Head Coach: Dana Takahara-Dias
Rec. at School/Career: First year/Same
2008-09 Record/Conf. Record: 8-23/4-12 (7th)
Postseason: N/A
Starters||Letterwinners Ret./Lost: 3/2 || 11/3
Newcomers: 1
WBB Contact: Ryan Reggiani
P/E: 808-457-7687/reggiani@hawaii.edu
Website: hawaiiathletics.com
Record: Arkansas leads 3-2

UT-SAN ANTONIO

Location: San Antonio, Texas
Conference: Southland
Nickname: Roadrunners
Head Coach: Rae Rippetoe-Blair (Okla. State)
School/Career: 160-109 (9)/267-153 (14)
2008-09 Record/Conf. Record: 24-9/14-2
Postseason: NCAA First Round
Starters||Letterwinners Ret./Lost: 1/4 || 14/
Newcomers: 6
WBB Contact: Carlos Valdez
P/E: 210-458-4930/carlos.valdez@utsa.edu
Website: goutsa.com
Record: Arkansas leads 3-0

UNLV

Location: Las Vegas, Nev.
Conference: Mountain West
Nickname: Lady Rebels
Head Coach: Kathy Olivier (UNLV, 1982)
Rec. at School/Career: 14-18 (1)/246-226 (17)
2008-09 Record/Conf. Record: 14-18/5-11/7th
Postseason: N/A
Starters||Letterwinners Ret./Lost: 2/3 || 7/5
Newcomers: 7
WBB Contact: Mark Wasik
P/E: 702-895-3207/mark.wasik@unlv.edu
Website: unlvrebels.com
Record: First Meeting

VA. COMMONWEALTH

Location: Richmond, Va.
Conference: Colonial Athletic
Nickname: Rams
Head Coach: Beth Cunningham (Notre Dame, '97)
Rec. at School/Career: 107-75 (7)/Same
2008-09 Record/Conf. Record: 27-7/15-13 (2nd)
Postseason: NCAA First Round
Starters||Letterwinners Ret./Lost: 3/2 || 10/2
Newcomers: 3
WBB Contact: Mitchell Moore
P/E: 804-828-3440/moorem13@vcu.edu
Website: vcuathletics.com
Record: First Meeting

SAM HOUSTON STATE Dec. 29 || Fayetteville, Ark. || 7 p.m.

QUICK FACTS

Location: Huntsville, Texas
Enrollment: 16,633
Founded: 1879
Conference: Southland
Nickname: Bearkats
Colors: Orange and White
Arena (Capacity): Bernard G. Johnson (6,100)

UNIVERSITY INFORMATION

President: Dr. James F. Gaertner (SHSU, 1965)
AD: Bobby Williams (Rice, 1981)

COACHING STAFF

Head Coach: Brenda Welch-Nichols
Alma Mater: SHSU, 1989
Record at School: 15-72 (3)
Career Record: 147-220 (13)
Assistant Coaches
Jamene Caldwell (S. Alabama, 2002)

TEAM INFORMATION

2008-09 Record: 9-20
Conference Record/Finish: 6-10/t7
Postseason: N/A
Final Rank: NR
Starters Ret./Lost: 4/1
Letterwinners Ret./Lost: 7/3
Newcomers: 4

MEDIA RELATIONS

WBB Contact: Paul Ridings
Phone: 936-294-1764
Cell: N/A
Email: ridings@shsu.edu
Press Row: 936-294-1838
Website: gobearkats.com

SERIES INFORMATION

Record: Arkansas leads 2-0
In Fayetteville: 2-0
In Huntsville: 0-0
Neutral: 0-0
Current Streak: Arkansas W2



Head Coach
Brenda
Welch-Nichols



Whitney Smith
5-10 || F || SR
Fresno, Texas



2009-10 OPPONENTS

NON-CONFERENCE

ARKANSAS VERSUS CONFERENCES

(Based 2009-10 membership)

ATLANTIC 10

Dayton	4-0
Geo Washington	0-2
St. Bonaventure	1-0
St. Louis	3-0
St. Joseph's	0-1
Total	8-3

ATLANTIC COAST (ACC)

Boston Col.	3-0
Clemson	3-0
Duke	1-2
Georgia Tech	2-0
Maryland	1-1
Miami	1-0
N. Carolina	0-1
NC St.	0-1
Total	11-5

ATLANTIC SUN

Lipscomb	2-0
Mercer	2-0
Stetson	1-0
Total	5-0

BIG 12

Baylor	21-5
Colorado	1-2
Iowa State	1-1
Kansas	2-2
Kansas State	1-2
Missouri	5-4
Oklahoma	6-8
Oklahoma St.	10-10
Texas	3-21
Texas A&M	20-2
Texas Tech	16-9
Total	86-7

BIG EAST

Cincinnati	3-0
Connecticut	0-1
DePaul	1-1
Louisville	2-0
Marquette	1-0
Pittsburgh	1-0
Providence	2-0
Rutgers	0-2
Seton Hall	1-0
West Virginia	0-1
Total	11-5

BIG SKY

Idaho State	1-0
Montana	4-0
Montana State	1-1
Portland State	1-1
Total	7-2

BIG TEN

Illinois	0-2
Indiana	2-1
Iowa	2-0
Michigan	1-0
Minnesota	1-0
Northwestern	2-0
Ohio State	1-0
Penn State	1-0
Purdue	0-2
Wisconsin	1-0
Total	11-5

BIG WEST

Long Beach	0-1
Pacific	2-0
Total	2-1

COLONIAL

Delaware	1-0
Georgia State	1-0
UNC-W	1-0
Old Dominion	1-0
Total	4-0

CONFERENCE USA

UAB	0-1
Central Florida	1-0
Houston	14-8
Memphis	11-8
Rice	23-1
SMU	22-4
Tulane	3-0
Tulsa	16-2
Total	90-24

GREAT WEST

North Dakota	1-0
Total	1-0

HORIZON LEAGUE

Butler	2-0
Detroit	1-0
Loyola-Chicago	1-0
Total	4-0

IVY LEAGUE

Brown	1-0
Dartmouth	1-0
Harvard	2-0
Princeton	2-0
Total	6-0

MID CONTINENT

Centenary	3-0
UMKC	6-0
Oral Roberts	13-8
Southern Utah	2-0
Valparaiso	1-0

Western Illinois	1-0
Total	26-8

MID-AMERICAN

Akron	1-0
Kent State	1-1
Western Mich.	1-0
Total	3-1

MID-EASTERN

Coppin State	1-0
Florida A&M	1-0
Hampton	1-0
Howard	1-0
SC State	1-0
Total	5-0

MISSOURI VALLEY

Creighton	1-0
Drake	2-1
Missouri State	18-6
Northern Iowa	0-1
Southern Illinois	0-1
Wichita State	7-1
Total	28-10

MOUNTAIN WEST

Brigham Young	2-0
New Mexico	1-1
TCU	20-3
UNLV	2-1
Utah	0-1
Total	25-6

OHIO VALLEY

Austin Peay	2-0
Murray State	1-0
Tennessee Tech	0-1
Tennessee State	1-0
Tennessee-Martin	1-0
Total	5-1

PACIFIC-10

Arizona	0-1
Arizona State	1-0
California	2-1
Oregon	2-1
Oregon State	1-1
UCLA	1-0
Stanford	1-1
Washington	1-1
Washington State	2-0
Total	11-6

SOUTHERN

Georgia Southern	2-0
Wofford	1-0
Total	3-0

SOUTHLAND

Central Arkansas	1-0
Lamar	1-3
McNeese	3-1
Nicholls State	1-0
NW State	9-3
Sam Houston	3-0
Southeastern La.	1-0
Stephen F. Austin	7-3
Texas-Arlington	4-0
UT-San Antonio	3-0
Total	32-10

SWAC

Alabama State	2-0
Alcorn State	2-0
Grambling	5-0
Jackson State	2-0
Miss Valley State	6-0
Prairie View A&M	1-0
Southern	2-1
Texas Southern	2-0
Total	22-1

SUMMITT LEAGUE

Western Illinois	1-0
Total	1-0

SUN BELT

Ark-Little Rock	1-0
Arkansas State	5-3
Denver	1-0
Florida Int'l	0-1
La-Lafayette	3-0
La-Monroe	9-0
Middle Tennessee	1-0
New Orleans	7-0
North Texas	2-1
S. Alabama	2-0
Western Kentucky	3-2
Total	34-7

WEST COAST

Loyola Marymount	1-2
St. Mary's (CA)	1-0
San Francisco	2-0
Total	4-2

WESTERN ATHLETIC

Boise State	2-0
Hawai'i	3-2
La. Tech	0-3
Total	5-5

In women's college basketball, there is the Southeastern Conference. And then, there's everybody else.

Every year, the SEC has another story that builds on its legendary status. Consider the 2004 season. How many conferences are so strong that seven teams reach the NCAA tournament and two reach the Women's Final Four?

Well, that would be the same league that provided half of the Final Four in 2005. Oh, and it happened again in 2008. In fact, with LSU and Tennessee in Tampa -- that was the eighth time half the Final Four was SEC. Only two other conferences have ever achieved that feat and neither has repeated it.

It's just another of the great numbers that prove the power of the SEC in women's basketball. The SEC is the only league to send eight to the NCAA (2002 the most recent), and did it twice. The 1999 season saw a total of 10 of the 12 teams in the postseason: eight in the NCAA and two in WNIT.

Since the first women's championships during the 1979-80 season, the SEC has been the premier women's league in the nation. No matter how you count it, we are "SECond to None" in the NCAA.

In 27 years of the NCAA Championship, the SEC leads the way with at least one team reaching 25 Women's Final Fours. In fact, SEC members have filled just under one-third (34-of-108) of all Women's Final Four berths.

The SEC leads the nation with the most appearances in the NCAA Championship game (18), winning eight national championships (Tennessee; 1987, 1989, 1991, 1996, 1997, 1998, 2007, 2008). Aside from the 1996 Final Four (UT & Georgia), the league provided both national finalists in 1989 (UT 76, Auburn 60). The SEC was the first league to sweep the title game.

It could have been an all-SEC Final Four with four teams in the regional finals in 1996, and within two points of five teams in the Elite Eight. Overall, the SEC tops the number of teams advancing to the regional finals with 54.



The SEC has more tournament bids with 163, far more than the next two leagues (ACC, 122; Big Ten, 101).

And SEC teams have done more with their bids than any other league, topping the list with 312 tournament wins, almost as many as the next two conferences combined (ACC, 177; Big East, 153). That's a 27-year average of 1.8 wins per bid, again tops in the nation. And, there is only one teams to play in all 27 NCAA tournaments: Tennessee.

While a lot of folks remember the teams at the top like Tennessee, the real story of the SEC is depth. The SEC is tough from top to bottom. All 12 members have played in the NCAA tournament, and with LSU joining the list in 2004, over half -- seven -- have reached the Final Four. The SEC is so tough that the league's fourth, fifth or sixth-place team during the regular season has reached the Women's Final Four five times (1985, UT, 5th; 1987, UT, 4th; 1993, Alabama, 4th; 1997, UT, 5th; 1998, Arkansas, 6th).

The league set the record for NCAA bids with eight teams invited to the big dance in 1999. In fact, the SEC has led the tournament field in 21 of 27 years.

In the 27 years of the NCAA tournament, the SEC's fifth-place team was invited 24 times; its sixth-place team 18 times. Nine times, the tournament selection committee went seven deep. Twice -- in 1986 and 1991 -- it was remarkable because at that time, the conference only had 10 members!

INDIVIDUAL HONORS

- The SEC has had 56 student-athletes named as a First-Team All-America selection. Those 56 have been named a total of 83 times since the 1982-83 season (first year of SEC sponsorship).
- All-Americans were first named in women's basketball in 1975. Since that time, league schools have had 64 players named first-team a total of 95 times.
- The league has had six Honda Sports Awards winners in Katrina McClain, Georgia (1987); Bridgette Gordon, Tennessee (1989); Chamique Holdsclaw, Tennessee (1997 and 1998); and Candace Parker, Tennessee (2007 and 2008).
- Tennessee's Chamique Holdsclaw was named the winner of the Honda-Broderick Cup, as the Collegiate Woman Athlete of the Year, in 1998.
- Seven Naismith Player of the Year winners have come from the SEC. They include Saudia Roundtree, Georgia (1996), Chamique Holdsclaw, Tennessee (1998 and 1999), Tamika Catchings, Tennessee (2000), Seimone Augustus, LSU (2005 and 2006) and Candace Parker, Tennessee (2008).
- SEC teams have provided 130 All-Region performers, including 28 Most Outstanding Players.
- Over the past 28-years, 38 Final Four All-Tournament Team members have come from SEC schools.
- In 1996, the entire all-tournament team was made up of SEC players.
- Nine NCAA Post-Graduate Scholarship winners and 26 Academic All-Americans hail from the SEC.

SEC IN THE PROS

- The Southeastern Conference had more players on 2009 opening day WNBA rosters than any other league.
- All told, 44 former SEC stars made WNBA rosters.
- In this year's WNBA draft, a total of five SEC women's basketball players were taken.
- Since the inaugural WNBA draft in 1997, the SEC has had 104 former players drafted for the professional league.

DOMINANCE IN THE POLLS

- Since the SEC began to sponsor women's basketball in 1982, it has failed only three times to place at least four members in each of the final polls (the USA Today/ESPN poll began in 1986).
- Last season, the SEC had four in the final AP poll and three in the final coaches poll.
- In terms of rankings, the SEC has the richest history of any conference in the nation, boasting more poll appearances than any other.
- Since the 1982 season, SEC teams have been ranked 494 consecutive weeks in the AP Poll.
- League teams have been ranked 2,507 times, including 1,250 Top 10 appearances and 711 Top 5 appearances.
- SEC teams can also boast of 136 No. 1 rankings in the AP Poll.
- The league has had the top three teams in the AP Poll twice. In week three in 2005 and in week eight in 1989.
- A nation-leading eight SEC teams were ranked at one point in the AP and CNN/USA Today Top 25 polls during the 1995-96 season. The league mirrored that feat during the 1996-97 season.

NCAA NUMBERS TELL THE STORY

NCAA Appearances	NCAA Titles	NCAA Tournament Wins	Final Four Appearances
SEC170	SEC8	SEC318	SEC34
ACC128	Big East7	ACC185	ACC14
Big Ten112	Pac-102	Big East168	Big East15
Big East101	Independents1	Big Ten136	Sun Belt8
Pac-1089	Sun Belt1	Pac-10116	Big Ten8
Big 1277	Big Ten1	Big 12107	Pac-108
Atlantic 1066	Big 121	Sun Belt64	Independents6
C-USA43		Atlantic 1050	Big 124
Sun Belt43		Independents32	Colonial1
MVC37			

SOUTHEASTERN CONFERENCE



2009-10 OPPONENTS

YEAR BY YEAR IN THE NCAA

YEAR	NUMBER OF TEAMS	DRAW
1982	5^ (AU, UG, UK, UM, UT)	32
1983	5 (AU, UG, UK, UM, UT)	36#
1984	5 (BAMA, UG, LSU, UM, UT)	32
1985	4 (AU, UG, UM, UT)	32
1986	7^ (AU, UG, UK, LSU, UM, UT, VU)	40
1987	6* (AU, UG, LSU, UM, UT, VU)	40
1988	6^ (BAMA, AU, UG, LSU, UM, UT)	40
1989	6*^ (AU, UG, LSU, UM, UT, VU)	48
1990	6*^ (AU, UG, LSU, UM, UT, VU)	48
1991	7*^ (AU, UG, UK, LSU, UM, UT, VU)	48
1992	4 (BAMA, UM, UT, VU)	48
1993	6 (BAMA, AU, UF, UG, UT, VU)	48
1994	6 (BAMA, AU, UF, UM, UT, VU)	64
1995	7 (UA, BAMA, UF, UG, UM, UT, VU)	64
1996	7 (BAMA, AU, UF, UG, UM, UT, VU)	64
1997	7 (BAMA, AU, UF, UG, LSU, UT, VU)	64
1998	6 (UA, BAMA, UF, UG, UT, VU)	64
1999	8 (BAMA, AU, UF, UG, UK, LSU, UT, MSU)	64
2000	6 (AU, UG, LSU, UT, MSU, VU)	64
2001	6 (ARK, UF, UG, LSU, UT, VU)	64
2002	8 (ARK, UF, UG, LSU, MSU, USC, UT, VU)	64
2003	7 (ARK, UG, LSU, MSU, USC, UT, VU)	64
2004	7 (AU, UF, UG, LSU, UM, UT, VU)	64
2005	5 (UG, LSU, UM, UT, VU)	64
2006	6 (UF, UG, UK, LSU, UT, VU)	64
2007	5 (UG, LSU, UM, UT, VU)	64
2008	5 (AU, UG, LSU, UT, VU)	64
2009	7 (AU, UF, UG, LSU, MSU, UT, VU)	64

* -- Years Arkansas was also in the NCAA from SWC
 ^ -- Years South Carolina was in the NCAA from Metro
 # -- 32 teams + 4 from play-in first-round games

SEC CHAMPIONS

REGULAR SEASON

YEAR	CHAMPION	SEC	OVERALL
1980	Tennessee	—	33-5
1981	Auburn	—	26-7
1982	Kentucky	—	24-8
1983	Georgia	4-4	27-7
1984	Georgia	7-1	30-3
1985	Tennessee	4-4	22-10
1986	Georgia	9-0	30-2
1987	Auburn	8-1	31-2
1988	Auburn	9-0	32-3
1989	Auburn	9-0	32-3
1990	Tennessee	8-1	27-6
1991	Georgia	9-0	28-4
1992	Mississippi	11-0	29-3
1993	Tennessee	11-0	29-3
1994	Tennessee	11-0	31-2
1995	Tennessee	11-0	34-3
1996	Georgia	10-1	28-5
1997	Georgia	11-1	25-6
1998	Tennessee	14-0	39-0
1999	Tennessee	13-1	31-3
2000	Georgia	13-1	32-4
2001	Tennessee	14-0	31-3
2002	Tennessee	13-1	29-5
2003	Tennessee	14-0	33-1
2004	Tennessee	14-0	30-3
2005	LSU	14-0	33-3
2006	LSU	13-1	31-4
2007	Tennessee	14-0	34-3
2008	LSU	14-0	31-6
2009	Auburn	12-2	30-4

(From 1980 to 1985, the SEC champion was the winner of the SEC tournament. Since 1986, the SEC champion has been determined by a round-robin schedule.)

TOURNAMENT CHAMPIONS

YEAR	CHAMPION (RUNNER-UP)
1986	Georgia (LSU)
1987	Auburn (Georgia)
1988	Tennessee (Auburn)
1989	Tennessee (Auburn)
1990	Auburn (Tennessee)
1991	LSU (Tennessee)
1992	Tennessee (Georgia)
1993	Vanderbilt (Georgia)
YEAR	CHAMPION (RUNNER-UP)
1994	Tennessee (Vanderbilt)
1995	Vanderbilt (Tennessee)
1996	Tennessee (Alabama)
1997	Auburn (Florida)
1998	Tennessee (Alabama)
1999	Tennessee (Georgia)
2000	Tennessee (Miss. State)
2001	Georgia (Vanderbilt)
2002	Vanderbilt (LSU)
2003	LSU (Tennessee)
2004	Vanderbilt (Georgia)
2005	Tennessee (LSU)
2006	Tennessee (LSU)
2007	Vanderbilt (LSU)
2008	Tennessee (LSU)
2009	Vanderbilt (Auburn)

(Tournament begins in 1986)

SOUTHEASTERN CONFERENCE

ALABAMA

Jan. 24 || Tuscaloosa, Ala. || 6 p.m. (FSN)

Feb. 21 || Fayetteville, Ark. || 2 p.m.

QUICK FACTS

Location: Tuscaloosa, Ala.
Enrollment: 27,052
Founded: April 12, 1831
Conference: Southeastern
Nickname: Crimson Tide
Colors: Crimson and White
Arena (Capacity): Coleman Coliseum (15,316)



Head Coach
Wendell Hudson

UNIVERSITY INFORMATION

President: Dr. Robert E. Witt
AD: Mal Moore
SWA: Marie Robbins

COACHING STAFF

Head Coach: Wendell Hudson
Alma Mater: Alabama, 1973
Record at School: 13-17 (1)
Career Record: 13-17 (1)

Assistant Coaches

Assoc. Head Joni Crenshaw (Alabama, 2002)
 Ty Evans (Wisconsin-Whitewater, 1995)
 Stacey Franklin (Alabama, 1993)



Tierney Jenkins
6-0 || F || JR
Mt. Juliet, Tenn.

TEAM INFORMATION

2008-09 Record: 13-17
Conference Record/Finish: 1-13/12th
Postseason: N/A
Final Rank: NR
Starters Ret./Lost: 5/0
Letterwinners Ret./Lost: 10/2
Newcomers: 5



MEDIA RELATIONS

WBB Contact: Jessica Pare
Phone: 205-458-6084
Cell: 770-883-3620
Email: jpare@ia.ua.edu
Press Row: 205-458-6084
Website: rolltide.com

SERIES INFORMATION

Series Record: Arkansas leads 13-12
In Fayetteville: 8-3 **In Tuscaloosa:** 4-7 **Neutral:** 1-2 **Streak:** Ark. W3

2009-10 SCHEDULE

Nov. 4 North Alabama (exb.)
 Nov. 13 Tennessee Tech
 Nov. 14 Air Force/TAMU-CC
 Nov. 17 Jackson State
 Nov. 21 at Belmont
 Nov. 24 Southeastern La.
 Nov. 28 vs. Cal State Bakersfield
 Nov. 29 vs. Illinois
 Dec. 4 at Alabama State
 Dec. 6 Northwestern State
 Dec. 14 at UCF
 Dec. 16 at Florida A&M
 Dec. 21 Presbyterian
 Dec. 30 Southern Miss
 Jan. 3 Georgia*
 Jan. 7 at Ole Miss*
 Jan. 10 South Carolina*
 Jan. 14 at Auburn*
 Jan. 17 at Kentucky*
 Jan. 21 Florida*
Jan. 24 Arkansas*
 Jan. 28 at Vanderbilt*
 Jan. 31 at LSU*
 Feb. 4 at Mississippi State*
 Feb. 7 Auburn*
 Feb. 14 at Georgia*
 Feb. 18 Tennessee*
Feb. 21 at Arkansas*
 Feb. 25 Mississippi state*
 Feb. 28 at Florida*

2008-09 RESULTS

Alabama 64, Centenary 55
 Samford 61, Alabama 55 (OT)
 Alabama 69, Hampton 60
 Alabama 75, Alabama State 47
 Louisville 73, Alabama 56
 Alabama 76, Northern Iowa 56
 Alabama 67, UCF 53
 Alabama 90, Sam Houston State 50
 Middle Tennessee 77, Alabama 67
 Alabama 70, Florida A&M 68 (OT)
 Alabama 63, Austin Peay 53
 Alabama 76, Alabama A&M 65
 Alabama 58, Belmont 49
 Alabama 81, Ball State 75
 Alabama 59, SE Louisiana 48
 Vanderbilt 85, Alabama 76
 LSU 55, Alabama 34
 Kentucky 67, Alabama 67
 Ole Miss 73, Alabama 43
 Auburn 84, Alabama 66
 Georgia 63, Alabama 61
 Vanderbilt 88, Alabama 64
 Florida 92, Alabama 71
 Auburn 81, Alabama 54
 Tennessee 80, Alabama 61
 S. Carolina 68, Alabama 57
 Alabama 67, Ole Miss 59
Arkansas 74, Alabama 69
 Mississippi State 67, Alabama 49
 Tennessee 68, Alabama 49

AUBURN

Feb. 11 || Auburn, Ala. || 6 p.m.

QUICK FACTS

Location: Auburn, Ala.
Enrollment: 24,530
Founded: Oct. 1, 1856
Conference: Southeastern
Nickname: Tigers
Colors: Burnt Orange and Navy Blue
Arena (Capacity): Beard-Eaves-Mem. Coliseum (10,500)



Head Coach
Nell Fortner

UNIVERSITY INFORMATION

President: Dr. Jay Gogue
AD: Jay Jacobs
SWA: Meredith Jenkins

COACHING STAFF

Head Coach: Nell Fortner
Alma Mater: Texas, 1982
Record at School: 101-57 (5)
Career Record: 118-68 (6)

Assistant Coaches

Kerry Cremeans (Florida, 1994)
 Mark Simons (Aquinas, 1972)
 Ayesha Whitfield (Minnesota, 2002)



Alli Smalley
5-8 || G || SO
Arab, Ala.

TEAM INFORMATION

2008-09 Record: 30-4
Conference Record/Finish: 12-2/1st
Postseason: NCAA Second Round
Final Rank: 8 (AP)/13 (ESPN)
Starters Ret./Lost: 1/4
Letterwinners Ret./Lost: 7/4
Newcomers: 4



MEDIA RELATIONS

WBB Contact: Matt Crouch
Phone: 334-844-9709
Cell: 334-740-4109
Email: mcrouch@auburn.edu
Press Row: 334-844-1933
Website: auburntigers.com

SERIES INFORMATION

Series Record: Auburn leads 17-9
In Fayetteville: 6-6 **In Auburn:** 2-9 **Neutral:** 1-2 **Streak:** Ark. L5

2009-10 SCHEDULE

Nov. 8 Georgia College & State
 Nov. 13 Troy
 Nov. 17 at Temple
 Nov. 19 Alabama A&M.
 Nov. 22 Texas A&M
 Nov. 24 Georgia Southern
 Nov. 27 at Florida State
 Nov. 28 vs. Florida A&M
 Dec. 1 at North Carolina A&T
 Dec. 5 George Washington
 Dec. 15 Liberty
 Dec. 20 at South Alabama
 Dec. 28 vs. Valparaiso
 Dec. 30 vs. WF/SDSU
 Jan. 3 Mississippi State*
 Jan. 7 at Florida*
 Jan. 10 at LSU*
 Jan. 14 Alabama*
 Jan. 17 at South Carolina*
 Jan. 21 Vanderbilt*
 Jan. 24 at Kentucky*
 Jan. 28 at Tennessee*
 Jan. 31 Georgia*
 Feb. 4 South Carolina*
 Feb. 7 at Alabama*
Feb. 11 Arkansas*
 Feb. 14 LSU*
 Feb. 21 at Mississippi State*
 Feb. 25 at Ole Miss*
 Feb. 28 Kentucky*

2008-09 RESULTS

Auburn 91, Alabama A&M 53
 Auburn 95, Temple 76
 Auburn 71, Georgia Southern 45
 Auburn 87, Ohio State 80 (OT)
 Auburn 91, UAB 62
 Auburn 66, NC State 51
 Auburn 63, Florida Intl.52
 Auburn 95, North Carolina A&T 74
 Auburn 119, Sam Houston State 54
 Auburn 64, Liberty 53
 Auburn 65, George Washington 51
 Auburn 74, Coppin State 46
 Auburn 87, Duquesne 67
 Auburn 68, Miami 53
 Auburn 79, Stephen F. Austin 56
 Auburn 80, S. Carolina 76
 Auburn 81, Florida 65
Auburn 70, Arkansas 61
 Auburn 84, Alabama 66
 Auburn 82, Tennessee 68
 Georgia 67, Auburn 58
 Auburn 66, LSU 55
 Auburn 72, Ole Miss 65
 Auburn 81, Alabama 54
 Auburn 81, Kentucky 69
 Auburn 63, Mississippi St. 58
 Vanderbilt 73, Auburn 70
 Auburn 65, Georgia 59
Auburn 94, Arkansas 57
 Auburn 71, Ole Miss 65
 Auburn 78, Tennessee 58
 Vanderbilt 61, Auburn 54
 Auburn 85, Lehigh 49
 Rutgers 80, Auburn 52

2009-10 OPPONENTS

SOUTHEASTERN CONFERENCE

FLORIDA

Jan. 3 || Fayetteville, Ark. || 2 p.m.

QUICK FACTS

Location: Gainesville, Fla.
Enrollment: 52,112
Founded: 1853
Conference: Southeastern
Nickname: Gators
Colors: Orange and Blue
Arena (Capacity): Stephen C. O'Connell Center (12,000)



Head Coach
Amanda Butler

UNIVERSITY INFORMATION

President: Dr. J. Bernard Machen
AD: Jeremy N. Foley
SWA: Lynda Tealer

COACHING STAFF

Head Coach: Amanda Butler
Alma Mater: Florida, 1995
Record at School: 43-22 (2)
Career Record: 83-44 (4)

Assistant Coaches

Susie Gardner (Georgia, 1986)
Brenda Mock Kirkpatrick (Wake Forest, 2000)
David Lowery (Mississippi State, 2000)



Steffi Sorensen
5-10 || G || SR
Jacksonville, Fla.

TEAM INFORMATION

2008-09 Record: 24-8
Conference Record/Finish: 9-5/T-Fourth
Postseason: NCAA Second Round
Final Rank: 22 (AP)/23 (ESPN)
Starters Ret./Lost: 3/2
Letterwinners Ret./Lost: 9/5
Newcomers: 5



MEDIA RELATIONS

WBB Contact: Kathy Cafazzo
Phone: 352-375-4683 x 6133
Cell: N/A
Email: kathyc@gators.uaa.ufl.edu
Press Row: 352-375-1801
Website: gatorzone.com

SERIES INFORMATION

Series Record: Florida leads 19-7
In Fayetteville: 3-9 In Gainesville: 3-8 Neutral: 1-2 Streak: Ark. W1

2009-10 SCHEDULE

Nov. 14 Stetson
Nov. 17 Florida State
Nov. 20 at Pittsburgh
Nov. 24 UAB
Nov. 27 vs St. John's
Nov. 29 vs FIU
Dec. 1 Florida A&M
Dec. 7 at Rutgers
Dec. 11 at Old Dominion
Dec. 20 Southern
Dec. 21 TBA
Dec. 21 TBA
Dec. 28 Ohio
Dec. 30 Jacksonville
Jan. 3 at Arkansas*
Jan. 7 Auburn*
Jan. 10 at Georgia*
Jan. 14 Tennessee*
Jan. 17 at Mississippi State*
Jan. 21 at Alabama*
Jan. 24 South Carolina*
Jan. 31 at Ole Miss*
Feb. 4 Vanderbilt*
Feb. 7 Mississippi State*
Feb. 11 LSU*
Feb. 14 at Tennessee*
Feb. 18 at Kentucky*
Feb. 21 Georgia*
Feb. 24 at Vanderbilt*
Feb. 28 Alabama*

2008-09 RESULTS

Florida Gulf Coast 88, Florida 86
Florida 74, Jacksonville 51
Florida 74, Stetson 46
Florida 72, Florida State 57
Florida 75, Savannah State 55
Florida 67, S.ern Illinois 56
Florida 65, Arizona State 60
Florida 77, UAB 75
Florida 66, NC State 61
Florida 75, Coppin State 34
Florida 77, Florida A&M 55
Florida 90, Pittsburgh 83
Florida 85, Vermont 76
Florida 75, Miami (Ohio) 56
Florida 74, Ohio 56
Florida 80, Mississippi State 66
Auburn 81, Florida 65
Florida 77, S. Carolina 63
Florida 61, Georgia 45
Florida 75, Ole Miss 54
Florida 74, Kentucky 59
Florida 94, Arkansas 78
Florida 92, Alabama 71
Florida 66, Tennessee 57
Vanderbilt 84, Florida 68
LSU 66, Florida 47
Arkansas 83, Florida 74
Florida 82, S. Carolina 66
Georgia 84, Florida 75
Tennessee 71, Florida 67
Florida 70, Temple 57
Connecticut 87, Florida 59

GEORGIA

Jan. 17 || Fayetteville, Ark. || 2 p.m.

Feb. 28 || Athens, Ga. || 1 p.m. (SEC Network)

QUICK FACTS

Location: Athens, Ga.
Enrollment: 34,180
Founded: 1785
Conference: Southeastern
Nickname: Lady Bulldogs
Colors: Red and Black
Arena (Capacity): Stegeman Coliseum (10,523)



Head Coach
Andy Landers

UNIVERSITY INFORMATION

President: Dr. Michael F. Adams
AD: Damon Evans
SWA: Dr. Carla Williams

COACHING STAFF

Head Coach: Andy Landers
Alma Mater: Tennessee Tech, 1974
Record at School: 725-239 (30)
Career Record: 807-260 (34)

Assistant Coaches

La'Keshia Frett (Georgia, 1997)
Kim Hairston (Richmond, 2000)
Cameron Newbauer (IU-Fort Wayne, 2001)



Angel Robinson
6-5 || F || SR
Marietta, Ga.

TEAM INFORMATION

2008-09 Record: 18-14
Conference Record/Finish: 7-7/7th
Postseason: NCAA First Round
Final Rank: NR
Starters Ret./Lost: /41
Letterwinners Ret./Lost: 6/4
Newcomers: 7



MEDIA RELATIONS

WBB Contact: Mike Mobley
Phone: 706-542-1621
Cell: 706-548-0858
Email: mmobley@sports.uga.edu
Press Row: 706-542-8052
Website: georgiadogs.com

SERIES INFORMATION

Series Record: Georgia leads 21-4
In Fayetteville: 2-9 In Athens: 2-9 Neutral: 0-3 Streak: Ark. W1

2009-10 SCHEDULE

Nov. 8 Clayton State
Nov. 15 Oklahoma
Nov. 19 Chattanooga
Nov. 22 Rutgers
Nov. 25 Alabama State
Nov. 27 Texas A&M-CC
Nov. 28 TBA
Dec. 1 UAB
Dec. 6 Georgia Tech
Dec. 8 Tennessee State
Dec. 20 Virginia
Dec. 22 Detroit
Dec. 28 Clemson
Dec. 30 Savannah State
Jan. 3 Alabama*
Jan. 7 Kentucky*
Jan. 10 Florida*
Jan. 14 Vanderbilt*
Jan. 17 Arkansas*
Jan. 21 Tennessee*
Jan. 24 Ole Miss*
Jan. 28 Mississippi State*
Jan. 31 Auburn*
Feb. 4 LSU*
Feb. 7 South Carolina*
Feb. 11 Kentucky*
Feb. 14 Alabama*
Feb. 21 Florida*
Feb. 25 South Carolina*
Feb. 28 Arkansas*

2008-09 RESULTS

Georgia 85, Alabama State 35
Georgia 64, Oakland 61
Detroit 70, Georgia 66
Georgia 85, NC Central 31
Georgia 85, Cal State Fullerton 64
Georgia 75, Eastern Washington 11
Georgia 77, EAST Tennessee ST. 57
Georgia 72, Tennessee Tech 46
Georgia Tech 57, Georgia42
Rutgers 45, Georgia 34
Georgia 73, UAB 49
Georgia 67, Clemson 50
Xavier 56, Georgia 44
Virginia 62, Georgia 60
Ole Miss 62, Georgia 54
Georgia 69, S. Carolina 63
Georgia 74, Savannah Tech 28
Florida 61, Georgia 45
Georgia 66, Vanderbilt 55
Georgia 63, Alabama 61
Georgia 67, Auburn 58
Georgia 69, Mississippi State 57
Tennessee 73, Georgia 43
Arkansas 77, Georgia 64
Vanderbilt 80, Georgia 64
LSU 57, Georgia 46
Auburn 65, Georgia 59
Georgia 61, Kentucky 57
Georgia 84, Florida 75
Georgia 82, Kentucky 64
Vanderbilt 69, Georgia 61
Arizona State 58, Georgia 47

SOUTHEASTERN CONFERENCE

KENTUCKY

Jan. 21 || Lexington, Ky. || 6 p.m.

Feb. 7 || Fayetteville, Ark. || 2 p.m.

QUICK FACTS

Location: Lexington, Ky.
Enrollment: 27,000
Founded: 1865
Conference: Southeastern
Nickname: Wildcats
Colors: Blue and White
Arena (Capacity): Memorial Coliseum (8,500)



Head Coach
Matthew Mitchell

UNIVERSITY INFORMATION

President: Dr. Lee Todd, Jr.
AD: Mitch Barnhart
SWA: Lisa Peterson

COACHING STAFF

Head Coach: Matthew Mitchell
Alma Mater: Mississippi State, 1995
Record at School: 33-32 (2)
Career Record: 63-61 (4)
Assistant Coaches
Kyra Elzy (Tennessee, 2001)
Matt Insell (MTSU, 2007)
Shalon Pillow (Tennessee, 2002)



Victoria Dunlap
6-1 || F || JR
Nashville, Tenn.

TEAM INFORMATION

2008-09 Record: 16-16
Conference Record/Finish: 5-9/10th
Postseason: WNIT Second Round
Final Rank: NR
Starters Ret./Lost: 3/2
Letterwinners Ret./Lost: 5/5
Newcomers: 6



MEDIA RELATIONS

WBB Contact: Susan Lax
Phone: 859-257-3838
Cell: N/A
Email: slax@uky.edu
Press Row: 859-323-5800
Website: ukathletics.com

SERIES INFORMATION

Series Record: Series tied 12-12
In Fayetteville: 8-2 In Lexington: 3-8 Neutral: 1-2 Streak: Ark. L6

2009-10 SCHEDULE

Nov. 9 Bellarmine (Exh.)
Nov. 13 Boston Univ.
Nov. 15 Butler
Nov. 17 at Morehead State
Nov. 22 UT-Chattanooga
Nov. 25 at UC Santa Barbara
Nov. 28 McNeese State
Dec. 1 Miami (Ohio)
Dec. 4 at Cincinnati
Dec. 13 Florida A&M
Dec. 20 Louisville
Dec. 22 UT-Martin
Dec. 28 at Middle Tennessee State
Jan. 1 Miss Valley State
Jan. 7 at Georgia*
Jan. 10 Vanderbilt*
Jan. 14 at South Carolina*
Jan. 17 Alabama*
Jan. 21 Arkansas*
Jan. 24 Auburn*
Jan. 28 at LSU*
Jan. 31 at Mississippi State*
Feb. 4 Ole Miss*
Feb. 7 at Arkansas*
Feb. 11 Georgia*
Feb. 14 at Vanderbilt*
Feb. 18 Florida*
Feb. 21 South Carolina*
Feb. 25 at Tennessee*
Feb. 28 at Auburn*

2008-09 RESULTS

Michigan 70, Kentucky 60
Kentucky 58, Cincinnati 55
Kentucky 67, George Washington 48
Kentucky 87, Yale 82
Kentucky 46, Long Island 43
Xavier 67, Kentucky 44
Western Kentucky 66, Kentucky 57
Kentucky 74, Furman 35
East Tennessee State 59, Kentucky 50
Louisville 75, Kentucky 59
Kentucky 65, Alabama A&M 45
Kentucky 69, UC Santa Barbara 58
Kentucky 82, IUPUI 60
Kentucky 72, North Carolina A&T 63
Kentucky 80, Miami 55
Tennessee 69, Kentucky 64
Kentucky 72, Arkansas 63
Kentucky 67, Alabama 57
Mississippi State 52, Kentucky 45
LSU 59, Kentucky 56
Florida 74, Kentucky 59
Ole Miss 69, Kentucky 60
Kentucky 61, S. Carolina 47
Vanderbilt 72, Kentucky 62
Auburn 81, Kentucky 69
Kentucky 66, Tennessee 56
LSU 57, Kentucky 56
Georgia 61, Kentucky 57
Kentucky 70, S. Carolina 53
Georgia 82, Kentucky 64
Kentucky 81, Chattanooga 76 (OT)
Wisconsin 49, Kentucky 45

LSU

Jan. 7 || Fayetteville, Ark. || 7 p.m.

Feb. 25 || Baton Rouge, La. || 8 p.m. (CSS)

QUICK FACTS

Location: Baton Rouge, La.
Enrollment: 29,317
Founded: 1860
Conference: Southeastern
Nickname: Lady Tigers
Colors: Purple and Gold
Arena (Capacity): PMAC (13,468)



Head Coach
Van Chancellor

UNIVERSITY INFORMATION

President: Dr. John V. Lombardi
AD: Joe Alleva
SWA: Judy Southard

COACHING STAFF

Head Coach: Van Chancellor
Alma Mater: Mississippi State, 1965
Record at School: 50-17 (2)
Career Record: 489-171 (21)
Assistant Coaches
Assoc. Head Bob Starkey
Travis Mays
Kenya Larkin-Landers



Allison Hightower
5-1- || G || SR
Arlington, Texas

TEAM INFORMATION

2008-09 Record: 19-11
Conference Record/Finish: 10-4/T2nd
Postseason: NCAA Second Round
Final Rank: NR
Starters Ret./Lost: 4/1
Letterwinners Ret./Lost: 9/2
Newcomers: 5



MEDIA RELATIONS

WBB Contact: Bill Martin
Phone: 225-578-8204
Cell: 225-270-1665
Email: wmart4@lsu.edu
Press Row: 225-578-8226
Website: lsusports.net

SERIES INFORMATION

Series Record: LSU leads 25-9
In Fayetteville: 6-10 In BR: 3-13 Neutral: 0-2 Streak: Ark. L13

2009-10 SCHEDULE

Nov. 10 Houston Jags (Exh.)
Nov. 15 Centenary
Nov. 18 Middle Tennessee
Nov. 21 Houston
Nov. 22 Nicholls St.
Nov. 25 at Tulane
Dec. 1 at Louisiana Tech
Dec. 13 New Orleans
Dec. 15 Houston Baptist
Dec. 16 UL-Lafayette or N.C. A&T
Dec. 20 at Nebraska
Dec. 22 Southeastern Louisiana
Dec. 30 at Xavier (Ohio)
Jan. 3 at South Carolina*
Jan. 7 at Arkansas*
Jan. 10 Auburn*
Jan. 17 at Ole Miss*
Jan. 21 South Carolina*
Jan. 24 Tennessee*
Jan. 28 Kentucky*
Jan. 31 at Alabama*
Feb. 04 at Georgia*
Feb. 7 Ole Miss*
Feb. 11 at Florida*
Feb. 14 at Auburn*
Feb. 18 Vanderbilt*
Feb. 22 at Tennessee*
Feb. 25 Arkansas*
Feb. 28 Mississippi St.*

2008-09 RESULTS

Notre Dame 62, LSU 53
LSU 63, Tulane 47
Xavier 57, LSU 48
Middle Tennessee 79, LSU 75
LSU 61, Texas Southern 30
LSU 51, Louisiana Tech 41
LSU 65, SE Louisiana 40
LSU 74, Centenary 31
Florida State 61, LSU 57
LSU 64, Nebraska 50
Connecticut 76, LSU 63
LSU 62, Arkansas 42
LSU 55, Alabama 34
LSU 67, New Orleans 48
Vanderbilt 75, LSU 67
Mississippi State 38, LSU 36
LSU 59, Kentucky 56
LSU 63, S. Carolina 56
Auburn 66, LSU 55
LSU 68, Arkansas 53
Mississippi St. 65, LSU 55
LSU 66, Florida 47
LSU 57, Georgia 46
LSU 57, Kentucky 56
LSU 63, Tennessee 61
LSU 59, Ole Miss 48
LSU 63, Mississippi St. 58
Vanderbilt 61, LSU 47
LSU 69, Green Bay 59
Louisville 62, LSU 52

2009-10 OPPONENTS

SOUTHEASTERN CONFERENCE

MISSISSIPPI

Jan. 10 || Oxford, Miss. || 2 p.m.

Feb. 18 || Ole Miss || 7 p.m.

QUICK FACTS

Location: Oxford, Miss.
Enrollment: 17,601
Founded: Nov. 6, 1848
Conference: Southeastern
Nickname: Lady Rebels
Colors: Cardinal and Navy
Arena (Capacity): C.M. Tad Smith Coliseum (9,061)



Head Coach
Renee Ladner

UNIVERSITY INFORMATION

Chancellor: Dr. Dan Jones
AD: Pete Boone
SWA: Lynette Johnson

COACHING STAFF

Head Coach: Renee Ladner
Alma Mater: Ole Miss, 1981
Record at School: 31-31 (2)
Career Record: 31-31 (2)
Assistant Coaches
 Marlene Stollings (Ohio, 1998)
 Jocelyn McGilberry (Auburn, 1990)
 Armintie Price (Ole Miss, 2007)



Bianca Thomas
5-10 || G || SR
Henderson, Tenn.

TEAM INFORMATION

2008-09 Record: 18-15
Conference Record/Finish: 5-9/T9th
Postseason: WNIT Second Round
Final Rank: NR
Starters Ret./Lost: 4/1
Letterwinners Ret./Lost: 12/1
Newcomers: 1



MEDIA RELATIONS

WBB Contact: Jay D'Aramo
Phone: 662-915-7896
Cell: 662-816-3060
Email: jdabramo@olemiss.edu
Press Row: 662-236-1931
Website: olemisssports.com

SERIES INFORMATION

Series Record: Ole Miss leads 21-7
In Fayetteville: 6-5 **In Oxford:** 0-12 **Neutral:** 1-4 **Streak:** Ark. L9

2009-10 SCHEDULE

Nov. 5 Christian Brothers (Exh.)
 Nov. 13 Southeastern Louisiana
 Nov. 20 at Arkansas-PB
 Nov. 23 at Arizona
 Nov. 27 vs. San Jose State
 Nov. 28 vs. TBA
 Dec. 02 at UALR
 Dec. 06 at Old Dominion
 Dec. 13 Ohio State
 Dec. 16 at Texas
 Dec. 18 at Memphis
 Dec. 20 Winston-Salem State
 Dec. 29 Centenary
 Jan. 3 at Vanderbilt *
 Jan 7 Alabama *
Jan. 10 Arkansas *
 Jan. 17 LSU *
 Jan. 21 Mississippi State *
 Jan. 24 at Georgia *
 Jan. 28 at South Carolina *
 Jan. 31 Florida *
 Feb. 4 at Kentucky *
 Feb. 7 at LSU *
 Feb. 11 Tennessee *
 Feb. 14 at Mississippi State *
Feb. 18 at Arkansas *
 Feb. 21 Vanderbilt *
 Feb. 25 Auburn *
 Feb. 28 at Tennessee *

2008-09 RESULTS

Ole Miss 80, North Carolina A&T 64
 Ole Miss 55, Davidson 50
 Ole Miss 74, La.-Lafayette 48
 Ole Miss 84, Memphis 63
 Ole Miss 63, Alcorn State 40
 Ole Miss 83, Nicholls State 32
 Ole Miss 85, SE Louisiana 73
 Texas 74, Ole Miss 50
 NC State 46, Ole Miss 42
 Arkansas LR 64, Ole Miss 61 (OT)
 Ole Miss 85, UCF 67
 Wake Forest 77, Ole Miss 58
 Ole Miss 92, Northwestern State 64
 Ole Miss 81, Rice 48
 Ole Miss 79, Old Dominion 72
 Ole Miss 62, Georgia 54
 Mississippi St. 69, Ole Miss 64
 Ole Miss 73, Alabama 43
 S. Carolina 76, Ole Miss 67
 Florida 75, Ole Miss 75
 Tennessee 60, Ole Miss 59
 Ole Miss 69, Kentucky 60
 Auburn 72, Ole Miss 65
 Ole Miss 66, S. Carolina 65
 Mississippi State 66, Ole Miss 55
Arkansas 70, Ole Miss 59
 Alabama 67, Ole Miss 59
 Ole Miss 71, Vanderbilt 69
 LSU 59, Ole Miss 48
Ole Miss 65, Arkansas 60
 Auburn 71, Ole Miss 65
 Ole Miss 87, MURRAY State 49
 S. Florida 74, Ole Miss 57

MISSISSIPPI STATE

Jan. 14 || Fayetteville, Ark. || 7 p.m.

QUICK FACTS

Location: Starkville, Miss.
Enrollment: 18,601
Founded: Feb. 28, 1878
Conference: Southeastern
Nickname: Lady Bulldogs
Colors: Maroon and White
Arena (Capacity): Humphrey Coliseum (10,500)



Head Coach
Sharon
Fanning-Otis

UNIVERSITY INFORMATION

President: Dr. Mark Keenum
AD: Greg Byrne
SWA: Ann Carr

COACHING STAFF

Head Coach: Sharon Fanning-Otis
Alma Mater: Chattanooga, 1973
Record at School: 79-112 (14)
Career Record: 556-412 (33)
Assistant Coaches
 Greg Franklin (Austin Peay, 1994)
 Sharrona Reaves (Alabama, 1995)
 Franqua Bedell (Univ. of the Ozarks, 1999)



Alexis Rack
5-7 || G || SR
Franklin, La.

TEAM INFORMATION

2008-09 Record: 23-10
Conference Record/Finish: 8-6
Postseason: NCAA Second Round
Final Rank: NR
Starters Ret./Lost: 4/1
Letterwinners Ret./Lost: 11/3
Newcomers: 2



MEDIA RELATIONS

WBB Contact: Jay Middleton
Phone: 662-325-0972
Cell: 662-418-9139
Email: jmiddleton@athletics.msstate.edu
Press Row: 662-325-3776
Website: mstateathletics.com

SERIES INFORMATION

Series Record: Arkansas leads 15-11
In Fayetteville: 9-2 **In Starkville:** 4-7 **Neutral:** 2-2 **Streak:** Ark. W2

2009-10 SCHEDULE

Nov. 13 Arkansas-Pine Bluff
 Nov. 15 East Tennessee State
 Nov. 18 Utah Valley
 Nov. 22 Maryland
 Nov. 26 vs. Texas
 Nov. 27 vs. Rutgers
 Nov. 28 vs. Southern Cal
 Dec. 02 Southern Miss
 Dec. 12 at Louisiana Tech
 Dec. 14 Samford
 Dec. 16 Mississippi Valley State
 Dec. 20 at Xavier
 Dec. 30 Alcorn State
 Jan. 3 at Auburn *
 Jan. 7 Vanderbilt *
 Jan. 10 Tennessee *
Jan. 14 at Arkansas *
 Jan. 17 Florida *
 Jan. 21 at Ole Miss *
 Jan. 24 at Vanderbilt *
 Jan. 28 Georgia *
 Jan. 31 Kentucky *
 Feb. 4 Alabama *
 Feb. 7 at Florida *
 Feb. 11 at South Carolina *
 Feb. 14 Ole Miss *
 Feb. 21 Auburn *
 Feb. 25 at Alabama *
 Feb. 28 at LSU *

2008-09 RESULTS

Miss State 94, Arkansas-Pine Bluff 52
 Miss State 99, Northwestern State 75
 Miss State 69, Miss. Valley State 46
 Mississippi State 71, La.-Lafayette 38
 Mississippi State 72, Louisiana Tech 42
 Mississippi State 97, Nichols State 25
 Mississippi State 81, Memphis 49
 Miss State 72, S.ern Mississippi 61
 Mississippi State 71, Utah Valley 63
 Mississippi State 63, Utah 51
 Mississippi State 73, Marshall 65
 Maryland 80, Mississippi State 73
 Mississippi State 87, UAB 46
 Xavier 51, Mississippi State 42
 Florida 80, Mississippi State 66
 Mississippi State 69, Ole Miss 64
 Tennessee 63, Mississippi State 56
 Mississippi State 52, Kentucky 45
 Mississippi State 38, LSU 36
Arkansas 65, Mississippi State 62
 Mississippi State 97, Savannah State 33
 Georgia 69, Mississippi State 57
 Mississippi State 66, Vanderbilt 61
 Mississippi State 65, LSU 55
 Mississippi State 66, Ole Miss 50
 Auburn 63, Mississippi State 58
 Tennessee 82, Mississippi State 68
 Mississippi State 58, S. Carolina 41
 Mississippi State 67, Alabama 49
 Mississippi State 49, S. Carolina 39
 LSU 63, Mississippi State 58
 Mississippi State 71, Texas 63
 Ohio State 64, Mississippi State 58

SOUTHEASTERN CONFERENCE

SOUTH CAROLINA

Feb. 14 || Columbia, S.C. || 2 p.m. (ESPN2)

QUICK FACTS

Location: Columbia, S.C.
Enrollment: 25,077
Founded: 1801
Conference: Southeastern
Nickname: Gamecocks
Colors: Garnet and Black
Arena (Capacity): Colonial Life Arena (18,000)



Head Coach
Dawn Staley

UNIVERSITY INFORMATION

President: Dr. Harris Pastides
AD: Eric Hyman
SWA: Val Sheley

COACHING STAFF

Head Coach: Dawn Staley
Alma Mater: Virginia, 1992
Record at School: 10-18 (1)
Career Record: 182-98 (9)
Assistant Coaches
 Lisa Boyer (Ithaca, 1971)
 Carla McGhee (Tennessee, 1990)
 Nikki McCray (Tennessee, 1995)



La'Keisha Sutton
5-9 || G || SO
Trenton, N.J.

TEAM INFORMATION

2008-09 Record: 10-18
Conference Record/Finish: 2-12/11th
Postseason: N/A
Final Rank: NR
Starters Ret./Lost: 4/1
Letterwinners Ret./Lost: 6/6
Newcomers: 6



MEDIA RELATIONS

WBB Contact: Diana Koval
Phone: 803-777-7977
Cell: 314-369-6050
Email: dkoval@mailbox.sc.edu
Press Row: 803-777-6182
Website: gamecocksonline.com

SERIES INFORMATION

Series Record: Arkansas leads 14-8
In Fayetteville: 9-1 **In Columbia:** 3-7 **Neutral:** 2-0 **Streak:** Ark. W1

2009-10 SCHEDULE

Nov. 16 at Charlotte
 Nov. 19 at Clemson
 Nov. 22 Penn State
 Nov. 26 vs. Oklahoma
 Nov. 27 vs. Notre Dame
 Nov. 28 vs. San Diego State
 Dec. 2 High Point
 Dec. 13 N.C. State
 Dec. 17 Wake Forest
 Dec. 20 vs. North Carolina
 Dec. 28 vs. Boston
 Dec. 29 vs. Saint Joseph's/Brown
 Jan. 3 LSU*
 Jan. 7 at Tennessee*
 Jan. 10 at Alabama*
 Jan. 14 Kentucky*
 Jan. 17 Auburn*
 Jan. 21 at LSU*
 Jan. 24 at Florida*
 Jan. 28 Mississippi*
 Jan. 31 Tennessee*
 Feb. 4 at Auburn*
 Feb. 7 at Georgia*
 Feb. 11 Mississippi State*
Feb. 14 Arkansas*
 Feb. 21 at Kentucky*
 Feb. 25 Georgia*
 Feb. 28 at Vanderbilt*

2008-09 RESULTS

S. Carolina (10-18,2-12)
 Penn State 56, S. Carolina 42
 Clemson 52, S. Carolina 45
 S. Carolina 68, Davidson 47
 S. Carolina 43, Ohio 34
 S. Carolina 57, UNC Wilmington 54
 Wake Forest 75, S. Carolina 57
 S. Carolina 73, High Point 52
 S. Carolina 71, USC UPState 57
 Stanford 78, S. Carolina 47
 S. Carolina 78, Charlotte 76
 Connecticut 77, S. Carolina 48
 S. Carolina 58, Jacksonville 50
 S. Carolina 56, NC State 55
 Auburn 80, S. Carolina 76
 Georgia 69, S. Carolina 63
 Florida 77, S. Carolina 63
 Tennessee 68, S. Carolina 56
 S. Carolina 76, Ole Miss 67
 Vanderbilt 66, S. Carolina 56
 LSU 63, S. Carolina 56
 Kentucky 61, S. Carolina 47
 Ole Miss 66, S. Carolina 65
Arkansas 58, S. Carolina 54
 S. Carolina 68, Alabama 57
 Florida 82, S. Carolina 66
 Mississippi St. 58, S. Carolina 41
 Kentucky 70, S. Carolina 53
 Mississippi St. 49, S. Carolina 39

TENNESSEE

Feb. 4 || Knoxville, Tenn. || 6 p.m. (FSN)

QUICK FACTS

Location: Knoxville, Tenn.
Enrollment: 21,678
Founded: 1794
Conference: Southeastern
Nickname: Lady Vols
Colors: Orange and White
Arena (Capacity): Thompson-Boling Assb. Cnt. (21,678)



Head Coach
Pat Summitt

UNIVERSITY INFORMATION

President: Dr. John Petersen
AD: Joan Cronan
Sr. Assoc.: Donna Thomas

COACHING STAFF

Head Coach: Pat Summitt
Alma Mater: UT-Martin
Record at School: 1005-193 (35)
Career Record: 1005-193 (35)
Assistant Coaches
 Assoc. Head Holly Warlick (Tennessee)
 Dean Lockwood (Spring Arbor College)
 Daedra Charles-Furlow (Tennessee)



Angie Bjorklund
6-0 || G/F || JR
Spokane Valley,
Wash.

TEAM INFORMATION

2008-09 Record: 22-11
Conference Record/Finish: 9-5
Postseason: NCAA First Round
Final Rank: 18
Starters Ret./Lost: 4/1
Letterwinners Ret./Lost: 10/2
Newcomers: 3



MEDIA RELATIONS

WBB Contact: Debby Jennings
Phone: 865-874-4275
Cell: N/A
Email: djennings@utk.edu
Press Row: 865-974-0110
Website: utladyvols.com

SERIES INFORMATION

Series Record: Tennessee leads 20-1
In Fayetteville: 1-9 **In Knoxville:** 0-10 **Neutral:** 0-1 **Streak:** Ark. L15

2009-10 SCHEDULE

Nov. 15 Baylor
 Nov. 17 at Texas Tech
 Nov. 22 at Virginia
 Nov. 25 at Middle Tennessee
 Nov. 28 UCLA
 Dec. 1 George Washington
 Dec. 6 Texas
 Dec. 13 vs. Rutgers
 Dec. 16 Louisville
 Dec. 19 at Stanford
 Dec. 22 at San Francisco
 Dec. 30 Old Dominion
 Jan. 3 Oklahoma
 Jan. 7 South Carolina*
 Jan. 10 at Mississippi State*
 Jan. 14 at Florida*
 Jan. 17 Vanderbilt*
 Jan. 21 at Georgia*
 Jan. 24 at LSU*
 Jan. 28 Auburn*
 Jan. 31 at South Carolina*
Feb. 4 Arkansas*
 Feb. 8 at Vanderbilt*
 Feb. 11 at Mississippi*
 Feb. 14 Florida*
 Feb. 18 at Alabama*
 Feb. 22 LSU*
 Feb. 25 Kentucky*
 Feb. 28 Ole Miss*

2008-09 RESULTS

Tennessee 68, San Francisco 39
 Virginia 83, Tennessee 82
 Tennessee 66, Chattanooga
 Tennessee 94, Louisiana Tech
 Tennessee 83, Western Carolina
 Tennessee 88, DePaul 67
 Tennessee 71, George Washington
 Tennessee 81, Middle Tennessee
 Texas 73, Tennessee 59
 Tennessee 81, Old Dominion
 Tennessee 79, Stanford
 Tennessee 77, Gonzaga
 Tennessee 55, Rutgers
 Tennessee 69, Kentucky
 Vanderbilt 74, Tennessee 58
 Tennessee 63, Mississippi St. 56
 Tennessee 68, S. Carolina
Tennessee 76, Arkansas
 Auburn 68, Tennessee 82
 Tennessee 60, Ole Miss
 Oklahoma 80, Tennessee 70
 Tennessee 73, Georgia 43
 Florida 66, Tennessee 57
 Tennessee 80, Alabama 61
 Duke 62, Tennessee 54
 Kentucky 66, Tennessee 56
 Tennessee 82, Mississippi State 68
 LSU 63, Tennessee 61
 Tennessee 75, Vanderbilt 66
 Tennessee 68, Alabama 49
 Tennessee 71, Florida 67
 Auburn 78, Tennessee 58
 Ball State 71, Tennessee 55

2009-10 OPPONENTS

SOUTHEASTERN CONFERENCE

VANDERBILT

Jan. 31 || Fayetteville, Ark. || 2 p.m.

QUICK FACTS

Location: Nashville, Tenn.
Enrollment: 6,584
Founded: 1873
Conference: Southeastern
Nickname: Commodores
Colors: Black and Gold
Arena (Capacity): Memorial Gymnasium (14,168)

UNIVERSITY INFORMATION

Chancellor: Nicholas S. Zeppos
Vice Chancellor: David Williams II
SWA: Candice Storey

COACHING STAFF

Head Coach: Melanie Balcomb
Alma Mater: Trenton State, 1984
Record at School: 172-61 (7)
Career Record: 335-165 (16)
Assistant Coaches
 Vicky Picott (Rutgers, 1992)
 Kim Rosamond (Mississippi, 1998)
 Tom Garrick (Rhode Island, 1989)



Head Coach
Melanie Balcomb



Marsh

TEAM INFORMATION

2008-09 Record: 26-9
Conference Record/Finish: 10-4/2nd
Postseason: NCAA Sweet Sixteen
Final Rank: 14th AP/8th ESPN
Starters Ret./Lost: 3/2
Letterwinners Ret./Lost: 8/3
Newcomers: 5



MEDIA RELATIONS

WBB Contact: Chris Weinman
Phone: 615-343-0019
Cell: N/A
Email: chris.weinman@vanderbilt.edu
Press Row: 615-320-0436
Website: vucommidores.com

SERIES INFORMATION

Series Record: Vanderbilt leads 17-5
In Fayetteville: 4-6 **In Nashville:** 1-9 **Neutral:** 0-2 **Streak:** Ark. L5

2009-10 SCHEDULE

Nov. 7 Drury (exh)
 Nov. 15 Lehigh
 Nov. 18 At Southern Illinois
 Nov. 20 UC Riverside
 Nov. 24 at St. Joseph's
 Nov. 27 vs. Austin Peay
 Nov. 28 TBA
 Dec. 2 at Wright State
 Dec. 4 Bowling Green
 Dec. 6 Western Kentucky
 Dec. 10 at Quinnipiac
 Dec. 20 Tennessee State
 Dec. 28 East Tennessee State
 Dec. 31 at Notre Dame
 Jan. 3 Ole Miss*
 Jan. 7 at Mississippi State*
 Jan. 10 at Kentucky*
 Jan. 14 Georgia*
 Jan. 17 at Tennessee*
 Jan. 21 at Auburn*
 Jan. 24 Mississippi State*
 Jan. 28 Alabama*
 Jan. 31 at Arkansas*
 Feb. 4 at Florida*
 Feb. 8 Tennessee*
 Feb. 14 Kentucky*
 Feb. 18 at LSU*
 Feb. 21 at Ole Miss*
 Feb. 24 Florida*
 Feb. 28 South Carolina*

2008-09 RESULTS

Vanderbilt 85, Texas A&M CC 51
 Vanderbilt 90, Western Kentucky 72
 Vanderbilt 80, Eastern Kentucky 38
 Vanderbilt 66, East Tennessee St. 55
 Michigan 50, Vanderbilt 42
 Vanderbilt 82, Davidson 50
 Vanderbilt 72, Virginia Tech 43
 Vanderbilt 78, Radford 41
 Vanderbilt 83, Cal State Fullerton 67
 UC Riverside 50, Vanderbilt 47
 Vanderbilt 98, Tennessee State 82
 Vanderbilt 86, UT-Martin 29
 Vanderbilt 67, Liberty 50
 Notre Dame 59, Vanderbilt 57
 Iowa State 55, Vanderbilt 51
 Vanderbilt 85, Alabama 76
 Vanderbilt 74, Tennessee 58
 Vanderbilt 75, LSU 67
 Georgia 66, Vanderbilt 55
 Vanderbilt 66, S. Carolina 56
Vanderbilt 72, Arkansas 61 (OT)
 Vanderbilt 88, Alabama 64
 Mississippi St. 66, Vanderbilt 61
 Vanderbilt 72, Kentucky 62
 Vanderbilt 84, Florida 68
 Vanderbilt 80, Georgia 64
 Vanderbilt 72, Auburn 70
 Ole Miss 71, Vanderbilt 69
 Tennessee 75, Vanderbilt 66
 Vanderbilt 69, Georgia 61
 Vanderbilt 61, LSU 47
 Vanderbilt 61, Auburn 54
 Vanderbilt 73, Western Carolina 44
 Vanderbilt 74, Kansas State 61
 Maryland 78, Vanderbilt 74

SEC TOURNAMENT

THURSDAY, MARCH 4 -- SUNDAY, MARCH 7, 2010
 GWINNETT CENTER -- DULUTH, GEORGIA

The Southeastern Conference Women's Basketball Tournament returns to the Peach State as the Gwinnett Center in Duluth, Ga., hosts the 2010 event. It is the second time in tournament history for the Gwinnett Center to host.



The SEC Women's Basketball Tournament returned to the Natural State in 2009 event was hosted by North Little Rock's ALLTEL Arena. The 2006 edition came close to breaking the historic 2004 attendance. When the SEC awarded the bid to North Little Rock, Ark., and ALLTEL in 2004, it was the first time the league took a major championship west of the Mississippi River. The SEC was rewarded with an all-time record-setting attendance.

The Sommet Center (formerly the Gaylord Entertainment Complex) in Nashville, Tenn., hosted the 2008 event. The 20th edition was also in the eastern half of the league at the Bi-Lo Center in Greenville, S.C. The SEC celebrated its 25th season at the "GEC" in Nashville, Tenn., although for the traditional postseason event it was the 19th event.

In 2001, the tournament began a rotation, heading larger venues and cities to take on the growing attendance to the event. The tournament is now awarded two to three years in advance to host cities.

Prior to the start of the current rotation, the tournament was held in Chattanooga, Tenn., five of the six seasons. The 1999 tournament proved to be the most successful when several attendance records were shattered.

Chattanooga also hosted the event for five years from 1993-97. During that time, the SEC tournament experienced a growth in fan support, highlighted by several then-record setting attendances. Chattanooga also hosted in 2000.

The tournament moved to Columbus, Ga., in 1998 for one year. Before the Chattanooga era, Albany, Ga., served as the site of the tournament for six years from 1987-92. Prior to 1987 the tournament was held at campus sites, beginning with its inception in 1980. During those first years, the postseason tournament champion was crowned the league overall champion.

The winner of the 11-game tournament receives the league's automatic bid to the NCAA Tournament. The tournament seeds and conference champion will be determined by the 16-game regular-season SEC schedule. The top four seeds earn a first-round bye.



SEC COMPOSITE SCHEDULE

NOVEMBER

13 (Friday)
1-Alabama vs. Tennessee Tech 5 pm
Troy at Auburn 6 pm
Boston at Kentucky 11 am ET
SE Louisiana at Ole Miss 3:30 pm
Arkansas-Pine Bluff at Miss. State TBA

14 (Saturday)
1-Alabama vs. TBA TBA
Stetson at Florida TBA

15 (Sunday)
15-Arkansas vs. Alcorn State 2 pm
Oklahoma at Georgia 2:30 pm ET
Butler at Kentucky 2 pm ET
Centenary at LSU 2 pm
ETSU at Miss. State TBA
Baylor at Tennessee 5 pm ET
Lehigh at Vanderbilt 2 pm

16 (Monday)
South Carolina at Charlotte 7 pm ET

17 (Tuesday)
Jackson State at Alabama 5:30 pm
Auburn at Temple TBA
Florida State at Florida 7 pm ET
Kentucky at Morehead State 7 pm ET
12-Tennessee vs. Texas Tech 7 pm ET

18 (Wednesday)
Arkansas at SMU 7 pm
Middle Tennessee at LSU 7 pm
Utah Valley at Miss. State TBA
Vanderbilt at Southern Illinois 7 pm

19 (Thursday)
Alabama A&M at Auburn 6 pm
Georgia at Chattanooga 7 pm ET
South Carolina at Clemson 7 pm ET

20 (Friday)
Florida at Pittsburgh 7 pm ET
Arkansas-Pine Bluff at Ole Miss 11 am
UC Riverside at Vanderbilt 7 pm

21 (Saturday)
Alabama at Belmont 5 pm
Houston at LSU Noon

22 (Sunday)
ETSU at Arkansas 3 pm
Texas A&M at Auburn 2 pm
Rutgers at Georgia 2:30 pm ET
Chattanooga at Kentucky 6 pm ET
Nicholls State at LSU 7:30 pm
Maryland at Miss. State TBA
Penn State at South Carolina 3 pm ET
Tennessee at Virginia 2 pm ET

23 (Monday)
Ole Miss at Arizona Noon

24 (Tuesday)
SE Louisiana at Alabama 6 pm
Georgia Southern at Auburn 6 pm
UAB at Florida 4:30 pm ET
Vanderbilt at St. Joseph's 6 pm

25 (Wednesday)
Alabama State at Georgia 6 pm ET
Kentucky at UC Santa Barbara TBA
LSU at Tulane 7 pm
Tennessee at Middle Tennessee 8 pm ET

26 (Thursday)
16-Arkansas vs. Iona 1 pm
9-Miss. State vs. Texas 7:30 pm
9-South Carolina vs. Oklahoma 3 pm ET

27 (Friday)
16-Arkansas vs. Western Kentucky 4 pm
18-Auburn at Florida State 6 pm
4-Florida vs. St. John's 7 pm ET
6-Georgia vs. TAMU-CC 8 pm ET
8-Ole Miss vs. San Jose State 3 pm
9-Miss. State vs. Rutgers 5 pm
9-South Carolina vs. Notre Dame 3 pm ET
14-Vanderbilt vs. Austin Peay 2 pm

28 (Saturday)
2-Alabama vs. Cal St. Bakersfield 6:30 pm
18-Auburn vs. Florida A&M 1 pm
6-Georgia vs. TBA TBA
McNeese State at Kentucky TBA
8-Ole Miss vs. TBA TBA
9-Miss. State vs. Southern Cal 5 pm
9-South Carolina vs. San Diego St. 3 pm ET
UCLA at Tennessee 3 pm ET
14-Vanderbilt vs. TBA TBA

29 (Sunday)
2-Alabama vs. Illinois 4 pm
4-Florida vs. TBA TBA

DECEMBER

1 (Tuesday)
Auburn at North Carolina A&T 6 pm
Florida A&M at Florida 4:30 pm ET
UAB at Georgia 7 pm ET
Miami (Ohio) at Kentucky 7 pm ET
LSU at Louisiana Tech TBA
George Washington at Tennessee 7 pm ET

2 (Wednesday)
Kansas State at Arkansas 7 pm
Ole Miss at Arkansas-LR 5:15 pm
Southern Miss at Miss. State TBA
High Point at South Carolina TBA
Vanderbilt at Wright State 6 pm

4 (Friday)
Alabama at Alabama State 6 pm
Kentucky at Cincinnati 11 am ET
Bowling Green at Vanderbilt 7 pm

5 (Saturday)
Arkansas at Oklahoma Noon
George Washington at Auburn 1 pm

6 (Sunday)
Northwestern State at Alabama 2 pm
Georgia Tech at Georgia 2:30 pm ET
Ole Miss at Old Dominion Noon
Texas at Tennessee 7 pm ET
Western Kentucky at Vanderbilt 2 pm

7 (Monday)
Florida at Rutgers 7 pm ET

8 (Tuesday)
Coppin State at Arkansas 7 pm
Tennessee State at Georgia 7 pm ET

10 (Thursday)
Vanderbilt at Quinnipiac 6 pm
11 (Friday)
Florida at Old Dominion 7 pm ET

12 (Saturday)
Miss. State at Louisiana Tech TBA

13 (Sunday)
Florida A&M at Kentucky 2 pm ET
New Orleans at LSU 2 pm
Ohio State at Ole Miss 1 pm
N.C. State at South Carolina 2 pm ET
13-Tennessee vs. Rutgers 3:30 pm ET

14 (Monday)
Alabama at Central Florida 6 pm
Samford at Miss. State TBA

15 (Tuesday)
Liberty at Auburn 6 pm
7-Houston Baptist at LSU 7 pm

16 (Wednesday)
Alabama at Florida A&M 5 pm
7-LSU vs. TBA TBA
Ole Miss at Texas 7 pm
Miss. Valley at Miss. State TBA
Louisville at Tennessee 7 pm ET

17 (Thursday)
Arkansas at Northwestern Noon
Wake Forest at South Carolina 7 pm ET

18 (Friday)
Ole Miss at Memphis 7 pm

19 (Saturday)
17-Arkansas vs. DePaul 4:30 pm
Tennessee at Stanford 2:30 pm ET

20 (Sunday)
17-Arkansas vs. TBA TBA
Auburn at South Alabama 2 pm
5-Florida vs. Southern 2 pm ET
Virginia at Georgia 2:30 pm ET
Louisville at Kentucky 2 pm ET
LSU at Nebraska 1 pm
Winston Salem State at Ole Miss 1 pm
Miss. State at Xavier 1 pm
10-South Carolina vs. N. Carolina 3 pm ET
Tennessee State at Vanderbilt 2 pm

21 (Monday)
Presbyterian College at Alabama 11:30 am
17-Arkansas vs. TBA TBA
5-Florida vs. TBA 7 pm ET

22 (Tuesday)
Detroit at Georgia 7 pm ET
UT-Martin at Kentucky 7 pm ET
SE Louisiana at LSU 7 pm
Tennessee at San Francisco 10 pm ET

28 (Monday)
3-Auburn vs. Valparaiso 9 pm
Ohio at Florida 4:30 pm ET
Georgia at Clemson 7 pm ET
Kentucky at Middle Tennessee 8 pm ET
11-South Carolina vs. Boston TBA
ETSU at Vanderbilt 7 pm

29 (Tuesday)
Sam Houston State at Arkansas 7 pm
3-Auburn vs. TBA TBA
Centenary at Ole Miss 4:30 pm
11-South Carolina vs. TBA TBA

30 (Wednesday)
Southern Miss at Alabama 5:30 pm
Jacksonville at Florida 4:30 pm ET
Georgia at Savannah State 7 pm ET
LSU at Xavier 6 pm
Alcorn State at Miss. State TBA
Old Dominion at Tennessee 7 pm ET

31 (Thursday)
Vanderbilt at Notre Dame 1 pm

JANUARY

1 (Friday)
Miss. Valley State at Kentucky 7 pm ET

3 (Sunday)
*Georgia at Alabama 2 pm
*Florida at Arkansas 2 pm
*Miss. State at Auburn 2 pm
*LSU at South Carolina 6 pm ET
*Ole Miss at Vanderbilt 2 pm
Oklahoma at Tennessee 7 pm ET

7 (Thursday)
*Alabama at Ole Miss 7 pm
*LSU at Arkansas 7 pm
*Auburn at Florida 7 pm ET
*Kentucky at Georgia 7 pm ET
*Vanderbilt at Miss. State 7 pm
*South Carolina at Tennessee 7 pm ET

10 (Sunday)
*South Carolina at Alabama 2 pm
*Arkansas at Ole Miss 2 pm
*Auburn at LSU 2 pm
*Florida at Georgia 6 pm ET
*Vanderbilt at Kentucky 2 pm ET
*Tennessee at Miss. State 2 pm

14 (Thursday)
*Alabama at Auburn 6 pm
*Miss. State at Arkansas 7 pm
*Tennessee at Florida 7 pm ET
*Georgia at Vanderbilt 7 pm
*Kentucky at South Carolina 7 pm ET

17 (Sunday)
*Alabama at Kentucky 2 pm ET
*Georgia at Arkansas 2 pm
*Auburn at South Carolina 3 pm ET
*Florida at Miss. State 2 pm
*LSU at Ole Miss 2 pm
*Vanderbilt at Tennessee 6 pm ET

21 (Thursday)
*Florida at Alabama 6 pm
*Arkansas at Kentucky 7 pm ET
*Vanderbilt at Auburn 6 pm
*Tennessee at Georgia 7 pm ET
*South Carolina at LSU 7 pm
*Miss. State at Ole Miss 7 pm

24 (Sunday)
*Arkansas at Alabama 2 pm
*Auburn at Kentucky 2 pm ET
*South Carolina at Florida 2 pm ET
*Ole Miss at Georgia 2:30 pm ET
*Tennessee at LSU 5 pm
*Miss. State at Vanderbilt 2 pm

28 (Thursday)
*Alabama at Vanderbilt 7 pm
*Auburn at Tennessee 7 pm ET
*Georgia at Miss. State 7 pm
*Kentucky at LSU 7 pm
*Ole Miss at South Carolina 7 pm ET

31 (Sunday)
*LSU at Alabama 2 pm
*Vanderbilt at Arkansas 2 pm

*Georgia at Auburn 5 pm
*Florida at Ole Miss 2 pm
*Kentucky at Miss. State 2 pm
*Tennessee at South Carolina 2 pm ET

FEBRUARY

4 (Thursday)
*Alabama at Miss. State 7 pm
*Arkansas at Tennessee 7 pm ET
*South Carolina at Auburn 6 pm
*Vanderbilt at Florida 7 pm ET
*LSU at Georgia 7 pm ET
*Ole Miss at Kentucky 7 pm ET

7 (Sunday)
*Auburn at Alabama 2 pm
*Kentucky at Arkansas 2 pm
*Miss. State at Florida 6 pm ET
*South Carolina at Georgia 2:30 pm ET
*Ole Miss at LSU 2 pm

8 (Monday)
*Tennessee at Vanderbilt 9 pm ET

11 (Thursday)
*Arkansas at Auburn 6 pm
*LSU at Florida 7 pm ET
*Georgia at Kentucky 7 pm ET
*Tennessee at Ole Miss 7 pm ET
*Miss. State at South Carolina 7 pm ET

14 (Sunday)
*Alabama at Georgia 2:30 pm ET
*Arkansas at South Carolina 3 pm ET
*LSU at Auburn 2 pm
*Florida at Tennessee 2 pm ET
*Kentucky at Vanderbilt 5 pm
*Ole Miss at Miss. State 4:30 pm

18 (Thursday)
*Tennessee at Alabama 6 pm
*Ole Miss at Arkansas 7 pm
*Florida at Kentucky 7 pm ET
*Vanderbilt at LSU 7 pm

21 (Sunday)
*Alabama at Arkansas 2 pm
*Auburn at Miss. State 2 pm
*Georgia at Florida 2 pm ET
*South Carolina at Kentucky 2 pm ET
*Vanderbilt at Ole Miss 2 pm

22 (Monday)
*LSU at Tennessee 7 pm ET

24 (Wednesday)
*Florida at Vanderbilt TBA

25 (Thursday)
*Miss. State at Alabama 6 pm
*Arkansas at LSU 7 pm
*Auburn at Ole Miss 7 pm
*Georgia at South Carolina 7 pm ET
*Kentucky at Tennessee 7 pm ET

28 (Sunday)
*Alabama at Florida 2 pm ET
*Arkansas at Georgia 2 pm ET
*Kentucky at Auburn 2 pm
*Miss. State at LSU 2 pm
*Ole Miss at Tennessee 6 pm ET
*South Carolina at Vanderbilt 2 pm

All Times Tentative and Subject to change. Times listed are Central unless otherwise noted.

*SEC Game
1-TAMU-CC Tournament (Corpus Christi, Texas); 2-Holiday Beach Classic (San Luis Obispo, Calif.); 3-Surf & Slam (San Diego, Calif.); 4-FIU Tournament (Miami, Fla.); 5-Gator Invitational (Gainesville, Fla.); 6-Lady Eagle Thanksgiving Classic (Hattiesburg, Miss.); 7-Sue Gunter Classic (Baton Rouge, La.); 8-FAU Tournament (Boca Raton, Fla.); 9-Paradise Jam (St. Thomas, VI); 10-Carolina's Challenge (Myrtle Beach, S.C.); 11-Saint Joseph's Tournament (Philadelphia, Penn.); 12-ESPN Classic (San Antonio, Texas); 13-Maggie Dixon Classic (New York, N.Y.); 14-Vanderbilt Tournament (Nashville, Tenn.); 15-at Hot Springs, Ark.; 16-Cancun Tournament (Cancun, Mexico); 17-Las Vegas Tournament (Las Vegas, Nev.); 18-Florida State Thanksgiving Classic (Tallahassee, Fla.).

SEC TEAM-BY-TEAM

ALABAMA CRIMSON TIDE

YEAR	RESULT	SITE
1979-80	Arkansas 68, Alabama 54	Fayetteville
1980-81	Alabama 70, Arkansas 65	Tuscaloosa
1991-92	Alabama 80, Arkansas 76	Fayetteville
1992-93	Alabama 66, Arkansas 56	Tuscaloosa
1993-94	Arkansas 82, Alabama 75	Fayetteville
1994-95	Alabama 93, Arkansas 79	Tuscaloosa
1994-95	Alabama 86, Arkansas 72	Chatt-SEC
1995-96	Alabama 92, Arkansas 85 (OT)	Fayetteville
1996-97	Alabama 102, Arkansas 61	Tuscaloosa
1996-97	Alabama 85, Arkansas 63	Chatt-SEC
1997-98	Arkansas 102, Bama 90 (OT)	Fayetteville
1998-99	Arkansas 77, Alabama 73	Tuscaloosa
1999-00	Arkansas 66, Alabama 62	Fayetteville
2000-01	Alabama 74, Arkansas 69	Tuscaloosa
2001-02	Alabama 84, Arkansas 70	Fayetteville
2001-02	Arkansas 72, Alabama 70	Tuscaloosa
2002-03	Arkansas 59, Alabama 58	Tuscaloosa
2002-03	Arkansas 68, Alabama 47	Fayetteville
2002-03	Arkansas 53, Alabama 48	NLR-SEC
2003-04	Alabama 68, Arkansas 65	Tuscaloosa
2004-05	Arkansas 83, Alabama 68	Fayetteville
2005-06	Alabama 75, Arkansas 73	Tuscaloosa
2006-07	Arkansas 71, Alabama 63	Fayetteville
2007-08	Arkansas 63, Alabama 49	Tuscaloosa
2008-09	Arkansas 74, Alabama 69	Fayetteville

AUBURN TIGERS

YEAR	RESULT	SITE
1984-85	Auburn 70, Arkansas 65	Samford, FL
1989-90	Auburn 84, Arkansas 69	Fayetteville
1991-92	Arkansas 67, Auburn 56	Fayetteville
1992-93	Auburn 68, Arkansas 49	Auburn
1993-94	Auburn 66, Arkansas 57	Fayetteville
1994-95	Arkansas 80, Auburn 73	Auburn
1995-96	Arkansas 73, Auburn 72	Fayetteville
1996-97	Auburn 85, Arkansas 77	Auburn
1997-98	Arkansas 71, Auburn 63	Fayetteville
1997-98	Arkansas 59, Auburn 43	Columbus, Ga
1998-99	Auburn 66, Arkansas 46	Auburn
1999-00	Auburn 73, Arkansas 56	Auburn
1999-00	Auburn 71, Arkansas 58	Fayetteville
2000-01	Arkansas 77, Auburn 68	Fayetteville
2000-01	Auburn 68, Arkansas 60	Auburn
2001-02	Arkansas 88, Auburn 65	Fayetteville
2002-03	Auburn 64, Arkansas 36	Auburn
2003-04	Auburn 71, Arkansas 44	Fayetteville
2004-05	Auburn 62, Arkansas 51	Auburn
2005-06	Arkansas 64, Auburn 60	Fayetteville
2006-07	Arkansas 65, Auburn 62	Auburn
2007-08	Auburn 73, Arkansas 68	Fayetteville
2007-08	Auburn 74, Arkansas 57	Auburn
2007-08	Auburn 73, Arkansas 51	Nashville
2008-09	Auburn 70, Arkansas 61	Fayetteville
2008-09	Auburn 94, Arkansas 57	Auburn

FLORIDA GATORS

YEAR	RESULT	SITE
1991-92	Florida 58, Arkansas 46	Gainesville
1993-93	Florida 68, Arkansas 60	Fayetteville
1993-94	Florida 74, Arkansas 69	Gainesville
1994-95	Arkansas 72, Florida 66	Fayetteville
1995-96	Florida 73, Arkansas 57	Gainesville
1996-97	Fla. 79, Arkansas 66 (OT)	Fayetteville
1997-98	Florida 80, Arkansas 69	Gainesville
1997-98	Florida 63, Arkansas 49	Columbus
1998-99	Florida 87, Arkansas 77	Fayetteville
1999-00	Florida 87, Arkansas 73	Gainesville
1999-00	Florida 96, Arkansas 86	Chattanooga-SEC
1999-00	Florida 83, Arkansas 62	Fayetteville
2000-01	Florida 75, Arkansas 64	Fayetteville
2000-01	Arkansas 78, Florida 69	Chattanooga-SEC
2001-02	Florida 64, Arkansas 58	Gainesville
2002-03	Arkansas 84, Florida 45	Fayetteville
2003-04	Arkansas 82, Florida 68	Gainesville
2004-05	Florida 68, Arkansas 56	Fayetteville
2005-06	Arkansas 69, Florida 63	Fayetteville
2006-07	Arkansas 67, Florida 57	Gainesville
2007-08	Florida, 92, Arkansas 74	Fayetteville
2007-08	Florida 75, Arkansas 73	Gainesville
2008-09	Florida 94, Arkansas 78	Fayetteville
2008-9	Arkansas 73, Florida 74	Gainesville

GEORGIA LADY BULLDOGS

YEAR	RESULT	SITE
1980-81	Georgia 61, Arkansas 49	Fayetteville
1989-90	Arkansas 87, Georgia 81	Athens
1991-92	Georgia 79, Arkansas 62	Fayetteville
1992-93	Georgia 91, Arkansas 71	Athens
1992-93	Georgia 84, Arkansas 73	Chatt-SEC
1993-94	Georgia 73, Arkansas 64	Fayetteville
1993-94	Georgia 84, Arkansas 62	Chatt-SEC
1994-95	Georgia 72, Arkansas 67	Athens
1995-96	Georgia 87, Arkansas 54	Fayetteville
1996-97	Georgia 79, Arkansas 63	Athens
1997-98	Georgia 81, Arkansas 51	Athens
1997-98	UG 86, Arkansas 81(OT)	Fayetteville
1998-99	Georgia 68, Arkansas 59	Fayetteville
1998-99	Georgia 98, Arkansas 82	Athens
1999-00	Georgia 72, Arkansas 69	Fayetteville
2000-01	Georgia 81, Arkansas 60	Athens
2000-01	Georgia 63, Arkansas 44	Memp-SEC
2001-02	Arkansas 66, Georgia 45	Fayetteville
2002-03	Georgia 69, Arkansas 60	Athens
2003-04	Arkansas 71, Georgia 63	Fayetteville

2004-05	Georgia 78, Arkansas 57	Athens
2005-06	Georgia 86, Arkansas 80	Fayetteville
2006-07	Georgia 69, Arkansas 51	Athens
2007-08	Georgia 72, Arkansas 58	Fayetteville
2008-09	Arkansas 77, Georgia 64	Athens

KENTUCKY WILDCATS

YEAR	RESULT	SITE
1982-83	UK 77, Arkansas 43	Lexington
1991-92	UK 75, UA 74 (OT)	Lexington
1991-92	UK 79, Arkansas 63	Albany, GA-SEC
1992-93	Arkansas 45, UK 43	Fayetteville
1993-94	UK 81, Arkansas 60	Lexington
1994-95	Arkansas 62, UK 56	Fayetteville
1995-96	UK 69, Arkansas 66	Lexington
1996-97	Arkansas 88, UK 55	Fayetteville
1996-97	Arkansas 71, UK 60	Chatt-SEC
1997-98	Arkansas 79, UK 63	Lexington
1998-99	Arkansas 74, UK 69	Fayetteville
1999-00	UK 68, Arkansas 60	Lexington
1999-00	Arkansas 83, UK 70	Fayetteville
2000-01	Arkansas 69, UK 50	Fayetteville
2000-01	Arkansas 84, UK 78	Lexington
2001-02	Arkansas 76, UK 64	Fayetteville
2002-03	Arkansas 70, UK 60	Lexington
2003-04	Arkansas 69, UK 58	Fayetteville
2004-05	UK 73, Arkansas 67	Lexington
2005-06	UK 79, Arkansas 50	Fayetteville
2006-07	UK 87, Arkansas 60	Lexington
2006-07	UK 72, Arkansas 57	Duluth, GA-SEC
2007-08	UK 59, Arkansas 56	Fayetteville
2008-09	UK 62, Arkansas 42	Lexington

LSU TIGERS

YEAR	RESULT	SITE
1991-92	Arkansas 74, LSU 66	Fayetteville
1992-93	Arkansas 69, LSU 66	Baton Rouge
1993-94	LSU 75, Arkansas 64	Fayetteville
1994-95	Arkansas 82, LSU 72	Baton Rouge
1995-96	Arkansas 73, LSU 72	Baton Rouge
1995-96	Arkansas 74, LSU 65	Fayetteville
1995-96	LSU 91, Arkansas 63	Amarillo, TX
1996-97	LSU 79, Arkansas 72	Baton Rouge
1996-97	LSU 76, Arkansas 66	Fayetteville
1997-98	Arkansas 81, LSU 66	Fayetteville
1997-98	LSU 77, Arkansas 55	Baton Rouge
1998-99	LSU 85, Arkansas 51	Baton Rouge
1998-99	Arkansas 86, LSU 61	Fayetteville
1999-00	LSU 82, Arkansas 69	Fayetteville
1999-00	LSU 68, Arkansas 51	Baton Rouge
2000-01	LSU 61, Arkansas 54	Baton Rouge
2000-01	LSU 62, Arkansas 58	Baton Rouge
2001-02	LSU 65, Arkansas 55	Baton Rouge
2001-02	Arkansas 80, LSU 71	Fayetteville
2002-03	Arkansas 82, LSU 72	Fayetteville
2002-03	LSU 70, Arkansas 57	Baton Rouge
2002-03	LSU 78, Arkansas 72	NLR-SEC
2003-04	LSU 73, Arkansas 65	Fayetteville
2003-04	LSU 92, Arkansas 65	Baton Rouge
2004-05	LSU 91, Arkansas 45	Baton Rouge
2004-05	LSU 90, Arkansas 64	Fayetteville
2005-06	LSU 93, Arkansas 59	Fayetteville
2005-06	LSU 64, Arkansas 42	Baton Rouge
2006-07	LSU 70, Arkansas 53	Baton Rouge
2006-07	LSU 86, Arkansas 65	Fayetteville
2007-08	LSU 76, Arkansas 54	Fayetteville
2007-08	LSU 74, Arkansas 57	Baton Rouge
2008-09	LSU62, Arkansas 42	Fayetteville
2008-09	LSU68, Arkansas 53	Baton Rouge

OLE MISS LADY REBELS

YEAR	RESULT	SITE
1985-86	UM 76, Arkansas 61	Oxford
1987-88	UM 88, Arkansas 72	Pine Bluff
1988-89	UM 75, Arkansas 63	Oxford
1990-91	Arkansas 79, UM 70	Fayetteville
1991-92	UM 66, Arkansas 65	Oxford
1992-93	Arkansas 73, UM 72	Fayetteville
1993-94	UM 56, Arkansas 54	Oxford
1994-95	UM 75, Arkansas 74	Fayetteville
1995-96	UM 73, Arkansas 62	Oxford
1995-96	UM 76, Arkansas 73	Chattanooga-SEC
1996-97	Arkansas 71, UM 62	Fayetteville
1997-98	UM 68, Arkansas 50	Oxford
1998-99	UM 80, Arkansas 73	Fayetteville
1999-00	UM 78, Arkansas 63	Oxford
2000-01	Arkansas 82, UM 64	Fayetteville
2001-02	UM 81, Arkansas 46	Oxford
2001-02	Arkansas 78, UM 60	Nashville-SEC
2002-03	Arkansas 62, UM 60	Fayetteville
2003-04	Arkansas 67, UM 61	Fayetteville
2003-04	UM 84, Arkansas 73	Oxford
2004-05	UM 85, Arkansas 73	Oxford
2004-05	UM 75, Arkansas 52	Fayetteville
2005-06	UM 85, Arkansas 78	Oxford
2005-06	UM 94, Arkansas 64	Oxford
2006-07	UM 90, Arkansas 87 (OT)	N. Little Rock-SEC
2007-08	UM 63, Arkansas 55	Fayetteville
2008-09	Arkansas 70, UM 59	Oxford
2008-09	UM 65, Arkansas 60	Fayetteville

MISSISSIPPI STATE BULLDOGS

YEAR	RESULT	SITE
1991-92	MSU 76, Arkansas 56	Starkville
1992-93	Arkansas 80, MSU 51	Fayetteville
1993-94	Arkansas 67, MSU 61	Starkville
1994-95	Arkansas 86, MSU 63	Fayetteville
1995-96	MSU 77, Arkansas 67	Starkville
1996-97	Arkansas 84, MSU 67	Fayetteville
1997-98	Arkansas 80, MSU 73	Starkville
1997-98	Arkansas 89, MSU 70	Fayetteville
1998-99	Arkansas 85, MSU 58	Fayetteville
1998-99	MSU 81, Arkansas 60	Starkville
1998-99	MSU 79, Arkansas 70	Chattanooga-SEC
1999-00	MSU 69, Arkansas 56	Starkville
2000-01	Arkansas 72, MSU 45	Fayetteville
2000-01	Arkansas 94, MSU 76	Memphis-SEC
2001-02	MSU 85, Arkansas 82 (OT)	Starkville
2002-03	MSU 72, Arkansas 59	Fayetteville
2003-04	MSU 57, Arkansas 55	Starkville
2003-04	MSU 79, Arkansas 74	Nashville-SEC
2004-05	Arkansas 83, MSU 71	Fayetteville
2004-05	Arkansas 80, MSU 73	Greenville-SEC
2005-06	Arkansas 66, MSU 45	Starkville
2005-06	Arkansas 60, MSU 58	Fayetteville
2006-07	MSU 81, Arkansas 73	Fayetteville
2006-07	MSU 80, Arkansas 75	Starkville
2007-08	Arkansas 56, MSU 42	Fayetteville
2008-09	Arkansas 65, MSU 62	Starkville

SOUTH CAROLINA GAMECOCKS

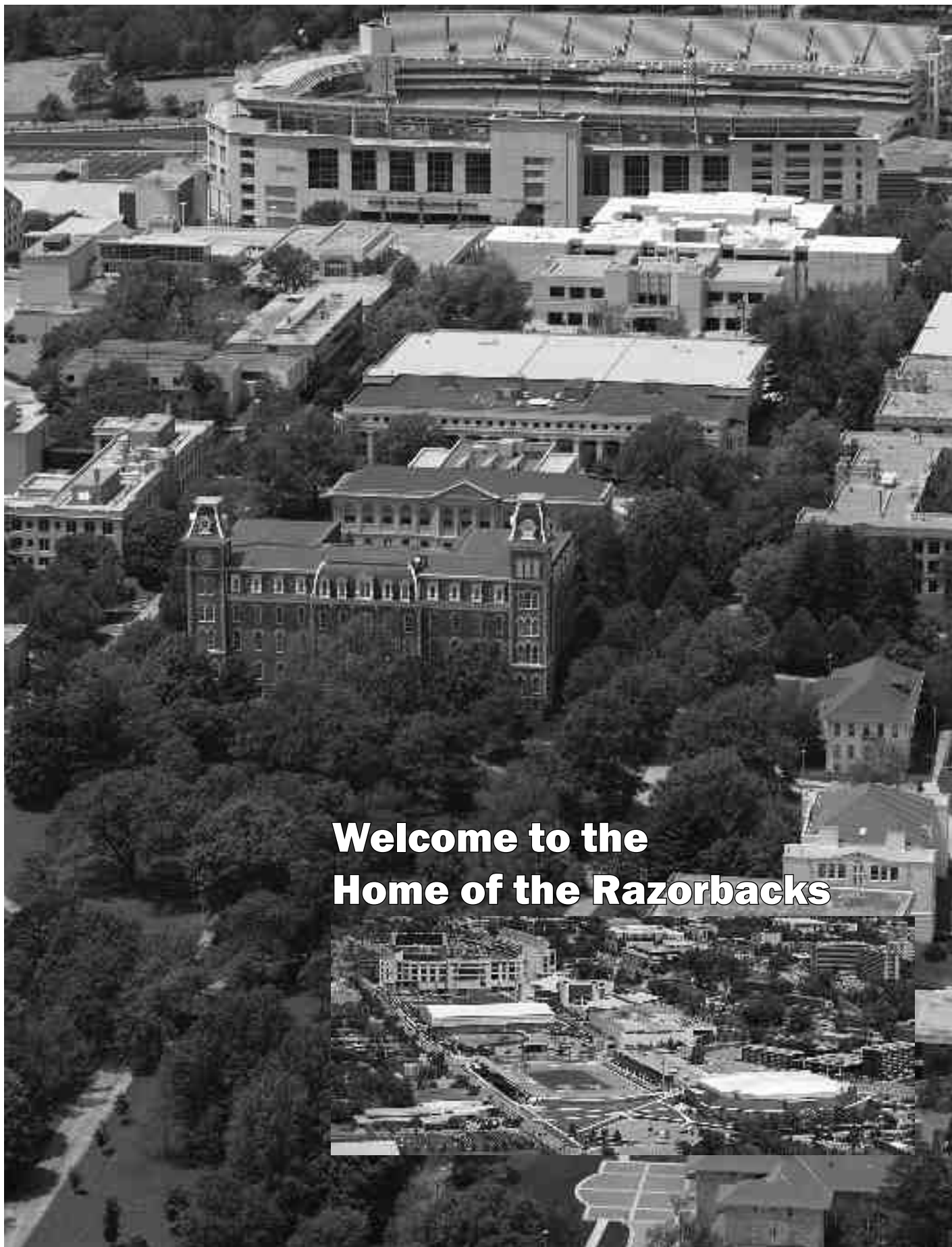
YEAR	RESULT	SITE
1991-92	Arkansas 58, SC 51	Fayetteville
1992-93	SC 76, Arkansas 51	Columbia
1993-94	Arkansas 87, SC 77	Fayetteville
1994-95	Arkansas 63, SC 62	Columbia
1994-95	Arkansas 80, SC 70	Chatt-SEC
1995-96	Arkansas 66, SC 58	Fayetteville
1996-97	Arkansas 82, SC 71	Columbia
1997-98	Arkansas 86, SC 67	Fayetteville
1998-99	Arkansas 88, SC 80	Columbia
1999-00	Arkansas 87, SC 79	Fayetteville
2000-01	SC 66, Arkansas 49	Columbia
2001-02	SC 91, Arkansas 66	Columbia
2001-02	Arkansas 74, SC 46	Fayetteville
2001-02	Arkansas 79, SC 61	Nash-SEC
2002-03	Arkansas 67, SC 58	Fayetteville
2002-03	SC 83, Arkansas 59	Columbia
2003-04	SC 66, Arkansas 52	Columbia
2004-05	Arkansas 61, SC 49	Fayetteville
2005-06	SC 61, Arkansas 52	Columbia
2006-07	SC 74, Arkansas 69	Fayetteville
2007-08	SC 59, Arkansas 50	Columbia
2008-09	Arkansas 58, SC 54	Fayetteville

TENNESSEE LADY VOLS

YEAR	RESULT	SITE
1991-92	UT 105, Arkansas 59	Knoxville
1992-93	UT 72, Arkansas 55	Fayetteville
1993-94	UT 89, Arkansas 67	Knoxville
1994-95	UT 87, Arkansas 67	Fayetteville
1995-96	UT 78, Arkansas 66	Knoxville
1996-97	Arkansas 77, UT 75	Fayetteville
1997-98	UT 88, Arkansas 58	Knoxville
1997-98	UT 86, Arkansas 58	Kansas City
1998-99	UT 82, Arkansas 62	Fayetteville
1999-00	UT 79, Arkansas 69	Knoxville
2000-01	UT 76, Arkansas 61	Fayetteville
2001-02	UT 93, Arkansas 65	Knoxville
2002-03	UT 92, Arkansas 79	Fayetteville
2003-04	UT 83, Arkansas 44	Knoxville
2003-04	UT 93, Arkansas 71	Fayetteville
2004-05	UT 72, Arkansas 54	Knoxville
2004-05	UT 84, Arkansas 71	Fayetteville
2005-06	UT 77, Arkansas 37	Knoxville
2006-07	UT 75, Arkansas 68 (OT)	Fayetteville
2007-08	UT 98, Arkansas 55	Knoxville
2008-09	UT 76, Arkansas 67	Fayetteville

VANDERBILT COMMODORES

YEAR	RESULT	SITE
1991-92	Vandy 79, Arkansas 75	Nashville
1992-93	Vandy 80, Arkansas 59	Fayetteville
1993-94	Vandy 67, Arkansas 58	Nashville
1994-95	Arkansas 73, Vandy 71 (OT)	Fayetteville
1995-96	Vandy 65, Arkansas 60	Fayetteville
1996-97	Vandy 77, Arkansas 68	Nashville
1997-98	Vandy 85, Arkansas 80 (OT)	Fayetteville
1998-99	Vandy 73, Arkansas 57	Nashville
1999-00	Arkansas 61, Vandy 52	Fayetteville
2000-01	Arkansas 68, Vandy 64	Nashville
2001-02	Arkansas 67, Vandy 57	Fayetteville
2001-02	Vandy 81, Arkansas 78	Nash-SEC
2002-03	Vandy 76, Arkansas 59	Nashville
2003-04	Vandy 74, Arkansas 69	Fayetteville
2004-05	Vandy 78, Arkansas 43	Nashville
2004-05	Vandy 79, Arkansas 60	Greenville-SEC
2005-06	Arkansas 51, Vandy 50 (OT)	Fayetteville
2005-06	Vandy 64, Arkansas 59	Nashville
2006-07	Vandy 98, Arkansas 61	Nashville
2006-07	Vandy 61, Arkansas 34	Fayetteville
2007-08	Vandy 63, Arkansas 50	Fayetteville
2008-09	Vandy 72, Ark. 61 (OT)	Nashville



**Welcome to the
Home of the Razorbacks**

The University of **ARKANSAS**

The University of Arkansas is one of America's leading land-grant universities, and despite tough economic times nationwide Chancellor G. David Gearhart is optimistic: "There has never been a better time to be a student at the University of Arkansas."

The students and faculty have never been more academically accomplished, the university's facilities have never been more sophisticated, the research done on campus has never been more innovative. The more than 19,000 students have satisfied the highest academic standards in the university's history, while also being the most diverse student body ever on campus.

The 2009-10 academic year will be very challenging for everyone in higher education, especially students and their families, but the University of Arkansas is in a strong position to meet those challenges. The University avoided increasing student tuition for the first time in 24 years, thanks to careful budgeting and generous financial support from the state of Arkansas, alumni and university donors, as well as from the Department of Athletics. Chancellor Gearhart has also placed a priority on providing more scholarship support for students who are struggling to afford a university education.

The University of Arkansas, as a land-grant university, strives to fulfill a three-fold mission of teaching, research and service. The Fayetteville campus also serves as the flagship institution of the University of Arkansas system, which includes branch universities and the University of Arkansas for Medical Sciences. The University of Arkansas, as lead campus, serves as the state's major center of professional education, as the state's main source of theoretical and applied research and as a major engine for economic growth.

We Prepare Students to Succeed

At the University of Arkansas, we strive for excellence in everything we do, and we achieve it with nationally ranked academic programs as well as with our athletic teams. Here, successful students will join with other graduates to succeed as business executives, scientists, engineers, teachers, writers and Olympians.

Arkansas' true success is measured by its students. In the past 10 years, Arkansas has brought home more than its share of the nation's most prestigious undergraduate awards. In 2001-2002 the University of Arkansas was the only public or private institution in the country to have Rhodes, Marshall, Goldwater, Udall, NSF and James Madison recipients in the same academic year. The university continues each year to add to the overall total of highly competitive post-graduate awards won by Arkansas students. Walk through campus on Senior Walk. It features the names of all our graduates -- more than 120,000 of them. You will immediately feel connected to the pride, quality and tradition that go with an Arkansas degree.

World-Class Faculty

At Arkansas, excellence begins in the classrooms and laboratories. Faculty members value research and the creation of knowledge, knowing that investigating the unknown translates into first-rate teaching. They publish nearly 100 books each year, participate in conferences around the world, file patents for their innovative projects and win prestigious honors and awards.

World-Class Facilities

Over \$700 million in construction projects were completed on campus in the past decade, are now under construction or are in the planning stages. These include plans to upgrade or renovate several of our historic buildings. The university is also engaged in an ambitious program to improve the energy efficiency of 35 of our buildings, in an on-going effort to create a sustainable campus.

Old Main

One of the original buildings of Arkansas' campus, Old Main symbolizes the strong connection to the past and the focus upon the future which come together in the present at the University of Arkansas. Completed in 1876, Old Main stood the test of time until the mid-1980s when age and modern building codes threatened to send it to the wrecking ball as it did its sister building at the University of Illinois. A major fund-raising campaign by alumni totally renovated Old Main. Reopening in 1992, the building maintains the feel of a Victorian-era building with high ceilings and elaborate wooden trim. Just below the surface of the period hardwood floors, Old Main is hard-wired to the internet and built to last well into its second century.

Even with renovation, Old Main remained unfinished until 2006. One of the gifts during the Campaign for the Twenty-First Century specified the installation of a clock, originally planned for the blank faces of the south tower.

As mentioned, Old Main was built from shared plans with its counterpart on the Illinois campus, with one important difference. The north tower of Arkansas' Old Main is taller than the south tower. Legend says this was symbolic of the Civil War as the lead engineer was a northern veteran.



The link to the past . . .

. . . that lives on today

Senior Walk

The University of Arkansas is proud to be the last university in the nation maintaining what once was a common tradition of etching its graduates' names into the campus sidewalks. The 100,000th graduate's name went down in cement during the 1990s. Senior Walk stretches over five miles of campus sidewalks. The story of Senior Walk is a perfect example of how the University of Arkansas brings its commitment to the past together with innovations for the future. When the costs involved in hand-etching names into concrete forced numerous other universities to give up, the University of Arkansas turned to its physical plant and engineering school grads to create a one-of-a-kind computerized sandblasting machine -- the SandHog. Each summer, the SandHog roars across the front lawn of Old Main, etching the names of graduates into sidewalks.

J. William Fulbright College of Arts and Sciences

The J. William Fulbright College of Arts and Sciences is named after former University President and U.S. Senator J. William Fulbright. The College, which includes the School of Social Work, offers degrees in the liberal arts, which span everything from ancient



Egyptian dynasties to the latest discoveries in nanotechnology. Fulbright College students uncovered the world's largest nautiloid fossil, an eight-foot specimen that lived 325 mil-

lion years ago and was found buried in a culvert near Fayetteville.

Our graduates are known throughout the world. We can thank alumnus Robert Maurer for the revolution in communications made possible by his invention of fiber optic cable. The College consists of 19 departments in the arts, sciences, humanities, and social sciences. Our flourishing honors program is built on the continuing success of our students. They regularly win competitive national awards, such as Marshall Scholarships, Barry Goldwater Scholarships, and NSF Fellowships. The College offers the premier Sturgis Fellowship for undergraduates.



World-Class Support

Investment in the future is critical, and the unprecedented Campaign for the Twenty-First Century that concluded in 2006 resulted in a billion dollar infusion of gifts to the University of Arkansas. The effort included the largest single gift to a U.S. public university in the history of American philanthropy: a \$300 million gift from the Walton Family Charitable Trust. Primary among the programs created by the Walton gift was the designation of \$200 million toward the establishment of the Honors College.

That kind of commitment from the state and the region is not uncommon. It was the effort of the city of Fayetteville and Washington County in submitting the highest bid to



the state in the 1870s that resulted in the University of Arkansas opening its doors here on Jan. 22, 1872.

Broad range of degrees

At Arkansas, students can major in one of over 120 undergraduate disciplines, many of which prepare them for entry into graduate studies ranging from law to medicine.

Nine Colleges and Schools: One University

The University has five colleges and four schools to provide a wide range of majors, from agricultural business to biological engineering, from architecture to nursing, from transportation and logistics to international relations, all taught by nationally acclaimed faculty.

A program in nanoscience that combines students and faculty in physics and engineering has made the university the leader in production of nanomaterials for universities across the country.

No matter what students choose to study the University of Arkansas has the programs, the faculty and the facilities to prepare them for the careers they want in the future.



Sam M. Walton College of Business

The Sam M. Walton College of Business is ranked among the top 25 public business schools in the United States. Named in honor of the world's most successful retailer and his family's generous 1998 gift of \$50 million, the Walton College is Arkansas' flagship business school. The college offers two bachelor's degrees in six disciplines: accounting, economics, finance, information systems, manage-

THIS IS ARKANSAS



ment, and marketing and logistics, as well as five master's degrees, including the MBA, and two Ph.D. programs. In 2003, the Walton College introduced an innovative new business curriculum that integrates the business disciplines and better prepares its student for jobs. By connecting these disciplines, students see the big picture of a business. The college seeks to provide each student with experiences in and out of the classroom that simulate actual business so they are prepared for real-world and global opportunities. Established in 1926, the Walton College has been accredited by the AACSB International since 1931.



College of Engineering

You're competitive. You like a challenge. You like being part of a team. If this sounds like you, then check out the College of Engineering at the University of Arkansas.

Why choose engineering? It's a broad, flexible field full of diverse options. You can

choose to work in a corporation, pursue entrepreneurial research or apply your engineering background to a career in law, medicine or business. Whichever career path you choose, your engineering degree will prepare you to analyze situations and solve problems. You'll also be highly employable. According to the American Society for Engineering Education,



starting salaries for engineers' average around \$50,000.

Why choose the College of Engineering at the University of Arkansas? We're the only comprehensive engineering program in the state that offers undergraduate, graduate and doctoral degrees in seven different disciplines. We're also ABET-accredited, which means that your degree is recognized and respected by industry and academia.

Our low undergraduate student-to-faculty ratio (16 to 1) results in plenty of one-on-one coaching opportunities. Even as an undergrad, you'll work elbow to elbow with nationally and internationally recognized faculty and researchers.

Incoming freshmen benefit from the support of our Freshman Engineering Program. This program provides proactive support to students through orientation, peer mentoring, tutoring and supplemental instruction,



academic advising, basic career advising, and academic skills development.

The 2,300 students, 15,650 alumni and 200 faculty and staff members are passionately pursuing our goal of becoming and being perceived as one of the top-tier graduate and undergraduate engineering programs in the United States. We'd love for you to join our team.

Dale Bumpers College of Agricultural, Food and Life Sciences

If you are interested in plants, animals, business, the natural environment or the human environment — Bumpers College has a major for you. You'll be surprised at the diversity of our majors.



Bumpers College includes the School of Human Environmental Sciences, with popular majors such as Apparel

University of Arkansas Undergraduate Areas of Study

Dale Bumpers College of Agricultural, Food and Life Sciences

Agricultural Business
Agricultural Education, Communications, & Technology
Agricultural Communications (minor)
Agricultural Education (minor)
Agricultural Systems Technology Management (minor)
Animal Science
Apparel Studies
Biological Engineering
Crop Biotechnology (minor)
Crop Management
Entomology (minor)
Environmental, Soil and Water Science
Equine Science (minor)
Food, Human Nutrition and Hospitality Food Science
General Foods and Nutrition (minor)
General Human Environmental Sciences

Global Agricultural, Food and Life Sciences (minor)

Horticulture (minor)
Horticulture, Landscape and Turf Sciences
Human Development and Family Sciences (minor)
Human Development, Family Sciences and Rural Sociology
Interior Design
Journalism (minor)
Landscape Horticulture (minor)
Pest Management (minor)
Plant Pathology (minor)
Poultry Science
Turf Management (minor)
Wildlife Habitat (minor)

Fay Jones School of Architecture

Architecture
Architectural Studies

Landscape Architecture
Landscape Arch. Studies

J. William Fulbright College of Arts and Sciences

African American Studies
American Studies
Anthropology
Arabic (minor)
Art
Art History (minor)
Asian Studies
Biology
Business
Chemistry
Classical Studies
Communication
Computer Science
Criminal Justice
Drama
Earth Science
Economics

English
European Studies
French
Gender Studies (minor)
Geography
Geology
German
Historic Preservation (minor)
History
International Relations
Japanese (minor)
Journalism
Latin American and Latino Studies
Legal Studies (minor)
Mathematics
Medieval and Renaissance Studies (minor)
Middle East Studies
Music
Philosophy
Physics
Political Science
Pre-Dentistry

Pre-Education
Pre-Law
Pre-Medicine
Psychology
Religious Studies (minor)
Russian Studies
Social Work
Sociology
Spanish
Statistics (minor)

Sam M. Walton College of Business

Accounting
Business Economics
Enterprise Resource Planning (minor)
Finance
Financial Economics (minor)
Information Systems
International Business
Management
Marketing

Transportation (minor)
Transportation and Logistics

College of Education and Health Professions

Childhood Education
Communication Disorders
Elementary Education
Health Science
Human Resource Development
Kinesiology
Nursing
Recreation

College of Engineering

Biological Engineering
Chemical Engineering
Civil Engineering
Computer Engineering
Electrical Engineering
Industrial Engineering
Mechanical Engineering

Studies; Human Nutrition, Hospitality and Restaurant Management; Interior Design; Human Development, Family Sciences and Rural Sociology; and General Human Environmental Sciences. Our Equine Program attracts students from many different majors. A Pre-Vet option is offered in both Poultry Science and Animal Science. Other popular majors are Agricultural Business; Environmental, Soil and Water Science; Food Science; Horticulture, Landscape and Turf Sciences; Crop Management; and Agricultural Education, Communication and Technology. Our Honors Program and Global Studies Program provide opportunities for students to spread their wings. Students come first in Bumpers College, which provides a family-like atmosphere.



College of Education and Health Professions

The College of Education and Health Professions, which includes the Eleanor Mann School of Nursing, prepares the professionals who touch people's lives every day - teachers, coaches, nurses, speech pathologists, counselors, school administrators and specialists in health science, exercise and recreation. The college's mission is to enhance the quality of life of the people of Arkansas, the nation and the world through the development of scholar-practitioners in education, health and human services.

Our students are involved in the community in many ways, including educating elementary children about health care at fairs sponsored by the Eleanor Mann School of Nursing and working as classroom teaching interns in local school districts.

Students enjoy hands-on learning in such partnerships with school districts and through research with faculty members. Research includes examining school reforms, studying treatment methods to reduce hospital stays for chronic diseases and learning about language acquisition by children.

Faye Jones School of Architecture

The Fay Jones School of Architecture, named for one of the foremost architects of the 20th century, enjoys a national reputation for producing outstanding designers who are well prepared for professional practice in architecture and landscape architecture. Fay Jones was a member of the School's first graduating class and later served on the faculty and as the school's first dean. He received

the AIA Gold Medal in 1990 at a White House ceremony; in 2000 the AIA ranked his Thorncrown Chapel in Eureka Springs as the fourth-best building by an American architect in the twentieth century.

Current faculty members continue to win national and international acclaim for their work. Students gain hands-on experience at the school's community design center, which has won numerous national and international design and teaching awards, and Garvan Woodland Gardens, the school's woodland botanical garden in Hot Springs. International study programs in Rome, Mexico City, and summer field studies in Europe also expand our students' perspective.



Honors College

One of the major benefits of the \$300 million Walton gift was the dedication of \$200 million for the Honors College to fund undergraduate University of Arkansas Honors College fellowships (\$50,000 for four years), to establish special study abroad and undergraduate research opportunities, and to support outstanding faculty in their research and honors teaching efforts.

The Honors College serves all undergraduate majors. Honors students enjoy small classes, priority registration, special housing, increased interaction with faculty, and enhanced opportunities for hands-on research.

Within the college, the Scholarship Office and the Office of Post-Graduate Fellowships provide additional services. Promising high school seniors are assisted with their applications for the many available Sturgis, Bodenhamer, Boyer, and University of Arkansas Honors College fellowships, as well as Chancellor's and University scholarships.



Fulbright Peace Fountain

Honoring J. William Fulbright, the 41-foot fountain is the heart of a main plaza behind Old Main. A bronze statue of the former UA president and world-renowned U.S. Senator stands facing the fountain. Inset, former President Bill Clinton speaks at the dedication of the statue.

School of Law

Named by U.S. News and World Report among the "most diverse" law schools in America, the School of Law builds on more than 80 years of tradition and alumni success to promote professionalism, civility and leadership. Our students follow a rigorous course of study that prepares them for success in law practice, business, public service and more. Whether pursuing a J.D. or an LL.M. in the nation's only agricultural law program, students have the opportunity to expand and refine their lawyering skills - and to serve their community and state - through the Legal Clinic, an active and effective pro bono program and various skills courses. Students also may participate in the publication of one of three law journals - Arkansas Law Review, Journal of Food Law & Policy and Journal of Islamic Law & Culture. The law school's outstanding faculty not only nurtures and challenges our students, but is committed to research and outreach. A recently completed expansion of the law center includes a state-of-the-art courtroom and classrooms, two-story entrance hall, reading room, conference room and coffee shop, making it one of the most striking buildings on campus and a popular gathering place for the university community.



Dr. G. David Gearhart, Chancellor

Dr. G. David Gearhart became the fifth chancellor of the University of Arkansas on July 1, 2008, following 10 years of service to the university in his capacity as vice chancellor for university advancement. During that decade leading up to his appointment as the campus' chief executive, he was the architect of the Campaign for the Twenty-First Century – the largest, most successful capital campaign in Arkansas history, which raised more than \$1 billion for academic programs and increased the endowment from \$119 million to almost \$900 million.

A native of Fayetteville, Ark., Chancellor Gearhart was born and raised in the shadow of Old Main. An alumnus of the university whose name is twice inscribed on Senior Walk for the law degree (J.D.) and doctor of education degree (Ed.D.) he earned, Gearhart feels that his entire adult life has prepared him for this singular honor and challenge.

"I believe the ultimate success of the University of Arkansas will be measured to a large extent on how it demonstrates its usefulness to society," Gearhart says. "Of all of the rich contributions that America has bestowed on the world, American higher education is among the most important. Our colleges and universities have become, perhaps, the most vital expression of the American political and social philosophy."

The path that would lead him back to his alma mater began in 1976, when Gearhart became assistant to the president at Westminster College in Fulton, Mo., where he received his baccalaureate two years earlier. In 1977, he was appointed the director of development at Westminster and led fundraising efforts for The Winston Churchill Memorial and Library. Thus was launched a nationally respected career in university advancement.



In 1978, he returned to his native state to become vice president for development at Hendrix College. After four years at Hendrix, Gearhart returned home for the first time when he was selected to be the director of development at the University of Arkansas. In this role, he spearheaded the Campaign for Books, which added more than 100,000 volumes to the University of Arkansas Library.

In 1985, Gearhart took another career leap in being appointed vice president for development and university relations at The Pennsylvania State University. Three years later, he was promoted to senior vice president, responsible for the external relations programs for 23 campuses statewide. While at Penn State, he launched a major capital campaign, which raised in excess of \$352 million. Total private gifts to

Penn State during his 11 years at the university surpassed \$950 million, and Gearhart's division was cited three times by the Council for Advancement and Support of Education (CASE) with its grand gold medal, awarded to the nation's top advancement program.

In 1995, Gearhart joined the international consulting firm of Grenzebach, Glier, and Associates as senior vice president and managing director, but stayed closely connected to advancing the mission of higher education. The Chicago-based philanthropic management firm has hundreds of clients in the United States, Canada and Europe, and fundraising goals in excess of \$40 billion. Clients managed by Gearhart included nearly two dozen non-profit organizations, colleges and universities, among them American University, Brigham Young University, Rutgers University, University of Alabama, University of Connecticut, University of Miami (Fla.), University of Pittsburgh and University of Washington.

In 1998 Gearhart once again returned to his native state as vice chancellor for university advancement at the University of Arkansas. He was responsible for development, alumni relations, constituent relations, special events and university relations programs. Arguably, his most significant impact in this role was the stunningly successful Campaign for the Twenty-First Century, a billion-dollar capital campaign that concluded in June 2005 with the University of Arkansas taking its place as one of only 13 public universities at that time to have exceeded a billion dollars raised.

The centerpiece of this campaign was a \$300 million gift from the Walton Family Charitable Support Foundation, the largest gift ever made to a public university. The direct results of Gearhart's leadership in this effort included the creation of 132 new endowed faculty positions, 1,738 new student scholarship and fellowship funds, dozens of new and renovated facilities and classrooms, and growth of the overall endowment from \$119 million in 1998 to nearly \$900 million by the time he assumed the chancellorship.

In every imaginable way, the university was transformed by this campaign.

"At the University of Arkansas our ultimate purpose is to improve the human condition, to make life better for our citizens and our state and to contribute to the general welfare of our nation," says Gearhart. "Thanks in part to the Campaign for the Twenty-First Century, we've become recognized as a rising star as a major public research university in a state where higher education must play an increasingly larger role in the lives of its citizens. Working with our sister public institutions and in partnership with our own university system, we must work hard and smart to increase the college participation rate and to strengthen the quality of Arkansas' higher education. We must be seen as enthusiastic leaders in this venture, all in a time of diminished public resources nationally that will not make it easy, but a challenge that we at the university must embrace."

Gearhart was named a distinguished alumnus of his undergraduate alma mater, Westminster College, in 1992, and the same year was named a Fulbright Scholar and studied at Oxford University, Merton College in Oxford, England. In 1996, he was named an honorary alumnus of Penn



State, where he finished his doctoral coursework in higher education administration.

In addition to his responsibilities as chancellor, Gearhart is a tenured member of the faculty in the College of Education and Health Professions, holding the rank of professor. A nationally respected expert in capital campaigns, he is the author of two books, *The Capital Campaign in Higher Education and Philanthropy*, *Fund Raising and the Capital Campaign*, as well as numerous articles.

Among his current professional affiliations, Gearhart serves as vice president of the University of Arkansas Fayetteville Campus Foundation, is a member of the board of advisors for the Arkansas World Trade Center, is a member of the Northwest Arkansas Council, and is a member of the advisory board of the Pryor Center for Oral and Visual History. He also is a licensed attorney in the state of Arkansas.

Gearhart is married to the former Jane Brockmann, whom he married in 1974. They have two children: Katy, who is a graduate of Penn State University currently working as a speech pathologist; and Brock, a graduate of the University of Arkansas who is now a vice president of investments for Greenwood and Associates.

Gearhart's late father, George A. Gearhart, was publisher of the Northwest Arkansas Times in Fayetteville. His mother, Joan Gearhart Havens, lives in Fayetteville.

"I have many dreams and aspirations that I've long held for the University of Arkansas," Gearhart says, "and I look forward in the months and years ahead to sharing that vision and working with our outstanding students, faculty, staff, alumni and friends, and certainly the board of trustees, on reaching our lofty goals and realizing the full potential of our university."

Howard Brill, Faculty Athletics Representative

In his 15th year as the university's faculty representative for athletics is Howard W. Brill. A law professor at Arkansas since 1975, Brill served as the interim dean of the UA Law School during 2005-06. He previously served as a member of the Faculty Athletics Committee from 1991-94 and was on a special committee to prepare the SEC's Gender Equity Policy in the spring of 1994. He chaired Arkansas' NCAA Self-Study committee (1998) and co-chaired the second Self Study Committee (2004).

Brill is a 1965 graduate of Duke and earned his law degree at Florida in 1970. He received his Master's of law degree at Illinois in 1979. Brill has written two books on Arkansas law and has received several

awards honoring his teaching. He is licensed to practice law in Arkansas, Florida and Illinois; he is on the Professional Ethics Committee and the state Judicial Ethics Advisory Committee.

He is the Vincent Foster Professor of Legal Ethics and Professional Responsibility. Along with other courses, he teaches Baseball and the Law. He has served on the Governor's Code of Ethics Commission and as a Special Justice of the Arkansas Supreme Court.

Active in community service, Brill has served as chairman of the City of Fayetteville's Civil Service Commission, has coached youth soccer and basketball and is a Sunday School teacher. He and his wife Katherine have three children, Christian, Elizabeth and Andrew.



Student - Athlete Academic Support and Achievement



The Bogle Academic Center

There is no higher priority for the University of Arkansas Athletic Department than the academic progress of its scholar-athletes. Thanks to the generous gift of Bob and Marilyn Bogle, the home of the Razorback Athletic Department's Student-Athlete Academic Support and Achievement program is the Bob and Marilyn Bogle Academic Center. The 15,000-square foot Bogle Academic Center is located in the east side of Donald W. Reynolds Razorback Stadium. Under the overall direction of Senior Associate Athletic Director Jon Fagg, the Bogle Academic Center houses the Arkansas Razorbacks Academic Support Program, the Razorback Office of Student Life and the Career Development Program.

Associate Athletic Director for Student-Athlete Support Services Melissa Harwood-Rom oversees the staff of professionals dedicated to directing student-athletes to reach their personal academic goals, and to do so in ways that balance their academic, athletic and personal lives.



2009 senior Ayana Brereton (left) and sophomore Lyndsay Harris (right) represent both ends of the academic spectrum for the Razorbacks. Brereton was one of three players on the SEC Academic Honor Roll while newcomer Harris was picked for the SEC Freshman Academic Honor Roll.



Student-Athlete Academic Support and Achievement Services

The Mission Statement for the Razorback Student-Athlete Academic Support and Achievement division -- SAASA -- speaks for itself, but the improvements and achievements of the Razorbacks over the past academic year are what is most important.

At Arkansas, academic services are not just good grades and eligibility. Along with 18 of 19 teams exceeding the NCAA standard for APR, Razorbacks earned some of the highest conference and national academic honors in the 2008-09 year including a pair of Southeastern Conference Scholar-Athletes of the Year

It is also not about honoring the "A" student. Arkansas Athletics is committed to every single athlete improving his or her academic performance every semester, working to achieve academic "personal bests" with each class just the same as we would expect our athletes to hit personal records in competition.



Melissa Harwood-Rom

Associate Athletic Director
for Student-Athlete Support Services

STUDENT-ATHLETE ACADEMIC SUPPORT AND ACHIEVEMENT MISSION STATEMENT

The primary focus of the Razorback Student-Athlete Academic Support and Achievement Program is to provide the student-athlete with the opportunity to develop the skills necessary to be a success in college and in life. This is accomplished through superior academic counseling, life skills training and preparation to enter the job market upon graduation.



University of Arkansas Academic Game Plan for Graduation

Student-athletes are expected to meet specific academic criteria in order to maintain eligibility. This is easily achieved by following the Academic Game Plan created by the Student-Athlete Academic Support and Achievement team.

The SAASA designs programs and sets specific goals to help student-athletes achieve academic success. An example of a key goal is the successful completion of 30 hours of coursework during each academic year. By maintaining this course load, Razorback athletes not only stay on track to graduate in four years, but easily meet eligibility requirements set by the NCAA.



Study Hall and Tutors

A quiet setting for uninterrupted study, the Bogle Academic Center provides three types of study hall space. The computer lab (above) has over 30 stations for individual computer-based study. An open study hall is available for group or individual study, and monitored by staff members of the SAASA. There are 17 individual study carrels that provide space for tutors to meet with student-athletes for individual instruction in specific subjects.



Each Razorback team sets its own criteria for study hall attendance. The use of tutors is a key element for academic success, allowing for individualized assistance and for reaching academic excellence in advanced subjects.

Honors and Awards

Academic Excellence Program

Recognition for Razorback athletes who exceed a 3.0 GPA each fall and spring semester.

Academic Champions

Razorbacks who scored perfect 4.0 grades for the semester

Athletic Director's List

Razorbacks with grades from 3.50 to 3.99

Athletic Department Honor Roll

Razorbacks with grades from 3.00 to 3.49

Lon Farrell Award

Presented to the graduating Razorback athlete each spring semester with the highest cumulative GPA.

Brandon Burlsworth Award

Voted on by the university faculty as the outstanding former non-scholarship student-athlete.

Hard Working Hog

Recognizing achievement of new personal academic bests each semester.

SEC Academic Honor Roll

Earning a 3.0 GPA or above for two consecutive semesters or cumulative 3.00 GPA.



Two of Arkansas' junior class members, Brittney Richardson (left) and Ashlea Williams (right), were named to the Southeastern Conference Academic Honor Roll. Both were also members of the Razorback Athletic Department Academic Excellence Honor Rolls.



Athletic Department Academic Champions

Spring 2009

Nanar Airpetian, women's tennis, international business; Jessica Bachkora, softball, kinesiology; Gina Bargiachi, swim/dive, art; Lane Boyer, men's track, geology; Stephanie Carr, swim/dive, recreation; Jessica Clark, swim/dive, nursing; Tara Diebold, women's track, comm. disorders; Megan Fawley, soccer, elem education; Hillary Freeman, softball, communication; Erin Gray, women's track, biology; Sarah Howard, swim/dive, journalism; Summer Jackson, swim/dive, political science; Sarah Landau, women's track, communication; Lisa Lunkenheimer, swim/dive, kinesiology; Scott Limbocker, baseball, political science; James McCann, baseball, kinesiology; Aurelija Miseviciute, women's tennis, economics; Kat Moffett, soccer, journalism; Erin Moskos, soccer, kinesiology; Erin Neumann, swim/dive, comm. disorders; Lucy Nunn, women's golf, kinesiology; Madison Palmer, swim/dive, recreation; Chase Philpot, football, engineering; Mackenzie Rhea, volleyball, biology; Genny Salvatore, gym, art; Angela Scott, women's track, Management; Mitchell Scott, men's track, journalism; Rachel Smith, soccer, apparel studies; Sandra Smith, softball, kinesiology; James Strang, men's track, English; Katie Stripling, women's track, kinesiology; Blake Strode, men's tennis, economics.

Fall 2008

Nanar Airpetian, tennis, international business; Jessica Bachkora, softball, kinesiology; Gina Bargiachi, swim/dive, art; Samantha Bolton, soccer, nursing; Jackie Booker, soccer, kinesiology; Stephanie Carr, swim/dive, journalism; Jessie Clark, swim/dive, nursing; Tara Diebold, track, comm. disorders; Megan Fawley, soccer, elem. education; Hillary Freeman, softball, communication; Sarah Gwisdala, soccer, marketing; Rachel Hawryluk, soccer, English; Sarah Howard, swim/dive, journalism; Amie Hubbard, softball, elem. education; Kayla Johnson, softball, psychology; Luke Laird, track, Horticulture; Sarah Landau, track, Communication; Scott Limbocker, baseball, political science; Lisa Lukenheimer, swim/dive, chemistry; James McCann, baseball, kinesiology; Beth McVean, soccer, kinesiology; Sam Murphy, baseball, communication; Erin Neumann, swim/dive, comm. disorders; Madison Palmer, swim/dive, recreation; Dacia Perkins, track, marketing; Leah Pierce, swim/dive, sociology; Corinna Rees, golf, political science; Mackenzie Rhea, volleyball, undeclared; Genny Salvatore, gym, art, Lance Thompson, football, exercise science; Rachel Smith, soccer, apparel studies; Blake Strode, tennis, economics; Anouk Tigu, tennis, business.

Class Attendance

The University of Arkansas Razorback Athletic Department has an overall student-athlete class attendance policy. Student-Athletes Academic Support and Achievement assists with the enforcement of this policy through regular checks on class attendance. If traveling with a team, student-athletes notify instructors early in each semester regarding assignments or exams.

Student Life

The social and personal development of student-athletes is as important to the University of Arkansas as the academic and athletic achievement. The Office of Student Life focuses on the personal development and community service components of the NCAA CHAMPS/LifeSkills program. Training is provided in a variety of areas including financial planning, drug and alcohol education, time management, study skills and developing community service activities.

Career Development

The purpose of the Career Development Program is to assist student-athletes in making a smooth transition from the University of Arkansas into the workplace. This process begins during the freshman year with a one-hour course on career options.

Workshops are held to provide student-athletes training in resume writing, interviewing skills and etiquette. Individual assistance with locating summer internships and job placement gives student-athletes a head start into their chosen careers.

Arkansas Razorbacks in the Community

Community service is a vital part of the educational process for any college student, and Razorback athletes took the lead in 2008-09 by registering a record number of hours of community service work.

The often reported bad news in college sports sometimes masks the overwhelming good things done by the vast majority of student-athletes.

Among the programs that built the more than 2,500 volunteer hours performed in the past academic year:

Participation in the campus-wide clean-up after the disastrous ice storm of the winter of 2009.

Going out to area elementary schools to support the Book Hogs reading program and the Sweat Haws physical education awareness program.

Individual team projects ranging from volunteering at the Fayetteville Public Library, working with Habitat for Humanity, assisting with area shelters or helping the local youth programs like the Scouts.

The quiet efforts of our 19 Razorback teams have a long-lasting impact on the youth of our state. The incredible positive benefit of the time spent by the Razorbacks helping the community pays tremendous dividends, not only for the University of Arkansas, but for the entire state.

And while we focus here on the positive benefits for the fresh young faces who receive an autograph or a kind word of encouragement from a Razorback, we know that there is a considerable impact upon our student-athletes, our future leaders. The opportunity to give back impresses upon them that no matter their personal circumstances when they arrived in Fayetteville, they have a chance to not only improve their lives, but touch the lives of others.



For the second year, Razorback athletes turned out to support Lift Up America. Football player Elton Ford (above) helps load a vehicle for one of the regional charities benefiting from the gift of food



from Tyson Foods. At left, the 89 athletes from almost every Razorback team assisted in the project to combat hunger in the area.

+2,500

Community Service Hours Performed by Razorback Student-Athletes in 2008-09



The members of the Razorback SAAC participated in the Southeastern Conference's "Yes We CAN" drive to collect canned food items for regional food banks. Working over two weekends and incorporating home events at football, soccer and volleyball, the SAAC members gathered 10,000 pounds of non-perishable food items. In addition, the SAAC coordinated Razorback student-athletes volunteering as celebrity sackers at Fayetteville area grocery stores to raise awareness and collect more food items.



One of the largest department outreach programs is Book Hogs, an elementary school reading program that takes Razorback athletes into area schools for assemblies to emphasize the power of reading. Several athletes reached out to inspire future Razorbacks with their stories of the importance of reading and studying at 13 elementary schools in the area. Above left, Michael Smith and D.J. Williams speak to more than 400 children at a local Fayetteville elementary school for a Book Hogs rally.



Football player Nick Brewer shares some putt-putt time with a young fan as a part of Make a Difference Day. Razorback athletes from all sports participated in various community service activities across the city of Fayetteville. At right, Jermaine Love works with children at the Fayetteville Public Library in the youth section.



Arkansas Razorbacks: Athletes & Graduates



Kattie Shepherd Allen
(BA, 1995)
NCAA Woman of the Year
for the State of Arkansas
Currently working on her
medical residency at
the Mayo Clinic
SEC 75th Anniversary
Stories of Character Honoree




"I am always proud of my degree from the University of Arkansas. I had the good fortune to go to on to UAMS in Little Rock to train in surgery after Fayetteville. When I left Little Rock to study at Cornell in New York, I was very pleased to find that my education and training at the University of Arkansas was equal to that of my colleagues from Ivy League schools. My time as a Razorback was my most life-shaping experience, and I have always been proud of how I was trained and what I learned at the University of Arkansas."

Jim Counce, M.D. (BA, 1978)
Member of 1978 Final Four Team
Cardiothoracic Surgeon



Mike Conley
(BA, 1985)

1992 Olympic Gold Medalist
Former World Record Holder
USAT&F Hall of Fame Member
Former Executive Director
Elite Athlete Programs
for USA Track & Field
Executive Director,
World Sport Chicago,
Organization leading the
Chicago 2016 Olympic bid



Members of the
Razorback Athletics
Class of 2009
celebrate at the
annual Graduate's
Reception in the
Raymond Miller
Room



Caleb Miller (BA, 1995)
Three-year starter for Razorbacks
Crip Hall and Harold Horton
awards at Arkansas
Third-round draft pick
for the Cincinnati Bengals

Who Else Graduates from the University of Arkansas?

Here's a short list of some of our numerous notable graduates:

- Steve Atwater** (BSBA '88), Two-time Super Bowl participant with the Denver Broncos
- Regina Blakely** (BA '81, JD '85), Former CBS News Reporter
- George W. Haley** (LLB '52), U.S. Ambassador to Gambia, brother of author Alex Haley
- Jerry Jones** (BA '65), Owner of the Dallas Cowboys
- Ronald LeMay** (BSBA '72), CEO, Sprint
- Robert Maurer** (BS '48), Inventor of fiber optic technology at Corning Glass
- Rodney Slater** (BA '80), First African-American U.S. Secretary of Transportation
- Pat Summerall** (BSE '53), Former CBS Sports and Fox Sports announcer
- Don J. Tyson, Jr.** ('52), Founder, Tyson Foods
- Jim C. Walton** (BSBA '71), President, Walton Enterprises
- S. Rob Walton** (BSBA '66), Former Chairman of the Board, Wal-Mart Stores

"The University of Arkansas isn't a huge university, but it has a huge reputation. My professors were concerned with my personal goals; concerned about how I wanted to develop as an individual. There is a great amount of one-on-one mentoring with the teachers. I think one of the greatest things about Arkansas is that you are an individual, a real person — not just an I.D. number — to the faculty and staff."

Tiffany Wright (BA, 1998)

Tiffany Wright went from 1998 NCAA Women's Final Four to graduation to sideline reporter for ESPN's coverage of the WNBA within weeks. Today, she is the sports anchor at ABC affiliate, WSOC, in Charlotte, N.C.



Jeff Long

Vice Chancellor for Intercollegiate Athletics and Director of Athletics

Entering his second full year as Vice Chancellor and Director of Athletics, Jeff Long has not only guided the University of Arkansas' Department of Intercollegiate Athletics through a period of unprecedented transition, he has transformed and revitalized a tradition-rich athletics program encompassing 19 sports and nearly 460 student-athletes. Long has not only accepted, but embraced the challenge of leading a Razorback program that serves as a source of pride for so many at the University of Arkansas, in all corners of the state and to thousands of Razorbacks all around the world.

Long has established a multi-faceted combined athletics program uniformly committed to the development of student-athletes academically, athletically and socially. A part of Chancellor G. David Gearhart's Executive Committee, Long and other members of the University's leadership team are charged with developing policies and charting the course for the future of higher education. Since his arrival, Long and his staff have re-engaged the athletic department with the University Community working to more fully integrate Razorback Athletics into the campus environment.

The success of Long's approach can be measured in part by the remarkable accomplishments of the Razorback program in his tenure. Arkansas has captured five conference championships and advanced to 25 post-season competitions while drawing more than a million fans annually to campus to cheer on the Razorbacks. In the classroom, the Razorbacks exceed national APR standards in 18 of 19 sports while nine of 15 sport programs im-

proved their team GPA from 2007-08 to 2008-09. In the community, Razorback student-athletes are more active than ever volunteering more than 2,500 hours of time in between the rigors of school and athletic practice and competition.

Administratively, landmark agreements have been negotiated with ISP and with Southeastern Conference television partners to guarantee future revenue streams and secure the financial base of the program in uncertain economic times.

Even the most optimistic outlook would have been hard pressed to foresee the level of success that the Razorback program would attain in such a short time after Long was selected to replace legendary athletic director and former Razorback football coach Frank Broyles in September of 2007. Before Long officially took the reins, the University of Arkansas announced that it would combine its previously independent men's and women's athletic programs into one combined athletic program.

Shortly after that announcement, Long was busy engineering the first coaching search of his tenure. Long not only found the next head football coach, he convinced Bobby Petrino, one of the most successful collegiate coaches in recent history, to return to the college game and to Arkansas. Long made four other head coaching hires in his first year and a half, including hiring men's track and field coach Chris Bucknam to be the successor for John McDonnell, the most successful NCAA Division I track and field coach in history. In addition, Long added head coaches Robert Pulliza (volleyball), Erin Aubry (soccer) and Mike Larabee



(softball) to the Razorback staff.

By the time, Long officially started his new position on Jan. 1, 2008, he had already accomplished a list of tasks vital to the short and long-term health of the Razorback program. He had begun the process of carefully blending the men's and women's athletic departments into one unified department and establishing a new administrative structure. Under Long's leadership, Arkansas revised policies governing class attendance, drug testing, the NCAA Opportunity fund as well as other compliance and business office procedures. The academic support services division was re-organized and a formal division of student life was created focusing on student-athlete development and community service.

Long was busy on external issues as well. In 2008, Arkansas returned to the classic Razorback logo and dropped the usage of Lady Razorbacks as a nickname for women's athletic teams. The new branding was featured in the launch of a new website ArkansasRazorbacks.com.

Long worked tirelessly to maintain long-time relationships and to forge new relationships for the benefit of the Razorback program including extending Arkansas' relationship with War Memorial Stadium in Little Rock. Perhaps his most impressive accomplishment came when he brokered a new partnership with ISP to form Razorback Sports Properties. As economic indicators were beginning to point toward challenging economic times, Long signed Arkansas to a deal that will guarantee the Razorback program \$73 million in the next 10 years.

A number of athletic facilities also saw a transformation with Bud Walton Arena undergoing extensive renovations, including replacement of the lower seating bowl and the addition of courtside seating, ribbon boards and a courtside club room. In the spring of 2009, Bogle Park, arguably the nation's best softball facility, was dedicated on the University of Arkansas campus.

Jeff Long announces the donation of \$1 million to the University of Arkansas' general fund in the summer of 2008. University Chancellor Dr. G. David Gearhart (seated) indicated the effort by athletics was crucial to the University avoiding a tuition increase for the general student body for the first time in 24 years.



“We will provide opportunities for student-athletes to achieve their fullest potential academically, athletically, and socially, while competing successfully at the highest level.”

Arkansas Vice Chancellor and Director of Athletics Jeff Long

Arkansas’ program flourished in Long’s first year, finishing 24th in the NACDA Directors Cup, its best finish in nearly a decade. In his first full year at the helm, Arkansas scored a program record 730 points on its way to a 25th-place finish. The back-to-back top 25 Directors Cup finishes marked only the second time in school history the Razorbacks accomplished that feat.

A veteran administrator with a track record of the highest commitment to the concept of “student-athlete,” Long has had more than two decades experience in athletic administration at the Division I level including at the University of Pittsburgh, University of Oklahoma, University of Michigan, Virginia Tech University and Eastern Kentucky University prior to arriving at the University of Arkansas. While known as an innovator in athletic department management, Long also understands the coach’s perspective from time spent in coaching and administrative staff positions at Duke University, Rice University and North Carolina State University.

On the forefront of NCAA governance, Long served on the NCAA Management Council as one of the athletic administrators who oversaw the operations and regulation for Division I. His experience as an athletic director and administrator in America’s most prestigious conferences – the Big 12, Big Ten, Big East, Atlantic Coast and now Southeastern Conference gives Long a uniquely informed perspective on intercollegiate athletics. During his career, Long has served in five of the six Bowl Championship Series leagues.

Prior to assuming his current roles at Arkansas, Long served for four years as the athletic

director at the University of Pittsburgh. During his tenure, Long redefined Pitt athletics, most notably through the “Quest for Excellence” campaign. Designed to enhance the student-athlete experience for Panther athletes through scholarship endowments and capital gifts for facility construction and renovation, the Quest resulted in almost \$34 million in just over two and a half years.

His commitment to building the Pitt athletics brand resulted in a new primary mark for the Panthers which returned the powerful “PITT” brand to the University of Pittsburgh. He established a partnership with adidas for uniforms and apparel for all 19 Pitt teams and an agreement with ISP Sports.

Long’s four-year tenure added up to Pittsburgh becoming one of the nation’s top programs, notably the Panthers’ selection as the No. 17 overall program in the nation in the December 2006 Sports Illustrated on Campus’ All-Sport Rankings.

As an athletic leader, Long was a key advocate for the Big East during the league’s time of membership transition. Due in part to his leadership, the Big East maintained its position as a key member of the Bowl Championship System, and the Pitt Panthers earned the Big East’s automatic berth in 2004 at the Tostitos Fiesta Bowl. Along with his tenure on the Executive Council, Long also served on the NCAA’s Sports Wagering Task Force in 2004, and as a member of the Executive Committee of the Division I-A Athletic Directors’ Association.

Before arriving at Pitt, Long was senior associate athletic director at Oklahoma for two and a half years. Responsible for the external affairs of the Sooners, he oversaw key brand areas of marketing and promotions, licensing, media relations, ticketing, radio and television rights and SoonerVision productions. In addition, Long was the primary administrator for the Sooners’ highly successful football and men’s basketball programs, along with sport supervision of baseball, wrestling and both golf teams.

Long’s first appointment as a director of athletics was at Eastern Kentucky where he served for



The Long Family: Stephanie, Christina, Fanny and Jeff.

two and a half years. He made several revisions to the EKU athletic infrastructure and completed several facility projects. Long created the first modern corporate partner and sponsorship structure at EKU. Prior to Eastern, Long had a brief stay with Virginia Tech as an associate athletics director.

He began his career in college athletic administration at the University of Michigan, hired by legendary coach and athletics director, the late Bo Schembechler. During his seasons with the Wolverines, Long was promoted through a series of posts to the position of associate athletics director.

A former two-sport athlete at Ohio Wesleyan, Long earned seven varsity letters for the Bishops in football and baseball before completing his degree in economics in 1982. He started his post-graduate career in athletics as a graduate assistant football coach at the cradle of coaches, Miami University of Ohio. Long earned his master’s in education at Miami in 1983, moving on to football staff positions at Rice, Duke and NC State prior to joining Michigan.

An Ohio native from Kettering, Long is married to the former Fanny Gellrich of Ann Arbor, Mich. The Longs have two daughters, Stephanie and Christina.



Senior Razorback Athletic Department Staff

Bev Lewis

Associate Vice Chancellor and Executive Associate Athletic Director

For almost three decades, Bev Lewis has been synonymous with the University of Arkansas, and begins her 29th season in 2009-10. She became an associate vice chancellor for the University and the executive associate athletic director of the unified Razorback Athletic Department in 2008-09.

The largest portion of her service to the university was her 19-year tenure as the Director of Women's Athletics. As a result of her strong emphasis on the classroom, Razorback female student-athletes received numerous academic honors including national academic All-American of the year, team academic national titles and the University's first two SEC/H. Boyd McWhorter Scholar-Athletes of the Year.

Her leadership was also a part of the success of the University's Campaign for the Twenty-First Century. Lewis directed Women's Athletics to over \$11.5 million in direct support for women's teams. During the campaign, Lewis received one of her greatest personal honors as Bob and Marilyn Bogle requested that Arkansas' \$6 million facility be named the Bev Lewis Center for Women's Athletics.

In 1998, she was voted into the University of Arkansas Hall of Honor by the University's letter-winners in recognition of her contributions both as a coach and an administrator.

Lewis served collegiate athletics at the highest level as an administrator, first with the NCAA Championship Cabinet and most recently on the NCAA Management Council.

Prior to assuming the duties of AD, Lewis was women's cross country and track coach. Her Arkansas coaching milestones included the first women's squad to achieve a national ranking and

the first conference championship team with the 1988 Southwest Conference Cross Country Championships.

Lewis earned her bachelor's degree from Central Michigan in 1979 and followed it with her master's from Purdue prior to her arrival at Arkansas in 1981.

Her husband, Harley, is the former athletic director at the University of Montana, former assistant director of championships with the NCAA, and development officer at Arkansas.



Chris Wyrick

Senior Associate Athletic Director for External Affairs

Chris Wyrick begins his second year as the senior associate athletic director for external affairs in the University of Arkansas' Department of Intercollegiate Athletics.

Responsible for the external operations of the athletic department, Wyrick provides oversight for marketing and promotions, collegiate licensing program, and multi-media partners. He also works with the associate athletic director for finance and business in supervision of the Razorback Ticket Office.

Wyrick brings extensive experience in development and serves as the department's primary contact with the Razorback Foundation as well as assisting the athletic director with major gift fund raising.

A native of Greensboro, N.C., Wyrick joined Arkansas after two years at South Carolina where he was associate athletics director for development. With USC he helped manage a \$200 million capital campaign for athletics. He assisted in the reorganization of the Gamecock Club, resulting in an increase in revenue from \$13.8 million in fiscal 2006 to \$27.8 million in 2007.

Prior to USC, he spent six years at Vanderbilt as an administrator and a fund raiser overseeing marketing and the institution's relationship with ISP. Wyrick also managed the sports information and the ticket offices. He served as the Commodores' Executive Director of Development/National Commodore Club.

He was responsible for the major gifts aspect of athletics development, including raising funds for the Memorial Gym practice facility, the football practice facility, the baseball stadium, track and the outdoor tennis facility. In his six years, Vanderbilt

raised almost \$80 million for athletics. In his last seven months, Vanderbilt's endowment increased by almost \$15 million. In 2003, he was recognized as the National Fund Raiser of the Year for major Division I schools.

A 1992 graduate of North Carolina State with a degree in political science, Wyrick worked at NC State and Miami (Ohio) before going to Vanderbilt.

Wyrick and his wife Merrily have two daughters, Caroline and Caitlin.



Jon Fagg

Senior Associate Athletic Director for Compliance and Student-Athlete Services

Overseeing all aspects of compliance and academics, Jon Fagg joined the University of Arkansas as a senior associate athletic director for compliance and student-athlete services in the summer of 2008. He serves as member of the senior management group for the Department of Intercollegiate Athletics.

Fagg's department supervision of NCAA and Southeastern Conference rules compliance and education is a new position for Arkansas. In addition to reporting directly to the vice chancellor and director of athletics, Fagg will have an informational reporting relationship on compliance issues with the University's Office of the General Counsel.

In addition to compliance, Fagg also supervises the student-athlete services depart-

ment which advises and offers support to more than 450 Razorback student-athletes.

Fagg joins the Razorback staff after spending the past seven years at North Carolina State University. Hired at North Carolina State in March 2001, he served four and half years as an assistant athletics director for compliance before being promoted to associate athletics director for compliance in the fall of 2005.

While with the Wolfpack, Fagg's responsibilities included coordinating all aspects of the NCAA compliance program, including rules education for intercollegiate staff and related university personnel, and advisement, education and interpretations regarding NCAA rules and regulations.

Prior to his tenure at North Carolina State, Fagg spent three years as the assistant athletics director for compliance at Fresno State University. He also served one year as director of compliance for the Big South Conference.

His first athletics administrative experi-

ence came at Mars Hill College where he handled compliance duties as well as serving as an assistant coach for the football team for three seasons. His coaching experience also includes a stint as an assistant coach at Davidson from February 1992 to June 1993 and as a GA coach at his alma mater, the University of Arizona, from January 1991 to February 1992.

Fagg and his wife Amanda have three children: Jon Madison and twins, Reed and Ellie.



Matt Trantham

Senior Associate Athletic Director for Internal Operations

Overseeing Razorback facilities, event management and equipment operations, Matt Trantham begins his second year at the University of Arkansas as the senior associate athletic director for internal operations.

Supervising several major projects in his first year with the Razorbacks, Trantham guided the \$2.5 million renovation of Bud Walton Arena and the \$1.3 million restoration of synthetic playing surface at Donald W. Reynolds Razorback stadium in 2008-09.

Prior to joining Arkansas, Trantham began his career with the Sooners in July 1999 as the promotions director for the athletic department where he worked with all 20 of OU's teams. He was named assistant athletic director for event

management in 2004 and was promoted to associate athletic director in 2006.

In his role as associate AD for event management, Trantham oversaw more than 500 events a year, coordinated the efforts of more than 1,500 event staff members and was responsible for activities within 13 athletic facilities. He also served as OU's liaison with all postseason events including both Big 12 and NCAA championship competitions.

In this capacity, Trantham served as tournament director for more than 25 postseason championship events including the 2006 NCAA Wrestling Championship, 2006 NCAA Baseball Regional Championship, and 2005 Big 12 Women's Gymnastics Championship.

During his tenure, he helped the Sooners to record-setting attendance figures while growing revenue and community recognition for the athletic department. Trantham managed the Premier Partners Program at OU and was re-

sponsible for \$1.2 million in annual revenues.

Prior to joining the Sooners, Trantham spent five seasons in professional sports in Washington, D.C.

Trantham earned his bachelor's of science degree in business management from Centenary College in 1990 and a master's degree in sports management from the United States Sports Academy in 1998.

Trantham and wife Kristen are parents of two sons, William Matthew and Davis Michael.



Tom Dorre

Associate Athletic Director for Business and Finance

While Tom Dorre begins his eighth year as overseeing the financial affairs of Razorback Athletics, the University of Arkansas veteran begins his 42nd year of service to the institution. Earning both of his degrees from Arkansas, Dorre began his career in the university administration rising through the ranks to associate vice chancellor for finance in 1987. He moved to athletics in August 2002. He and wife Connie have one daughter and a pair of grandchildren.



Melissa Harwood-Rom

Associate Athletic Director for Academic Support

Serving as the lead coordinator for academic support for all 19 Razorback sports, Melissa Harwood-Rom brings over 20 years of experience at Arkansas. Joining the university in 1989 after working with football and men's basketball at Washington State, she developed the former women's athletics department academic system before being named to oversee all teams in the summer of 2008. She and university professor Curt Rom have two children, Zoe and Clio.



Chris Pohl

Associate Athletic Director for Events

A former championships director for the NCAA, Chris Pohl begins her sixth season at the University of Arkansas. She joined Arkansas in 2004 to manage marketing and promotion for the women's sports after 11 years at the NCAA. Pohl coordinates home events for the Razorbacks, taking lead on gymnastics and women's basketball among others. A 1981 graduate of Central Michigan and basketball letterwinner, she earned her master's in 1984 from Penn State.



Matt Shanklin

Associate Athletic Director for Marketing and Licensing

Working with the Razorbacks for 20 years, Matt Shanklin oversees the department's promotional efforts, licensing program and serves as a sport administrator for baseball. From 2001 to 2008 he served as general manager of Sports Shows, Inc. He is the department liaison to Razorback Sports Properties. He joined Arkansas after working at East Carolina. He and his wife, the former Missy Emmerson, are the parents of three, Jordan, Barbara and Isabella.



Tracey Stehlik

Associate Athletic Director for Compliance

Starting her 26th year with the University of Arkansas, Tracey Stehlik serves as associate athletic director for compliance. She began her career as an assistant women's basketball coach, and was a part of the staff that won the only women's hoops conference championships at Arkansas. Stehlik worked in a variety of administrative roles since leaving the court including compliance and game management. She and husband Wayne have two daughters, Mollie and Maggie.



Kevin Trainor

Associate Athletic Director for Media Relations and Communications

Starting his 15th season at Arkansas, Kevin Trainor is in his third year as associate athletic director and his 10th as the lead in the Razorback media relations office. He also serves as primary contact for Razorback football. A university graduate in journalism in 1994, he earned his masters at Arkansas in 2005. Trainor and his wife, the former Ruth Whitehead, are the parents of two daughters, Emma and Ellie.



Marvin Caston

Asst. Athletic Director for Student Life

Entering his fifth season with the athletic department, Caston oversees the Student Life office which produced over 2,500 hours of community service last year. A four-year letterman (1996-99) as a fullback for the Razorbacks. Caston worked in the past in compliance at University of South Florida and at Arkansas.



The Winnsboro, La., native is married to the former Tommi J. Williams. The Castons have two young sons, Thomas Marvin and William Clayton.

Justin Maland

Asst. Athletic Director for Facilities

Justin Maland begins his third year as an assistant athletic director for facilities and his ninth with the Razorback athletic department. The Harrison, Ark., native was a catcher at Hendrix College, and joined Arkansas through the baseball staff in 1999. He earned his master's in sports management from Arkansas in 2001. He is married to the former Sarah Parnell, and the Maland's are the parents of two children, Macy Jane and Jack



Dr. Bill Smith

Asst. Athletic Director for New Media

Beginning his 21th year with the university, Dr. Bill Smith manages internet operations for the athletic department, ArkansasRazorbacks.com, and oversees brand compliance and printed projects. Smith earned his doctorate at the university in 1999, and has been an adjunct instructor at both Arkansas in journalism and NorthWest Arkansas Community College in history. He and his wife Libby have two children, Will and Ashley.



The Razorback Foundation, Inc.

Performing the vital role of supporting the student-athletes at the University of Arkansas with financial support, the Razorback Foundation, Inc., is in its fourth decade of working alongside the athletic department to advance Razorback Athletics.

The goal of the foundation is ensuring that the nearly 460 student-athletes at Arkansas have the equipment, facilities and overall support to achieve the goals of graduation and athletic achievement.

For the first time in school history, all 19 Razorback head coaches and members of the athletic department's executive and senior administrative staffs are members of the Razorback Foundation. The pledge of personal support by those inside the department led the way for a growth in membership that saw the membership total increase from 10,390 in November 2008 to 10,530 in June 2009.

From January to June 2009, Razorback Foundation staff visited with more than 11,000 people at 50 Razorback Club functions, ranging from chapter meetings to scholarship fundraising golf events hosted by local Razorback Clubs.

Another key factor in raising the profile of the Razorback Foundation and fostering membership growth was a renewed commitment to increasing A Club membership (former Razorback letter winners) and enhancing communication and coordination with Razorback Clubs throughout the region. To help facilitate communication with all foundation members, a new web site RazorbackFoundation.com) was launched.

The Foundation, officially incorporated and relocated off campus in 1988, has helped provide financial aid for the construction for the Broyles Athletic Center (football and administrative offices), Charlie Baum Stadium at George Cole Field (baseball), John McDonnell Field (outdoor track and field), Randal Tyson Track Center (indoor track and field), Dills Indoor Tennis Center, the George M. Billingsley Tennis Center (outdoor tennis) and Donald W. Reynolds Razorback Stadium (football).

Mission Statement

The stated mission of the Razorback Foundation, Inc., is to support the athletic endeavors of the University of Arkansas Ra-



zorbacks. The Foundation assists our student-athletes by providing for scholarships, facilities and various programs that enable them to realize their dreams of achieving a quality college education while participating in athletics on a nationally competitive level.

Membership Levels

The opportunity to participate in the annual fund giving to the Razorback Foundation, Inc., has several levels, beginning at the \$50 Razorback level and continuing up to Broyles-Matthews Scholarship Platinum. For more information about levels of giving and benefits, please visit the foundation's website at RazorbackFoundation.com.



Harold Horton
Executive Director



Norm DeBryen
Associate Director



Sean Rochelle
Associate Director



Jackie Rollins
Chief Financial Officer



Donita Ritchie
Administrative Assistant
to Frank Broyles



Frank Broyles Athletic Director Emeritus

With the start of 2008, the Razorback Foundation, Inc., welcomed a familiar face, a man with a high profile and a long track record in athletics -- legendary Arkansas athletic director Frank Broyles. The former national champion football coach and leader of Razorback men's athletics for almost 40 years, he closed out a 50-year career of service to the University and is now raising support for the University and the Razorback program.

A member of every significant college athletics hall of fame, Broyles was recently named to the NACDA Hall of Fame in 2008. His 19-season career as the Razorback head football coach included the 1964 National Championship, seven Southwest Conference titles and a record of 144-58-5.



Jack Powers of the NIT and NACDA President Lee McElroy present Broyles with the 2007 NACDA/NIT Athletic Directors Award at the 2007 NACDA convention. Broyles was inducted into the NACDA Hall of Fame at the 2008 event.

Famous Recent Razorbacks



FELIX JONES
First Round NFL
Dallas Cowboys



SHAMEKA CHRISTON
2009 WNBA All-Star
New York Liberty



RONNIE BREWER
Second Round NBA
Chicago Bulls



STACY LEWIS
LPGA Member &
T3rd '08 U.S. Open



CLIFF LEE
'08 AL Cy Young Award
Philadelphia Phillies

It's Not Just #5 & #25

In the past five years, the NFL has been Calling the Hogs in record numbers.

In 2008 alone, six Razorbacks, including two first round picks Darren McFadden (left, fourth overall pick by Oakland) and Felix Jones (above, 22nd overall by Dallas).

Over the past six years
6 First Round
20 Drafted Overall




DARREN MCFADDEN
First Round NFL
Oakland Raiders



WALLACE SPEARMON, JR.
2008 Beijing Olympics

World Class Athletes

The 2008 Beijing Olympics featured Tyson Gay (100), Wallace Spearmon, Jr. (200), Veronica Campbell-Brown (200), Nicole Teter (800), Christin Wurth-Thomas (1,500), Amy Yoder Begley (10,000), Deena Kastor (Marathon) and April Steiner Bennett (pole vault)



DEENA KASTOR
American Record
Women's Marathon



CHRISTIN WURTH-THOMAS
2008 Olympian

Recent Pros

Two of the greatest tennis players in Razorback history, Blake Strode (left) and Aurelija Miseviciute (right) swept the SEC Athlete and Student-Athlete of the Year awards in 2009 and onto the pro circuits.



Razorback Athletics: Home of Champions



Men's Golf
NCAA Runner-up



Baseball
Tie 3rd, Men's College World Series



Women's Golf
NCAA Regional



Gymnastics
Regional Champion & NCAA Super Six



Men's Outdoor Track
Regional Champion & SEC Champion



Women's Tennis
NCAA Regional & SEC West Champion



Men's Indoor Track
SEC Champion



Swim & Dive
NCAA Top 30



Women's Cross Country
Regional Champion & SEC Champion



Softball
NCAA Regional

Five NCAA Regional Champions, four Southeastern Conference titles, one NCAA national championship runner-up and a third-place tie highlighted a season of athletic achievement for the University of Arkansas. Of the 19 Razorback teams, 14 made post-season team appearances.

It all added up to a record performance in the NACDA Director's Cup for the Arkansas Athletic Department in its first full season under Jeff Long. The Razorbacks were 25th in the 2008-09 standings, and second in the nation among programs with less than 20 sports.

The 25th place gives the Razorbacks their first back-to-back finishes in the NACDA top 25 since the mid-1990s.

Four Razorback teams reached the pinnacles of their sport tournaments, led by the baseball team's run to the College World Series and gymnastics' first-ever appearance in the Super Six.

Men's golf returned to the championship round, and powered its way through the match play to within a single putt of the NCAA Championship. The thrilling runner-up performance is the highest finish by men's golf in Razorback history. Men's and women's cross country advanced from the South Central Regional with the women taking the regional title. The women's tennis won their own regional first and second round event to repeat in the NCAA Championship with a finish in the round of 16. Softball and women's golf rounded out the Razorback teams advancing to the NCAA Regionals, while women's basketball reached the round of 16 in the Women's NIT.

Both track and field programs and the swimming and diving team scored national performances in their respective meets. Coming off a 2009 NCAA Midwest Regional team title, the Razorback men's track team placed ninth at nationals. The men were also eighth at the NCAA Indoors. Arkansas' women went 20th indoors and 29th outdoors. A record-setting season in the pool led the Razorbacks to a 27th finish at the NCAA Championships.

In conference, Arkansas captured the men's track and field sweep with both indoors and outdoors. Women's cross country added another running trophy to continue their dominance as the leading distance program in the SEC. Women's tennis repeated as the SEC Western Division champions in 2009.

Razorback Facilities: The Home of a Million Fans

NATIONAL RANKINGS

No. 2
Baseball

No. 10
Gymnastics

No. 11
Men's basketball

No. 15
Spring game

No. 24
Football

TOTAL HOME ATTENDANCE

412,438
Football

288,781
Men's basketball

269,216
Baseball

30,484
Women's basketball

29,667
Track & Field

UNIVERSITY OF ARKANSAS



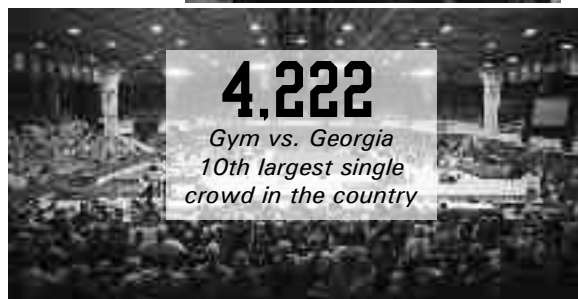
1,110,125

Number of fans attending Razorback home events during the 2008-09.



19,000 +

Regular Sell-Outs at Bud Walton Arena



4,222

*Gym vs. Georgia
10th largest single crowd in the country*



3,296

Track meet home average



11,014

*Non-Conference Record
1 v. 1 with Arizona State*

AVERAGE HOME ATTENDANCE

71,422

Football

16,043

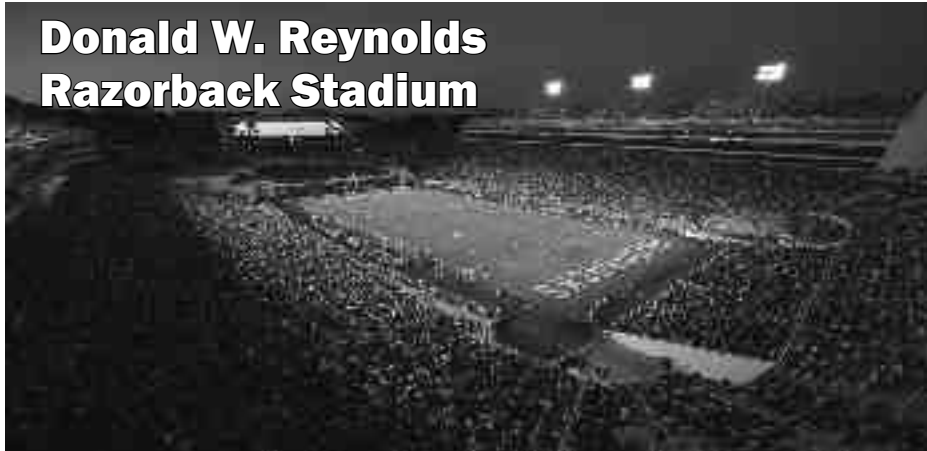
Men's basketball

7,918

Baseball

THIS IS ARKANSAS

Donald W. Reynolds Razorback Stadium



Capacity: 72,000 (additional overflow to 78,000)
Recent Renovation: 2001
Considered one of America's finest on-campus facilities, Razorback Stadium (51,000) became Donald W. Reynolds Razorback Stadium in 2001 after a \$110 million expansion.
Unique Features: History of Razorback football on display through Championship Alley, All-American Alley and Bowl Alley in the three major concourses
One of the largest sports venue video boards in the world, a 30x107-foot LED screen, in the north end zone
Not one, but two, premium seating areas, along with 132 sky boxes
Food court in the south concourse in addition to traditional concession stands

Capacity: 19,200

The fifth-largest on-campus hoops facility in the nation
Recent Renovation: 2008
Inaugural Season: 1993-94
First National Championship: 1994 Men's Championship
Host: 1995 Women's Midwest Regional
Home of coaches' offices for men's and women's basketball
Strength and conditioning facilities for basketball teams
Training room facilities for both basketball squads
Houses the Hog Heaven store where fans can purchase officially licensed UA merchandise year-round
The Tommy Boyer Hall of Champions which highlights Razorback traditions for men's and women's basketball, the men's track history, including the largest on-campus collection of NCAA national championship trophies, and other sports



Bud Walton Arena




Baum Stadium

Capacity: 10,731
Inaugural Season: 1994-95
Recent Expansion: 2007-08
Named the nation's second-best collegiate baseball facility in a 2003 survey by *Baseball America* after ranking No. 1 in the previous 1998 survey.
The best only gets better with a 2003 addition of 2,600 seats, the 2004 upgrade to natural grass and a state-of-the-art 76x51-foot scoreboard.
Continuing demand for seats and amenities led to the 2007 expansion which took seating to over 10,000, increased the luxury box count to 34 and tripled the size of the left field Hog Pen and picnic area to 40 tables and grills.

Capacity: 1,346

Inaugural Season: 2009
All chairback seating for primary seating
Outfield berm seating plus picnic area
Six skyboxes and a full press box built to be NCAA Regional ready
Graphic scoreboard for fans and players
Full clubhouse and training facilities for team
Adjacent indoor training facility with batting cages and full infield



Bogle Park



Randal Tyson Track Center


Opened: 2004
 Named for Randal Tyson in recognition of the lead gift of the Tyson Family for the construction of the \$7 million facility
 Considered one of the fastest indoor racing surfaces in the world
 Host of NCAA Indoor Track & Field Championship the first year it opened and every year since (2000 to 2008)
 Host of 2000, 2002, 2005 and 2007 SEC Indoor Championships.
 Host of USATF national and international caliber events

Year-round dedicated cross country training and competition facility
 Home of the annual Chile Pepper Cross Country Festival,
 one of the nation's largest cross country running events
 Host of 2006 SEC Championship & 2007 NCAA South Central Regional



John McDonnell Field

Named for legendary track coach John McDonnell in 1998
 Previous facility razed and complete new construction in 2006
 With seating for 7,000 and video scoreboard,
 one of America's finest collegiate venues
 Host of 2008 NCAA Midwest Outdoor Track & Field Regional
 Host of the 2009 NCAA Outdoor Track & Field Championship




Agri Park Cross Country

Opened: 2004
 Location: Blessings
 Gift of Fred W. and Mary B. Smith created a state-of-the-art training and locker room facility for the Razorback golf programs.
 Offices for both men's and women's golf coaches
 Six indoor-outdoor practice bays
 Full indoor video swing analysis station
 Dedicated putting and short game workout areas
 Located at the 7,500-yard, par-72 Blessings, a Robert Trent Jones, Jr., designed course in neighboring Johnson, Ark., just minutes from campus



Fred & Mary Smith Golf Facility



Barnhill Arena Gymnastics

Capacity: 8,500
 Inaugural Season for Volleyball: 1994
 Inaugural Season for Gymnastics: 2003
 Recent Renovations: 2003
 The largest volleyball-gymnastics venue in America
 Converted from the home of Arkansas basketball in 1994
 Host of the 2006 & 2009 NCAA South Central Gymnastics Regional
 Host of numerous NCAA first and second round volleyball contests
 Home of offices for volleyball staff and training room for volleyball
 Complete renovation of volleyball locker room in fall 2009



Barnhill Arena Volleyball

THIS IS ARKANSAS




**Arkansas
Natatorium**

Capacity: 1,500
Inaugural Season: 1985
Renovations: 1996, 2003, 2007
Host of 1986 NCAA Championships
Host of 1985 International Diving Classic
Host of SEC Championships 1993 and 2004
Four-time host of NCAA Zone Diving Championships
Full diving area with 5 meter and 10 meter platforms
and dual boards for 1 meters and 3 meters
Ability to host long and short course events
with full eight-lane 50-meter pool
Houses dressing room facilities for women's swim team
Complete pool renovation in 2003
New scoreboard system installed in 2007

Capacity: 1,500
Inaugural Season: 1992 Renovation: 2001
Host of the inaugural SEC Soccer Championship in 1993
New stadium with press box, sky box, reserved chairbacks and permanent
seating for 1,500 completed in 2001
First televised SEC soccer match in 1995
Pitch considered one of the finest in the SEC or region
Television caliber lighting with booths for television and radio broadcasts
Field house for team locker room and training room facility
Protected team bench areas added in 1999



Razorback Field



Billingsley Tennis Center

Capacity: 1,500
Former Varsity Courts renovated into Billingsley Tennis Center in 2008
Host for 2008 SEC Men's and 2009 SEC Women's Championships
Skybox view for both indoor and outdoor courts
New locker room and coaches offices for men's and women's tennis
Elevated stadium seating for new 10-court outdoor along
with scoreboard for main courts

Capacity: 1,000
Renovated from shared indoor track and tennis into dedicated
tennis facility through gift of the Dills family
Host opening round of 2009 ITA Indoor Team Championship
Converted to full six courts in 2001
Only six-court indoor facility in Southeastern Conference
Chairback permanent seating added in 2004



Dills Indoor Courts



**Broyles
Athletic
Center**

Home of the Razorback football team
Locker room, equipment room and training room
for football
Player lounge area
Coach and support staff offices for football
Video editing and production suites
Meeting rooms for positions along with a team meeting
room with stadium theater seating
Dedicated team game-day indoor turf area
Jerry Jones - Jim Lindsey Hall of Champions salutes
the proud history of Razorback football through
interactive displays
Athletic administration offices

Where Champions are Made



Willard and Pat Walker Pavilion

Opened: 1998
Resurfaced: 2002

Made possible by the gift of Willard and Pat Walker 76,000 square feet of usable space

Full size football field, including end zones and sideline area

With a height of 52 feet, football can work on all aspects of its game

Located with the primary Razorback weight room, adjacent to Razorback outdoor football fields

Camden and Sue Greene Speed Development Center features sprint and sand lanes

Opened: Jan. 18, 2005
Headquarters for the Razorback Strength and Conditioning program
38,000 square feet facility
110 yards long overlooking the Razorback indoor and outdoor football practice fields
19,000 sq. ft. weight room
19,000 sq. ft. conditioning area
Nutritional area with juice bar and protein machines
13 42-inch flat-screen televisions for viewing and adjusting techniques
On-site athletic training room



Walker Family Training Center



Sutton Strength and Conditioning Center


Opened: April 2004
7,000 square foot strength and conditioning area located within the Lewis Center
Dedicated to physical training needs for female student-athletes
All equipment sized and selected for women's sports
Olympic weights, plyometric training, aerobic equipment and selectorized weight machines under one room
Training home for Arkansas' 11 women's teams

Celebrating a Century of Razorbacks

The legend of the Razorback began after the turn of the century when Arkansas football coach Hugo Bezdek called his players “a wild band of Razorback hogs,” after guiding his team to a 16-0 victory over Louisiana State on Nov. 13, 1909.

At the time, the university mascot was a Cardinal bird, matching the school’s Cardinal and White colors.

Alluding to the Razorback, characterized by a ridge back and tenacious, wild fighting ability, Bezdek never forgot this idea and often called his team “a fighting band of Razorbacks.” This new nickname became increasingly popular, and soon references to “razorbacks” began to appear in yearbooks and press accounts of athletic activities. By the following



fall, the student body voted to change the official University mascot from the Cardinal to the Razorbacks in 1910.

To mark the 100th year since Coach Bezdek’s proclamation and the student body vote, the Athletic Department proclaimed a year-long series of events to highlight the start of Razorbacks during the 2009-10 academic year.

All 19 Razorback teams join in the department-wide celebration with special logos on all uniforms and placed in all home venues.

There are dozens of Lions, Tigers and Bears, but in all of college athletics there is only one Razorback. The distinctive logo of the Arkansas teams is officially known as the Classic Razorback, but is known to many fans as the Helmet Hog -- a fixture of the football team’s helmet for almost half a century.

There are plenty of powerful mascots in college athletics, but none as unique as the Razorback. Not many school mascots have escaped from their homes, not once, but twice, to ravage the local country side. By their nature, the Razorbacks are hard to contain.

A Mascot Like No Other

The wild hogs known as razorbacks native to the Arkansas wilderness bear no resemblance to the typical barnyard pig of today. The untamed razorback hog was a lean, feral animal that was ill-tempered. It fought and defeated anything that crossed its path, man or beast. Turn of the 20th century outdoor magazines lauded the razorback as “the most intelligent of all the hogs and is likewise the most courageous. . . . He has a clear, farseeing eye.”

Except for the rare sighting in the Australian Outback, the Razorback only exists today in the form of Arkansas’ players and fans. A Russian boar, which closely resembles the wild hog of Hugo Bezdek’s day, currently serves as the official live mascot.

Tusk II is cared for by the Stokes family of Dardanelle, Ark., and travels to home games and special events for the Razorbacks. Tusk II is supported by the legacy program known as the Tusk Fund, and fans can participate by sending their support care of the Razorback Foundation, Inc.

While yearbook references as early as 1914 of a hog on the sideline at football games, a formal live mascot prior to the Tusk line dates back to the 1960s with a series of hogs that represented Arkansas. In addition to appearances at games, they have gained a reputation for fierce behavior.

Big Red III escaped from an exhibit near Eureka Springs in the summer of 1977 and ravaged the countryside before being gunned down by an irate farmer. Another live mascot, Ragnar, was a wild hog captured in south Arkansas by Leola farmer Bill Robinson. Before Ragnar’s spree was done, the mighty animal had killed a coyote, a 450-pound domestic pig and seven rattlesnakes. Ragnar died in 1978 of unknown causes.



“To sit in the stands now, I still get chill bumps every time.”
1989 All-American offensive tackle Jim Mabry on what it means to a Razorback to run through the “A”

Running Through The “A”

For Razorback football players, there is nothing to compare with entering the stadium for a home Arkansas game. The emotion of running through the “A” stays with a player for life.

Loyd Phillips won the Outland Trophy more than three decades ago. The veteran of the 1964 national championship team, Phillips remembers it like it was yesterday.

“The butterflies are flowing and you are [running], but it doesn’t feel like your feet are even touching the ground,” the 1966 Outland winner recalls.

Two-time Doak Walker Award winner and two-time Heisman runner-up Darren McFadden agrees.

“It is hard to describe the feeling you get as a Razorback player right before you take the field for a game,” McFadden said. “You can hear more than 70 thousand fans calling the Hogs and can feel the excitement building. I will always remember that special feeling of running through the ‘A.’”

The Razorback Marching Band sets the stage by forming a huge “A” as they march the length of the field playing Arkansas Fight. When they finish, the “A” stretches from the Razorback locker room to midfield. To the roar of the crowd and the band blasting out Arkansas Fight, the current Razorbacks run onto the field through the “A,” connecting them to generations of previous men in the Cardinal and White.

“Just to be able to run through that ‘A’ and hear the fans cheer for you is unbelievable,” 1989 All-American offensive tackle Jim Mabry said. “To sit in the stands now, I still get chill bumps every time the band starts playing and I see the guys running out.”



Tusk II in his travel trailer meets up with Big Red.



A Proper Hog Call

A chant of "Woo Pig Sooie" is known worldwide as a Hog Call. Just like any good tradition, there are lots of versions of the Hog Call (even spellings).

A properly executed Hog Call is composed of three "calls," slowly raising one's arms from the knees to above the head during the "Woo." Traditionalists prescribe an eight second "Woo." The fingers should be wiggled and the "Woo" should build in volume and pitch as the arms rise.

Upon completion of the "Woo," both arms are brought straight down with fists clinched as if executing a chin-up while yelling, "Pig". The right arm is extended up and out with the "Sooie."

A full Hog Call -- the kind one will always hear victorious Razorback teams execute after contests -- requires two more Hog Calls, followed immediately by a "Razor-Backs" yell, coordinated with a pumping motion of the right arm after the third "Sooie." So, in order, the full Hog Call is:

Woooooo. Pig. Sooie!
Woooooo. Pig. Sooie!
Woooooo. Pig. Sooie!
Razorbacks!



The Hog Hat

It is true; no Razorback fan's closet is complete without an official Hog Hat. The original style was a hard plastic hat with a long snout, rough razorback ridges across the top and wickedly sharp, pointed curly-cue tail. The modern versions are often sculpted from softer material. Regardless, the Hog Hat is undoubtedly the most recognized piece of fan apparel in college athletics. Just ask ESPN GameDay's Kirk Herbstreit as he dons the traditional Hog Hat.



Arkansas Fight

One of the first tasks of a new Razorback is learning to sing the University of Arkansas fight song. Arkansas Fight was written in the late 1920s. It is a unique tune, fitting of the only college in America with a Razorback mascot. Several other colleges have adapted the tune, but the lyrics remain unique to Arkansas.

Hit that line! Hit that line!

Keep on going!
 Take that ball right
 down the field!
 Give a cheer. Rah! Rah!
 Never fear. Rah! Rah!
 Arkansas will never yield!
 On your toes, Razorbacks,
 to the finish,
 Carry on with all your might!
 For it's A-A-A-R-K-A-N-S-A-S
 for Arkansas!
 Fight! Fight! Fi-i-i-ight!



Razorback Spirit Squads

Along with being a Razorback, serving as a Razorback cheerleader has a long tradition at the University of Arkansas. Currently, the Razorbacks have two squads, a Red and White, that inspire the crowds at all home sporting events.

Arkansas also has a dance team, the Razorback Pom Squad, which performs at halftime of many events. Members of the Pom Squad also serve at baseball games as RBI Girls.

Arkansas has a team of uniformed mascots, led by the original Big Red, the Fighting Razorback. Sue E. joined the family along with kid-sized Pork Chop in the late 1990s. Boss Hog is a 9-foot-tall inflatable mascot that rounds out the team.

Jean Nail serves as the coordinator for cheerleaders and mascots. For more information on the cheer squads and tryouts, go to the Spirit Squad section of ArkansasRazorbacks.com.



The UA Alma Mater

Brodie Payne and Henry Tovey wrote the University of Arkansas Alma Mater in the early 1900s. They were inspired by the Ozark Mountain sunrise as it illuminated Old Main. Pure as the dawn on the brow of thy beauty, Watches thy Soul

from the mountains of God.
 Over the fates of thy children departed,
 Far from the land
 where their footsteps have trod.
 Beacon of hope in the ways dreary lighted,
 Pride of our hearts that are loyal and true.
 From those who adore unto one who
 adores us,
 Mother of Mothers, we sing unto you.

THIS IS ARKANSAS



Fayetteville: Top 10 Town

Don't take our word for it. The largest city of the Northwest Arkansas routinely ranks top 10 in national surveys for quality of life. Here's just a few of the 2009 top 10's:

- #4 Best Places for Business and Career
Forbes Magazine
- #6 Top College Sport Town
Forbes.com
- #7 Best Places to Live, Work and Play
Kiplinger's
- #9 Healthiest Housing Market
National Builders

With over a 1/3 of a million residents in the two-county area, there's always something happening. And if not, Fayetteville is just hours away from major cities like Dallas, Kansas City, Memphis and St. Louis.

Fayetteville's famous Dickson Street is much more than a college hangout, adding upscale condominiums and specialty retail to its long-standing reputation as the center of entertainment and dining. From hosting major national events like Bikes, Blues and BBQ or serving as the final resting place for the goal posts after Razorback football upsets, one thing remains constant -- Dickson is the heart of what's happening.

Fayetteville

From Robert Redford to James Earl Jones, the University of Arkansas hosted numerous famous speakers in recent years. Ranging from political satirist, now Senator, Al Franken to CNN's Anderson Cooper, and to former world leaders like George H. W. Bush to Israeli prime minister Ehud Barak we've also had one of our more famous former law professors speak several times, President Bill Clinton.



One of America's largest motorcycle events, Bikes, Blues and BBQ adds another weekend of fall excitement.



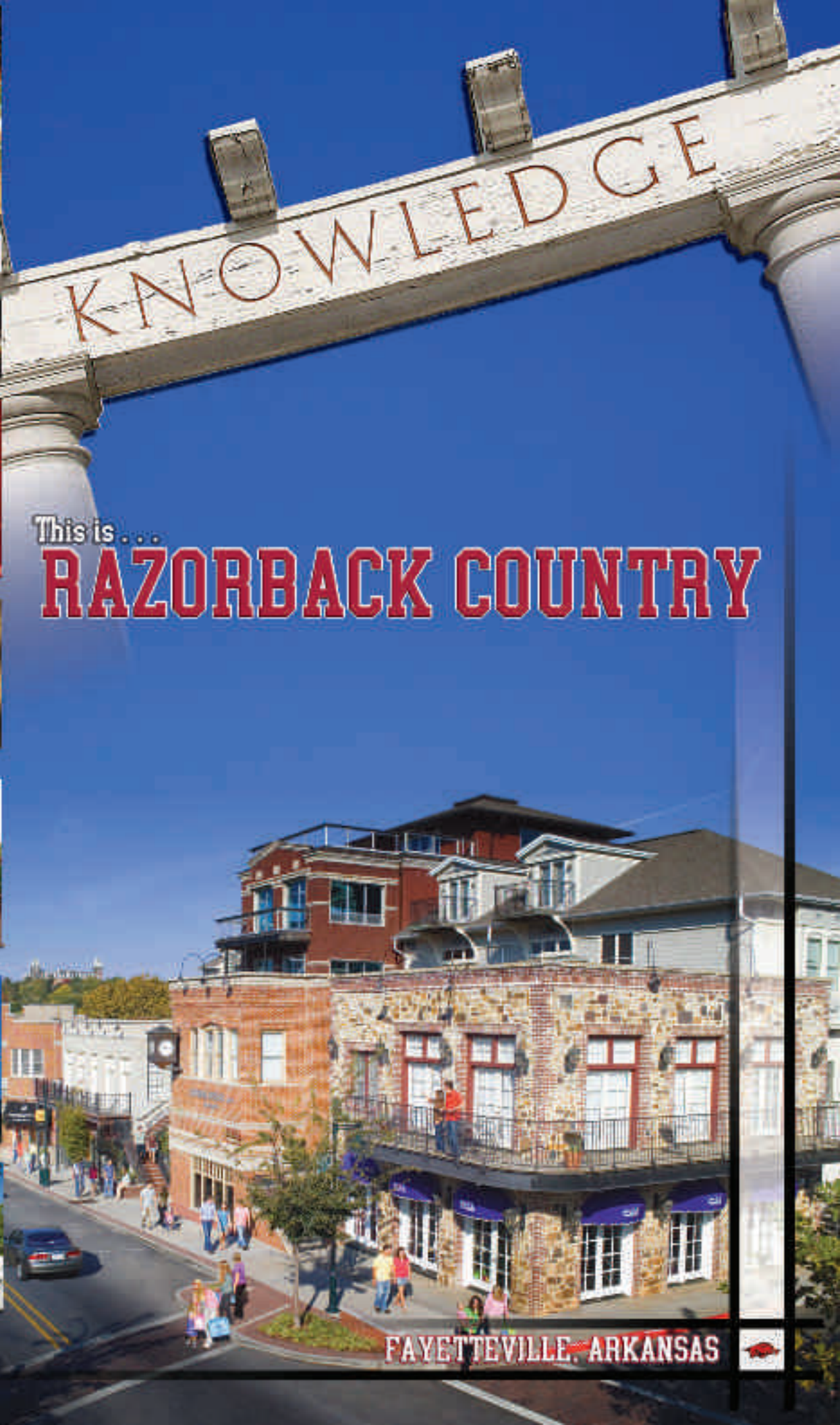

The concerts in Fayetteville included sold-out performances by TI (above) and Foo Fighters (below left) and John Mayer (below right) at Barnhill Arena. Special events bring artists ranging from B.B. King (left) to Keith Urban and Carrie Underwood at Reynolds Razorback Stadium.



UNIVERSITY OF ARKANSAS

KNOWLEDGE

This is ...
RAZORBACK COUNTRY



FAYETTEVILLE, ARKANSAS



RAZORBACK BASKETBALL

2009 - 10 SCHEDULE

DATE	OPPONENT	SITE	TIME
Nov. 4	Northeastern State (Exhibition)	FAYETTEVILLE	7 p.m.
Nov. 15	Alcorn State (CST)	Hot Springs, Ark.	2 p.m.
Nov. 18	at SMU	Dallas, Texas	7 p.m.
Nov. 22	East Tennessee State	FAYETTEVILLE	3 p.m.
N. 26 - 27	Caribbean Challenge	Cancun, Mexico	All Day
Dec. 2	Kansas State	FAYETTEVILLE	7 p.m.
Dec. 5	at Oklahoma	Norman, Okla.	Noon
Dec. 8	Coppin State	FAYETTEVILLE	7 p.m.
Dec. 17	at Northwestern	Evanston, Ill.	Noon
D. 19 - 21	Duel in the Desert	Las Vegas, Nev.	All Day
Dec. 29	Sam Houston State	FAYETTEVILLE	7 p.m.
Jan. 3	FLORIDA *	FAYETTEVILLE	7 p.m.
Jan. 7	LSU *	FAYETTEVILLE	2 p.m.
Jan. 10	at OLE MISS *	Oxford, Miss.	2 p.m.
Jan. 14	MISSISSIPPI STATE *	FAYETTEVILLE	7 p.m.
Jan. 17	GEORGIA *	FAYETTEVILLE	2 p.m.
Jan. 21	at KENTUCKY *	Lexington, Ky.	6 p.m.
Jan. 24	at ALABAMA * <FSN>	Tuscaloosa, Ala.	2 p.m.
Jan. 31	VANDERBILT *	FAYETTEVILLE	2 p.m.
Feb. 4	at TENNESSEE * <FSN>	Knoxville, Tenn.	6 p.m.
Feb. 7	KENTUCKY *	FAYETTEVILLE	2 p.m.
Feb. 11	at AUBURN *	Auburn, Ala.	6 p.m.
Feb. 14	at SOUTH CAROLINA * <ESPN2>	Columbia, S.C.	2 p.m.
Feb. 18	OLE MISS *	FAYETTEVILLE	7 p.m.
Feb. 21	ALABAMA * <FSN>	FAYETTEVILLE	2 p.m.
Feb. 25	at LSU * <FSN>	Baton Rouge, La.	8 p.m.
Feb. 28	at GEORGIA * <SEC NETWORK>	Athens, Ga.	1 p.m.
Mar. 4 - 7	SEC Tournament	Duluth, Ga.	All day

* - - SEC GAME || All Fayetteville games at Bud Walton Arena || All times Central and subject to change