

2009

## Arkansas Softball Media Guide, 2009

University of Arkansas, Fayetteville. Athletics Media Relations

University of Arkansas, Fayetteville. Women's Athletics Department. Women's Communications Office

University of Arkansas, Fayetteville. Women's Athletics Department. Women's Sports Information Office

Follow this and additional works at: <https://scholarworks.uark.edu/softball>

---

### Citation

University of Arkansas, Fayetteville. Athletics Media Relations., University of Arkansas, Fayetteville. Women's Athletics Department. Women's Communications Office., & University of Arkansas, Fayetteville. Women's Athletics Department. Women's Sports Information Office. (2009). Arkansas Softball Media Guide, 2009. *Arkansas Softball*. Retrieved from <https://scholarworks.uark.edu/softball/4>

This Periodical is brought to you for free and open access by the Athletics at ScholarWorks@UARK. It has been accepted for inclusion in Arkansas Softball by an authorized administrator of ScholarWorks@UARK. For more information, please contact [scholar@uark.edu](mailto:scholar@uark.edu).

# ARKANSAS

## SOFTBALL

BOGLE PARK

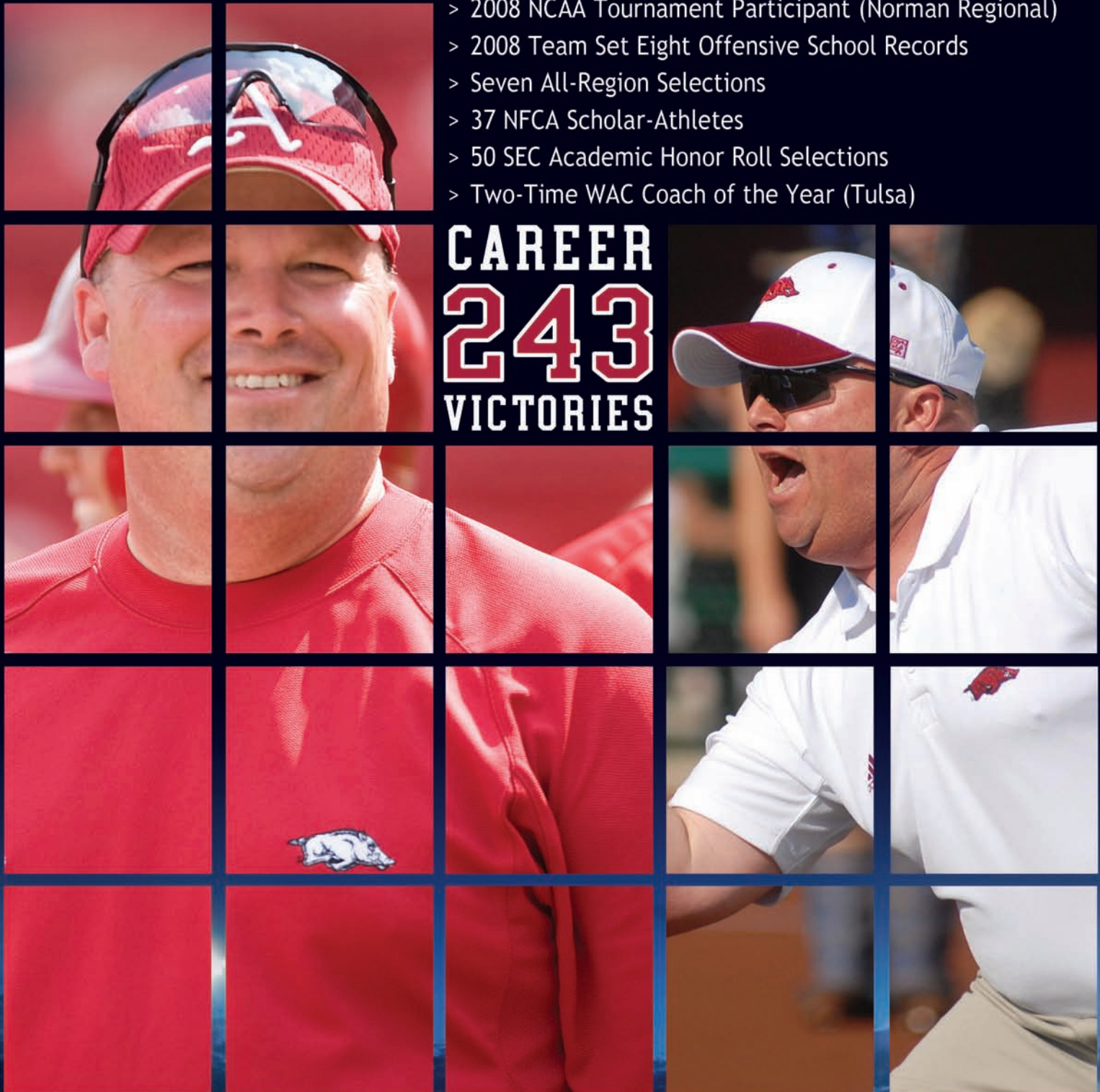


2009  
MEDIA GUIDE

# ARKANSAS RAZORBACK SOFTBALL

- > 2008 NCAA Tournament Participant (Norman Regional)
- > 2008 Team Set Eight Offensive School Records
- > Seven All-Region Selections
- > 37 NFCA Scholar-Athletes
- > 50 SEC Academic Honor Roll Selections
- > Two-Time WAC Coach of the Year (Tulsa)


CAREER  
**243**  
VICTORIES




JAMIE  
**PINKERTON**

# ARKANSAS RAZORBACK SOFTBALL


SANDRA SMITH - IF



MIRANDA DIXON - P



JESSICA BACHKORA - OF



## ARKANSAS 2009 SCHEDULE

### Feb. 6-8, Southern Miss Invitational

Feb. 6	Southern Mississippi	Hattiesburg, Miss.	6 p.m.
Feb. 7	Western Kentucky	Hattiesburg, Miss.	11:30 a.m.
Feb. 7	Southern Mississippi	Hattiesburg, Miss.	4:30 p.m.
Feb. 8	Samford	Hattiesburg, Miss.	12:30 p.m.

### Feb. 13-15, Metrodome Classic

Feb. 13	Drake	Minneapolis, Minn.	6 p.m.
Feb. 14	Minnesota	Minneapolis, Minn.	Noon
Feb. 14	Western Illinois	Minneapolis, Minn.	2 p.m.
Feb. 15	Northern Iowa	Minneapolis, Minn.	10 a.m.
Feb. 15	Wisconsin-Green Bay	Minneapolis, Minn.	Noon

### Feb. 20-22, FAU/FlU Strikeout Cancer-Tournament

Feb. 20	FIU	Boca Raton, Fla.	1 p.m.
Feb. 20	Florida Atlantic	Boca Raton, Fla.	3 p.m.
Feb. 21	Missouri	Boca Raton, Fla.	8 a.m.
Feb. 21	Florida Atlantic	Boca Raton, Fla.	5 p.m.
Feb. 22	Fordham	Miami, Fla.	9 a.m.

### Feb. 27-March 1, Holiday Inn-NWA Razorback Invitational

Feb. 27	Bradley	FAYETTEVILLE	3:45 p.m.
Feb. 27	Ball State	FAYETTEVILLE	6 p.m.
Feb. 28	Wichita State	FAYETTEVILLE	11:15 a.m.
Feb. 28	South Dakota State	FAYETTEVILLE	3:45 p.m.
March 1	Bracket Play	FAYETTEVILLE	TBA

### March 6-8, Oklahoma State Mizuno Classic

March 6	Drake	Stillwater, Okla.	4 p.m.
March 7	Cleveland State	Stillwater, Okla.	10 a.m.
March 7	Northern Colorado	Stillwater, Okla.	2:30 p.m.
March 8	Oklahoma State	Stillwater, Okla.	1 p.m.

March 11	South Carolina (DH)*	FAYETTEVILLE	3 p.m.
March 17	Mississippi State (DH)*	Starkville, Miss.	3 p.m.
March 18	Mississippi State*	Starkville, Miss.	4 p.m.
March 21	Kentucky (DH)*	FAYETTEVILLE	1 p.m.
March 22	Kentucky*	FAYETTEVILLE	1 p.m.
March 25	Tennessee (DH)*	Knoxville, Tenn.	3 p.m.
March 28	Ole Miss (DH)*	Oxford, Miss.	1 p.m.
March 29	Ole Miss*	Oxford, Miss.	1 p.m.

### April 1, Border War

April 1	Oklahoma State	Tulsa, Okla.	3 p.m.
April 1	Tulsa	Tulsa, Okla.	5 p.m.
April 4	Auburn (DH)*	FAYETTEVILLE	1 p.m.
April 5	Auburn*	FAYETTEVILLE	11 a.m.
April 8	Oklahoma	Norman, Okla.	5 p.m.
April 10	LSU (DH)*	FAYETTEVILLE	5 p.m.

### April 11, Bogle Park Dedication

April 11	LSU*	FAYETTEVILLE	1 p.m.
April 15	Centenary	Sherwood, Ark.	6:30 p.m.
April 18	Alabama (DH)*	Tuscaloosa, Ala.	1 p.m.
April 19	Alabama*	Tuscaloosa, Ala.	1:30 p.m.
April 22	Missouri State	FAYETTEVILLE	7 p.m.
April 25	Florida (DH)*	Gainesville, Fla.	12 p.m.
April 26	Florida*	Gainesville, Fla.	12 p.m.
April 29	UMKC (DH)	FAYETTEVILLE	5 p.m.
May 2	Georgia (DH)*	FAYETTEVILLE	1 p.m.
May 3	Georgia*	FAYETTEVILLE	11 a.m.

ALL TIMES CENTRAL


\* Southeastern Conference Game

ARKANSASRAZORBACKS.COM




# ARKANSAS RAZORBACK SOFTBALL


SANDRA SMITH - IF



MIRANDA DIXON - P



JESSICA BACHKORA - OF



## ARKANSAS 2009 SCHEDULE

### Feb 6-8, Southern Miss Invitational

Feb 6	Southern Mississippi	Hattiesburg, Miss.	6 p.m.
Feb 7	Western Kentucky	Hattiesburg, Miss.	11:30 a.m.
Feb 7	Southern Mississippi	Hattiesburg, Miss.	4:30 p.m.
Feb 8	Samford	Hattiesburg, Miss.	12:30 p.m.

### Feb 13-15, Metrodome Classic

Feb 13	Drake	Minneapolis, Minn.	6 p.m.
Feb 14	Minnesota	Minneapolis, Minn.	12 p.m.
Feb 14	Western Illinois	Minneapolis, Minn.	2 p.m.
Feb 15	Northern Iowa	Minneapolis, Minn.	10 a.m.
Feb 15	Wisconsin-Green Bay	Minneapolis, Minn.	12 p.m.

### Feb 20-22, FAU/FIU Strikeout Cancer-Tournament

Feb 20	FIU	Boca Raton, Fla.	1 p.m.
Feb 20	Florida Atlantic	Boca Raton, Fla.	3 p.m.
Feb 21	Missouri	Boca Raton, Fla.	8 a.m.
Feb 21	Florida Atlantic	Boca Raton, Fla.	5 p.m.
Feb 22	Fordham	Miami, Fla.	9 a.m.

### Feb 27-March 1, Holiday Inn-NWA Razorback Invitational

Feb 27	Bradley	FAYETTEVILLE	3:45 p.m.
Feb 27	Ball State	FAYETTEVILLE	6 p.m.
Feb 28	Wichita State	FAYETTEVILLE	11:15 a.m.
Feb 28	South Dakota State	FAYETTEVILLE	3:45 p.m.
March 1	Bracket Play	FAYETTEVILLE	TBA

### March 6-8, Oklahoma State Mizuno Classic

March 6	Drake	Stillwater, Okla.	4 p.m.
March 7	Cleveland State	Stillwater, Okla.	10 a.m.
March 7	Northern Colorado	Stillwater, Okla.	2:30 p.m.
March 8	Oklahoma State	Stillwater, Okla.	1 p.m.

March 11	South Carolina (DH)*	FAYETTEVILLE	3 p.m.
March 17	Mississippi State (DH)*	Starkville, Miss.	3 p.m.
March 18	Mississippi State*	Starkville, Miss.	4 p.m.
March 21	Kentucky (DH)*	FAYETTEVILLE	1 p.m.
March 22	Kentucky*	FAYETTEVILLE	1 p.m.
March 25	Tennessee (DH)*	Knoxville, Tenn.	3 p.m.
March 28	Mississippi (DH)*	Oxford, Miss.	1 p.m.
March 29	Mississippi*	Oxford, Miss.	1 p.m.

### April 1, Border War

April 1	Oklahoma State	Tulsa, Okla.	3 p.m.
April 1	Tulsa	Tulsa, Okla.	5 p.m.
April 4	Auburn (DH)*	FAYETTEVILLE	1 p.m.
April 5	Auburn*	FAYETTEVILLE	11 a.m.
April 8	Oklahoma	Norman, Okla.	5 p.m.
April 10	LSU (DH)*	FAYETTEVILLE	5 p.m.
April 11	LSU*	FAYETTEVILLE	1 p.m.
April 15	Centenary	Sherwood, Ark.	6:30 p.m.
April 18	Alabama (DH)*	Tuscaloosa, Ala.	1 p.m.
April 19	Alabama*	Tuscaloosa, Ala.	1:30 p.m.
April 22	Missouri State	FAYETTEVILLE	7 p.m.
April 25	Florida (DH)*	Gainesville, Fla.	12 p.m.
April 26	Florida*	Gainesville, Fla.	12 p.m.
April 29	UMKC (DH)	FAYETTEVILLE	5 p.m.
May 2	Georgia (DH)*	FAYETTEVILLE	1 p.m.
May 3	Georgia*	FAYETTEVILLE	11 a.m.

ALL TIMES CENTRAL

\* Southeastern Conference Game

ARKANSASRAZORBACKS.COM





## TABLE OF CONTENTS/QUICK FACTS

**Index**

- Table of Contents/Quick Facts..... 1
- Media Information/Schedule..... 2
- Team Photo and Roster..... 3
- Team TV/Radio Roster..... 4

**2009 Arkansas Razorbacks**

- 2009 Preview ..... 6-7
- Brandy Baze..... 8
- Whitney Cloer ..... 9
- Brandy Foust ..... 10
- Hillary Freeman ..... 11
- Amie Hubbard..... 12
- Kayla Johnson ..... 13
- Jocelyne Moncrief ..... 14
- Jessica Bachkora • Miranda Dixon..... 15
- Teighynne Hulsey • Brittany Robison ..... 16
- Sandra Smith • Jessica Waddle..... 17
- Amanda Caldwell • Becca Carden •  
    Lauren Chisom..... 18
- Hannah Cicioni • Leslie Dixon •  
    Emily Jones ..... 19
- Kim Jones • Layne McGuirt ..... 20
- Lindsey Wells • Westy Wynne •  
    Brittany Griffiths • Tori Mort •  
    Jessica Robison • Kelsie Vallies ..... 21
- Head Coach Jamie Pinkerton..... 22-23
- Assistant Coach Tiffany Redding..... 24
- Assistant Coach Aly Sartini..... 25
- Support Staff..... 26

**2008 Season Review**

- 2008 Review ..... 28
- 2008 Game-by-Game ..... 29
- 2008 Statistics ..... 30

**All Time Results and Records**

- Year-by-Year Results ..... 32-35
- Single-Game Records ..... 36-37
- Single-Season Records ..... 38-40
- Career Records..... 41-43
- Letterwinners ..... 44

**2009 Razorback Opponents**

- 2009 Opponents ..... 46-49
- Series Records..... 50
- Team-by-Team..... 50-53
- Southeastern Conference..... 54

**Home of the Razorbacks**

- University at a Glance..... 56-59
- Administration..... 60
- Academic Support..... 61-63
- Student-Athletes and Graduates..... 64
- Razorbacks in the Community..... 65
- Famous Recent Razorbacks ..... 66-67
- Vice Chancellor  
and Director of Athletics Jeff Long..... 68-69
- Razorback Foundation ..... 70
- Famous Razorbacks ..... 71
- Home of Champions ..... 72-73
- Athletic Facilities..... 74-76
- Strength and Conditioning ..... 77
- Traditions ..... 78-79
- Fayetteville, Arkansas..... 80

**2009 Razorback Softball Quick Facts**

**General Information**

- Location ..... Fayetteville, Ark.
- Founded ..... March 27, 1871
- Enrollment ..... 19,191
- Colors ..... Cardinal and White
- Nickname..... Razorbacks
- Affiliation ..... NCAA Division I
- Conference..... Southeastern (Western Division)
- President..... B. Alan Sugg
- Chancellor..... Dr. G. David Gearhart
- Vice Chancellor  
and Director of Athletics..... Jeff Long

**Team Information**


- First Year..... 1997
- 2008 Record ..... 37-29 (8-20 SEC)
- 2008 SEC Finish ..... 6th, SEC West
- 2008 NCAA Finish ..... NCAA Regional (Norman)
- Letterwinners Returning/Lost..... 20/4
- Starters Returning/Lost ..... 8/3
- Newcomers..... 6
- Home Field..... Bogle Park (1,200)

**Coaching Staff**

- Head Coach..... Jamie Pinkerton
- Alma Mater..... Tulsa, 1997
- Career Record..... 245-253 (9th Season)
- Arkansas Record..... 105-148 (5th Season)
- Assistant Coaches..... Tiffany Redding  
  Aly Sartini

**Arkansas Media Relations**

- Associate AD for Media Relations..... Kevin Trainor
- Office..... 479/575-2751
- Softball Contact ..... Zach Lawson
- Office ..... 479/575-7089
- Cell ..... 479/595-2358
- Fax ..... 479/575-7481
- Email ..... zlawson@uark.edu
- Mailing Address.....Arkansas Media Relations  
  PO Box 7777  
  Fayetteville, AR 72702
- Overnight Address ..... 131 Barnhill Arena  
  Fayetteville, AR 72701





## MEDIA INFORMATION

### 2009 Razorback Softball Broadcast Schedule

Date	Opponent	Outlet	Time
Feb. 27	Bradley	KXUA, 88.3 FM ArkansasRazorbacks.com	3:45 p.m.
Feb. 27	Ball State	KXUA, 88.3 FM ArkansasRazorbacks.com	6 p.m.
Feb. 28	Wichita St.	KXUA, 88.3 FM ArkansasRazorbacks.com	11:15 a.m.
Feb. 28	South Dakota St.	KXUA, 88.3 FM ArkansasRazorbacks.com	3:45 p.m.
March 1	Bracket Play	ArkansasRazorbacks.com	TBA
March 6-8	OK State Classic	ArkansasRazorbacks.com	TBA
March 11	South Carolina	KXUA, 88.3 FM ArkansasRazorbacks.com	3/5 p.m.
March 17	Mississippi St.	KXUA, 88.3 FM ArkansasRazorbacks.com	3/5 p.m.
March 18	Mississippi St.	KXUA, 88.3 FM ArkansasRazorbacks.com	4 p.m.
March 21	Kentucky	KXUA, 88.3 FM ArkansasRazorbacks.com	1/3 p.m.
March 22	Kentucky	KXUA, 88.3 FM ArkansasRazorbacks.com	1 p.m.
March 25	Tennessee	KXUA, 88.3 FM ArkansasRazorbacks.com	4/6 p.m.
March 28	Ole Miss	KXUA, 88.3 FM ArkansasRazorbacks.com	1/3 p.m.
March 29	Ole Miss	KXUA, 88.3 FM ArkansasRazorbacks.com	1 p.m.
April 1	Oklahoma St	ArkansasRazorbacks.com	3 p.m.
April 1	Tulsa	ArkansasRazorbacks.com	5 p.m.
April 4	Auburn	KXUA, 88.3 FM ArkansasRazorbacks.com	1/3 p.m.
April 5	Auburn	KXUA, 88.3 FM ArkansasRazorbacks.com	11 a.m.
April 8	Oklahoma	ArkansasRazorbacks.com	5 p.m.
April 10	LSU	KXUA, 88.3 FM ArkansasRazorbacks.com	5/7 p.m.
April 11	LSU	KXUA, 88.3 FM ArkansasRazorbacks.com	1 p.m.
April 15	Centenary	ArkansasRazorbacks.com	6:30 p.m.
April 18	Alabama	KXUA, 88.3 FM ArkansasRazorbacks.com	1/3 p.m.
April 19	Alabama	FSN KXUA, 88.3 FM ArkansasRazorbacks.com	1 p.m.
April 22	Missouri St.	ArkansasRazorbacks.com	7 p.m.
April 25	Florida	KXUA, 88.3 FM ArkansasRazorbacks.com	1/3 p.m.
April 26	Florida	KXUA, 88.3 FM ArkansasRazorbacks.com	1 p.m.
April 29	UMKC	ArkansasRazorbacks.com	5/7 p.m.
May 2	Georgia	KXUA, 88.3 FM ArkansasRazorbacks.com	1/3 p.m.
May 3	Georgia	KXUA, 88.3 FM ArkansasRazorbacks.com	11 a.m.



For the latest in Razorback athletics, visit:

**ARKANSASRAZORBACKS.COM**



Head coach Jamie Pinkerton and Katy Henry address the media at the 2008 Norman Regional of the NCAA Tournament

### Athletic Media Relations

Assistant Athletic Media Relations Director Zach Lawson will coordinate the publicity and media information for the University of Arkansas softball team. Additional information is available by contacting the Athletic Media Relations Office at 479/575-2751. The media relations offices are located on the North side of Barnhill Arena.

### Credential/Interview Requests

For all credential and interview request, please make arrangements with Lawson through the Athletic Media Relations Office.

### Post-Game Interviews

Head coach Jamie Pinkerton will be available within 10 minutes after the conclusion of each game. Player interviews can be arranged through a Athletic Media Relations staff member and will be held on the field after members of the media have spoken with Coach Pinkerton.

### Photographers

Photography credentials are issued to newspapers, wire services and special periodical publications on a first-come, first-served basis.

### Credits

The 2009 Arkansas softball media guide was written, designed and edited by Zach Lawson. Editorial assistance provided by Kevin Trainor and Dr. Bill Smith. Photography by Wesley Hitt and the Athletic Media Relations archives. Printing by MultiAd of Peoria, Ill.

### Covers

The 2009 Arkansas softball media guide covers were designed by Andrew Reynolds. The front cover features the 2009 Razorbacks seniors. Pictured on the back are other top returners.

Arkansas Razorbacks



## TEAM PICTURE/ROSTER



### 2009 Arkansas Razorbacks

Front (L to R): Kelsie Vallies, Hillary Freeman, Brandy Foust, Leslie Dixon, Tori Mort, Jessica Robison, Amanda Caldwell, Brittany Griffiths, Lauren Chisom, Layne McGuirt; Middle (L to R): Manager Dayna Huckabee, Manager Pat Kies, Assistant Coach Tiffany Redding, Jocelyne Moncrief, Kayla Johnson, Brandy Baze, Whitney Cloer, Amie Hubbard, Teighynne Hulsey, Westy Wynne, Lindsey Wells, Head Coach Jamie Pinkerton, Assistant Coach Aly Sartini; Back (L to R): Jessica Bachkora, Hannah Cicioni, Jessica Waddle, Emily Jones, Kim Jones, Miranda Dixon, Sandra Smith, Brittany Robison, Becca Carden

No.	Name	Position	Year	B/T	Height	Hometown (Last School)
1	Brandy Baze	IF	Sr.	R/R	5-8	Stillwater, Okla. (Stillwater HS)
2	Jocelyne Moncrief	OF	Sr.	L/R	5-6	Goodlettsville, Tenn. (Goodpasture Christian HS)
3	Tori Mort	OF	Fr.	L/L	5-5	Claremore, Okla. (Owasso HS)
4	Hillary Freeman	OF	Sr.	R/R	5-4	Olathe, Kan. (Blue Valley HS)
7	Leslie Dixon	C	So.	R/R	5-6	Edmond, Okla. (Edmond North HS)
8	Lindsey Wells	OF	So.	R/R	5-5	Carl Junction, Mo. (Carl Junction HS)
9	Brittany Robison	IF	Jr.	R/R	5-8	Owasso, Okla. (Owasso HS)
10	Kelsie Vallies	RHP	Fr.	R/R	5-8	Spokane, Wash. (North Central HS)
11	Miranda Dixon	RHP	Jr.	R/R	6-0	Edmond, Okla. (Edmond North HS)
12	Whitney Cloer	C	Sr.	R/R	5-8	Edmond, Okla. (Bishop McGuinness HS)
14	Jessica Robison	IF	Fr.	R/R	5-5	Owasso, Okla. (Owasso HS)
16	Jessica Waddle	C	Jr.	R/R	5-10	Chickasha, Okla. (Chickasha HS)
17	Layne McGuirt	RHP	So.	R/R	5-7	Wynne, Ark. (Wynne HS)
18	Westy Wynne	IF	So.	R/R	5-6	Fordyce, Ark. (Fordyce HS)
19	Jessica Bachkora	OF	Jr.	L/R	5-8	Overland Park, Kan. (Notre Dame de Sion HS)
20	Kayla Johnson	IF	Sr.	R/R	5-6	Bartlesville, Okla. (Bartlesville HS)
21	Amie Hubbard	IF	Sr.	R/R	5-6	Bryant, Ark. (Hutchinson CC / Bryant HS)
22	Becca Carden	OF	RSo.	R/R	5-8	Miami, Okla. (NEO A&M / Miami HS)
23	Sandra Smith	IF	RJr.	R/R	5-7	Tulsa, Okla. (Catoosa HS)
24	Emily Jones	IF	So.	R/R	6-1	Joplin, Mo. (Joplin HS)
25	Lauren Chisom	IF	So.	R/R	5-6	Bentonville, Ark. (Bentonville HS)
27	Hannah Cicioni	IF	So.	R/R	5-11	Rogers, Ark. (Rogers HS)
29	Brittany Griffiths	IF	Fr.	R/R	5-5	Plano, Texas (Plano HS)
32	Kim Jones	RHP	So.	R/R	5-11	Lenexa, Kan. (Shawnee Mission Northwest HS)
33	Teighynne Hulsey	LHP	Jr.	L/L	5-8	Edmond, Okla. (Edmond Memorial HS)
51	Brandy Foust	OF	Sr.	L/L	5-6	Choctaw, Okla. (Del City HS)
62	Amanda Caldwell	C	So.	R/R	5-4	Victoria, Texas (Memorial HS)

Head Coach: Jamie Pinkerton, 5th Season (Tulsa, 1997)

Assistant Coaches: Tiffany Redding, 5th Season (Tulsa, 2000) and Aly Sartini, 5th Season (Arkansas, 2002)

Managers: Dayna Huckabee, 1st Season (Arkansas, 2008) and Pat Kies, 3rd Season

### Roster Breakdown

By Year: Senior - 7; Junior - 6; Sophomore - 10; Freshman - 4

By Position: Infield - 11; Outfield - 7; Pitcher - 5; Catcher - 4

By State: Oklahoma - 13; Arkansas - 5; Kansas - 3; Missouri - 2; Texas - 2; Tennessee - 1; Washington - 1

### Pronunciation Guide

Vallies...vuh-LEEZ

Cloer...CLOOR

Waddle...wa-dell

Bachkora...BOTCH-kora

Cicioni...sis-EE-ony

Teighynne...TEE-gen





TV ROSTER/HEADSHOTS



1

Senior  
IF  
R/R

Brandy Baze  
Stillwater, Okla.



2

Senior  
OF  
L/R

Jocelyne Moncrief  
Goodlettsville, Tenn.



3

Freshman  
OF  
L/L

Tori Mort  
Claremore, Okla.



4

Senior  
OF  
R/R

Hillary Freeman  
Olathe, Kan.



7

Soph.  
C  
R/R

Leslie Dixon  
Edmond, Okla.



8

Soph.  
OF  
R/R

Lindsey Wells  
Carl Junction, Mo.



9

Junior  
IF  
R/R

Brittany Robison  
Owasso, Okla.



10

Freshman  
RHP  
R/R

Kelsie Vallies  
Spokane, Wash.



11

Junior  
RHP  
R/R

Miranda Dixon  
Edmond, Okla.



12

Senior  
C  
R/R

Whitney Cloer  
Edmond, Okla.



14

Freshman  
IF  
R/R

Jessica Robison  
Owasso, Okla.



16

Junior  
C  
R/R

Jessica Waddle  
Chickasha, Okla.



17

Soph.  
RHP  
R/R

Layne McGuirt  
Wynne, Ark.



18

Soph.  
IF  
R/R

Westy Wynne  
Fordyce, Ark.



19

Junior  
OF  
L/R

Jessica Bachkora  
Overland Park, Kan.



20

Senior  
IF  
R/R

Kayla Johnson  
Bartlesville, Okla.



21

Senior  
IF  
R/R

Amie Hubbard  
Bryant, Ark.



22

R-Soph.  
OF  
R/R

Becca Carden  
Miami, Okla.



23

R-Junior  
IF  
R/R

Sandra Smith  
Tulsa, Okla.



24

Soph.  
IF  
R/R

Emily Jones  
Joplin, Mo.



25

Soph.  
IF  
R/R

Lauren Chisom  
Bentonville, Ark.



27

Soph.  
IF  
R/R

Hannah Cicioni  
Rogers, Ark.



29

Freshman  
IF  
R/R

Brittany Griffiths  
Plano, Texas



32

Soph.  
RHP  
R/R

Kim Jones  
Lenexa, Kan.



33

Junior  
LHP  
L/L

Teighynne Hulsey  
Edmond, Okla.



51

Senior  
OF  
L/L

Brandy Foust  
Choctaw, Okla.



62

Soph.  
C  
R/R

Amanda Caldwell  
Victoria, Texas



Head  
Coach

Jamie Pinkerton  
5th Season



Assistant  
Coach

Tiffany Redding  
5th Season



Assistant  
Coach

Aly Sartini  
5th Season

# 2009 Arkansas Razorbacks



2009 Razorback Seniors



## 2009 PREVIEW

When the 2009 Arkansas softball team takes the field for its Feb. 6 season opener, it will be on the heels of a 37-win campaign last season. The Razorbacks are hoping to parlay the momentum of a 2008 season that included a bid into the NCAA Tournament, the third appearance in program history. With the graduation of three players only, head coach Jamie Pinkerton welcomes back 20 letterwinners from last year's team, including a class of seven seniors. The Razorbacks will call upon its veterans and crop of newcomers to fill the shoes left



by Samantha Buckner, Katy Henry and Dayna Huckabee.

Arkansas is led by its senior group of Brandy Baze, Whitney Cloer, Brandy Foust, Hillary Freeman, Amie Hubbard, Kayla Johnson and Jocelyne Moncrief. Along with its seniors, the Razorback roster is filled with six juniors, 10 sophomores and four freshmen.

The most noticeable impact for the Razorbacks may come in the circle where Henry spent her four-year career collecting 56 wins, third all-time on Arkansas' career list, and 756 strikeouts, the second-highest total in school history. Junior Miranda Dixon was the team's No. 2 pitcher during the 2008 season, and will be looked at to step in as the staff leader. Last year, Dixon was 12-13 with a team-best 2.30 ERA in 137 innings of work.

Dixon is valuable at the plate where she hit .317 with 13 home runs and a school-record 47 RBI last season. One of five players to start all 66 games in 2008, Dixon was a mainstay in the Razorback lineup.

Besides Dixon, the only returning pitcher to post a win last season was Kim Jones. The Lenexa, Kan., native

totaled a 5-3 record during her freshman season with a 2.76 ERA. Arkansas returns two other arms, Teighynne Hulsey and Layne McGuirt, from last season. Hulsey appeared in just two games in the circle, while McGuirt worked 20.2 innings, claiming 25 strikeouts and a save.

The Razorbacks went out to the west coast to bring in a young arm as freshman Kelsie Vallies joins the staff after a stellar high school career in which she struck out 820 batters.

Behind home plate, Cloer will shoulder the responsibility of handling the Razorback pitchers. The senior leads the group of four catchers which also includes Amanda Caldwell, Leslie Dixon and Jessica Waddle. All four players saw time behind the plate last season, which will prove beneficial working with the young pitching staff.

Dixon made 10 starts last season, while Waddle was a starter in seven games. Caldwell appeared in five games during her freshman season.

The infield will also feel the effect of losing key defensive and offensive components with the graduations of Buckner and Huckabee. Last season, the two totaled 482 putouts, collectively, and combined for 17 home runs and 72 RBI. Luckily, the Razorbacks have plenty of returning experience and reliable bats on the roster.

Headed by Johnson, Arkansas' top hitter last season, and juniors Brittany Robison and Sandra Smith, the infield is a balance of experience and youth. In 2008, the infield accounted for 50 of the Razorbacks' 82 errors, so cleaning up play from first to third will be key. With 11 players slotted to play the infield, Arkansas will have plenty of bodies to shuffle in and out as the season plays out.

Offensively, the infield will be led by Johnson who scored a school-record 53 runs in 2008. Her 71 hits and .338 batting average were also tops for Arkansas. Robison and Smith hit .265 and .236, respectively, last season for the Razorbacks. Smith etched her name onto the top of the single-season record books with 14 home runs in 2008.





## 2009 PREVIEW

The depth on the Arkansas infield will be aided by the additions of freshmen Brittany Griffiths and Jessica Robison, a pair of all-state performers from Texas and Oklahoma, respectively.

The senior trio of Freeman, Foust and Moncrief head up the outfield unit that also includes junior Jessica Bachkora, redshirt sophomore Becca Carden, freshman Tori Mort and walk-on Lindsey Wells. Arkansas' outfield stays intact with no players lost from the previous season. Collectively, Bachkora, Freeman and Moncrief started 160 games last season. Bachkora was the Razorbacks' best-hitting outfielder with a .272 batting average in 2008. She also hit a team-best .289 against Southeastern Conference opponents. She was also second on the team with 42 runs scored.

Carden transferred to Arkansas from Northeastern Oklahoma A&M before the 2008 season and redshirted, so she will be a new addition with some collegiate experience. Mort is an all-state performer from Oklahoma who carried a .362 batting average and had 150 hits during her prep career.

Arkansas' schedule features six teams in the USA Today/NFCA Division I Top 25 Preseason Poll. Five of those teams come from the SEC, including top-ranked Florida which the Razorbacks visit April 25-26 for a three-game series. Arkansas will also travel to No. 3 Alabama (April 18-19) and No. 12 Tennessee (March 25). The Razorbacks return to Norman, Okla., for an April 8 meeting with No. 10 Oklahoma.

The Razorbacks will play host to No. 19 LSU (April 10-11) and No. 22 Geor-



gia (May 2-3) to conclude the regular season.

Arkansas will be opening the doors on its new home facility, Bogle Park, during the 2009 season. The Razorbacks open the building with the Holiday Inn-NWA Razorback Invitational which will be played Feb. 27-March 1. Arkansas will welcome teams from Ball State, Bradley, South Dakota State and Wichita State for the three-day tournament.

The Bogle Park Dedication is scheduled for April 11, the home series finale against LSU.

Arkansas will be looking to earn a spot in the SEC Championship for the first time since the 2002 season, a six-year absence. This year's conference tournament (May 7-9) will be hosted by the University of Tennessee at Sherri Parker Lee Stadium in Knoxville.

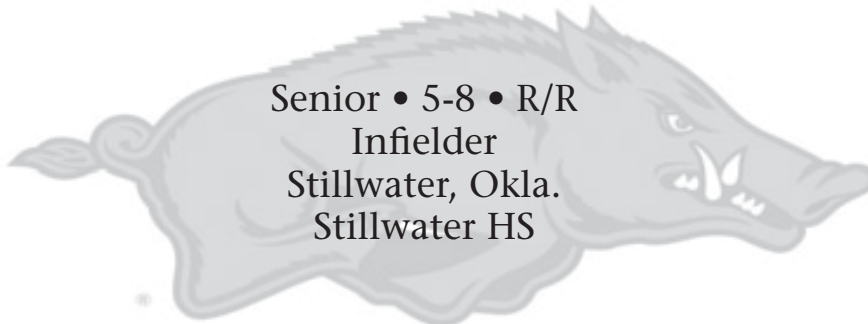


Bogle Park, completed before the start of the 2009 season, is the most recent athletic facility on the University of Arkansas campus and is the home field for the Razorback softball team. The 1,200-seat stadium also features outfield seating for fans wanting to relax in the grass. This picture is taken from the center field grass seating. Arkansas will host the Holiday Inn-NWA Razorback Invitational, in addition to home dates against five SEC opponents, including LSU and Georgia.



2009 RAZORBACKS

# #1 BRANDY BAZE



Senior • 5-8 • R/R  
 Infielder  
 Stillwater, Okla.  
 Stillwater HS

**2008:** Baze appeared in 19 games during her junior season. She pinch ran against No. 15 LSU in game two of a doubleheader and scored during Arkansas' five-run fifth inning. Baze also crossed the plate against Western Illinois and Florida International to finish the season with three runs scored. Off the field, she was named to the 2008 SEC Spring Academic Honor Roll.

**2007:** In her second season, Baze played in 33 games mostly at second base. She was 1-for-1 against Louisiana-Monroe on March 3. In her first start of the season, Baze hit .333 in Arkansas' win against Nebraska.

**2006:** Baze posted the second-highest batting average of the freshman class with a .182 clip. Against Oklahoma State on March 29, Baze recorded her first career hit. She played in 22 games and started seven.

**HIGHSCHOOL:** At Stillwater High School, Baze led the Pioneers to two state semifinal appearances. As a senior, Baze was an all-district selection despite an arm injury. While a member of the Oklahoma City Jitterbugs, Baze led the club team to a seventh-place finish at nationals.

**PERSONAL:** Born Aug. 12, 1987, she is the daughter of Kurt and Donita Baze. Both of her parents were former Central Oklahoma athletes. Baze has a younger sister, Kirsty, and is majoring in kinesiology.



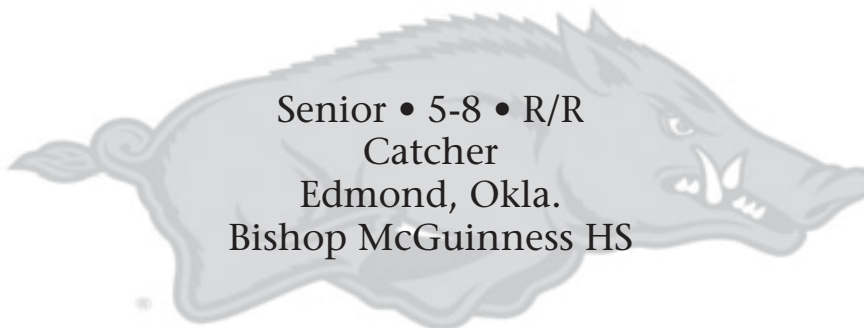
## CAREER STATISTICS

Year	Avg	GP	GS	AB	R	H	2B	3B	HR	RBI	TB	SLG%	BB	HBP	SO	GDP	OB%	SF	SH	SB	ATT	PO	A	E	FLD%
2006	.182	22	7	11	3	2	0	0	0	0	2	.182	0	0	6	0	.182	0	0	0	0	12	7	3	.864
2007	.063	33	16	32	0	2	0	0	0	0	2	.063	1	2	16	0	.143	0	2	0	0	26	31	2	.966
2008	.000	19	0	2	3	0	0	0	0	0	0	.000	0	0	1	0	.000	0	1	0	0	2	0	0	1.000
<b>TOTAL</b>	<b>.089</b>	<b>74</b>	<b>23</b>	<b>45</b>	<b>6</b>	<b>4</b>	<b>0</b>	<b>0</b>	<b>0</b>	<b>0</b>	<b>4</b>	<b>.089</b>	<b>1</b>	<b>2</b>	<b>23</b>	<b>0</b>	<b>.146</b>	<b>0</b>	<b>3</b>	<b>0</b>	<b>0</b>	<b>40</b>	<b>38</b>	<b>5</b>	<b>.940</b>



2009 RAZORBACKS

# #12 WHITNEY CLOER



**2008:** Cloer played in 55 games during the season, which included 50 starts behind the plate. She finished the season third on the team with a .289 batting average. Cloer posted nine multi-hit games, six multi-RBI efforts and had an 11-game hitting streak during her junior season. In a doubleheader against Northern Colorado, she registered a home run, four hits, three runs and six RBI. Cloer tied a season high with three hits against No. 8 Tennessee in the Razorbacks' 5-2 victory. In the regular season's final series, she collected a hit in each game against No. 23 Mississippi State. In Arkansas' 7-5 win over Tulsa in NCAA Regional play, Cloer started the sixth-inning rally with her fifth home run of the season, a shot to left field. She finished the year with 26 runs batted in, 22 runs scored and 46 hits. For her work away from the field and in the classroom, Cloer was named to the 2008 SEC Spring Academic Honor Roll.

**2007:** Cloer broke the single-game record for most hits in a game with five against Kentucky on March 31. Cloer was 5-for-5 with four RBI, two runs scored, two doubles and a home run. The Razorbacks' starting catcher as a sophomore, Cloer had 25 RBI, seven doubles and six home runs. She hit two homers against Nebraska. Cloer tallied 13 multiple-hit games and seven multiple-RBI games. She had the best slugging percentage on the team (.438) and was second with a .273 batting average.

**2006:** Cloer contributed as catcher during her first year. She started 42 games, drove in 13 runs, and collected six extra-base hits. In multiple games Cloer was 2-for-3 with a run scored. Against Centenary on Feb.

17, she launched her first career home run, a three-run shot. Cloer finished the year with three home runs.

**HIGH SCHOOL:** Cloer joined the Razorbacks as an Oklahoma all-state catcher at Bishop McGuinness High School. She was a Little All-City selection as a senior. Her sophomore season, Cloer led the Fighting Irish to their first state tournament appearance in school history. She was a member of the Oklahoma Jitterbugs club team and was a Jim Thorpe Oklahoman Scholar Athlete recipient.

**PERSONAL:** Born June 21, 1987, she is the daughter of Ray Cloer and Sandy Nedbalek. Cloer has an older brother, Ryan. She is majoring in kinesiology.



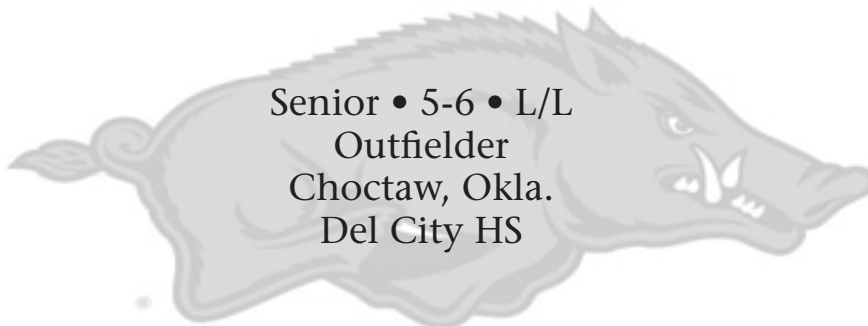
## CAREER STATISTICS

Year	Avg	GP	GS	AB	R	H	2B	3B	HR	RBI	TB	SLG%	BB	HBP	SO	GDP	OB%	SF	SH	SB	ATT	PO	A	E	FLD%
2006	.145	50	42	110	9	16	2	1	3	13	29	.264	13	2	23	0	.242	3	4	2	2	229	14	2	.992
2007	.273	63	63	176	17	48	7	2	6	25	77	.438	6	3	48	1	.308	0	4	4	5	360	29	5	.987
2008	.289	55	54	159	22	46	4	1	5	26	67	.421	7	6	28	1	.339	2	2	0	2	286	20	2	.994
<b>TOTAL</b>	<b>.247</b>	<b>168</b>	<b>159</b>	<b>445</b>	<b>48</b>	<b>110</b>	<b>13</b>	<b>4</b>	<b>14</b>	<b>64</b>	<b>173</b>	<b>.389</b>	<b>26</b>	<b>11</b>	<b>99</b>	<b>2</b>	<b>.302</b>	<b>5</b>	<b>10</b>	<b>6</b>	<b>9</b>	<b>875</b>	<b>63</b>	<b>9</b>	<b>.990</b>



2009 RAZORBACKS

# #51 BRANDY FOUST



Senior • 5-6 • L/L  
 Outfielder  
 Choctaw, Okla.  
 Del City HS

**2008:** Foust appeared in 32 games during the season as a pinch runner and tallied six runs scored and one stolen base. She scored three runs during SEC play against South Carolina, LSU and Mississippi State. Foust stole her first career base in game one of a doubleheader against the Gamecocks. Away from the field, she was named to the 2008 SEC Spring Academic Honor Roll.

**2007:** Foust played in 26 games as a sophomore and got her first start in right field against North Dakota State. Foust scored three runs and also pitched three games in relief earning a 2.33 ERA and allowing just one earned run.

**2006:** In her first season for Arkansas, Foust played in 15 games, mainly as a pinch runner. She scored seven runs.

**HIGH SCHOOL:** Foust earned all-state honors as a senior before joining the Razorbacks as an outfielder. She recorded a .402 batting average in her final season with the Del City Eagles and as a junior, guided them to the Mid-State Conference title. In 2004, Foust led the Oklahoma Jammers club team to a seventh-place finish at the ASA 16-and-under National Tournament.

**PERSONAL:** Born May 11, 1987, she is the daughter of Steve and Kathy Foust. She has two brothers, Cody and Rhino, and a sister, Casie. Her brother Cody wrestled at the University of Nebraska. Foust is majoring in pre-med biology.



## CAREER STATISTICS

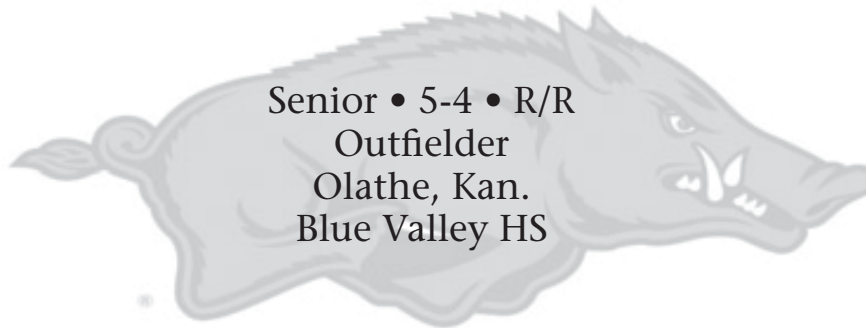
Year	Avg	GP	GS	AB	R	H	2B	3B	HR	RBI	TB	SLG%	BB	HBP	SO	GDP	OB%	SF	SH	SB	ATT	PO	A	E	FLD%
2006	.000	15	0	2	7	0	0	0	0	0	0	.000	0	0	1	0	.000	0	0	0	0	0	0	0	.000
2007	.000	29	1	3	3	0	0	0	0	0	0	.000	0	0	2	0	.000	0	0	0	0	0	1	0	1.000
2008	.000	32	0	6	0	0	0	0	0	0	0	.000	0	0	0	0	.000	0	0	1	1	0	0	0	.000
<b>TOTAL</b>	<b>.000</b>	<b>76</b>	<b>1</b>	<b>5</b>	<b>16</b>	<b>0</b>	<b>0</b>	<b>0</b>	<b>0</b>	<b>0</b>	<b>0</b>	<b>.000</b>	<b>0</b>	<b>0</b>	<b>3</b>	<b>0</b>	<b>.000</b>	<b>0</b>	<b>0</b>	<b>1</b>	<b>1</b>	<b>0</b>	<b>1</b>	<b>0</b>	<b>1.000</b>

Year	ERA	W	L	App	GS	CG	SHO	CBO	SV	IP	H	R	ER	BB	SO	2B	3B	HR	BF	B/Avg	WP	HBP	SFA	SHA	BK
2007	2.33	0	0	3	0	0	0	0	0	3.0	3	1	1	1	2	0	0	0	11	.300	0	0	0	0	0
<b>TOTAL</b>	<b>2.33</b>	<b>0</b>	<b>0</b>	<b>3</b>	<b>0</b>	<b>0</b>	<b>0</b>	<b>0</b>	<b>0</b>	<b>3.0</b>	<b>3</b>	<b>1</b>	<b>1</b>	<b>1</b>	<b>2</b>	<b>0</b>	<b>0</b>	<b>0</b>	<b>11</b>	<b>.300</b>	<b>0</b>	<b>0</b>	<b>0</b>	<b>0</b>	<b>0</b>



2009 RAZORBACKS

# #4 HILLARY FREEMAN



Senior • 5-4 • R/R  
 Outfielder  
 Olathe, Kan.  
 Blue Valley HS

**2008:** Freeman made 31 starts during the season and appeared in 56 total games. She established career marks with 10 hits and 11 runs scored, and tied career bests with three RBI and three stolen bases. She turned in a two-RBI effort in game two of a doubleheader with Northern Colorado. In the opening game of a doubleheader against Indiana State, Freeman had a career-high three hits. She also had a couple of two-run games, against San Jose State and Florida International. Freeman was recognized for her work in the classroom as she claimed a spot on the 2008 SEC Spring Academic Honor Roll.

**2007:** Freeman started 17 games in left field as a sophomore. Her best performance of the season was in a win at Kansas. Freeman hit the first home run and double of her career, going 2-for-3 with three RBI. Freeman boasted a 1.000 fielding percentage during the season.

**2006:** Freeman played in 32 games, primarily as a pinch runner in her first season with the Razorbacks. Freeman scored six runs and stole three bases.

**HIGH SCHOOL:** Freeman was named to the Eastern Kansas League honorable mention team as a sophomore and senior. She was also a team captain for the Blue Valley Tigers her final season.

Freeman and the Tigers were two-time regional runners-up. In 2005, Freeman was a member of the Kansas City Lasers club team that won the USSSA 18-and-under World Series Championship.

**PERSONAL:** Born Jan. 30, 1987, she is the daughter of Drew and Diane Freeman. She has two brothers, Seth and Alex. Freeman is majoring in communications.



## CAREER STATISTICS

Year	Avg	GP	GS	AB	R	H	2B	3B	HR	RBI	TB	SLG%	BB	HBP	SO	GDP	OB%	SF	SH	SB	ATT	PO	A	E	FLD%
2006	.000	32	2	1	6	0	0	0	0	0	0	.000	0	1	1	0	.500	0	0	3	4	1	0	0	1.000
2007	.129	28	17	31	6	4	1	0	1	3	8	.258	3	2	18	0	.250	0	0	0	0	31	0	0	1.000
2008	.179	42	31	56	11	10	1	0	0	3	11	.196	6	0	25	0	.258	0	3	3	4	38	1	5	.886
<b>TOTAL</b>	<b>.159</b>	<b>102</b>	<b>50</b>	<b>88</b>	<b>23</b>	<b>14</b>	<b>2</b>	<b>0</b>	<b>1</b>	<b>6</b>	<b>19</b>	<b>.216</b>	<b>9</b>	<b>3</b>	<b>44</b>	<b>0</b>	<b>.260</b>	<b>0</b>	<b>3</b>	<b>6</b>	<b>8</b>	<b>70</b>	<b>1</b>	<b>5</b>	<b>.934</b>





2009 RAZORBACKS

# #21 AMIE HUBBARD



Senior • 5-6 • R/R  
 Infielder  
 Bryant, Ark.  
 Hutchinson CC/Bryant HS

**2008:** In her first season with the Razorbacks, Hubbard appeared in 27 games primarily as a pinch runner. Against UAB in the season opener, she scored the game-tying run in the bottom of the eighth inning to knot the game at five-all. She was on base when Samantha Buckner hit a grand slam in the bottom of the sixth against No. 8 Tennessee. Hubbard finished the season with five runs scored. In her only official at bat of the season, she knocked a double to right center, the first hit of her Arkansas career, and picked up an RBI in the nightcap of a doubleheader with ULM.

**PRIOR TO ARKANSAS:** Hubbard joined Arkansas softball in the infield after playing two years at Hutchinson Community College. Hubbard graduated from Bryant High School where she earned all-state honors. A three-time all-conference selection, Hubbard had a career batting average of .376 and led her team to a second-place finish in the state tournament her senior year. Hubbard was also a member of the Delta Dynamite club team.

**PERSONAL:** Born Sept. 9, 1987, she is the daughter of David and Joan Hubbard. She has two older siblings, Tonya and Ronnie, and a younger sister, Jenifer. Hubbard is majoring in elementary education.



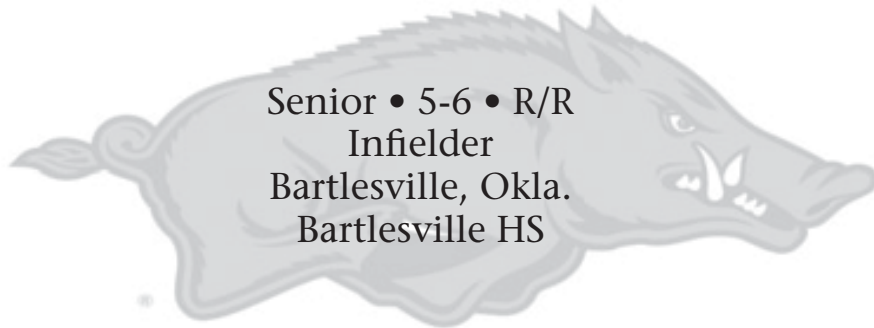
### CAREER STATISTICS

Year	Avg	GP	GS	AB	R	H	2B	3B	HR	RBI	TB	SLG%	BB	HBP	SO	GDP	OB%	SF	SH	SB	ATT	PO	A	E	FLD%
2008	1.000	27	0	1	5	1	1	0	0	1	2	2.000	1	0	0	0	1.000	0	0	0	1	0	2	1	.667
TOTAL	1.000	27	0	1	5	1	1	0	0	1	2	2.000	1	0	0	0	1.000	0	0	0	1	0	2	1	.667



2009 RAZORBACKS

# #20 KAYLA JOHNSON



Senior • 5-6 • R/R  
 Infielder  
 Bartlesville, Okla.  
 Bartlesville HS

**2008:** The team's leading hitter and scorer, Johnson started all 66 games during the season. Arkansas benefited from her offensive surge that saw the junior infielder set career marks in hits, batting average, runs scored, home runs and RBI. Batting, primarily, at the No. 2 spot in the lineup, Johnson led the team with 71 hits, 53 runs scored and a .338 batting average, more than 100 points better than her .219 average during the previous season. Her 53-run tally tops the Arkansas single-season list. Her nine home runs more than doubled her previous career total of four. Johnson opened the season with a 12-game hitting streak, the longest of any Razorback player in 2008. She added hitting streaks of eight and 10 games during the year as well. Johnson was named to the all-tournament team at the Metrodome Classic where she collected eight hits, five runs, one home run and two RBI. In the regular-season finale, she had three hits, one of her team-leading 19 multi-hit games on the season. She also totaled 10 multi-RBI games and scored at least two runs in 13 contests. Johnson was also named to the 2008 SEC Spring Academic Honor Roll.

**2007:** Johnson started at second base as a sophomore and was third on the team in runs (24), doubles (6), home runs (3) and RBI (27). One of Johnson's best games was against Missouri when she was 3-for-4 with a double, three RBI and two runs scored. Johnson had six multiple-RBI games and went on a six-game hitting streak in February.

**2006:** In her first year at Arkansas, Johnson started 56 games in the middle of the infield. She led the team with 18 walks and ranked third in RBI with 15. Johnson recorded four multiple-hit and four multiple-RBI games. Against North Carolina, Florida and Tennessee Johnson was 2-for-3 at the plate. In a win over No. 11 LSU on April 26, Johnson launched her first home run as a Razorback. She led the freshmen class with 27 hits.

**HIGH SCHOOL:** As an Oklahoma all-state infielder, Johnson guided the Bartlesville Bruins to back-to-back Class 6A state tournament appearances as a junior and a senior. Johnson recorded a .557 batting average her senior season. In 2004, Johnson earned most valuable honors at the AFA National Tournament as a member of the Tulsa Eagles club team. In her junior season, Johnson and the Eagles won the 18-and-under AFA National Championship.

**PERSONAL:** Born Jan. 10, 1987, she is the daughter of Brad and Ginger Johnson. She has a younger brother, Clint. Johnson is majoring in psychology.



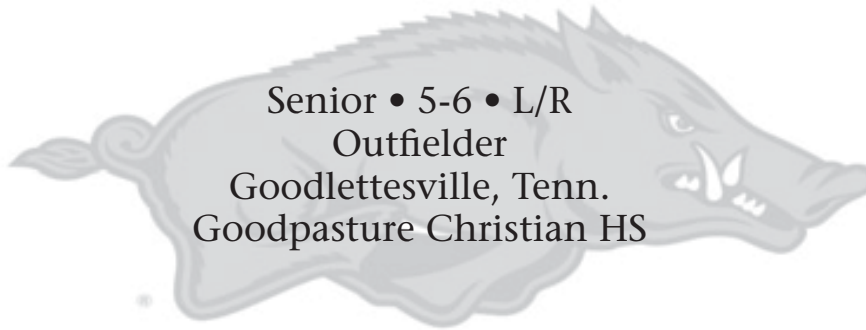
CAREER STATISTICS

Year	Avg	GP	GS	AB	R	H	2B	3B	HR	RBI	TB	SLG%	BB	HBP	SO	GDP	OB%	SF	SH	SB	ATT	PO	A	E	FLD%
2006	.175	58	56	154	15	27	3	0	1	15	33	.214	18	2	35	0	.270	0	11	0	0	76	74	19	.888
2007	.219	61	52	155	24	34	6	0	3	23	49	.316	12	4	27	1	.291	1	0	0	0	102	75	15	.922
2008	.338	66	66	210	53	71	13	1	9	37	113	.538	17	2	28	1	.393	0	9	6	6	131	68	16	.926
<b>TOTAL</b>	<b>.254</b>	<b>185</b>	<b>174</b>	<b>519</b>	<b>92</b>	<b>132</b>	<b>22</b>	<b>1</b>	<b>13</b>	<b>75</b>	<b>195</b>	<b>.376</b>	<b>47</b>	<b>8</b>	<b>90</b>	<b>2</b>	<b>.325</b>	<b>1</b>	<b>20</b>	<b>6</b>	<b>6</b>	<b>309</b>	<b>217</b>	<b>50</b>	<b>.913</b>



2009 RAZORBACKS

# #2 JOCELYNE MONCRIEF



**2008:** One of five Razorbacks to start every game, Moncrief was a mainstay in the outfield. At the plate, she batted .214 with 11 RBI and six multi-hit games. She turned in a three-hit, two-run performance at Kentucky in game one of a doubleheader. Moncrief scored another two runs in the series finale against the Wildcats. She ended the regular season on a four-game hit streak. Against Missouri State, she had two hits, two RBI and scored a run in Arkansas' 9-1 win. Moncrief was also named to the 2008 SEC Spring Academic Honor Roll.

**2007:** As a sophomore, Moncrief started 31 games, primarily in left field. She had 42 putouts, two assists and a 1.000 fielding percentage. Moncrief scored runs in wins against Northern Iowa on March 3 and Mississippi State on May 4.

**2006:** Moncrief started 49 games, primarily in left field, for the Razorbacks. Against Jacksonville State on March 3, Moncrief was 2-for-3 with a run scored. Moncrief also had a multiple-hit game with a 2-for-4 performance against Missouri-Kansas City on Feb. 26.

**HIGH SCHOOL:** A three-time Class A state champion, Moncrief joined Arkansas as an outfielder after a successful career with the Goodpasture Christian Cougars. As a sophomore, Moncrief hit over .600 in the state tournament. Moncrief was also a member of the Nashville Nighthawks club team, a five-time ASA national qualifier.

**PERSONAL:** Born May 29, 1987, she is the daughter of Tom and Holly Moncrief. She has an older brother, Thomas, and her father played baseball at Middle Tennessee State. Moncrief is majoring in communications.



### CAREER STATISTICS

Year	Avg	GP	GS	AB	R	H	2B	3B	HR	RBI	TB	SLG%	BB	HBP	SO	GDP	OB%	SF	SH	SB	ATT	PO	A	E	FLD%
2006	.160	54	49	119	7	19	0	0	0	3	19	.160	3	0	14	0	.180	0	4	3	3	74	3	2	.975
2007	.000	50	31	36	2	0	0	0	0	1	0	.000	5	1	12	0	.143	0	2	2	2	40	2	0	1.000
2008	.214	66	66	140	15	30	2	0	0	4	32	.229	11	3	34	0	.286	0	6	1	3	37	4	2	.953
TOTAL	.166	170	146	295	24	49	2	0	0	8	51	.173	19	4	60	0	.226	0	12	6	8	151	9	4	.976



## 2009 RAZORBACKS



### #19 JESSICA BACHKORA

Junior • 5-8 • L/R  
 Outfielder  
 Overland Park, Kan.  
 Notre Dame de Sion HS

**2008:** As a sophomore, Bachkora made 63 starts in center field and at the top of the lineup for Arkansas. She had a season-high four hits and scored a run in the season opener against UAB. At the Metrodome Classic, she was named to the all-tournament team after hitting .350 during the six-game event. Bachkora knocked her first career home run, a game-tying shot, in game two of a doubleheader with Oklahoma, which was ranked No. 11 at the time. She enjoyed a six-game hitting streak that included a three-hit performance at No. 15 Georgia. In the final game of the hitting streak, Bachkora filled the box score with two doubles, two runs, two RBI and a walk against Texas A&M-Corpus Christi. In postseason play, she opened the team's scoring against No. 7 Oklahoma in game two of the NCAA Regional in Norman. Bachkora had 14 multi-hit games during the season, was third on the team with 55 hits and second on the squad with 42 runs. She led Arkansas with 15

stolen bases and hit a team-best .289 against Southeastern Conference opponents. She was a second-team preseason All-SEC selection and earned a spot on the 2008 SEC Spring Academic Honor Roll.

**2007:** Her first year as a Razorback, Bachkora posted the highest batting average on the team and set the single-season triple record with five. She also set the single-game triple record hitting two against Missouri on Feb. 25. Bachkora started all 64 games in center field and had a team-high 14 multiple-hit games. Bachkora was the team leader in runs scored (30), hits (58), doubles (10), triples (5), total bases (78) and on-base percentage (.338). Bachkora was the season's stolen base leader and was one of two Arkansas players named to the SEC All-Freshman team.

**HIGH SCHOOL:** A two-time offensive player of the year, Bachkora also got it done in the field, boasting a 1.000 fielding percentage her senior year. She was an all-state selection during her final season for the Notre Dame de Sion Storm and held the city's highest batting average as a junior. Bachkora had a .426 career batting average with seven home runs.

**PERSONAL:** Born Feb. 29, 1988, she is the daughter of Charlie and Patty Bachkora. She has an older sister, Alycia, and an older brother, Christopher. Bachkora's father played baseball at Fort Hays State University, her brother played at Saint Louis University and her sister plays softball at Bradley University. Bachkora is majoring in kinesiology.

#### CAREER STATISTICS

Year	Avg	GP	GS	AB	R	H	2B	3B	HR	RBI	TB	SLG%	BB	HBP	SO	GDP	OB%	SF	SH	SB	ATT	PO	A	E	FLD%
2007	.291	64	64	199	30	58	10	5	0	17	78	.392	9	5	30	0	.338	0	2	16	20	62	4	3	.957
2008	.272	64	63	202	42	55	8	2	1	7	70	.347	22	2	18	0	.350	0	6	15	18	64	1	2	.970
<b>TOTAL</b>	<b>.282</b>	<b>128</b>	<b>127</b>	<b>401</b>	<b>72</b>	<b>113</b>	<b>18</b>	<b>7</b>	<b>1</b>	<b>24</b>	<b>148</b>	<b>.369</b>	<b>31</b>	<b>7</b>	<b>48</b>	<b>0</b>	<b>.344</b>	<b>0</b>	<b>8</b>	<b>31</b>	<b>38</b>	<b>126</b>	<b>5</b>	<b>5</b>	<b>.963</b>



### #11 MIRANDA DIXON

Junior • 6-0 • R/R  
 Pitcher  
 Edmond, Okla.  
 Edmond North HS

**2008:** A Louisville Slugger/NFCA Division I South All-Region second team performer, Dixon led Arkansas in doubles (15), RBI (47), on-base percentage (.427), slugging percentage (.623) and total bases (114). She was also second on the team with 13 home runs, 58 hits and a .317 batting average. In the circle, she was 12-13 in 35 appearances with 122 strikeouts and a team-best 2.30 ERA. Against No. 7 Oklahoma in the Norman Regional, she knocked a game-tying, two-run home run in the bottom of the seventh inning to send the game into extra innings. The Edmond, Okla., native became the first Razorback to be named SEC Pitcher and Player of the Week in the same season. In the classroom, she was an ESPN The Magazine Academic All-District performer and a member of the 2008 SEC Spring Academic Honor Roll.

**2007:** As a freshman, Dixon marked a new facility record, hitting two home runs in a game against Louisiana-Monroe. Dixon led all Razorbacks with seven home runs, then the program's single-season record. In the circle as Arkansas' No. 2 pitcher, she tallied four wins and 92 strikeouts. She held No. 3 Texas A&M to just three hits and struck out a season-high 10 batters. Dixon earned the first shutout of her career with a 1-0 victory over Louisiana Tech. Dixon was one of two Razorbacks named to the Southeastern Conference All-Freshman Team.

**HIGH SCHOOL:** Dixon joined the Razorbacks after a decorated high school career at Edmond North High School. She was the Oklahoma Player of the Year as a junior, a two-time conference most valuable player and an all-state selection her senior year. Dixon holds several records as a Husky, including most strikeouts in a season (326), most wins (55), lowest career ERA (0.64), most strikeouts in a single game (18), most career home runs (7), highest career batting average (.417) and most RBI (90). She guided her team to two fifth-place state finishes and one state championship.

**PERSONAL:** Born Dec. 10, 1987, she is the daughter of Thomas and Linda Dixon. She is the oldest of six with siblings Leslie, Jordan, Joel, Lance and Andrew. Her sister, Leslie, also plays softball for Arkansas. Dixon is majoring in health science.

#### CAREER STATISTICS

Year	Avg	GP	GS	AB	R	H	2B	3B	HR	RBI	TB	SLG%	BB	HBP	SO	GDP	OB%	SF	SH	SB	ATT	PO	A	E	FLD%
2007	.263	61	59	175	17	46	3	0	7	16	70	.400	10	4	41	1	.317	0	1	0	0	9	20	15	.659
2008	.317	66	66	183	35	58	15	1	13	47	114	.623	25	11	38	2	.427	1	3	0	0	8	26	11	.756
<b>TOTAL</b>	<b>.291</b>	<b>127</b>	<b>125</b>	<b>358</b>	<b>52</b>	<b>104</b>	<b>18</b>	<b>1</b>	<b>20</b>	<b>63</b>	<b>184</b>	<b>.514</b>	<b>35</b>	<b>15</b>	<b>79</b>	<b>3</b>	<b>.377</b>	<b>1</b>	<b>4</b>	<b>0</b>	<b>0</b>	<b>17</b>	<b>46</b>	<b>26</b>	<b>.708</b>

Year	ERA	W	L	App	GS	CG	SHO	CBO	SV	IP	H	R	ER	BB	SO	2B	3B	HR	BF	B/Avg	WP	HBP	SFA	SHA	BK
2007	3.07	4	17	33	26	7	1	0	1	139.0	163	100	61	25	92	24	1	12	643	.275	16	5	6	15	0
2008	2.30	12	13	35	21	6	2	0	2	137.0	126	70	45	32	122	28	2	5	597	.236	16	5	5	21	0
<b>TOTAL</b>	<b>2.69</b>	<b>16</b>	<b>30</b>	<b>68</b>	<b>47</b>	<b>13</b>	<b>3</b>	<b>0</b>	<b>3</b>	<b>276.0</b>	<b>289</b>	<b>170</b>	<b>106</b>	<b>57</b>	<b>214</b>	<b>52</b>	<b>3</b>	<b>17</b>	<b>1240</b>	<b>.257</b>	<b>32</b>	<b>10</b>	<b>11</b>	<b>36</b>	<b>0</b>



## 2009 RAZORBACKS



### #33 TEIGHYNNIE HULSEY

Junior • 5-8 • L/L

Pitcher

Edmond, Okla.

Edmond Memorial HS

**2008:** Hulsey appeared in 34 games, including nine starts, during her sophomore season. She finished the year with a career high five RBI, four doubles and two stolen bases. Hulsey registered a couple of one-hit, two-RBI performances against Saint Louis and Oklahoma State. Four of her nine hits came during SEC play. She singled and scored Arkansas' only run in game two of a doubleheader against No. 15 Georgia. Hulsey made two appearances inside the circle for the team, totaling 2.2 innings pitched. She didn't allow a hit to Texas A&M-Corpus Christi in an inning's worth of work and finished the season with a 2.62 ERA. Hulsey was named to the 2008 SEC Spring Academic Honor Roll for her work away from the field.

**2007:** Hulsey played 44 games for the Razorbacks on the mound, in left field and as a designated player. In 17 appearances, Hulsey pitched her way to three wins. She picked up her first victory against Northern Iowa on March 4. Hulsey hit her first home run as a Razorback against Louisiana Tech on April 18. She was the third of back-to-back-to-back home runs that lifted Arkansas to a 5-4 win.

**HIGH SCHOOL:** At Edmond Memorial High School, Hulsey earned all-conference, all-city, all-region and all-state honors. As a senior, she had a 0.76 ERA and a .375 batting average. Hulsey is in her school's record books for most doubles, lowest ERA, fewest hits allowed and fewest walks allowed. Before attending Edmond Memorial, Hulsey played for Edmond Santa Fe High School where she earned the best defense, best offense and MVP awards her freshman and sophomore years.

**PERSONAL:** Born Oct. 14, 1988, she is the daughter of Kim Hulsey. She has three sisters, Caitlynne, Maesynne and Bevynne. Hulsey is majoring in communications.

#### CAREER STATISTICS

Year	Avg	GP	GS	AB	R	H	2B	3B	HR	RBI	TB	SLG%	BB	HBP	SO	GDP	OB%	SF	SH	SB	ATT	PO	A	E	FLD%
2007	.215	46	25	79	10	17	3	0	1	3	23	.291	8	1	20	0	.295	0	0	1	1	13	13	3	.897
2008	.209	33	9	43	6	9	4	0	0	5	13	.302	8	0	12	0	.333	0	1	2	2	6	2	1	.889
<b>TOTAL</b>	<b>.213</b>	<b>79</b>	<b>34</b>	<b>122</b>	<b>16</b>	<b>26</b>	<b>7</b>	<b>0</b>	<b>1</b>	<b>8</b>	<b>36</b>	<b>.295</b>	<b>16</b>	<b>1</b>	<b>32</b>	<b>0</b>	<b>.309</b>	<b>0</b>	<b>1</b>	<b>3</b>	<b>3</b>	<b>19</b>	<b>15</b>	<b>4</b>	<b>.895</b>

Year	ERA	W	L	App	GS	CG	SHO	CBO	SV	IP	H	R	ER	BB	SO	2B	3B	HR	BF	B/Avg	WP	HBP	SFA	SHA	BK
2007	4.04	3	5	17	6	0	0	0	0	45.0	57	31	26	15	38	7	0	0	219	.294	4	6	1	3	0
2008	2.62	0	0	2	0	0	0	0	0	2.2	3	3	1	3	3	2	0	0	15	.273	1	0	0	1	0
<b>TOTAL</b>	<b>3.97</b>	<b>3</b>	<b>5</b>	<b>19</b>	<b>6</b>	<b>0</b>	<b>0</b>	<b>0</b>	<b>0</b>	<b>47.2</b>	<b>60</b>	<b>34</b>	<b>27</b>	<b>18</b>	<b>41</b>	<b>9</b>	<b>0</b>	<b>0</b>	<b>234</b>	<b>.293</b>	<b>5</b>	<b>6</b>	<b>1</b>	<b>4</b>	<b>0</b>



### #9 BRITTANY ROBISON

Junior • 5-8 • R/R

Infielder

Owasso, Okla.

Owasso HS

**2008:** During her sophomore season, Robison started 34 games and posted career highs in home runs and RBI with five and 16, respectively. She totaled 27 hits on the season and posted a .265 batting average. Robison had eight multi-hit games and a four-game hit streak during the season. She also registered four multi-RBI games, including a four-RBI effort in the Razorbacks' victory over Tulsa in the Norman Regional. Against No. 7 Oklahoma in the second game of NCAA Tournament play, Robison collected three hits, including a double in the bottom of the sixth inning. The three hits also represented a season high for the

Owasso, Okla., native. Away from the field, Robison was a member of the 2008 SEC Spring Academic Honor Roll.

**2007:** In her first season at Arkansas, Robison started 42 games, primarily at shortstop. In her first game, Robison hit .500 with a triple and two RBI. Against Mississippi State on May 4, Robison went 3-for-4 with two RBI and a run. She hit her first collegiate home run against Louisiana Tech on April 18. Robison hit the second of back-to-back-to-back home runs that lifted Arkansas to a 5-4 victory.

**HIGH SCHOOL:** An all-state shortstop at Owasso High School, Robison guided the Rams to a state runner-up finish her senior year. She was voted best defensive player, best offensive player, all-conference twice and all-region. During her senior season, she had a .474 batting average and a .707 slugging percentage, driving in 47 runs.

**PERSONAL:** Born Nov. 16, 1987, she is the daughter of Robert and Marlene Robison. Her younger sister, Jessica, is also a member of the Razorback softball team and their father played baseball at the University of Oklahoma. Robison is majoring in kinesiology.

#### CAREER STATISTICS

Year	Avg	GP	GS	AB	R	H	2B	3B	HR	RBI	TB	SLG%	BB	HBP	SO	GDP	OB%	SF	SH	SB	ATT	PO	A	E	FLD%
2007	.128	44	42	86	7	11	1	1	1	10	17	.198	8	0	26	0	.202	0	1	2	2	57	51	13	.893
2008	.265	46	34	102	15	27	5	0	5	16	47	.461	5	0	28	0	.299	0	4	0	1	54	9	0	1.000
<b>TOTAL</b>	<b>.202</b>	<b>90</b>	<b>76</b>	<b>188</b>	<b>22</b>	<b>38</b>	<b>6</b>	<b>1</b>	<b>6</b>	<b>26</b>	<b>64</b>	<b>.340</b>	<b>13</b>	<b>0</b>	<b>54</b>	<b>0</b>	<b>.254</b>	<b>0</b>	<b>5</b>	<b>2</b>	<b>3</b>	<b>111</b>	<b>60</b>	<b>13</b>	<b>.929</b>

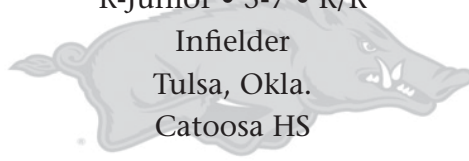


## 2009 RAZORBACKS



### #23 SANDRA SMITH

R-Junior • 5-7 • R/R  
Infielder  
Tulsa, Okla.  
Catoosa HS



**2008:** Coming off a redshirt year, Smith set the Razorback single-season marks for home runs and walks. The Tulsa, Okla., native clubbed 14 home runs and totaled 32 walks. Her 45 RBI during the 2008 campaign were the second most in program history. She carried a .236 batting average, had seven multiple-hit games and finished second on the team with 12 games of at least two RBI. At No. 2 Arizona State, she hit a game-tying grand slam in the top of the sixth inning, just the fifth grand slam in Razorback history. Smith had a career-high three hits in the series finale at Kentucky, helping the team earn its first SEC sweep of the season. In the game, she went 3-for-4 at the plate with a home run and 3 RBI. She had her second multi-hit game during conference play at No. 15 LSU in game two of a doubleheader, going 2-for-5 with a double and two RBI. Against No. 7 Oklahoma in game two of the Norman Regional, Smith was 2-for-5 with a pair of RBI. In the classroom, Smith was a 2008 SEC Spring Academic Honor Roll performer.

**2007:** Smith redshirted due to an injury her second season at Arkansas.

**2006:** In her first season as a Razorback, Smith was the leading freshman with a .206 batting average. Smith recorded four multiple-hit games including a pair of hits in two games in the Mississippi State series. Smith started 36 games, primarily at third base. In the final game of the Kentucky series, Smith went 2-for-2 with a double. Smith followed with a 2-for-3 performance at the plate in the first game of the Louisiana-Monroe doubleheader. Smith recorded her first collegiate home run against Auburn with a two-run blast.

**HIGH SCHOOL:** In her senior season, Smith was an all-state selection and led the Catoosa Indians to a district and conference championship. Smith set the Catoosa school records for career batting average (.344) and home runs (6). She played with the Oklahoma Illusion and Oklahoma Elite club teams. In 2001, Smith paced the Elite to fifth place at the AFA Nationals.

**PERSONAL:** Born June 28, 1987, she is the daughter of Roger Smith and Sebrina Lee. She has three younger brothers, Michael, Trenton and Brian. Smith is majoring in kinesiology.

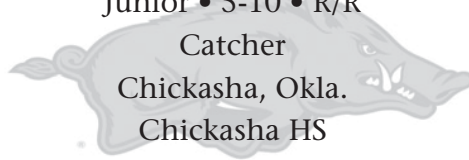
#### CAREER STATISTICS

Year	Avg	GP	GS	AB	R	H	2B	3B	HR	RBI	TB	SLG%	BB	HBP	SO	GDP	OB%	SF	SH	SB	ATT	PO	A	E	FLD%
2006	.206	42	36	102	4	21	4	0	1	7	28	.275	16	2	32	0	.322	1	2	0	0	87	40	5	.962
2008	.236	66	64	182	22	43	7	0	14	45	92	.505	32	0	27	2	.349	1	2	0	0	67	100	9	.949
<b>TOTAL</b>	<b>.225</b>	<b>108</b>	<b>100</b>	<b>284</b>	<b>26</b>	<b>64</b>	<b>11</b>	<b>0</b>	<b>15</b>	<b>52</b>	<b>120</b>	<b>.423</b>	<b>48</b>	<b>2</b>	<b>59</b>	<b>2</b>	<b>.339</b>	<b>2</b>	<b>4</b>	<b>0</b>	<b>0</b>	<b>154</b>	<b>140</b>	<b>14</b>	<b>.955</b>



### #16 JESSICA WADDLE

Junior • 5-10 • R/R  
Catcher  
Chickasha, Okla.  
Chickasha HS



**2008:** Waddle earned seven starts during the 2008 season, including a start in the series opener at Kentucky. She picked up the second hit of her Arkansas career in the bottom of the second against Western Illinois. She also had two walks during the season. Waddle was a member of the 2008 SEC Spring Academic Honor Roll.

**2007:** As a freshman, Waddle played 17 games, adding depth as catcher. On Feb. 18 against Rutgers, Waddle hit her first single as a Razorback, also collecting an RBI.

**HIGH SCHOOL:** Waddle joined Arkansas softball from Chickasha High School where she earned all-state honors her senior year. She was a three-time all-conference player and earned the newcomer of the year award her freshman season. Waddle held a .367 career batting average with 101 RBI and six home runs.

**PERSONAL:** Born Aug. 15, 1988, she is the daughter of Larry and Diana Waddle. She has a younger brother, Devin. Waddle is majoring in health science.

#### CAREER STATISTICS

Year	Avg	GP	GS	AB	R	H	2B	3B	HR	RBI	TB	SLG%	BB	HBP	SO	GDP	OB%	SF	SH	SB	ATT	PO	A	E	FLD%
2007	.053	17	5	19	0	1	0	0	0	1	1	.053	2	0	12	0	.143	0	0	0	0	15	0	1	.938
2008	.067	11	7	15	0	1	0	0	0	0	1	.067	2	0	7	0	.176	0	0	0	0	54	1	2	.965
<b>TOTAL</b>	<b>.059</b>	<b>28</b>	<b>12</b>	<b>34</b>	<b>0</b>	<b>2</b>	<b>0</b>	<b>0</b>	<b>0</b>	<b>1</b>	<b>2</b>	<b>.059</b>	<b>4</b>	<b>0</b>	<b>19</b>	<b>0</b>	<b>.158</b>	<b>0</b>	<b>0</b>	<b>0</b>	<b>0</b>	<b>69</b>	<b>1</b>	<b>3</b>	<b>.959</b>



## 2009 RAZORBACKS



### #62 AMANDA CALDWELL

Sophomore • 5-4 • R/R  
Catcher  
Victoria, Texas  
Memorial HS

**HIGH SCHOOL:** Caldwell was a first-team all-area pick and honorable mention all-state at Memorial High School. She was the top academic athlete three years and received first-team all-state academic honors. Caldwell hit .423 during her junior season with 19 RBI and four home runs. Her home run total broke the previous school record.

**PERSONAL:** Born Sept. 6, 1987, she is the daughter of Vic and Maureen Caldwell. She has three younger siblings, Braeden, Elizabeth and Slater. Caldwell came to Arkansas from a family tradition of softball as her great grandmother was inducted into the Canadian Softball Hall of Fame. She is majoring in international business.

**2008:** Caldwell saw action in five games during her freshman season. She scored the first runs of her Razorback career in Arkansas' 13-run fourth inning against Saint Louis. She earned two walks during the season, one each against ULM and Texas A&M-Corpus Christi. Caldwell was named to the 2008 SEC Freshmen Academic Honor Roll

#### CAREER STATISTICS

Year	Avg	GP	GS	AB	R	H	2B	3B	HR	RBI	TB	SLG%	BB	HBP	SO	GDP	OB%	SF	SH	SB	ATT	PO	A	E	FLD%
2008	.000	5	0	1	2	0	0	0	0	0	0	.000	2	0	0	0	.667	0	0	0	0	0	1	0	1.000
<b>TOTAL</b>	<b>.000</b>	<b>5</b>	<b>0</b>	<b>1</b>	<b>2</b>	<b>0</b>	<b>0</b>	<b>0</b>	<b>0</b>	<b>0</b>	<b>0</b>	<b>.000</b>	<b>2</b>	<b>0</b>	<b>0</b>	<b>0</b>	<b>.667</b>	<b>0</b>	<b>0</b>	<b>0</b>	<b>0</b>	<b>0</b>	<b>1</b>	<b>0</b>	<b>1.000</b>



### #22 BECCA CARDEN

R-Sophomore • 5-8 • R/R  
Outfielder  
Miami, Okla.  
NEO A&M/Bryant HS

**PRIOR TO ARKANSAS:** Becca Carden transferred to Arkansas from Northeastern Oklahoma A&M where she played outfield. Carden boasted a .450 batting average with seven home runs. She was named an All-American after leading the Lady Norse to a fourth-place finish at nationals. A 2006 graduate of Miami High School, Carden had a career batting average of .517 with 75 hits and 43 runs as a three-year letterwinner.

**PERSONAL:** Born Nov. 29, 1987, she is the daughter of Pat and Carol Carden. She has two brothers, Steven and Philip, and one sister, Emily. Carden's father played baseball at Texas Christian University. Carden is majoring in kinesiology.

**2008:** Carden redshirted during the 2008 season.

#### CAREER STATISTICS

Year	Avg	GP	GS	AB	R	H	2B	3B	HR	RBI	TB	SLG%	BB	HBP	SO	GDP	OB%	SF	SH	SB	ATT	PO	A	E	FLD%	
2008	Redshirt Season																									



### #25 LAUREN CHISOM

Sophomore • 5-6 • R/R  
Infielder  
Bentonville, Ark.  
Bentonville HS

**HIGH SCHOOL:** Chisom was a three-time all-state selection and a two-time offensive player of the year at Bentonville High School. In addition, she received the newcomer of the year award after her freshman season. As a senior, she posted a .333 batting average with 21 RBI, while leading her team to the state semifinals.

**PERSONAL:** Born March 17, 1989, she is the daughter of Bryan and Tina Chisom. She has an older sister, Jennifer, and two younger sisters, Miranda and Britt. She is majoring in dietetics.

**2008:** Chisom made an appearance in five games during her freshman season. In her first game as a Razorback, she picked up her first-career RBI when she was hit by a pitch with the bases loaded against Centenary. She also scored a run in the game. Chisom scored against Creighton and Indiana State to bring her season runs total to three.

#### CAREER STATISTICS

Year	Avg	GP	GS	AB	R	H	2B	3B	HR	RBI	TB	SLG%	BB	HBP	SO	GDP	OB%	SF	SH	SB	ATT	PO	A	E	FLD%
2008	.000	5	0	2	3	0	0	0	0	1	0	.000	0	1	1	0	.333	0	0	0	0	0	0	0	.000
<b>TOTAL</b>	<b>.000</b>	<b>5</b>	<b>0</b>	<b>2</b>	<b>3</b>	<b>0</b>	<b>0</b>	<b>0</b>	<b>0</b>	<b>1</b>	<b>0</b>	<b>.000</b>	<b>0</b>	<b>1</b>	<b>1</b>	<b>0</b>	<b>.333</b>	<b>0</b>	<b>0</b>	<b>0</b>	<b>0</b>	<b>0</b>	<b>0</b>	<b>0</b>	<b>.000</b>



## 2009 RAZORBACKS



### #27 HANNAH CICIONI

Sophomore • 5-11 • R/R  
 Infielder  
 Rogers, Ark.  
 Rogers HS

2007: Cicioni redshirted during her first year as a Razorback.

**HIGH SCHOOL:** Cicioni earned all-state honors in both her junior and senior years. She was a two-time MVP for Rogers High School and was the school's first-ever Division I softball signee. Cicioni was selected as an all-star her junior year and held the highest batting average on her team. As a senior, Cicioni had a .388 batting average and a .483 on-base percentage.

**PERSONAL:** Born Jan. 11, 1988, she is the daughter of Roy Knapp and Pamela Cicioni. She is majoring in kinesiology.

2008: Cicioni appeared in one game during her freshman season. She had one plate appearance during the season, an at-bat in the second game of a doubleheader against ULM.

#### CAREER STATISTICS

Year	Avg	GP	GS	AB	R	H	2B	3B	HR	RBI	TB	SLG%	BB	HBP	SO	GDP	OB%	SF	SH	SB	ATT	PO	A	E	FLD%
2008	.000	1	0	1	0	0	0	0	0	0	0	.000	0	0	1	0	.000	0	0	0	0	0	0	0	.000
TOTAL	.000	1	0	1	0	0	0	0	0	0	0	.000	0	0	1	0	.000	0	0	0	0	0	0	0	.000



### #7 LESLIE DIXON

Sophomore • 5-6 • R/R  
 Catcher  
 Edmond, Okla.  
 Edmond North HS

over Kentucky. She was also a member of the 2008 Southeastern Conference Freshman Academic Honor Roll.

**HIGH SCHOOL:** Dixon was the starting catcher all four years at Edmond North High School. She earned All-Edmond honors every year, was all-conference three years and all-state as a senior. Dixon hit .444 during her senior year. She guided her team to two fifth-place finishes and one state championship. Dixon played for the Oklahoma Ultimate club team.

**PERSONAL:** Born Feb. 20, 1989, she is the daughter of Thomas and Linda Dixon. She has an older sister, Miranda, and four younger brothers, Jordan, Joel, Lance and Andrew. Her sister Miranda also plays softball for Arkansas. Dixon is majoring in nutrition.

2008: Dixon appeared in 23 games for the Razorbacks, including 10 starts. She had four hits, three runs, two RBI and one home run during her freshman campaign. She scored a career-high two runs against Saint Louis. Dixon belted her first career home run in Arkansas' 3-0 win

#### CAREER STATISTICS

Year	Avg	GP	GS	AB	R	H	2B	3B	HR	RBI	TB	SLG%	BB	HBP	SO	GDP	OB%	SF	SH	SB	ATT	PO	A	E	FLD%
2008	.121	23	10	33	3	4	0	0	1	2	7	.212	0	0	7	0	.118	1	0	0	0	61	12	0	1.000
TOTAL	.121	23	10	33	3	4	0	0	1	2	7	.212	0	0	7	0	.118	1	0	0	0	61	12	0	1.000



### #24 EMILY JONES

Sophomore • 6-1 • R/R  
 Infielder  
 Joplin, Mo.  
 Joplin HS

**HIGH SCHOOL:** Jones joined the Razorbacks from Joplin High School where she helped the Eagles to four conference championships and a state quarterfinal appearance. Jones holds eight school records in softball. She had 108 hits, 24 doubles, 16 home runs and 91 RBI during her career and had a .488 batting average as a senior. Her club team, the Tulsa Eagles Gold, was the ASA Regional Champion in 2005 and the 2002-03 USSSA State Champion.

**PERSONAL:** Born Sept. 1, 1988, she is the daughter of Jeffrey and Lori Jones. She is the youngest of six with siblings Derek, Grant, Chris, Zac and Jenny. Jones is majoring in kinesiology.

2008: Jones made an appearance in four games during her freshman season. She grounded out to shortstop to post her first career RBI in Arkansas' 8-1 win over Texas A&M-Corpus Christi in game one of a doubleheader.

#### CAREER STATISTICS

Year	Avg	GP	GS	AB	R	H	2B	3B	HR	RBI	TB	SLG%	BB	HBP	SO	GDP	OB%	SF	SH	SB	ATT	PO	A	E	FLD%
2008	.000	4	0	4	0	0	0	0	0	1	0	.000	0	0	3	0	.000	0	0	0	0	0	0	0	.000
TOTAL	.000	4	0	4	0	0	0	0	0	1	0	.000	0	0	3	0	.000	0	0	0	0	0	0	0	.000





## 2009 RAZORBACKS



### #32 KIM JONES

Sophomore • 5-11 • R/R

Pitcher

Lenexa, Kan.

Shawnee Mission Northwest HS

**2008:** Jones made nine starts inside the circle for the Razorbacks and posted a 5-3 record with a 2.76 ERA. In 53.1 innings pitched, she allowed 55 hits, 21 earned runs while striking out 46 batters. She twice struck out a season-best eight batters in wins over Alcorn State and Texas A&M-Corpus Christi. Jones picked up the first win of her Razorback career, a 5-3 victory over Iowa, by striking out five Hawkeyes and allowing no earned

runs. She made seven appearances during SEC play, including a start at LSU. Off the field, Jones claimed a spot on the 2008 SEC Freshman Academic Honor Roll.

**HIGH SCHOOL:** Jones held a 0.64 career ERA with a school-record 604 strikeouts at Shawnee Mission Northwest High School. Jones was a three-time all-state selection. During her senior season, Jones struck out 205 batters in 123.2 innings pitched. Jones was an NFCA All-America Scholar Athlete three times. She played for the Kansas City Pride Gold club team.

**PERSONAL:** Born July 27, 1989, she is the daughter of Chris and Carol Jones. She has a younger brother Keaton and is majoring in marketing.

#### CAREER STATISTICS

Year	Avg	GP	GS	AB	R	H	2B	3B	HR	RBI	TB	SLG%	BB	HBP	SO	GDP	OB%	SF	SH	SB	ATT	PO	A	E	FLD%
2008	.000	1	1	0	0	0	0	0	0	0	0	.000	0	0	0	0	.000	0	0	0	0	3	13	4	.800
<b>TOTAL</b>	<b>.000</b>	<b>1</b>	<b>1</b>	<b>0</b>	<b>0</b>	<b>0</b>	<b>0</b>	<b>0</b>	<b>0</b>	<b>0</b>	<b>0</b>	<b>.000</b>	<b>0</b>	<b>0</b>	<b>0</b>	<b>0</b>	<b>.000</b>	<b>0</b>	<b>0</b>	<b>0</b>	<b>0</b>	<b>3</b>	<b>13</b>	<b>4</b>	<b>.800</b>

Year	ERA	W	L	App	GS	CG	SHO	CBO	SV	IP	H	R	ER	BB	SO	2B	3B	HR	BF	B/Avg	WP	HBP	SFA	SHA	BK
2008	2.76	5	3	16	9	0	0	0	0	53.1	55	34	21	25	46	10	0	5	256	.268	3	12	1	13	0
<b>TOTAL</b>	<b>2.76</b>	<b>5</b>	<b>3</b>	<b>16</b>	<b>9</b>	<b>0</b>	<b>0</b>	<b>0</b>	<b>0</b>	<b>53.1</b>	<b>55</b>	<b>34</b>	<b>21</b>	<b>25</b>	<b>46</b>	<b>10</b>	<b>0</b>	<b>5</b>	<b>256</b>	<b>.268</b>	<b>3</b>	<b>12</b>	<b>1</b>	<b>13</b>	<b>0</b>



### #17 LAYNE MCGUIRT

Sophomore • 5-7 • R/R

Pitcher

Wynne, Ark.

Wynne HS

**2008:** McGuirt made 19 appearances in the circle for Arkansas, primarily in relief situations. In 20.2 innings pitched, she posted 25 strikeouts and a 3.39 ERA. She entered the game to record an out against Iowa to earn the save in a 5-3 victory. The Wynne, Ark., native had a season-high five strikeouts in game

two of a doubleheader against Mississippi State. Off the field, McGuirt was a 2008 Southeastern Conference Freshman Academic Honor Roll selectee.

**HIGH SCHOOL:** McGuirt joined Arkansas softball from Wynne High School after earning all-state honors three times. She boasted a 0.39 ERA her senior season, struck out 309 and had a .484 batting average. McGuirt fanned 808 batters in her career and led her team to the state semifinals her junior year. She played for the Germantown Lady Red Devils club team which was the 18-and-under Gold AFA Nationals Champions.

**PERSONAL:** Born Sept. 14, 1989, she is the daughter of Woody and Karen McGuirt. She has a younger sister, Meg, and is majoring in recreation.

#### CAREER STATISTICS

Year	Avg	GP	GS	AB	R	H	2B	3B	HR	RBI	TB	SLG%	BB	HBP	SO	GDP	OB%	SF	SH	SB	ATT	PO	A	E	FLD%
2008	.000	7	5	1	0	0	0	0	0	0	0	.000	0	0	1	0	.000	0	0	0	0	1	7	1	.889
<b>TOTAL</b>	<b>.000</b>	<b>7</b>	<b>5</b>	<b>1</b>	<b>0</b>	<b>0</b>	<b>0</b>	<b>0</b>	<b>0</b>	<b>0</b>	<b>0</b>	<b>.000</b>	<b>0</b>	<b>0</b>	<b>1</b>	<b>0</b>	<b>.000</b>	<b>0</b>	<b>0</b>	<b>0</b>	<b>0</b>	<b>1</b>	<b>7</b>	<b>1</b>	<b>.889</b>

Year	ERA	W	L	App	GS	CG	SHO	CBO	SV	IP	H	R	ER	BB	SO	2B	3B	HR	BF	B/Avg	WP	HBP	SFA	SHA	BK
2008	3.39	0	0	19	3	0	0	0	1	20.2	21	15	10	7	25	2	0	2	92	.253	4	0	0	2	0
<b>TOTAL</b>	<b>3.39</b>	<b>0</b>	<b>0</b>	<b>19</b>	<b>3</b>	<b>0</b>	<b>0</b>	<b>0</b>	<b>1</b>	<b>20.2</b>	<b>21</b>	<b>15</b>	<b>10</b>	<b>7</b>	<b>25</b>	<b>2</b>	<b>0</b>	<b>2</b>	<b>92</b>	<b>.253</b>	<b>4</b>	<b>0</b>	<b>0</b>	<b>2</b>	<b>0</b>



## 2009 RAZORBACK NEWCOMERS



### #8 LINDSEY WELLS

Sophomore • 5-5 • R/R  
Outfielder  
Carl Junction, Mo.  
Carl Junction HS

**HIGH SCHOOL:** As a member of the softball team at Carl Junction High School, Wells was a three-time all-conference and a four-team all-district selection. Wells was also a part of a basketball, cross country and track and field district championship. She qualified for the state cross country meet as a senior. In the classroom, she was a member of National Honor Society, Science Club, Future Business Leaders of America and Student Council.

**PERSONAL:** Born May 27, 1989, she is the daughter of Joe and Jill Wells. She has two siblings Whitney and Jared. She is an international business major.



### #3 TORI MORT

Freshman • 5-5 • L/L  
Outfielder  
Claremore, Okla.  
Owasso HS

**HIGH SCHOOL:** Mort was a three-year starter and four-year letterwinner at Owasso High School. Her team finished top five in the state during her four years with the Rams. She earned all-conference honors three times and was an all-region and all-state pick during her senior season. She owned a .362 career batting average with 150 hits and just three errors.

**PERSONAL:** Born July 12, 1990, she is the daughter of Tim and Angela Mort. She has two siblings, Lance and Callie. While at Arkansas, Mort will major in kinesiology.



### #18 WESTY WYNNE

Sophomore • 5-6 • R/R  
Infielder  
Fordyce, Ark.  
Fordyce HS

**HIGH SCHOOL:** Wynne was a four-year letter winner at Fordyce High School where she totaled six home runs, 29 RBI and a .444 batting average as a senior. A two-time team MVP, she claimed three years as an all-region, all-district and all-state performer. Wynne was also a four-year letter winner for the Fordyce basketball and golf teams. She was the school's salutatorian and a National Merit Scholar.

**PERSONAL:** Born May 25, 1989, she is the daughter of Tom and Gail Wynne. She has an older sister, Amy, and three younger siblings, Terry Ann, Agnes and Mary. Wynne is majoring in criminal justice.



### #14 JESSICA ROBISON

Freshman • 5-5 • R/R  
Infielder  
Owasso, Okla.  
Owasso HS

**HIGH SCHOOL:** At Owasso High School, Robison set several school records including most hits (165), most doubles (47), most home runs (16), most RBI (115) and highest career batting average (.431). A four-year starter, she was an all-metro and all-conference selection three times. During her senior year, she also earned all-region and all-state honors.

**PERSONAL:** Born April 18, 1990, she is the daughter of Robert and Marlene Robison. Her father played baseball at the University of Oklahoma and her older sister, Brittany, is a member of the Razorback softball team. Robison is majoring in kinesiology.



### #29 BRITTANY GRIFFITHS

Freshman • 5-5 • R/R  
Infielder  
Plano, Texas  
Plano HS

**HIGH SCHOOL:** Griffiths was a four-year letterwinner at Plano Senior High School. As a freshman, she was named newcomer of the year and followed that with second team all-district honors during her sophomore season. As a junior, she was a first team all-district, all-state and NFCA All-Region performer. Her club team, the Texas Glory Gold placed 13th at the ASA Gold Nationals in 2007.

**PERSONAL:** Born January 10, 1990, she is the daughter of Matt and Courtney Griffiths. She has one younger sister, Alexa. Griffiths is majoring in kinesiology.



### #10 KELSIE VALLIES

Freshman • 5-8 • R/R  
Pitcher  
Spokane, Wash.  
North Central HS

**HIGH SCHOOL:** Vallies was an all-state pitcher for North Central High School in Spokane, Wash. During her prep career, she struck out 820 batters and had a .400 batting average with six home runs and 34 RBI as a senior. She earned team MVP honors and was a three-time all-league selection. Her club team, the Washington Ladyhawks Gold, took ninth place at the 2007 ASA Gold Nationals.

**PERSONAL:** Born July 26, 1990, she is the daughter of Bill and June Vallies. She has a younger sibling, Adriene, and her father played baseball at Whitworth College. Vallies is majoring in business.



## COACHING STAFF



### HEAD COACH

# JAMIE PINKERTON • 5TH SEASON

Jamie Pinkerton begins his fifth season at the helm of the University of Arkansas softball program after leading the Razorbacks to their best record during his tenure, numerous school records and a spot in the NCAA Tournament last season. Coupled with the recent completion of Bogle Park, the Hogs' new home field, Pinkerton appears to have his team positioned for sustained success.

During the 2008 season, Pinkerton and the Razorbacks posted a 37-29 record and received a bid to the Norman Regional in the NCAA Tournament. The win total was the highest for Arkansas since the 2002 season. It had been the same length of time since the last NCAA Tournament appearance (2002).

The Razorbacks were powered by the best statistical output in school history. Three players—Sandra Smith, Miranda Dixon and Samantha Buckner—totaled double-figure home run totals as Arkansas scored the most runs in school history. Pinkerton's team blasted a school-record 65 home runs during the season, more than doubling the previous high (28) set by the 2007 squad.

Under Pinkerton's watch, Dixon emerged as a dangerous player at the plate and in the circle. She became the first Razorback to earn Southeastern Conference Pitcher (April 21) and Player (Feb. 26) of the Week honors during the same season. Dixon was also named a Louisville Slugger/NFCA Division I South All-Region second-team performer.

Behind the strong offensive numbers and a 20-win season from Katy Henry, just the fourth in program history, the Razorbacks claimed a No. 2 seed in the Norman Regional. Henry led a staff that posted a 2.63 ERA during the season, the lowest team ERA under Pinkerton's tenure. The NCAA bid was the first for Pinkerton in his coaching career.

In November 2008, Pinkerton was selected to serve on the National Fastpitch Coaches Association (NFCA) Division I All-American and Coaching Staff of the Year committee. He will represent the South region on the nine-person board during the two-year term.

In 2007, Pinkerton saw his team set 14 game, season and career records, including individual and team home runs. The Razorbacks' then-season home run record of 28 topped the previous record of 19 that Pinkerton's 2005 squad held. In her first season at Arkansas, Dixon hit seven home runs which put her atop the single-season list at the time.

Pinkerton guided Dixon and Jessica Bachkora, to SEC all-freshman honors.

The 2006 squad registered key upsets throughout the season defeating five top-25 teams, including No. 24 Iowa, No. 12 Georgia, No. 22 Mississippi State, No. 18 Auburn and No. 11 LSU twice. After a three-year absence from the SEC Tournament, the Razorbacks made an appearance as the No. 7 seed. Arkansas also recorded the fewest errors in school history during the 2006 season.

During Pinkerton's first season (2005) in Fayetteville, the Razorbacks made history with their first-ever run-rule of an SEC opponent when they defeated Kentucky, 10-2, in six innings. Arkansas completed the three-game sweep the next day with a

five-inning win to complete its first SEC sweep in three years. The 2005 season also brought Arkansas its first All-SEC performer since 2001 as Rachel LeMaster was voted to the second team.

In the classroom, Arkansas continues to excel. The 2008 team was honored by the NFCA as a Top 25 Division I All-Academic team. The team's 3.314 grade point average ranked No. 22 in the nation. The Razorbacks also had 10 student-athletes named to the NFCA Scholar-Athlete list.

"We have reached one of our team goals by being ranked a top-25 All-Academic team," Pinkerton said. "This speaks to the hard work of our student-athletes, not just on the field, but also in the classroom."

The 2006-07 Razorbacks recorded a 3.30 team grade point average improving upon its GPA from the previous season (3.27). Arkansas' GPA ranked fourth in the conference and 45th in the nation. The Razorbacks posted a 3.22 GPA in Pinkerton's first season.

"We take great pride in our academic accomplishments," he said. "Since I arrived here it has been a focal point of our staff to make improvements in our team GPA and we look forward to maintaining the excellence."

When Pinkerton accepted the head coaching position at Arkansas, he returned to his roots. Pinkerton is a Fort Smith, Ark., native, who was the Tulsa Golden Hurricane head coach from 2001-04.

In his four years at Tulsa, Pinkerton was a two-time Western Athletic Conference Coach of the Year at the school where he began his collegiate career as an assistant coach.

"I feel like I left home, but that I came home," he said. "I grew up as a Razorback fan, and it's special to be head coach at the University of Arkansas. It was the chance to coach in one of the top softball conferences in the nation," he said.

In four years at Tulsa, Pinkerton turned the Hurricane into a winning program, including three straight 30-win seasons and two 40-win seasons. In 2004, Pinkerton guided Tulsa to a 45-18 finish and a WAC runner-up finish. For his efforts he earned his second conference coach of the year award.

The only coach in Tulsa history to post an overall winning record, Pinkerton finished with 140 wins and 105 losses

and holds the program's record for the most wins in school history. Pinkerton also guided the Golden Hurricane to its first-ever national ranking at No. 25 in the USA TODAY/NFCA Poll in 2004.

At Tulsa, Pinkerton coached one College Sports Information Directors of America Academic All-American, four CoSIDA All-Academic District VI selections and 21 WAC All-Academic selections.

In his second season at Tulsa, Pinkerton made school history when he directed the



Arkansas Razorbacks



## COACHING STAFF

2002 team to the school's first winning season finishing 48-16. The 48-win season followed a 13-42 finish in Pinkerton's inaugural season. The 35-game improvement marked the second-best softball turnaround in NCAA history.

The Golden Hurricane transformation gave Pinkerton his first WAC Coach of the Year honor.

Pinkerton's crews became spoilers, defeating national contenders like Fresno State and Oklahoma.

His teams not only excelled on the field, but also in the classroom. His teams were among the nation's best in academics, with consistent grade point averages over 3.0.

Prior to becoming head coach at Tulsa, Pinkerton was an assistant coach at the University of Virginia from 1998-2000. While with the Cavaliers, Pinkerton's teams posted two runner-up finishes to Florida State in the Atlantic Coast Conference Tournament in 1999 and 2000.

Pinkerton's other coaching stints included as a graduate assistant coach at the University of Louisiana-Monroe in 1997-98, where he completed hours towards a master's degree.

In his first stay at the University of Tulsa, Pinkerton was an assistant coach in 1994-97. Pinkerton helped lead the Claremore-Sequoyah High School team to the 1994 state Class AA runner-up finish. As head coach of the Oklahoma Mustangs (ASA) in 1988-94, Pinkerton coordinated recruiting, coaching, fundraising and traveling.

Pinkerton was born in Fort Smith, Ark., and grew up in Broken Arrow, Okla. He graduated from Tulsa in 1997 with a bachelor's degree in history and a minor in secondary education. Pinkerton and his wife, Dori, have two children, a daughter, Sarah, and a son, Dane. The Pinkertons reside in Fayetteville.

### Pinkerton Highlights

#### From the Bench

Two-time WAC Coach of the Year (2002, 2004)

#### On the Field

- 2 All-SEC Freshman selections
- 1 All-SEC second team selection
- 6 All-WAC first team selections
- 7 All-WAC second team selections
- 1 All-Midwest Region first team selection
- 4 All-Midwest Region second team selections
- 1 NFCA All-South Region first team selection
- 1 NFCA All-South Region second team selection

#### In the Classroom

- 1 CoSIDA Academic All-American
- 7 CoSIDA All-Academic District VI selections
- 1 Top 25 Division I All-Academic Team
- 37 NFCA Scholar-Athletes
- 50 SEC Academic Honor Roll selections
- 21 WAC All-Academic selections





## COACHING STAFF



### ASSISTANT COACH

# TIFFANY REDDING • 5TH SEASON

Beginning her fifth season as a Razorback assistant coach, Tiffany Redding continues her hard work on and off the field as Arkansas' first base and infield coach and recruiting coordinator along with her duties with the Razorback camps and clinics.

Redding helped coordinate the campaign that garnered the Razorbacks' seven newcomers to the 2006 squad, 10 to the 2007 team and eight to the 2008 roster. In the staff's fifth recruiting class, Redding assisted with the signing of five high school seniors in November 2008.

On the field, Redding is the first base coach while working with the infielders. In addition to the recruiting efforts, she directs the team's camps and clinics. Redding managed the staff's first summer camp and winter clinic in which more than 200 players participated.

Prior to Arkansas, Redding was an assistant with Pinkerton from 2002-04 at Tulsa, where she was also a four-year letterwinner at shortstop from 1997-2000.

While at Tulsa, Redding ranked as TU's all-time leader in walks, assists, chances, runs, hits and at-bats. In 1998 and 1999, she was named Tulsa's defensive player of the year. Redding is one of four players in Tulsa history to have more than 100 put-outs and 100 assists in two consecutive seasons.

Redding's academic standing was also recognized as she was named to the National Fastpitch Coaches Association (NFCA) All-Academic Team in 1999 and the Western Athletic Conference All-Academic team in 1999 and 2000. Redding graduated in 2000 with a bachelor's degree in psychology and a minor in sociology.

After graduating from Tulsa, Redding was a graduate assistant at the University of Virginia, where she earned her master's degree in kinesiology with an emphasis in sports psychology. At Virginia, Redding coached the Cavaliers' defense that finished 52-17 and set the school record for most wins in a season in 2001. During the 2002 season, Redding was the mental training coach for the team.

An Oklahoma native, Redding graduated with honors from Charles Page High School in Sand Springs, Okla. She is a member of the National Fastpitch Coaches Association. Redding is pursuing her second bachelor's degree in physics at the University of Arkansas..



Redding (left) has been part of Pinkerton's staff since the 2002 season, when she was began coaching at Tulsa, her alma mater. She was a four-year letterwinner (1997-2000) for the Golden Hurricane. She and Sartini (middle) bring valuable collegiate playing experience to the staff; Sartini was a member of Arkansas' inaugural softball team in 1997.



## COACHING STAFF



### ASSISTANT COACH

## ALY SARTINI • 5TH SEASON

In her fifth season as an assistant coach, former Razorback infielder Aly Sartini remains a vital component of the Arkansas team. Sartini has many different roles in the program including overseeing the pitching staff and outfielders, travel and equipment and assisting with academics and community service.

Under Sartini's tutelage, former Razorback Katy Henry posted a 20-win season during the 2008 campaign, the program's fourth 20-win season and first since 2001. Henry and the rest of the Arkansas staff combined for a 2.63 ERA, the fourth-most wins in school history (36) and the fourth-best strikeouts per game (6.18 average).

Sartini saw Henry enter the Arkansas record book with a 15-strikeout performance against Louisiana-Monroe on Feb. 26, 2005, a mark that tied for the second-most strikeouts in a game. Henry matched that feat two years later fanning 15 on Feb. 16, 2007, against Texas-San Antonio. With Sartini's guidance, Henry struck out 224 batters in 2007 and 219 in 2006, which are the second and third most strikeouts in an individual season.

Before returning to Arkansas, Sartini was an assistant coach at Birmingham-Southern College in Birmingham, Ala., for three seasons (2002-04).

At BSC, Sartini served as first base coach and worked with pitchers, catchers and slappers. In addition to her coaching duties, Sartini was the academic coordinator, travel planner, camp director and manager of the Diamond Backers booster club for the BSC softball team.

In her four seasons at Arkansas, Sartini helped lead the Razorbacks to three Southeastern Conference Tournament appearances and an NCAA Regional berth.



A member of the inaugural Arkansas softball team, Sartini was named to the 1999 SEC All-Tournament team. She played

second, shortstop and third for the Razorbacks, and is third on the all-time list for assists. Sartini holds the record for most assists in an individual game and still ranks near the top of the record book for most walks and most sacrifice flies in a career. She also holds the program record for at-bats in a game with nine against Alabama in 1999.



The Galt, Calif., native's coaching résumé also includes one season (2001) as an Arkansas student assistant where she was director of summer camps, infield and hitting instructor and academic coordinator for the Razorbacks. Sartini also worked with the California Grapettes Fast Pitch Organization and numerous summer softball clinics and camps.

In 2002, Sartini graduated from the University of Arkansas with a bachelor's degree in agriculture, food and life science with an emphasis in education, communication and technology. She is a member of the National Fastpitch Coaches Association.



## SUPPORT STAFF



### **DAYNA HUCKABEE** **MANAGER • FIRST SEASON**

Dayna Huckabee is in her first year as a manager for the Razorback softball team.

Huckabee was a four-year letterwinner (2005-08) for the Arkansas softball team and was a member of the 2008 squad that advanced to NCAA Tournament play in the Norman Regional. She finished her playing career with the most triples (12) and tied for the most home runs (20) in program history. Huckabee is also second on the all-time list with 105 RBI. She co-owns the third highest slugging percentage in school history (.408).

Born Nov. 23, 1985, the Texarkana, Ark., native is the daughter of Jerry and Vicki Huckabee. She has an older brother, Matthew. Huckabee's father, Jerry, played baseball at Carl Albert Junior College and Southeastern Oklahoma State University. Huckabee earned her bachelor's degree in kinesiology and is currently working on a master's degree in exercise science.



### **PAT KIES** **MANAGER • THIRD SEASON**

Pat Kies enters his third season with the Razorback softball team as a manager. Kies has six years of coaching experience in summer ASA softball where he coached 16A through 18 Gold. Kies' 18-Gold team produced more

than 20 players that went on to play collegiate softball.

Kies assists with many aspects of the Razorback softball program including equipment, field maintenance, camps and clinics and administrative responsibilities.

A Kansas City, Mo., native, Kies is the son of Dennis and Barbara Kies. He is the youngest of three and is majoring in recreational sciences with an emphasis in community sports.



### **DAWN DIDIER** **ATHLETIC TRAINER**

Dawn Didier is in the midst of her fifth year as a full-time member of Arkansas' athletic training staff. She moves from an assistant football athletic trainer position to the primary athletic trainer for both the soccer and softball teams.

As assistant athletic trainer, the Baton Rouge, La., native is responsible for the prevention, treatment and rehabilitation of UA's student-athletes. She also assists in the day-to-day operations of the athletic training room, coordination of the athletic training graduate assistant and students for her sports.

In addition, Didier serves as an ACI and the liaison between the athletic training room and the entry-level master's athletic training education program. She worked two years as an intern for Dean Weber before becoming full-time on May 1, 2004.

At Robert E. Lee High School, Didier was valedictorian and lettered in volleyball, basketball and softball. She continued her collegiate basketball career at the University of Louisiana-Lafayette before transferring to LSU in 1996 and pursuing athletic training in 1998.

Didier graduated from LSU with her bachelor's degree in kinesiology in 2000 and earned her master's degree in kinesiology in 2002.



### **ZACH LAWSON** **MEDIA RELATIONS DIRECTOR**

Zach Lawson begins his second year at Arkansas and his first as a full-time assistant media relations director. He was an intern in the Razorback media relations office for one year prior to the promotion.

Lawson serves as the primary media relations contact for the Razorback soccer and softball teams, in addition to assisting with all 19 of the university's other sports programs.

As an intern at Arkansas, he worked with the Razorback men's golf and men's tennis teams. He served as the media coordinator for the 2008 Southeastern Conference Men's Tennis Championship and was the assistant editor of the Razorback basketball game day programs.

Prior to joining the Razorbacks, Lawson worked as an intern at the National Collegiate Athletic Association from June 2006-June 2007 as a member of the public and media relations group within Branding and Communications.

Lawson's sports media career began in 2004 as a media relations student assistant at Texas Tech, where he received a bachelor's degree in editorial journalism. He is a native of Carrollton, Texas.

# 2008 Season Review



2009 Razorback Juniors





## 2008 REVIEW

The Arkansas Razorback softball team enjoyed its most successful season under head coach Jamie Pinkerton during the 2008 campaign. Along with setting several individual and team records, the Razorbacks collected 37 wins, the fourth-most in program history, and made their first NCAA Tournament appearance since the 2002 season.

All season long, the Razorbacks were powered by their offense which set eight team records at the plate. Arkansas clubbed 65 home runs during the season, more than doubling the previous mark of 28 by the 2007 team. With its home-run total, Pinkerton's team finished second in the Southeastern Conference and tied for 13th in the nation. In addition to the team record, the top five spots on the single-season home run list belong to members of the 2008 club, led by Sandra Smith who knocked a program-best 14 home runs.

Arkansas also set school records in batting average (.267), slugging percentage (.434), on-base percentage (.340), runs scored (299), RBI (267), total bases (749) and walks (162).

Kayla Johnson surfaced as the Razorbacks' top hitter during the season and led the team with a .338 batting average. The Arkansas infielder added more than 100 points to her average from the previous season when she hit just .219. Johnson's .338 batting average is the fourth-highest in program history and her 53 runs scored are the most by an Arkansas player during a single season.

The 2008 season also saw the emergence of Miranda Dixon who made school history when she became the first Arkansas player to win SEC Player and Pitcher of the Week in the same season. Dixon led the Razorbacks in RBI (47), doubles (15), total bases (114), slugging percentage (.623) and on-base percentage (.427). Her RBI, total base, slugging and on-base marks set program single-season records. She was recognized as a Louisville Slugger/NFCA Division I All-South Region second-team performer.

In the circle, Katy Henry closed her collegiate career with a 20-13 record and 2.74 ERA to become the third-most

winningest pitcher in Arkansas history with 56 victories. Her 756 career strikeouts are the second most in program history. Henry also became Arkansas' all-time saves leader when she earned the ninth save of her career in a 5-1 win over Texas A&M-Corpus Christi. Dayna Huckabee also finished a stellar career in which she set the all-time Arkansas triples record (12) and co-owns the home run mark (20).

The Razorbacks picked up four victories over ranked opponents, including a win over No. 8 Tennessee, their first since the 2004 season, and the first-ever win over No. 11 Oklahoma. Arkansas closed out the regular season taking two of three from No. 23 Mississippi State, its first series win over a ranked SEC opponent since sweeping No. 19 South Carolina in a 2000 doubleheader.

Despite missing the SEC Tournament, the Razorbacks earned a No. 2 seed in the Norman Regional of the NCAA Tournament, the program's third appearance in the national tournament. Against Tulsa in game one, the Razorback trailed entering the bottom of the sixth inning, but a two-run single by Johnson capped a rally to seal a 7-5 victory.

In game two, Arkansas faced No. 7 Oklahoma for a spot in the regional final. Entering the bottom of the seventh, the Razorbacks found themselves trailing by two. With no outs and a runner on second, Dixon knocked a two-run home run over the fence to tie the game at five and send the two teams into extra innings. In the top of the 11th, the top-seeded Sooners scored a run to win the game, 6-5. The Razorbacks' season came to a close with a loss to Oregon.

Away from the playing field, the Razorbacks achieved a long-standing team goal when it was honored by the NFCA as a Top 25 Division I All-Academic team for the 2007-08 academic year. Arkansas' team grade-point average of 3.314 ranked No. 22 last season. The Razorbacks also had 10 student-athletes named to the NFCA Scholar-Athlete list and 19 earn SEC academic honors.



The Razorbacks capped their 2008 season with an appearance in the NCAA Tournament (Norman Regional). The third bid in program history, Arkansas' trip to the NCAA Tournament was its first since the 2002 season. Head coach Jamie Pinkerton had his highest win total (37) at the helm of the Razorback program.



## 2008 GAME-BY-GAME

Game date	Opposing team	Score	r-h-e	r-h-e	Inns	Overall	SEC	Pitcher of record	Attend	Time
Feb 08, 2008	vs Alabama-Birmingham	W6-5	6-8-4	5-5-0	(8)	1-0-0	0-0-0	Katy Henry (W 1-0)	382	2:21
Feb 08, 2008	vs Alabama-Birmingham	2-4L	2-5-1	4-8-1	7	1-1-0	0-0-0	M. Dixon (L 0-1)	382	2:05
Feb 09, 2008	vs Oklahoma State	W4-3	4-5-1	3-8-3	7	2-1-0	0-0-0	Katy Henry (W 2-0)	1034	2:00
Feb 09, 2008	vs Oklahoma State	W3-2	3-7-2	2-6-1	(9)	3-1-0	0-0-0	Katy Henry (W 3-0)	1034	2:40
Feb 10, 2008	vs Centenary	W13-1	13-11-0	1-5-1	6	4-1-0	0-0-0	Katy Henry (W 4-0)	501	1:58
Feb 10, 2008	vs Centenary	W9-1	9-6-3	1-1-2	5	5-1-0	0-0-0	M. Dixon (W 1-1)	501	1:40
Feb 15, 2008	vs Tennessee Tech	W2-1	2-7-1	1-8-2	7	6-1-0	0-0-0	Katy Henry (W 5-0)	63	1:47
Feb 15, 2008	vs Northern Iowa	0-3L	0-3-1	3-8-0	7	6-2-0	0-0-0	K. Jones (L 0-1)	71	1:36
Feb 15, 2008	vs Drake	W5-4	5-11-0	4-7-0	(8)	7-2-0	0-0-0	Katy Henry (W 6-0)	58	2:00
Feb 16, 2008	vs Western Illinois	W4-3	4-8-2	3-6-2	7	8-2-0	0-0-0	M. Dixon (W 2-1)	54	1:53
Feb 17, 2008	vs Iowa	W5-3	5-7-3	3-7-2	7	9-2-0	0-0-0	K. Jones (W 1-1)	127	2:04
Feb 17, 2008	at Minnesota	W2-1	2-5-0	1-5-0	7	10-2-0	0-0-0	Katy Henry (W 7-0)	321	-
Feb 22, 2008	NORTHERN COLORADO	W6-0	6-7-0	0-2-2	7	11-2-0	0-0-0	Katy Henry (W 8-0)	62	1:50
Feb 22, 2008	NORTHERN COLORADO	W12-2	12-10-1	2-3-1	5	12-2-0	0-0-0	M. Dixon (W 3-1)	62	1:35
Feb 23, 2008	ALCORN STATE	W7-4	7-11-1	4-4-0	7	13-2-0	0-0-0	K. Jones (W 2-1)	299	1:53
Feb 24, 2008	CREIGHTON	W7-2	7-9-0	2-4-0	7	14-2-0	0-0-0	Katy Henry (W 9-0)	257	2:00
Feb 24, 2008	SAINT LOUIS	W18-3	18-16-0	3-6-7	5	15-2-0	0-0-0	M. Dixon (W 4-1)	257	1:58
Feb 29, 2008	vs San Jose State	W9-2	9-9-1	2-3-0	7	16-2-0	0-0-0	Katy Henry (W 10-0)	143	1:40
Feb 29, 2008	vs Florida Int.	W13-4	13-14-2	4-5-1	5	17-2-0	0-0-0	M. Dixon (W 5-1)	196	1:40
Mar 01, 2008	vs Creighton	W10-1	10-12-1	1-6-1	7	18-2-0	0-0-0	M. Dixon (W 6-1)	152	1:48
Mar 01, 2008	at Arizona State	5-6L	5-8-2	6-7-0	(8)	18-3-0	0-0-0	M. Dixon (L 6-2)	549	2:05
Mar 02, 2008	vs Drake	0-10L	0-2-4	10-9-0	5	18-4-0	0-0-0	Katy Henry (L 10-1)	285	1:26
*Mar 08, 2008	at South Carolina	4-5L	4-3-1	5-9-3	7	18-5-0	0-1-0	Katy Henry (L 10-2)	-	2:07
*Mar 08, 2008	at South Carolina	W3-2	3-3-2	2-4-0	7	19-5-0	1-1-0	M. Dixon (W 7-2)	328	1:46
*Mar 09, 2008	at South Carolina	0-4L	0-3-1	4-7-1	7	19-6-0	1-2-0	K. Jones (L 2-2)	272	1:30
Mar 12, 2008	INDIANA STATE	W12-2	12-12-1	2-7-2	5	20-6-0	1-2-0	M. Dixon (W 8-2)	209	1:25
Mar 12, 2008	INDIANA STATE	W4-1	4-7-2	1-4-1	7	21-6-0	1-2-0	K. Jones (W 3-2)	209	1:35
*Mar 14, 2008	FLORIDA	0-1L	0-4-2	1-8-0	7	21-7-0	1-3-0	Katy Henry (L 10-3)	299	1:43
*Mar 14, 2008	FLORIDA	1-3L	1-4-3	3-5-0	7	21-8-0	1-4-0	M. Dixon (L 8-3)	299	1:50
*Mar 15, 2008	FLORIDA	2-7L	2-5-0	7-12-0	7	21-9-0	1-5-0	Katy Henry (L 10-4)	217	2:20
*Mar 18, 2008	at Auburn	6-9L	6-9-1	9-9-3	7	21-10-0	1-6-0	Katy Henry (L 10-5)	158	2:17
*Mar 18, 2008	at Auburn	3-5L	3-6-2	5-8-1	7	21-11-0	1-7-0	M. Dixon (L)	190	1:53
*Mar 21, 2008	TENNESSEE	W5-2	5-8-0	2-9-0	7	22-11-0	2-7-0	Katy Henry (W 11-5)	445	1:53
*Mar 21, 2008	TENNESSEE	2-11L	2-5-3	11-16-1	7	22-12-0	2-8-0	M. Dixon (L 8-5)	445	2:12
*Mar 22, 2008	TENNESSEE	2-4L	2-6-3	4-6-0	7	22-13-0	2-9-0	M. Dixon (L 8-6)	368	2:00
Mar 26, 2008	OKLAHOMA STATE	W4-0	4-10-1	0-4-1	7	23-13-0	2-9-0	Katy Henry (W 12-5)	101	1:18
Mar 26, 2008	TULSA	1-2L	1-6-3	2-8-0	7	23-14-0	2-9-0	Katy Henry (L 12-6)	368	1:55
*Mar 29, 2008	at Georgia	1-3L	1-5-1	3-6-2	7	23-15-0	2-10-0	Katy Henry (L 12-7)	305	1:34
*Mar 29, 2008	at Georgia	1-13L	1-5-3	13-11-1	5	23-16-0	2-11-0	M. Dixon (L 8-7)	305	1:39
*Mar 30, 2008	at Georgia	1-3L	1-7-0	3-4-1	7	23-17-0	2-12-0	Katy Henry (L 12-8)	152	1:43
Apr 02, 2008	vs Louisiana-Monroe	W3-0	3-8-1	0-0-1	7	24-17-0	2-12-0	Katy Henry (W 13-8)	1433	1:31
Apr 02, 2008	vs Louisiana-Monroe	W6-0	6-8-0	0-3-1	7	25-17-0	2-12-0	M. Dixon (W 9-7)	1433	1:52
Apr 04, 2008	TEXAS A&M-CC	W11-2	11-12-0	2-3-2	5	26-17-0	2-12-0	Katy Henry (W 14-8)	245	1:24
Apr 05, 2008	TEXAS A&M-CC	W8-1	8-9-0	1-5-1	7	27-17-0	2-12-0	M. Dixon (W 10-7)	352	1:18
Apr 05, 2008	TEXAS A&M-CC	W5-1	5-5-0	1-5-0	7	28-17-0	2-12-0	K. Jones (W 4-2)	352	1:27
Apr 07, 2008	OKLAHOMA	W3-2	3-3-1	2-6-0	7	29-17-0	2-12-0	Katy Henry (W 15-8)	345	2:16
Apr 07, 2008	OKLAHOMA	2-3L	2-6-1	3-3-1	(8)	29-18-0	2-12-0	M. Dixon (L 10-8)	345	2:08
*Apr 12, 2008	at Kentucky	W6-5	6-10-3	5-5-2	(9)	30-18-0	3-12-0	Katy Henry (W 16-8)	232	2:27
*Apr 12, 2008	at Kentucky	W3-0	3-6-0	0-2-1	7	31-18-0	4-12-0	M. Dixon (W 11-8)	232	1:27
*Apr 13, 2008	at Kentucky	W14-1	14-10-1	1-2-6	5	32-18-0	5-12-0	M. Dixon (W 12-8)	324	1:22
*Apr 17, 2008	ALABAMA	0-4L	0-2-2	4-8-0	7	32-19-0	5-13-0	Katy Henry (L 16-9)	286	2:10
*Apr 17, 2008	ALABAMA	0-3L	0-2-2	3-6-1	6	32-20-0	5-14-0	M. Dixon (L 12-9)	286	1:35
*Apr 19, 2008	MISSISSIPPI	W3-2	3-5-0	2-10-1	7	33-20-0	6-14-0	K. Jones (W 5-2)	354	1:50
*Apr 19, 2008	MISSISSIPPI	0-8L	0-3-1	8-9-2	5	33-21-0	6-15-0	M. Dixon (L 12-10)	354	1:30
*Apr 20, 2008	MISSISSIPPI	1-6L	1-3-3	6-10-1	7	33-22-0	6-16-0	Katy Henry (L 16-10)	346	2:01
*Apr 26, 2008	at LSU	0-4L	0-4-0	4-8-0	7	33-23-0	6-17-0	Katy Henry (L 16-11)	1107	1:48
*Apr 26, 2008	at LSU	6-8L	6-8-1	8-9-1	(8)	33-24-0	6-18-0	Katy Henry (L 16-12)	1107	2:29
*Apr 27, 2008	at LSU	0-4L	0-3-0	4-8-1	7	33-25-0	6-19-0	K. Jones (L 5-3)	1113	2:12
Apr 29, 2008	at Missouri State	2-5L	2-7-5	5-6-0	7	33-26-0	6-19-0	M. Dixon (L 12-11)	240	1:34
Apr 29, 2008	at Missouri State	W9-1	9-12-0	1-6-1	5	34-26-0	6-19-0	Katy Henry (W 17-12)	240	1:30
*May 03, 2008	MISSISSIPPI STATE	W3-1	3-5-0	1-5-2	7	35-26-0	7-19-0	Katy Henry (W 18-12)	552	1:24
*May 03, 2008	MISSISSIPPI STATE	1-9L	1-3-1	9-11-0	5	35-27-0	7-20-0	M. Dixon (L 12-12)	552	1:16
*May 04, 2008	MISSISSIPPI STATE	W7-6	7-12-0	6-11-5	7	36-27-0	8-20-0	Katy Henry (W 19-12)	481	1:58
May 16, 2008	vs Tulsa	W7-5	7-8-0	5-5-1	7	37-27-0	8-20-0	Katy Henry (W 20-12)	-	1:20
May 17, 2008	at Oklahoma	5-6L	5-13-1	6-13-0	(11)	37-28-0	8-20-0	Katy Henry (L 20-13)	-	3:36
May 17, 2008	vs Oregon	0-3L	0-5-0	3-8-0	7	37-29-0	8-20-0	M. Dixon (L 12-13)	1095	1:45

\* = Conference game  
 () extra inning game



## 2008 STATISTICS

### ALL GAMES

Record: 37-29 Home: 16-12 Away: 6-13 Neutral: 15-4 SEC: 8-20

Player	AVG	GP	GS	AB	R	H	2B	3B	HR	RBI	TB	SLG%	BB	HBP	SO	GDP	OB%	SF	SH	SB	ATT	PO	A	E	FLD%
Kayla Johnson	.338	66	66	210	53	71	13	1	9	37	113	.538	17	2	28	1	.393	0	9	6	6	131	68	16	.926
Miranda Dixon	.317	66	66	183	35	58	15	1	13	47	114	.623	25	11	38	2	.427	1	3	0	0	8	26	11	.756
Whitney Cloer	.289	55	54	159	22	46	4	1	5	26	67	.421	7	6	28	1	.339	2	2	0	2	286	20	2	.994
Samantha Buckner	.287	66	66	188	24	54	7	0	10	35	91	.484	11	3	29	1	.335	1	1	0	1	382	24	4	.990
Jessica Bachkora	.272	64	63	202	42	55	8	2	1	7	70	.347	22	2	18	0	.350	0	6	15	18	64	1	2	.970
Dayna Huckabee	.268	66	66	194	28	52	8	4	7	37	89	.459	11	4	53	0	.319	1	1	2	2	100	100	20	.909
Brittany Robison	.265	46	34	102	15	27	5	0	5	16	47	.461	5	0	28	0	.299	0	4	0	1	54	9	0	1.000
Sandra Smith	.236	66	64	182	22	43	7	0	14	45	92	.505	32	0	27	2	.349	1	2	0	0	67	100	9	.949
Jocelyne Moncrief	.214	66	66	140	15	30	2	0	0	4	32	.229	11	3	34	0	.286	0	6	1	3	37	4	2	.953
Hillary Freeman	.179	42	31	56	11	10	1	0	0	3	11	.196	6	0	25	0	.258	0	3	3	4	38	1	5	.886

(players below played in less than 60% of games)

Amie Hubbard	1.000	27	0	1	5	1	1	0	0	1	2	2.000	1	0	0	0	1.000	0	0	0	1	0	2	1	.667
Teighynne Hulsey	.209	33	9	43	6	9	4	0	0	5	13	.302	8	0	12	0	.333	0	1	2	2	6	2	1	.889
Leslie Dixon	.121	23	10	33	3	4	0	0	1	2	7	.212	0	0	7	0	.118	1	0	0	0	61	12	0	1.000
Jessica Waddle	.067	11	7	15	0	1	0	0	0	0	1	.067	2	0	7	0	.176	0	0	0	0	54	1	2	.965
Lauren Iverson	.000	13	3	7	4	0	0	0	0	0	0	.000	2	0	1	0	.222	0	0	0	0	2	1	2	.600
Emily Jones	.000	4	0	4	0	0	0	0	0	1	0	.000	0	0	3	0	.000	0	0	0	0	0	0	0	.000
Brandy Baze	.000	19	0	2	3	0	0	0	0	0	0	.000	0	0	1	0	.000	0	1	0	0	2	0	0	1.000
Lauren Chisom	.000	5	0	2	3	0	0	0	0	1	0	.000	0	1	1	0	.333	0	0	0	0	0	0	0	.000
Amanda Caldwell	.000	5	0	1	2	0	0	0	0	0	0	.000	2	0	0	0	.667	0	0	0	0	0	1	0	1.000
Layne McGuiert	.000	7	5	1	0	0	0	0	0	0	0	.000	0	0	1	0	.000	0	0	0	0	1	7	1	.889
Hannah Cicioni	.000	1	0	1	0	0	0	0	0	0	0	.000	0	0	1	0	.000	0	0	0	0	0	0	0	.000
Katy Henry	.000	4	4	0	0	0	0	0	0	0	0	.000	0	0	0	0	.000	0	0	0	0	12	38	0	1.000
Brandy Foust	.000	32	0	0	6	0	0	0	0	0	0	.000	0	0	0	0	.000	0	0	1	1	0	0	0	.000
Kim Jones	.000	1	1	0	0	0	0	0	0	0	0	.000	0	0	0	0	.000	0	0	0	0	3	13	4	.800

Totals	.267	66	66	1726	299	461	75	9	65	267	749	.434	162	32	342	7	.340	7	39	30	41	1308	430	82	.955
Opponents	.253	66	66	1688	232	427	69	4	40	204	624	.370	129	27	385	4	.314	11	73	39	48	1286	487	74	.960

LOB - Team (387), Opp (394). DPs turned - Team (13), Opp (16). IBB - Team (2), M. Dixon 1, Smith 1, Opp (5). Picked off - Robison 1, Moncrief 1, Hulsey 1.

Player	ERA	W	L	APP	GS	CG	SHO	CBO	SV	IP	H	R	ER	BB	SO	2B	3B	HR	AB	B/Avg	WP	HBP	BK	SFA	SHA
Miranda Dixon	2.30	12	13	35	21	6	2	0	2	137.0	126	70	45	32	122	28	2	5	534	.236	16	5	0	5	21
Teighynne Hulsey	2.62	0	0	2	0	0	0	0	0	2.2	3	3	1	3	3	2	0	0	11	.273	1	0	0	0	1
Katy Henry	2.74	20	13	46	33	20	3	0	2	222.1	222	110	87	62	189	27	2	28	855	.260	6	10	1	5	36
Kim Jones	2.76	5	3	16	9	0	0	0	0	53.1	55	34	21	25	46	10	0	5	205	.268	3	12	0	1	13
Layne McGuiert	3.39	0	0	19	3	0	0	0	1	20.2	21	15	10	7	25	2	0	2	83	.253	4	0	0	0	2
Totals	2.63	37	29	66	66	26	5	0	5	436.0	427	232	164	129	385	69	4	40	1688	.253	30	27	1	11	73
Opponents	3.69	29	37	66	66	36	10	2	4	428.2	461	299	226	162	342	75	9	65	1726	.267	35	32	2	7	39



The 2008 Razorback softball team clubbed a team-record 65 home runs last season, more than double the previous mark of 28. Arkansas finished second in the SEC and tied for 13th in the nation with its home run total. Samantha Buckner (left) was third on the team with 10 blasts.

# All-Time Results and Records



2009 Razorback Sophomores



## YEAR-BY-YEAR RESULTS



**Carrie Dever-Boaz**  
1997-2004  
Record: 244-274-1

### 1997

**16-42 overall**

10-10 Home; 4-16 Away; 2-16 Neutral

**12-16 SEC (8-6 Home; 4-10 Away)**

Date	Opponent	W/L	Score
<b>San Diego State Classic-San Diego, Calif.</b>			
2-20	CS-Northridge	L	4-3
2-20	Hawai'i	W	5-4
2-21	San Diego State	L	5-2
2-21	Long Beach State	L	7-3
2-22	Stanford	L	4-3
2-22	CS-Sacramento	L	7-1
2-23	Michigan	L	6-0
<b>Arkansas Super 8 Round Robin-Fayetteville, Ark.</b>			
3-1	Missouri State	L	4-0
3-1	Creighton	W	2-1
3-1	Oklahoma City	L	9-1
3-2	Creighton	L	1-0(8)
3-2	Missouri State	L	5-2
3-5	at FLORIDA*	L	2-1(9), 3-1
<b>South Florida Tournament-Tampa, Fla.</b>			
3-7	Michigan State	L	8-0
3-7	Ball State	L	4-2(8)
3-7	Hofstra	W	6-5(8)
3-8	East Carolina	L	3-1(9)
3-8	Florida State	L	4-0
3-14	ALABAMA*	W/L	9-1, 3-2
3-15	ALABAMA*	W/L	2-1 (8), 7-1
3-17	at #2 Fresno State	L	8-0(5), 8-0(5)
3-18	at #19 Pacific	L	2-1, 6-2
<b>Sacramento St. Tournament-Sacramento, Calif.</b>			
3-20	Wisconsin	L	5-0
3-21	CS-Sacramento	L	3-1
3-21	Kansas	L	3-0
3-21	San Jose State	L	4-3
3-22	Toledo	L	2-1
3-28	MISS. STATE*	L/W	3-2, 4-0
3-29	MISS. STATE*	W	10-4, 2-1
4-5	at AUBURN*	L	7-6(10), 2-1 (8)
4-6	at AUBURN*	L	2-0, 9-0
4-9	Tulsa	L/W	4-3, 9-7
4-13	GEORGIA*	W/L	2-1, 4-3
4-16	at Missouri State	L	6-0, 8-3
4-18	LSU*	L	3-0, 2-1
4-19	LSU*	W/L	2-1 (8), 7-1
4-25	at KENTUCKY*	L/W	4-3, 4-3
4-27	at TENNESSEE*	L	8-0(5), 9-2
5-2	MISSISSIPPI*	W	2-1(8), 2-1
5-3	MISSISSIPPI*	W	5-1, 6-2

### 1998

**21-38 Overall**

10-9 Home; 8-15 Away; 3-14 Neutral

**13-17 SEC (8-6 Home; 5-11 Away)**

Date	Opponent	W/L	Score
<b>Northeast La. Invitational-Monroe, La.</b>			
2-20	Northwestern State	L	3-2(11)
2-20	Louisiana Tech	L	5-1
2-21	Oklahoma City	L	3-2
2-21	Nicholls State	W	2-1
2-21	Centenary	W	9-0(6)
<b>Santa Barbara Invitational-Santa Barbara, Calif.</b>			
2-27	Evansville	L	1-0
2-27	UCSB	L	9-8(13)
2-28	Cal Poly-SLO	L	2-0
3-1	Evansville	L	7-1
3-1	Cal Poly-SLO	L	4-0
<b>Lady Razorback Inv.-Fayetteville, Ark.</b>			
3-6	DePaul	L	6-2
3-6	Creighton	L	3-2
3-11	Kansas	L/W	4-2, 3-2
3-13	at ALABAMA*	L	7-1, 12-0
3-14	at ALABAMA*	L	7-0, 3-0
3-16	at Jacksonville State	W	12-6, 1-0
<b>Cal St-Sac Tournament-Sacramento, Calif.</b>			
3-19	#15 California	L	7-0
3-20	#7 Hawai'i	L	3-0
3-20	Kansas	W	9-7
3-20	Pacific	L	5-1
3-21	Missouri State	L	3-0
3-25	at Missouri State	L	1-0, 4-2
3-27	MISS. STATE*	L/W	6-0, 2-1
3-28	MISS. STATE*	L	3-2, 6-2
4-1	at Tulsa	W/L	4-1, 2-1
4-3	AUBURN*	W/L	5-4, 4-2
4-4	AUBURN*	W	5-4, 6-4
4-10	at S. CAROLINA*	L/W	2-1, 5-4
4-12	at GEORGIA*	W	3-0, 2-1
4-14	Oklahoma City	W/L	1-0, 5-3
4-17	at #11 LSU*	L	1-0, 1-0
4-19	at #11 LSU*	L	3-2, 8-0
4-22	FLORIDA*	L/W	2-1, 4-3
4-24	KENTUCKY*	L/W	5-2, 8-0
4-26	TENNESSEE*	W	5-3, 2-0
4-28	at MISSISSIPPI*	W/L	2-1, 4-3
4-29	at MISSISSIPPI*	L/W	1-0, 3-2
<b>SEC Tournament-Columbus, Ga.</b>			
5-8	LSU	L	2-1
5-8	TENNESSEE	L	2-1

### 1999

**46-29 Overall**

26-6 Home; 8-11 Away; 12-12 Neutral

**17-13 SEC (11-5 Home; 6-8 Away)**

Date	Opponent	W/L	Score
<b>UTA Tournament-Arlington, Texas</b>			
2-12	Texas-Arlington	W	2-1
2-12	Tulsa	W	5-0
2-13	Texas A&M	L	2-0
2-13	Texas-San Antonio	L	3-2
2-14	Texas Tech	L	6-5
2-16	Oklahoma City	W	8-7, 7-3(10)
<b>Hampton Inn Invitational-Fayetteville, Ark.</b>			
2-20	Pittsburg State	W	9-0(5)
2-20	McNeese State	W	2-1
2-21	McNeese State	W	7-2
2-21	Pittsburg State	W	7-1
<b>Troy Cox Softball Classic-Las Cruces, N.M.</b>			
2-26	#12 Oregon State	L	10-1
2-26	New Mexico State	W	6-2
2-27	Wichita State	W	7-4
2-27	Utah	L	4-2
2-27	Wichita State	W	1-0
2-28	New Mexico State	L	3-2
3-3	Missouri Southern	L/W	2-1, 6-0
<b>Morning News Invitational-Fayetteville, Ark.</b>			
3-6	Oklahoma City	W	4-3
3-6	Centenary	W	9-1
3-7	Centenary	W	8-0
3-7	Oklahoma City	W	3-2
<b>San Jose State Invitational-San Jose, Calif.</b>			
3-12	Utah State	W	3-0
3-12	#6 Arizona State	L	5-0
3-12	Loyola Marymount	L	5-1
3-13	Colorado State	W	2-0
3-13	Utah	L	6-0
3-13	Texas Tech	W	4-1
3-13	Loyola Marymount	W	4-3
3-13	Purdue	L	11-10
3-16	at Kansas	W/L	5-3, 6-1
3-20	ALABAMA*	W	5-4(8), 4-2
3-21	ALABAMA*	L	6-3, 12-7(19)
3-24	at Missouri State	L	3-0, 3-2
3-26	at FLORIDA*	W/L	4-0, 2-0
4-2	at MISS. STATE*	L	5-2, 4-0
4-3	at MISS. STATE*	L	7-2, 4-2
4-7	Missouri State	W	2-1, 2-1
4-9	at AUBURN*	W	1-0, 2-1
4-10	at AUBURN*	W	4-0, 4-0
4-16	#11 S. CAROLINA*	W	1-0, 1-0
4-18	GEORGIA*	W	3-2, 1-0(8)
4-21	Tulsa	W	3-0, 2-1
4-23	LSU*	L	3-1, 4-0
4-24	LSU*	L/W	9-0, 2-1
4-27	at TENNESSEE*	L	3-0, 9-1
4-28	at KENTUCKY*	W/L	2-0, 4-2
5-7	MISSISSIPPI*	W	4-1, 3-2(8)
5-8	MISSISSIPPI*	W	6-0, 4-2
<b>SEC Tournament-Columbus, Ga.</b>			
5-13	SOUTH CAROLINA	W	4-1
5-14	#7 LSU	L	10-0(5)
5-15	ALABAMA	W	3-2
5-15	TENNESSEE	W	3-2(10)
5-16	TENNESSEE	W	3-2
5-16	#7 LSU	L	4-3(10)



## YEAR-BY-YEAR RESULTS

### 2000

**44-31 Overall**  
 19-8 Home; 9-11 Away; 16-12 Neutral  
**19-11 SEC (10-4 Home; 9-7 Away)**

Date	Opponent	W/L	Score
<b>UTA/Isuzu Motors Invitational-Arlington, Texas</b>			
2-11	#5 Southern Miss.	L	7-0
2-11	Stephen F. Austin	L	1-0
2-11	Northwestern State	L	2-1
2-12	Purdue	W	3-2
2-12	AUBURN	W	7-4
2-13	Bethune-Cookman	W	12-3
2-13	Northwestern State	W	5-3
2-13	#8 Oklahoma	L	5-3
<b>Campbell/Cartier Tournament-San Diego, Calif.</b>			
2-18	#3 Fresno State	L	1-0
2-18	#15 Long Beach St.	L	2-1
2-19	#21 Stanford	L	8-2
2-20	CS-Northridge	W	1-0
2-20	San Diego State	W	2-1
2-23	at #8 Oklahoma	L	3-0, 6-3
<b>Morning News Invitational-Fayetteville, Ark.</b>			
2-25	Virginia	W	7-1, 5-0
2-26	Notre Dame	W/L	4-2, 2-0
2-27	Missouri	W	6-2, 5-1
<b>Florida International Tournament-Miami, Fla.</b>			
3-3	Florida A&M	W	8-0
3-3	Pittsburgh	W	2-0
3-4	Ohio State	W	6-1
3-4	Florida A&M	L	5-0
3-5	Eastern Michigan	W	6-1
3-5	Wichita State	W	4-2
3-5	Florida Atlantic	W	7-3
3-8	at Missouri State	L	5-4, 10-2(5)
3-17	at ALABAMA *	L/W	2-1, 11-6
3-18	at ALABAMA *	L	3-0, 8-6
<b>Border War-Tulsa, Okla.</b>			
3-23	Tulsa	L	3-0
3-23	OSU		Rained Out
3-25	#24 FLORIDA *	W	2-1, 8-7
3-29	KANSAS	L/W	4-2(8), 5-2
3-31	#19 MISS. STATE*	W/L	2-1, 1-0
4-1	#19 MISS. STATE *	L	4-3, 4-0
4-4	#2 Oklahoma City	W	2-1(10), 5-0
4-7	AUBURN *	W	2-0, 6-2
4-8	AUBURN *	L/W	3-1, 4-2
4-12	Missouri State	L/W	1-0, 5-0
4-14	at GEORGIA*	W	7-5, 4-0
4-15	at #19 S. CAROLINA*	W	4-0, 4-3(12)
4-21	at #7 LSU*	L	3-1, 7-0
4-22	at #7 LSU*	L	3-1, 9-0
4-28	TENNESSEE *	W	2-1, 5-3
4-30	KENTUCKY *	W	2-1, 2-1
5-3	at MISSISSIPPI*	W	3-0, 2-0
5-4	at MISSISSIPPI*	W	5-0, 7-3(11)
<b>SEC Tournament-Columbus, Ga.</b>			
5-11	#22 MISS. STATE	W	2-1
5-12	#7 LSU	L	2-0
5-13	FLORIDA	W	2-1
5-13	#25 S. CAROLINA	W	3-1
5-14	#25 S. CAROLINA	L	2-1
<b>NCAA Regionals-Norman, Okla.</b>			
5-18	CS-Northridge	W	5-0
5-19	#13 Oregon State	L	4-1
5-20	Northwestern	L	5-0

### 2001

**36-30 Overall**  
 15-11 Home; 11-13 Away; 10-6 Neutral  
**14-16 SEC (9-5 Home; 5-10 Away)**

Date	Opponent	W/L	Score
<b>UTA/Isuzu Motors Invitational-Arlington, Texas</b>			
2-9	Houston	W	14-10
2-9	Baylor	L	3-1
2-9	Bethune-Cookman	W	3-0
2-10	Illinois-Chicago	W	6-2
2-10	#2 Oklahoma	L	8-1
<b>Mardi Gras Classic-Monroe, La.</b>			
2-17	Drake	W	2-1
2-17	Georgia Tech	W	3-2
2-18	Virginia Tech	W	1-0
2-18	Louisiana-Monroe	L	2-1
2-20	#2 Oklahoma	L	2-0/3-2
<b>Morning News Invitational-Fayetteville, Ark.</b>			
2-23	Maine	W	2-0
2-24	#14 Notre Dame	L	4-3
2-25	#14 Notre Dame	W	2-0
2-25	Texas Tech	L	2-1
2-25	Texas Tech	W	1-0
<b>Golden Panther Invitational-Miami, Fla.</b>			
3-2	Florida Intl.	W	4-1
3-2	Ohio State	L	2-1
3-3	Wichita State	W	5-0
3-3	Florida Atlantic	L	2-1(8)
3-4	Ohio State	W	1-0
3-10	#18 S. CAROLINA*	L	2-1/1-0
3-11	#18 S. CAROLINA*	W	4-0
3-14	at Missouri State	W	5-4, 5-0 (5)
3-17	at #4 ALABAMA*	L	1-0, 4-0
3-18	at #4 ALABAMA*	L	3-0
3-20	at Samford		Rained Out
3-21	at Georgia Tech	L	4-0
3-22	at Georgia State	W/L	7-0, 3-2
3-24	at AUBURN*	W	6-0, 5-2
3-25	at AUBURN*	W	4-3
3-28	at Kansas	L/W	3-1, 3-0
3-31	FLORIDA*	L	2-1/1-0
4-1	FLORIDA*	W	1-0
4-3	LSU*	L/W	3-0/3-2
4-4	LSU*	L	5-0
4-7	GEORGIA*	L/W	3-1/6-1
4-8	GEORGIA*	W	2-1(8)
<b>Border War-Stillwater, Okla.</b>			
4-11	Oklahoma State	W	3-0
4-11	Tulsa	W	10-1(5)
4-14	at TENNESSEE*	L/W	4-2, 3-0
4-15	at TENNESSEE*	L	4-2
4-18	MISSISSIPPI*	W	2-1(8), 2-0
4-19	MISSISSIPPI*	W	2-0
4-24	Oklahoma City	W	2-0, 2-1
4-28	at MISS. STATE*	L	2-1(8), 1-0
4-29	at MISS. STATE*	L	3-0
5-5	KENTUCKY*	L/W	3-1, 4-0
5-6	KENTUCKY* (FOX)	W	1-0
<b>SEC Tournament -Chattanooga, Tenn.</b>			
5-10	#7 ALABAMA	L	2-0
5-11	KENTUCKY	W	1-0
5-12	MISS. STATE	W	7-2
5-12	#22 S. CAROLINA	L	1-0(9)

### 2002

**39-28-1 Overall**  
 15-9-1 Home; 14-12 Away; 10-7 Neutral  
**14-16 SEC (9-6 Home; 5-10 Away)**

DATE	OPPONENT	W/L	Score
1-31	at FIU	W	5-3(10)
<b>Bethune-Cookman 3-Way-Daytona Beach, Fla.</b>			
2-3	Bethune-Cookman	W	4-3(8), 2-1
2-3	Central Florida	L/W	6-5, 2-1
<b>Long Beach State Classic-Long Beach, Calif.</b>			
2-8	Loyola Marymount	W	2-1
2-8	Long Beach State	W	2-1(10)
2-9	UC-Riverside	W	4-2
2-9	Loyola Marymount	W	3-0
2-10	Long Beach State	L	2-1(8)
2-10	UC-Riverside	W	4-1
<b>Aggie Invitational-College Station, Texas</b>			
2-15	Utah	L	3-0
2-15	Texas A&M	L	2-1(9)
2-16	Utah	W	1-0
2-16	Boston College	W	4-0
2-17	Texas A&M	L	2-0
2-23	Oregon	W/L	5-1, 3-0
2-24	Oregon	W	8-5
2-27	at Oklahoma (DH)		Rained Out
<b>Frost Cutlery Classic-Chattanooga, Tenn.</b>			
3-1	Virginia Tech	W	5-0
3-1	Wisconsin	W	6-0
-Rest of Tournament Cancelled, Weather -			
3-9	at #24 S. CAROLINA*	L/W	4-1, 5-2
3-10	at #24 S. CAROLINA*	L	4-0
3-11	at Coastal Carolina	W	7-1, 2-1
3-16	#17 ALABAMA*	W/L	2-0, 5-4
3-17	#17 ALABAMA*	L	4-1
3-21	at Southern Miss.	W	2-1, 3-2
3-23	AUBURN*	W	6-3, 4-0
3-24	AUBURN*	W	3-2
3-27	Kansas	L	2-1, 3-0
3-30	at FLORIDA*	L	4-1, 2-1
3-31	at FLORIDA*	W	4-1
4-2	#5 LSU*	L	3-0, 4-0
4-3	#5 LSU*	L	5-0
4-6	at #23 GEORGIA*	L	3-2, 4-3
4-7	at #23 GEORGIA*	L	3-1
<b>Border War-Fayetteville, Ark.</b>			
4-10	Oklahoma State	W	3-0
4-10	Tulsa	W	7-1
4-13	TENNESSEE*	W/L	6-0, 8-2
4-14	TENNESSEE*	W	4-0
4-17	at MISSISSIPPI*	W/L	1-0, 3-2
4-18	at MISSISSIPPI*	W	5-2
4-23	Oklahoma City	W	2-1(8), 0-0T
4-24	Missouri State	W	4-0, 4-3(10)
4-27	MISS. STATE*	W	1-0, 7-6
4-28	MISS. STATE*	W	7-0
5-2	at KENTUCKY*	L	6-5(8)
5-3	at KENTUCKY*	L/W	4-0, 7-2
<b>SEC Tournament-Chattanooga, Tenn.</b>			
5-9	#18 ALABAMA	L	2-1
5-10	MISS. STATE	L	5-1
<b>NCAA Regional Tournament-Norman, Okla.</b>			
5-16	#23 Texas A&M	L	6-2
5-17	Army	W	2-0
5-17	#8 Texas	L	6-2



## YEAR-BY-YEAR RESULTS

### 2003

#### 24-36 Overall

7-12 Home; 8-17 Away; 9-7 Neutral

#### 8-22 SEC (4-11 Home; 4-11 Away)

Date	Opponent	W/L	Score
<b>SWT/CenturyTel Classic-San Marcos, Texas</b>			
1-31	Southwest Texas	L	4-1
1-31	Houston	W	5-4
2-1	Texas Tech	W	6-5
2-1	Texas A&M-CC	L	3-0
2-2	Oregon	W	3-1
<b>UCF/Triple Crown Tournament-St. Augustine, Fla.</b>			
2-7	Evansville	L	2-0
2-7	Jacksonville	L	3-2
2-8	UMKC	W	1-0
2-8	Central Florida	W	6-2
<b>Pepsi/Arizona Invitational-Tucson, Ariz.</b>			
2-14	#6 Washington	L	12-3
2-15	Northwestern	L	8-0
2-15	Minnesota	L	7-4
2-16	#2 Arizona	L	9-1
2-22	Akron	W/W	4-3, 8-4
<b>Desert Classic-St. George, Utah</b>			
2-28	Utah State	W/W	7-0, 9-0
3-2	Georgia Southern	W	13-6
3-3	CS-Northridge	L	7-4
3-3	Georgia Southern	W	3-2
3-8	at #20 ALABAMA*	L/L	7-1, 4-3
3-9	at #20 ALABAMA*	L	5-0
3-12	MISSISSIPPI*	L/W	3-2, 4-1
3-13	MISSISSIPPI*	W	4-2
3-15	at AUBURN*	W	4-1
3-16	at AUBURN*	L	2-0, 3-2
3-18	at Georgia Tech	L/W	3-2, 3-2
3-22	FLORIDA*	L/W	2-1, 2-1
3-23	FLORIDA*	L	5-1
3-25	#14 S. CAROLINA*	L	5-2, 6-1
3-26	#14 S. CAROLINA*	L	5-1
3-29	#9 GEORGIA*	L	6-1, 11-0
3-30	#9 GEORGIA*	L	4-0
4-1	Southern Miss.	W/L	2-1, 7-6
4-3	at Tennessee Tech	W	2-1, 7-1
4-5	at TENNESSEE*	L	1-0, 9-2
4-6	at TENNESSEE*	L	2-0
4-16	at Kansas	W/L	5-1, 1-0
4-18	at MISS. STATE*	W/L	5-1, 3-2
4-19	at MISS. STATE*	W	4-1
4-22	at #11 LSU*	L/W	10-1, 6-5
4-23	at #11 LSU*	L	8-0
4-26	KENTUCKY*	W/L	2-1, 4-0
4-27	KENTUCKY*	L	7-6
4-29	Missouri State	L	7-0, 5-4

### 2004

#### 18-40 Overall

8-20 Home; 6-15 Away; 4-5 Neutral

#### 6-24 SEC (2-13 Home; 4-11 Away)

Date	Opponent	W/L	Score
<b>Florida Tournament-Gainesville, Fla.</b>			
2-6	Chattanooga	L	1-0(9)
2-6	South Florida	L	4-2
2-7	Appalachian	W	1-0
2-7	FLORIDA	L	4-3
2-8	Missouri	L	5-3
<b>Georgia State Tournament-Atlanta, Ga.</b>			
2-14	Tournament Cancelled, Weather		
<b>UNLV Tournament-Las Vegas, Nev.</b>			
2-20	UNLV	W	1-0
2-21	Texas-El Paso	W	5-0
2-21	Butler	W	5-3
2-21	Northern Illinois	W	1-0(8)
2-22	Northwestern State	L	6-1(5)
2-28	Miss. Valley State	W	4-0, 8-4
2-29	Miss. Valley State	W	5-1
3-6	#8 ALABAMA*	L	8-3, 4-2
3-7	#8 ALABAMA*	L	7-1
3-13	AUBURN*	L	1-0 (9)
3-14	AUBURN*	L	9-0 (6), 3-0
3-16	at #15 S. CAROLINA* L	6-1, 2-1 (8)	
3-17	at #15 S. CAROLINA* L	6-5	
3-19	at Jacksonville	W	2-1
3-20	at #17 FLORIDA*	L	3-1, 7-2
3-21	at #17 FLORIDA*	W	5-4 (11)
3-24	Missouri State	W	6-5 (10), 2-0
3-25	Oklahoma City	L	1-0, 5-1
3-27	at #5 GEORGIA*	L	8-0 (6), 5-2
3-28	at #5 GEORGIA*	L	2-1
<b>Border War-Stillwater, Okla.</b>			
3-31	Tulsa	L	6-0
3-31	Oklahoma State	L	2-1
4-3	#12 TENNESSEE* L/W	7-3, 6-3	
4-4	#12 TENNESSEE*	L	6-0
4-6	#4 LSU*	L	7-0, 8-0
4-7	#4 LSU*	L	10-1(5)
4-9	Marshall	W	1-0(11)
4-10	Marshall	L	3-0
4-13	at MISSISSIPPI*	L	5-4(11)
4-14	at MISSISSIPPI*	L/W	2-0, 1-0(9)
4-17	MISS. STATE*	L	2-0, 8-0(6)
4-18	MISS. STATE*	W	4-2
4-21	Kansas	L	5-4 (10)
4-21	Kansas	L	1-0 (6)
4-24	KENTUCKY*	W/L	1-0(8), 8-5
4-25	KENTUCKY*	W	5-1
4-29	at Wichita State	L	1-0, 3-0
5-9	Northwestern State	L	2-0, 6-3(8)



**Jamie Pinkerton**

2005-Present

Record: 103-150

### 2005

#### 19-43 Overall

11-17 Home; 4-21 Away; 4-5 Neutral

#### 4-25 SEC (3-12 Home; 1-13 Away)

Date	Opponent	W/L	Score
<b>Mustang Roundup-San Luis Obispo, Calif.</b>			
2-4	CS-Sacramento	L	4-0
2-4	Nevada	W	3-4
2-5	Colorado State	W	2-1
2-5	Cal Poly-SLO	L	8-0(6)
2-6	Colorado State	L	6-4
<b>Las Cruces Hilton Classic-Las Cruces, N.M.</b>			
2-11	Texas-Arlington	W	5-4
2-11	Kansas	L	5-1
2-13	Purdue	W	7-6
2-13	New Mexico State	8-3	
<b>Islander Invitational-Corpus Christi, Texas</b>			
2-18	Texas-Arlington	L	3-0
2-18	Texas A&M-CC	L	2-0
2-20	Sam Houston State	L	1-0
<b>Lady'Back Invitational-Fayetteville, Ark.</b>			
2-26	UMKC	W	7-1
2-26	Louisiana-Monroe	W	6-1
2-27	Louisiana-Monroe	W	8-0 (5)
3-2	at #12 Oklahoma	L	12-0 (5), 8-0 (6)
<b>Arkansas Invitational-Fayetteville, Ark.</b>			
3-5	Miss. Valley State	W	8-2
3-5	Northwestern State	L	5-2
3-6	Northwestern State	W	2-1
3-6	Miss. Valley State	W	9-1 (6)
3-8	S. CAROLINA*	L	6-1, 3-0
3-9	S. CAROLINA*	L	5-3
3-12	at AUBURN*	L	4-0, 10-1(6)
3-13	at AUBURN*	L	10-2 (5)
3-16	Stephen F. Austin	L	9-5, 7-6
3-19	#16 FLORIDA*	L	2-1(8), 9-0
3-20	#16 FLORIDA*	L	8-0(5)
3-23	Centenary	W	3-1, 6-5
3-25	#13 GEORGIA*	L	1-0, 10-0 (5)
3-26	#13 GEORGIA*	L	10-4
<b>Border War-Fayetteville, Ark.</b>			
3-29	Oklahoma State	L	4-3
3-29	Tulsa	W	7-2
4-3	at #4 TENNESSEE	L	6-0, 2-1
4-6	LSU*	W/L	5-3, 8-3
4-7	LSU*	L	6-4
4-13	at Missouri State	L/W	5-3, 4-0
4-16	at MISS. STATE*	L	5-4, 1-0
4-17	at MISS. STATE*	L	2-1
4-19	Oklahoma City	L/W	1-0, 7-4
4-23	KENTUCKY*	W	10-2 (6), 4-0
4-24	KENTUCKY*	W	10-2 (5)
4-26	at Kansas	L	7-2, 6-5
5-3	MISSISSIPPI	L	2-1, 4-1
5-4	MISSISSIPPI	L	1-0 (9)
5-6	at #9 ALABAMA*	L	4-0
5-7	at #9 ALABAMA*	L	4-0, 8-1



## YEAR-BY-YEAR RESULTS

### 2006

**26-35 Overall**  
 17-17 Home; 6-12 Away; 3-6 Neutral  
**10-19 SEC (4-11 Home; 6-8 Away)**

Date	Opponent	W/L	Score
<b>Diamond Fun and Sun Classic-Miami, Fla.</b>			
2-10	#10 Georgia	L	6-7(9)
2-10	North Carolina	L	0-5
2-11	#24 Iowa	W	1-0
2-11	at FIU	L	3-8
2-12	#24 Iowa	L	1-5
2-12	North Carolina	L	4-8
<b>Centenary College Classic-Shreveport, La.</b>			
2-17	UAB	L	1-9(5)
2-17	at Centenary	L	4-6
<b>Lady'Back Invitational-Fayetteville, Ark.</b>			
2-24	Drake	W	1-0(8)
2-24	Penn State	L	2-3(10)
2-25	North Dakota State	W	3-0
2-26	UMKC	W	3-0
2-26	Missouri State	W	3-2
<b>Country Inn and Suites Arkansas Invitational-Fayetteville, Ark.</b>			
3-3	Jacksonville State	W/W	2-1(11),6-2
3-4	Northwestern State	W/W	7-0,3-1(8)
3-5	Centenary	W/W	3-0,1-0
3-11	at #12 GEORGIA*	L/L	1-6,3-6
3-12	at #12 GEORGIA*	W	1-0
3-16	Oklahoma City	L/W	6-7,7-0(1)
3-18	#22 MISS. STATE*	L/L	0-5,2-5
3-19	#22 MISS. STATE*	W	4-2
3-21	at MISSISSIPPI*	L/W	1-2,4-3
3-22	at MISSISSIPPI*	W	9-0(5)
3-25	at FLORIDA*	L/W	8-9,5-1
3-26	at FLORIDA*	L	2-3(10)
<b>Border War-Tulsa, Okla.</b>			
3-29	Oklahoma State	L	1-8
3-29	at Tulsa	L	4-7
4-1	#5 TENNESSEE*	L/L	0-5,1-8
4-2	#5 TENNESSEE*	L	0-6
4-5	Kansas	L/L	1-2,0-1
4-9	at SOUTH CAROLINA*	L/L	0-3,0-1
4-11	Missouri State	W/W	5-1,1-0
4-14	at KENTUCKY*	L	0-8(6)
4-15	at KENTUCKY*	W/W	2-1,2-0
4-19	ULM (Sherwood)	W/W	3-2,4-3
4-22	#18 AUBURN*	L/W	4-5,2-0
4-23	#18 AUBURN*	L	1-2
4-25	#11 LSU*	W	3-2
4-26	#11 LSU*	L/W	3-4,3-2(9)
5-1	#23 Oklahoma	L/L	4-5,0-5
5-5	#4 ALABAMA*	L/L	2-7,0-7
5-6	#4 ALABAMA*	L	2-9
<b>SEC Tournament-Athens, Ga.</b>			
5-11	at #8 Georgia	L	0-2

### 2007

**21-43 Overall**  
 9-19 Home; 6-19 Away; 6-5 Neutral  
**6-22 SEC (3-11 Home; 3-11 Away)**

Date	Opponent	W/L	Score
<b>USF-Best Western Tournament - Tampa, Fla.</b>			
2-9	Virginia	L	1-2
2-9	#22 South Florida	W	6-5
2-10	Western Kentucky	L	0-1
2-10	#22 South Florida	L	1-2
2-11	Virginia	L	1-4
<b>Texas A&amp;M Aggie Classic - College Station, Texas</b>			
2-16	Texas-San Antonio	W	8-0
2-16	#3 Texas A&M	L	1-4
2-17	Texas-San Antonio	W	7-0
2-17	#3 Texas A&M	L	0-11 (5)
2-18	Rutgers	W	8-6
<b>Clarion Inn-Lady'Back Inv.-Fayetteville, Ark.</b>			
2-23	UMKC	W	7-0
2-23	Wichita State	L	1-3
2-24	Missouri	L	3-6
2-24	Colorado State	L	1-6
2-25	Missouri	L	11-12
2-28	at #6 Oklahoma	L/L	0-14(5), 2-10(5)
<b>Holiday Inn Express-Ark. Inv. - Fayetteville, Ark.</b>			
3-2	Louisiana-Monroe	W	1-0
3-2	Northern Iowa	L	0-3
3-3	Northern Iowa	W	9-1(6)
3-3	Louisiana-Monroe	L	1-4
3-4	Northern Iowa	W	6-5
3-4	Louisiana-Monroe	W	8-5
3-6	NORTH TEXAS	W	7-3
3-10	SOUTH CAROLINA*L/W	0-1, 7-0	
3-11	SOUTH CAROLINA*L	1-4	
3-14	WESTERN ILLINOIS L/L	1-3, 1-2	
<b>Big Red Tournament - Lincoln, Neb.</b>			
3-16	Nebraska	L	2-6
3-16	North Dakota State	L	0-10 (5)
3-17	Nebraska	L	0-5
3-17	North Dakota State	W	2-1
3-18	North Dakota State	L	5-6
3-18	Nebraska	W	5-4
3-21	at #2 Alabama*	L/L	0-9 (5), 2-5
3-24	at #1 Tennessee*	L/L	0-4, 0-1
3-25	at #1 Tennessee*	L	0-5
3-27	AUBURN*	L/L	1-3, 1-2
<b>Border War - Stillwater, Okla.</b>			
3-29	Oklahoma St/Tulsa	Rained Out	
3-31	KENTUCKY*	W/W	14-8, 5-2
4-1	KENTUCKY*	W	2-0
4-3	at Kansas	L/W	2-4, 6-1
4-6	at #23 Florida*	L/L	0-4, 0-5
4-7	at #23 Florida*	W	1-0
4-11	Alcorn State	Rained Out	
4-14	at Mississippi*	W/L	7-0, 0-1
4-15	at Mississippi*	L	4-7
4-18	La. Tech (Sherwood)	W/W	1-0, 5-4
4-21	#6 LSU*	L/L	0-5, 0-7
4-22	#6 LSU*	L	1-3
4-25	at Wichita State	Cancelled	
4-28	GEORGIA*	L/L	0-5, 2-7
4-29	GEORGIA*	L	3-5
5-4	at Mississippi State*	L/W	1-3, 11-8
5-5	at Mississippi State*	L	0-8 (5)

### 2008

**37-29 Overall**  
 16-12 Home; 6-13 Away; 15-4 Neutral  
**8-20 SEC (4-10 Home; 4-10 Away)**

Date	Opponent	W/L	Score
<b>Century Bank Classic - Texarkana, Ark.</b>			
2/8	UAB	W	6-5 (8)
2/8	UAB	L	2-4
2/9	Oklahoma State	W	4-3
2/9	Oklahoma State	W	3-2 (9)
2/10	Centenary	W	13-1 (6)
2/10	Centenary	W	9-1 (5)
<b>Metrodome Classic - Minneapolis, Minn.</b>			
2/15	Tennessee Tech	W	2-1
2/15	Nothern Iowa	L	0-3
2/15	Drake	W	5-4
2/16	Western Illinois	W	4-3
2/17	Iowa	W	5-3
2/17	Minnesota	W	2-1
2/21	Northern Colorado	W	6-0
<b>Clarion Inn-Arkansas Invitational - Fayetteville</b>			
2/22	Nothern Colorado	W	12-2 (5)
2/23	Alcorn State	W	7-4
2/24	Creighton	W	7-2
2/24	Saint Louis	W	18-3 (5)
<b>Wilson/DeMarini Invitational - Tempe, Ariz.</b>			
2/29	San Jose State	W	9-2
2/29	FIU	W	13-4 (5)
3/1	Creighton	W	10-1
3/1	#2 Arizona State	L	5-6 (8)
3/2	Drake	L	0-10 (5)
3/8	at South Carolina*	L/W	4-5, 3-2
3/9	at South Carolina*	L	0-4
3/12	Indiana State	W/W	12-2 (5), 4-1
3/14	#4 Florida*	L/L	0-1, 1-3
3/15	#4 Florida*	L	2-7
3/18	at Auburn*	L/L	6-9, 3-5
3/21	#8 Tennessee*	W/L	5-2, 2-11
3/22	#8 Tennessee*	L	2-4
<b>Border War - Fayetteville</b>			
3/26	Oklahoma State	W	4-0
3/26	Tulsa	L	1-2
3/29	at #15 Georgia*	L/L	1-3, 1-13
3/30	at #15 Georgia*	L	1-3
4/2	Louisiana-Monroe	W/W	3-0, 6-0
4/4	Texas A&M-CC	W	11-2 (5)
4/5	Texas A&M-CC	W/W	8-1, 5-1
4/7	#11 Oklahoma	W/L	3-2, 2-3 (8)
4/10	Kansas	Cancelled	
4/12	at Kentucky*	W/W	6-5 (9), 3-0
4/13	at Kentucky*	W	14-1 (5)
4/17	#1 Alabama*	L/L	0-4, 0-3
4/19	Mississippi*	W/L	3-2, 0-8 (5)
4/20	Mississippi*	L	1-6
4/26	#15 LSU*	L/L	0-4, 6-8 (8)
4/27	#15 LSU*	L	0-4
4/29	at Missouri State	L/W	2-5, 9-1 (5)
5/3	#23 Mississippi St.*	W/L	3-1, 1-9
5/4	#23 Mississippi St.*	W	7-6
<b>NCAA Regional - Norman, Okla.</b>			
5/16	Tulsa	W	7-5
5/17	#7 Oklahoma	L	5-6 (11)
5/17	Oregon	L	0-3





## SINGLE GAME - INDIVIDUAL

### At Bats

9	Aly Sartini vs Alabama	3-21-99
9	Brett Erickson vs Alabama	3-21-99
8	Dana Gulick vs Alabama	3-21-99
8	Tiffany Woolley vs Alabama	3-21-99
7	4 times*	
	Lolly Landgraf vs Alabama	3-21-99

### Runs Scored

3	24 times*	
	Dayna Huckabee at Kentucky	4-13-08

### Hits

5	Whitney Cloer vs Kentucky	3-31-07
4	7 times*	
	Jessica Bachkora vs UAB	2-8-08

### Runs Batted In

6	Dayna Huckabee vs Indiana St.	3-12-08
6	Courtney Mitchell at Coastal Carolina	3-11-02
5	Dayna Huckabee at Northern Iowa	3-3-07
5	Mindy O'Malley at Mississippi	3-22-06
5	Erin Stokey at Georgia	4-14-00



Mindy O'Malley

### Doubles

3	Candice Swan vs Kansas	4-21-04
2	28 times*	
	Dayna Huckabee vs Missouri St.	4-29-08
	Kayla Johnson vs Missouri St.	

### Triples

2	Jessica Bachkora at Missouri	2-25-07
1	multiple times*	
	Jessica Bachkora at #15 LSU	4-26-08



Dayna Huckabee is the last Razorback to hit two home runs in one game.

### Home Runs

2	Dayna Huckabee at Kentucky	4-13-08
2	Whitney Cloer at Nebraska	3-18-07
2	Miranda Dixon at Louisiana-Monroe	3-4-07
2	Dayna Huckabee at Centenary	3-23-05
2	Courtney Mitchell at Coastal Carolina	3-11-02

### Total Bases

10	Whitney Cloer vs Kentucky	3-31-07
10	Miranda Dixon at Louisiana-Monroe	3-4-07
9	Miranda Dixon vs Saint Louis	2-24-08
8	7 times*	
	Dayna Huckabee at Kentucky	4-13-08

### Walks

3	7 times*	
	Miranda Dixon vs #4 Florida	3-15-08

### Sacrifice Flies

1	multiple times*	
	Whitney Cloer vs Texas A&M-CC	4-5-08

### Sacrifice Hits

3	Rachel LeMaster vs Tennessee	4-3-04
3	Julie Young at #19 South Carolina	4-15-00
2	36 times*	
	Jessica Bachkora vs Creighton	2-24-08

### Stolen Bases

3	Rachel LeMaster vs Kentucky	4-24-05
3	Dana Gulick vs Centenary	3-7-99
3	Dana Gulick at Tulsa	4-1-98
2	54 times*	
	Jessica Bachkora vs Saint Louis	2-24-08

### Innings Pitched

16.0	Tammy Kincaid vs Alabama	3-21-99
12.0	Tammy Kincaid at #19 South Carolina	4-15-00
12.0	Tammy Kincaid vs UC Santa Barbara	2-27-98
11.0	Heather Schlichtman vs Marshall	4-9-04
11.0	Heather Schlichtman at Florida	3-21-04



Heather Schlichtman

### Strikeouts

16	Heather Schlichtman vs Marshall	4-9-04
15	Katy Henry vs Texas-San Antonio	2-16-07
15	Katy Henry vs Louisiana-Monroe	2-25-05
15	Heather Schlichtman vs Auburn	3-13-04
15	Heather Schlichtman vs Wichita St.	3-3-01

### Batters Faced

66	Tammy Kincaid vs Alabama	3-21-99
53	Tammy Kincaid vs UC Santa Barbara	2-27-98
49	Tammy Kincaid at #19 South Carolina	4-15-00
47	Heather Schlichtman vs Kentucky	4-27-03
45	2 times*	
	Heather Schlichtman at Mississippi	4-13-04



Katy Henry

### Strikeouts Looking

6	Katy Henry at Florida	3-25-06
6	Heather Schlichtman vs No. Illinois	2-21-04
6	Heather Schlichtman vs FIU	3-2-01
6	Tammy Kincaid at Hofstra	3-7-97
5	12 times*	
	Katy Henry vs Kansas	4-5-06

### Chances

18	Shana Easley vs Marshall	4-9-04
17	5 times*	
	Shana Easley vs Louisiana-Monroe	2-26-05

### Putouts

16	Shana Easley vs Louisiana-Monroe	2-26-05
16	Shana Easley vs Marshall	4-9-04
16	Kim Eiben vs Texas A&M	2-15-02
16	Danica White at Mississippi	5-4-00
16	Danica White vs Alabama	3-21-99



Shana Easley

### Assists

8	Tiffany Woolley vs UCF	2-2-02
8	Aly Sartini vs Alabama	3-21-99
8	Tiffany Woolley vs Alabama	3-21-99
7	9 times*	
	Mindy O'Malley at Georgia	3-27-04

### Errors

3	12 times*	
	Dayna Huckabee at Missouri St.	4-29-08

\*For multiple occurrences, the most recent is listed.



## SINGLE GAME - TEAM

### At Bats

71	vs Alabama	3-21-99	3
47	vs UC Santa Barbara	2-27-98	2
43	vs #7 Oklahoma	5-17-08	
43	at FIU	1-31-02	
43	at Jacksonville State	3-16-98	

### Runs Scored

18	vs Saint Louis	2-24-08	
14	at Kentucky	4-13-08	
14	vs Kentucky	3-31-07	
14	vs Houston	2-9-01	
13	3 times*		
	vs FIU	2-29-08	



### Hits

19	vs Kentucky	3-31-07	
19	vs Houston	2-9-01	
18	at Jacksonville State	3-16-98	
18	vs Alabama	3-21-99	
16	2 times*		
	vs Saint Louis	2-24-08	

### Runs Batted In

15	vs Saint Louis	2-24-08	
14	vs Kentucky	3-31-07	
13	vs Houston	2-9-01	
13	vs Georgia Southern	3-2-03	
12	2 times*		
	vs Indiana State	3-12-08	

### Doubles

5	at Missouri St.	4-29-08	
5	vs Texas A&M-CC	4-4-08	
5	vs Texas-Arlington	2-11-05	
5	vs #19 Mississippi State	4-1-00	
4	13 times*		
	at Alcorn State	2-23-08	

### Triples

3-7-99	86	vs Alabama	3-21-99
4-2-08	53	vs UC Santa Barbara	2-27-98
	49	at #19 South Carolina	4-15-00
	47	Kentucky	4-27-03
	45	2 times*	
		at Mississippi	4-13-04

### Home Runs

4-13-08	6	at Florida	3-25-06
3-1-08	6	vs Northern Illinois	2-21-04
2-22-08	6	vs FIU	3-2-01
2-10-8	6	at Mississippi	5-4-00
4-12-08	6	at Hofstra	3-7-97

### Walks

3-25-00	86	vs Alabama	3-21-99
2-9-08	57	at #19 South Carolina	3-15-00
2-8-08	55	vs UC Santa Barbara	2-27-98
2-10-08	50	at FIU	1-31-02
	50	vs #24 Tennessee	5-15-99

### Sacrifice Flies

2	9 times*		
		at Louisiana-Monroe	3-4-07

### Sacrifice Hits

6	at Long Beach State	2-8-02	
6	vs Tulsa	4-9-97	
5	5 times*		
	vs Jacksonville State	3-3-06	

### Stolen Bases

6	vs Kentucky	4-23-05	
6	vs Loyola Marymount	3-13-99	
5	7 times*		
	vs Texas-San Antonio	2-16-07	

### Innings Pitched

19.0	vs Alabama	3-21-99	
12.0	at #19 South Carolina	4-15-00	
12.0	vs UC Santa Barbara	2-27-98	
11.0	5 times*		
	vs #7 Oklahoma	5-17-09	

### Strikeouts

16	vs Marshall	4-9-04	
15	vs Texas-San Antonio	2-16-07	
15	vs Louisiana-Monroe	2-26-05	
15	vs Auburn	3-13-04	
15	vs Wichita State	3-3-01	

### Batters Faced

3-21-99	86	vs Alabama	3-21-99
2-27-98	53	vs UC Santa Barbara	2-27-98
4-15-00	49	at #19 South Carolina	4-15-00
4-27-03	47	Kentucky	4-27-03
	45	2 times*	
		at Mississippi	4-13-04

### Strikeouts Looking

3-25-06	6	at Florida	3-25-06
2-21-04	6	vs Northern Illinois	2-21-04
3-2-01	6	vs FIU	3-2-01
5-4-00	6	at Mississippi	5-4-00
3-7-97	6	at Hofstra	3-7-97

### Chances

3-21-99	86	vs Alabama	3-21-99
3-15-00	57	at #19 South Carolina	3-15-00
2-27-98	55	vs UC Santa Barbara	2-27-98
1-31-02	50	at FIU	1-31-02
5-15-99	50	vs #24 Tennessee	5-15-99

### Putouts

3-21-99	56	vs Alabama	3-21-99
4-15-00	36	at #19 South Carolina	4-15-00
2-27-98	36	vs UC Santa Barbara	2-27-98
5-17-08	33	5 times*	
		vs #7 Oklahoma	5-17-08

### Assists

5-4-05	37	vs Mississippi	5-4-05
3-21-99	27	vs Alabama	3-21-99
4-15-00	19	at #19 South Carolina	4-15-00
2-15-02	18	5 times*	
		vs Texas A&M	2-15-02

### Errors

3-8-00	7	at Missouri State	3-8-00
3-12-99	7	vs Loyola Marymount	3-12-99
4-3-98	7	vs Auburn	4-3-98
2-18-00	6	3 times*	
		vs #21 Stanford	2-18-00

### Double Plays

3-21-99	4	vs Alabama	3-21-99
3-21-06	3	at Mississippi	3-21-06
4-26-08	2	29 times*	
		at #15 LSU	4-26-08

\*For multiple occurrences, the most recent is listed.





## SINGLE SEASON - INDIVIDUAL

### Batting Average

*(Min. 100 AB)*

1. Rachel LeMaster (2005)	.363
2. Brett Erickson (2000)	.352
3. Kim Eiben (2003)	.345
4. Kayla Johnson (2008)	.338
5. Kim Bryant (1997)	.326
Jen Cirigliano (1997)	.326
7. Miranda Dixon (2008)	.317
8. Danica White (2001)	.313
9. Dana Gulick (1998)	.312
10. Dana Gulick (1999)	.311



Rachel LeMaster

### Slugging Pct.

*(Min 100 AB)*

1. Miranda Dixon (2008)	.623
2. Kayla Johnson (2008)	.538
3. Sandra Smith (2008)	.505
4. Courtney Mitchell (2002)	.497
5. Samantha Buckner (2008)	.484
6. Kim Eiben (2003)	.476
7. Brett Erickson (2000)	.467
8. Brittany Robison (2008)	.461
9. Dayna Huckabee (2008)	.459
10. Julie Young (2003)	.439

### On-Base Pct.

*(Min 100 AB)*

1. Miranda Dixon (2008)	.427
2. Brett Erickson (2000)	.406
3. Kim Eiben (2003)	.405
4. Rachel LeMaster (2005)	.399
5. Kayla Johnson (2008)	.393
6. Kim Bryant (1997)	.375
7. Jen Cirigliano (1998)	.373
8. Dana Gulick (1998)	.371
9. Ruth Atkins (2003)	.370
10. Jen Cirigliano (1999)	.368

### Stolen Base Pct.

*(Min. 10 Attempts)*

1. Mindy O'Malley (2005)	.929
2. Dana Gulick (1999)	.917
3. Rachel LeMaster (2005)	.871
4. Allie Benish (2004)	.867
5. Andy Wharton (2000)	.857
6. Dana Gulick (2000)	.850
7. Tiffany Woolley (2002)	.846
8. Sheri Wahrmond (1999)	.842
9. Jessica Bachkora (2008)	.833
10. Blaire Perry (2004)	.813

### Games Played

1. Dana Gulick (2000)	75
Erin Stokey (2000)	75
Danica White (2000)	75
Jen Cirigliano (1999)	75
Brett Erickson (1999)	75
Dana Gulick (1999)	75
Tiffany Woolley (1999)	75
8. Jen Cirigliano (2000)	74
Danica White (1999)	74
10. Sheri Wahrmond (2000)	73

### Games Started

1. Danica White (2000)	75
Brett Erickson (1999)	75
Tiffany Woolley (1999)	75
4. Jen Cirigliano (2000)	74
Dana Gulick (2000)	74
Jen Cirigliano (1999)	74
Danica White (1999)	74
8. Erin Stokey (2000)	73
Dana Gulick (1999)	73
10. Brett Erickson (2000)	71

### At-Bats

1. Dana Gulick (1999)	235
2. Erin Stokey (2000)	231
3. Brett Erickson (2000)	227
4. Brett Erickson (1999)	223
Tiffany Woolley (1999)	223
6. Danica White (2000)	220
7. Blaire Perry (2002)	216
8. Dana Gulick (2000)	214
9. Rachel LeMaster (2007)	211
10. Kayla Johnson (2008)	210

### Runs Scored

1. Kayla Johnson (2008)	53
2. Jessican Bachkora (2008)	42
3. Dana Gulick (1999)	39
4. Dana Gulick (2000)	37
5. Miranda Dixon (2008)	35
Dana Gulick (1998)	35
7. Mindy O'Malley (2005)	32
8. Rachel LeMaster (2005)	30
Jessica Bachkora (2007)	30
10. Dayna Huckabee (2008)	28
Allison Daniel (1999)	28

### Hits

1. Brett Erickson (2000)	80
2. Rachel LeMaster (2005)	73
Dana Gulick (1999)	73
4. Kayla Johnson (2008)	71
5. Blaire Perry (2002)	67
6. Danica White (2000)	65
7. Dana Gulick (2000)	63
8. Brett Erickson (1999)	62
9. Jessica Bachkora (2008)	62
10. Erin Stokey (2000)	61

### Doubles

1. Brett Erickson (2000)	21
2. Danica White (2000)	16
3. Miranda Dixon (2008)	15
4. Kim Eiben (2003)	14
5. Kayla Johnson (2008)	13
6. Kallie Foglesong (2005)	12
Courtney Mitchell (2002)	12
Brett Erickson (1999)	12
Jen Cirigliano (1999)	12
10. Kim Eiben (2000)	11
Jen Cirigliano (1997)	11

### Triples

1. Jessica Bachkora (2007)	5
2. Dayna Huckabee (2008)	4
Dayna Huckabee (2007)	4
Danica White (2002)	4
Sheri Wahrmond (1999)	4
Sheri Wahrmond (1998)	4
Kim Bryant (1997)	4
8. 9 times*	3
Dayna Huckabee (2006)	3



Kallie Foglesong

### Home Runs

1. Sandra Smith (2008)	14
2. Miranda Dixon (2008)	13
3. Samantha Buckner (2008)	10
4. Kayla Johnson (2008)	9
5. Dayna Huckabee (2008)	7
Miranda Dixon (2007)	7
Courtney Mitchell (2002)	7
Whitney Cloer (2007)	6
Dayna Huckabee (2007)	6
10. 5 times*	5
Shana Easley (2006)	5

### Grand Slams

1. 6 times*	1
Samantha Buckner (2008)	1
Sandra Smith (2008)	1

### Runs Batted In

1. Miranda Dixon (2008)	47
2. Sandra Smith (2008)	45
3. Kayla Johnson (2008)	37
Dayna Huckabee (2008)	37
Jen Cirigliano (2000)	37
6. Samantha Buckner (2008)	36
7. Jen Cirigliano (1999)	33
8. Kallie Foglesong (2005)	31
9. Brett Erickson (2000)	30
Erin Stokey (2000)	30
Jen Cirigliano (1998)	30

### Total Bases

1. Miranda Dixon (2008)	114
2. Kayla Johnson (2008)	113
3. Brett Erickson (2000)	106
4. Sandra Smith (2008)	92
5. Samantha Buckner (2008)	91
6. Danica White (2000)	90
7. Dayna Huckabee (2008)	89
8. Dana Gulick (1999)	83
9. Rachel LeMaster (2005)	81
11. Courtney Mitchell (2002)	81
Jen Cirigliano (1999)	81

### Walks

1. Sandra Smith (2008)	32
2. Danica White (1999)	28
3. Jen Cirigliano (1999)	27
4. Miranda Dixon (2008)	25
5. Jessica Bachkora (2008)	22
Jen Cirigliano (2000)	22
Brett Erickson (1999)	21
8. Danica White (2002)	20
3. 9. Courtney Mitchell (2002)	19
Danica White (2000)	19
Aly Sartini (1999)	19

### Sacrifice Flies

1. Whitney Cloer (2006)	3
Kallie Foglesong (2005)	3
Jen Cirigliano (1999)	3
4. 16 times*	2
Whitney Cloer (2008)	2

### Sacrifice Hits

1. Blaire Perry (2002)	25
2. Tiffany Woolley (1999)	17
3. Dana Gulick (2000)	16
4. Blaire Perry (2003)	15
Andy Wharton (2000)	15
6. Julie Young (2001)	14
Jen Cirigliano (2000)	14
8. 4 times*	13
Kayla Johnson (2006)	11



Blaire Perry

### Stolen Bases

1. Dana Gulick (1999)	33
2. Rachel LeMaster (2005)	27
3. Rachel LeMaster (2007)	22
4. Blaire Perry (2002)	20
5. Rachel LeMaster (2006)	19
6. Dana Gulick (2000)	17
Dana Gulick (1998)	17
8. Jessica Bachkora (2007)	16
Sheri Wahrmond (1999)	16
10. Jessica Bachkora (2008)	15
Andy Wharton (1999)	15



## SINGLE SEASON - INDIVIDUAL

### Earned Run Average

*(Min. 75 IP)*

1. Heather Schlichtman (2001)	0.93
2. Valanna Lyons (2002)	1.21
3. Rachel Talley (2000)	1.26
4. Tammy Kincaid (2000)	1.32
5. Tammy Kincaid (1999)	1.38
6. Rachel Talley (2001)	1.41
7. Heather Schlichtman (2002)	1.48
8. Heather Schlichtman (2004)	1.63
9. Tammy Kincaid (1998)	1.72
10. Rachel Talley (2002)	1.97

### Opponent Batting Avg.

*(Min. 75 IP)*

1. Heather Schlichtman (2001)	.188
2. Heather Schlichtman (2002)	.190
3. Heather Schlichtman (2004)	.198
4. Rachel Talley (2002)	.217
Tammy Kincaid (2000)	.217
6. Rachel Talley (2000)	.219
7. Tammy Kincaid (1999)	.224
8. Rachel Talley (2001)	.226
9. Heather Schlichtman (2003)	.228
10. Valanna Lyons (2002)	.230

### Wins

1. Heather Schlichtman (2001)	26
2. Tammy Kincaid (2000)	24
3. Tammy Kincaid (1999)	22
4. Katy Henry (2008)	20
5. Heather Schlichtman (2002)	19
6. Rachel Talley (1999)	16
7. Katy Henry (2006)	15
Heather Schlichtman (2004)	15
9. Katy Henry (2007)	14
10. 5 times*	
Heather Schlichtman (2003)	



Sarah Topham

### Saves

1. Tammy Kincaid (2000)	5
2. Katy Henry (2006)	4
Rachel Talley (2001)	4
4. Sarah Topham (2005)	3
Rachel Talley (2002)	3
Jennifer Bottoms (2000)	3
Jennifer Bottoms (1999)	3
8. 10 times*	
Miranda Dixon (2008)	2
Katy Henry (2008)	2

### Appearances

1. Katy Henry (2007)	51
Tammy Kincaid (2000)	51
3. Tammy Kincaid (1997)	48
4. Heather Schlichtman (2001)	47
5. Katy Henry (2008)	46
6. Heather Schlichtman (2004)	44
Tammy Kincaid (1999)	44
8. Katy Henry (2006)	43
Tammy Kincaid (1998)	43
10. Heather Schlichtman (2002)	41
Rachel Talley (1999)	41

### Complete Games

1. Tammy Kincaid (1997)	44
2. Tammy Kincaid (1998)	30
3. Heather Schlichtman (2004)	27
Heather Schlichtman (2001)	27
5. Heather Schlichtman (2002)	22
6. Katy Henry (2007)	21
Tammy Kincaid (2000)	21
Tammy Kincaid (1999)	21
9. Katy Henry (2008)	20
10. Rachel Talley (2001)	19

### Shutouts

1. Heather Schlichtman (2001)	11
2. Heather Schlichtman (2002)	9
3. Tammy Kincaid (1999)	8
4. Katy Henry (2007)	7
Tammy Kincaid (2000)	7
6. Heather Schlichtman (2004)	6
7. Katy Henry (2006)	5
8. 4 times*	
Rachel Talley (2001)	4

### Innings Pitched

1. Tammy Kincaid (1997)	309.2
2. Heather Schlichtman (2004)	266.0
3. Heather Schlichtman (2001)	256.2
4. Tammy Kincaid (1998)	253.0
5. Tammy Kincaid (2000)	244.1
Tammy Kincaid (1999)	244.1
7. Katy Henry (2007)	230.1
8. Katy Henry (2008)	222.1
9. Katy Henry (2006)	218.1
10. Heather Schlichtman (2002)	212.2

### Strikeouts

1. Heather Schlichtman (2004)	305
2. Katy Henry (2007)	224
3. Katy Henry (2006)	219
4. Heather Schlichtman (2001)	203
5. Heather Schlichtman (2002)	200
Tammy Kincaid (1997)	200
7. Tammy Kincaid (1999)	193
8. Katy Henry (2008)	189
9. Heather Schlichtman (2003)	178
Tammy Kincaid (1998)	178

### Strikeouts Looking

1. Heather Schlichtman (2004)	90
2. Tammy Kincaid (1997)	74
3. Heather Schlichtman (2002)	69
Tammy Kincaid (1998)	69
5. Heather Schlichtman (2001)	65
6. Katy Henry (2007)	64
7. Katy Henry (2006)	61
8. Tammy Kincaid (2000)	56
9. Heather Schlichtman (2003)	55
Tammy Kincaid (1999)	55

### Batters Faced

1. Tammy Kincaid (1997)	1372
2. Tammy Kincaid (1998)	1088
3. Heather Schlichtman (2004)	1083
4. Tammy Kincaid (2000)	1029
5. Katy Henry (2007)	1007
6. Heather Schlichtman (2001)	1003
7. Tammy Kincaid (1999)	985
8. Katy Henry (2008)	968
9. Katy Henry (2006)	924
10. Heather Schlichtman (2002)	868

### Fielding Pct.

*(Min. 40 Chances)*

1. Leslie Dixon (2008)	1.000
Katy Henry (2008)	1.000
Brittany Robison (2008)	1.000
Jocelyne Moncrief (2007)	1.000
Andy Wharton (2001)	1.000
6. Danica White (1999)	.995
7. Whitney Cloer (2008)	.994
Shana Easley (2004)	.994
Lisa Nieman (2003)	.994
10. Danica White (2002)	.993

### Chances

1. Jen Cirigliano (1999)	618
2. Kim Eiben (2002)	553
3. Kim Eiben (2000)	515
4. Jennifer Bottoms (2001)	486
5. Shana Easley (2004)	465
6. Jen Cirigliano (2000)	463
7. Kris Hightower (1998)	450
8. Kim Eiben (2003)	448
9. Danica White (1999)	433
10. Danica White (2002)	423

### Putouts

1. Jen Cirigliano (1999)	552
2. Kim Eiben (2002)	511
3. Kim Eiben (2000)	471
4. Jennifer Bottoms (2001)	450
5. Shana Easley (2004)	419
6. Kim Eiben (2003)	416
7. Kris Hightower (1998)	404
8. Danica White (1999)	389
9. Jen Cirigliano (2000)	384
10. Samantha Buckner (2008)	382

### Assists

1. Tiffany Woolley (1999)	177
2. Brett Erickson (1997)	156
3. Brett Erickson (2000)	154
4. Tiffany Woolley (2002)	153
5. Brett Erickson (1999)	148
6. Cortney Mitchell (2001)	140
7. Tiffany Woolley (2000)	137
8. Aly Sartini (1999)	125
9. Cortney Mitchell (2002)	117
10. Blaire Perry (2003)	115

\* - Most recent occurrence listed.



Aly Sartini



**SINGLE SEASON - TEAM**

<b>Batting Average</b>		<b>Triples</b>		<b>Opponent Batting Avg.</b>		<b>Strikeouts Looking</b>	
1.	.267 (461-1726) 2008	1.	14 1999	1.	.208 (475.2 IP) 2002	1.	123 2004
2.	.257 (458-1781) 2002	2.	13 2007		.208 (449.1 IP) 2001	2.	121 2002
3.	.248 (479-1932) 2000	3.	11 1997	3.	.226 (522.1 IP) 2000	3.	110 2003
4.	.246 (373-1519) 2003	4.	9 2008	4.	.229 (409.1 IP) 2004	4.	101 2000
5.	.240 (398-1656) 2001	9	2005	5.	.237 (526.2 IP) 1999	5.	99 1999
		9	2000				
<b>Slugging Pct.</b>		<b>Home Runs</b>		<b>Walks Allowed</b>		<b>Batters Faced</b>	
1.	.434 (1726 AB) 2008			<i>(Per 7 Innings)</i>		1.	2201 2000
2.	.323 (1781 AB) 2002	1.	65 2008	1.	1.22 (526.2 IP) 1999	2.	2178 1999
3.	.319 (1596 AB) 2005	2.	28 2007	2.	1.32 (449.1 IP) 2001	3.	1947 2002
	.319 (1519 AB) 2003	3.	19 2005	3.	1.39 (382.1 IP) 1997	4.	1928 2008
5.	.318 (1647 AB) 2007	4.	16 2003	4.	1.56 (407.1 IP) 1998	5.	1880 2007
	.318 (1932 AB) 2000	16	2002	5.	1.64 (417.1 IP) 2007		
<b>On Base Pct.</b>		<b>Runs Batted In</b>		<b>Strikeouts</b>		<b>Fielding Pct.</b>	
1.	.340 (1726 AB) 2008	1.	267 2008	<i>(Per 7 Innings)</i>		1.	.966 (1348-724-72) 2001
2.	.313 (1781 AB) 2002	2.	190 2000	1.	6.86 (409.1 IP) 2004	2.	.964 (1427-643-78) 2002
3.	.307 (1932 AB) 2000	3.	176 1999	2.	6.27 (418.2 IP) 2006	3.	.959 (1256-396-71) 2006
4.	.303 (1902 AB) 1999	4.	150 2007	3.	6.24 (475.2 IP) 2002		.959 (1202-561-76) 2003
5.	.299 (1519 AB) 2003	150	2002	4.	6.18 (436.0 IP) 2008	5.	.958 (1203-452-72) 2005
				5.	5.97 (417.1 IP) 2007		
<b>Stolen Base Pct.</b>		<b>Total Bases</b>		<b>Wins</b>		<b>Chances</b>	
1.	.857 (60-70) 2005	1.	749 2008	1.	46 (46-29) 1999	1.	2496 2000
2.	.806 (54-67) 2007	2.	614 2000	2.	44 (44-31) 2000	2.	2477 1999
3.	.770 (97-126) 1999	3.	579 1999	3.	39 (39-28) 2002	3.	2148 2002
4.	.732 (30-41) 2008	4.	575 2002	4.	37 (37-29) 2008	4.	2144 2001
5.	.716 (53-74) 2006	5.	523 2007	5.	36 (36-30) 2001	5.	1913 1998
<b>Games Played</b>		<b>Walks</b>		<b>Saves</b>		<b>Putouts</b>	
1.	75 2000			1.	8 2000	1.	1579 1999
	75 1999	1.	162 2008	2.	7 2002	2.	1567 2000
3.	68 2002	2.	146 1999		7 1999	3.	1427 2002
4.	66 2008	3.	136 2000	4.	6 2001	4.	1348 2001
	66 2001	4.	125 2006	5.	5 2008	5.	1308 2008
		5.	115 1998	5.	5 2005		
<b>At Bats</b>		<b>Sacrifice Flies</b>		<b>Complete Games</b>		<b>Assists</b>	
1.	1932 2000	1.	11 2000	1.	54 1997	1.	803 2000
2.	1902 1999		11 1999	2.	46 2001	2.	792 1999
3.	1781 2002	3.	10 2005		46 1998	3.	724 2001
4.	1726 2008	4.	9 1998	4.	40 2000	4.	643 2002
5.	1656 2001	5.	8 2006	5.	38 2002	5.	598 1997
<b>Runs Scored</b>		<b>Sacrifice Hits</b>		<b>Shutouts</b>			
1.	299 2008	1.	97 2000	1.	21 2001		
1.	233 1999	2.	96 2002	2.	17 1999		
2.	227 2000	3.	91 2001	3.	16 2002		
3.	191 2002	4.	86 1999	4.	14 2000		
4.	176 2007	5.	65 2003	5.	12 2006		
<b>Hits</b>		<b>Stolen Bases</b>		<b>Innings Pitched</b>			
1.	479 2000	1.	97 (97-126) 1999	1.	526.2 1999		
2.	461 2008	2.	69 (69-100) 2002	2.	522.1 2000		
3.	458 2002	3.	60 (60-70) 2005	3.	475.2 2002		
4.	455 1999	4.	58 (58-83) 2004	4.	449.1 2001		
5.	398 2001	5.	56 (56-80) 2000	5.	436.0 2008		
<b>Doubles</b>		<b>Earned Run Avg.</b>		<b>Strikeouts</b>			
1.	81 2000	1.	1.18 (449.1 IP) 2001	1.	424 2002		
2.	75 2008	2.	1.49 (522.1 IP) 2000	2.	415 1999		
3.	61 2001	3.	1.57 (475.2 IP) 2002	3.	401 2004		
4.	60 1999	4.	1.75 (526.2 IP) 1999	4.	385 2008		
5.	53 2005	5.	1.94 (407.1 IP) 1998	5.	375 2006		
	53 2002						



## CAREER - INDIVIDUAL

### Batting Average

(Min. 200 AB)

1.	.296	Rachel LeMaster (219-741)	2004-07
2.	.294	Brett Erickson (184-625)	1997, 99-00
3.	.292	Dana Gulick (215-737)	1997-00
4.	.291	Miranda Dixon (104-358)	2007-pres.
5.	.288	Jen Cirigliano (218-757)	1997-00
6.	.284	Blaire Perry (189-665)	2002-06
7.	.282	Jessica Bachkora (113-401)	2007-pres.
8.	.278	Danica White (224-807)	1999-02
9.	.269	Kim Eiben (176-655)	2000-03
10.	.267	Stephanie Hunter (129-484)	2001-03

### Slugging Pct.

(Min. 200 AB)

1.	.514	Miranda Dixon (358 AB)	2007-pres.
2.	.423	Sandra Smith (284 AB)	2006-pres.
3.	.408	Dayna Huckabee (677 AB)	2005-08
	.408	Cortney Mitchell (343 AB)	2001-02
5.	.390	Jen Cirigliano (757 AB)	1997-00
6.	.389	Whitney Cloer (445 AB)	2006-pres.
7.	.376	Kayla Johnson (519 AB)	2006-pres.
	.376	Brett Erickson (625 AB)	1997, 99-00
9.	.369	Jessica Bachkora (401 AB)	2007-pres.
	.369	Julie Young (526 AB)	2000-03

### On-Base Pct.

(Min. 200 AB)

1.	.377	Miranda Dixon (358 AB)	2007-pres.
2.	.363	Jen Cirigliano (757 AB)	1997-00
3.	.357	Brett Erickson (625 AB)	1997,99-00
4.	.353	Danica White (807 AB)	1999-02
5.	.344	Jessica Bachkora (401 AB)	2007-pres.
6.	.340	Dana Gulick (737 AB)	1997-00
7.	.339	Sandra Smith (284 AB)	2006-pres.
8.	.331	Rachel LeMaster (741 AB)	2004-07
9.	.329	Kim Eiben (655 AB)	2000-03
10.	.327	Ashley Carter (301 AB)	2003-05

### Stolen Base Pct.

(Min. 20 Attempts)

1.	.849	Dana Gulick (73-86)	1997-00
2.	.844	Tiffany Woolley (27-32)	1999-02
3.	.816	Jessica Bachkora (31-38)	2007-pres.
4.	.792	Julie Young (19-24)	2000-03
5.	.760	Mindy O'Malley (38-50)	2003-06
	.760	Andy Wharton (38-50)	1999-02
7.	.758	Rachel LeMaster (75-99)	2004-07
8.	.683	Blaire Perry (56-82)	2002-06
9.	.677	Sheri Wahrmund (21-31)	1998-00
10.	.640	Zenobia Davison (16-25)	2002-05

### Games Played

1.	280	Danica White	1992-02
2.	269	Tiffany Woolley	1999-02
3.	266	Blaire Perry	2002-06
	266	Jen Cirigliano	1997-00
5.	260	Andy Wharton	1999-02
6.	251	Kim Eiben	2000-03
7.	250	Dana Gulick	1997-00
8.	246	Dayna Huckabee	2005-08
9.	243	Rachel LeMaster	2004-07
10.	233	Mindy O'Malley	2003-06

### Games Started

1.	277	Danica White	1999-02
2.	265	Jen Cirigliano	1997-00
3.	244	Dayna Huckabee	2005-08
	244	Tiffany Woolley	1999-02
5.	240	Dana Gulick	1997-00
6.	239	Rachel LeMaster	2004-07
7.	231	Kim Eiben	2000-03
8.	229	Blaire Perry	2002-06
9.	216	Mindy O'Malley	2003-06
10.	213	Shana Easley	2003-06

### At-Bats

1.	807	Danica White	1999-02
2.	757	Jen Cirigliano	1997-00
3.	741	Rachel LeMaster	2004-07
4.	737	Dana Gulick	1997-00
5.	677	Dayna Huckabee	2005-08
6.	666	Tiffany Woolley	1999-02
7.	665	Blaire Perry	2002-06
8.	655	Kim Eiben	2000-03
9.	625	Brett Erickson	1997, 99-00
10.	609	Mindy O'Malley	2003-06

### Runs Scored

1.	119	Dana Gulick	1997-00
2.	92	Kayla Johnson	2006-pres.
3.	86	Blaire Perry	2002-06
4.	83	Dayna Huckabee	2005-08
5.	82	Mindy O'Malley	2003-06
6.	77	Rachel LeMaster	2004-07
7.	76	Tiffany Woolley	1999-02
8.	75	Danica White	1999-02
9.	72	Jessica Bachkora	2007-pres.
10.	70	Andy Wharton	1999-02

### Hits

1.	224	Danica White	1999-02
2.	219	Rachel LeMaster	2004-07
3.	218	Jen Cirigliano	1997-00
4.	215	Dana Gulick	1997-00
5.	189	Blaire Perry	2002-06
6.	184	Brett Erickson	1997, 99-00
7.	176	Kim Eiben	2000-03
8.	170	Tiffany Woolley	1999-02
9.	162	Dayna Huckabee	2005-08
10.	141	Mindy O'Malley	2003-06

### Doubles

1.	40	Danica White	1999-02
2.	39	Kim Eiben	2000-03
	39	Jen Cirigliano	1997-00
4.	35	Brett Erickson	1997, 99-00
5.	30	Dayna Huckabee	2005-08
6.	22	Kayla Johnson	2006-pres.
	22	Julie Young	2000-03
	22	Cortney Mitchell	2001-02
9.	20	Shana Easley	2003-06
10.	19	Samantha Buckner	2005-08
	19	Kallie Foglesong	2004-06

### Triples

1.	12	Dayna Huckabee	2005-08
2.	10	Sheri Wahrmund	1998-00
3.	7	Jessica Bachkora	2007-pres.
	7	Danica White	1999-02
5.	5	Mindy O'Malley	2003-06
	5	Brett Erickson	1997, 99-00
7.	4	multiple times*	
		Whitney Cloer	2006-pres.

### Home Runs

1.	20	Miranda Dixon	2007-pres.
	20	Dayna Huckabee	2005-08
3.	15	Sandra Smith	2006-pres.
4.	14	Whitney Cloer	2006-pres.
	14	Samantha Buckner	2005-08
6.	13	Kayla Johnson	2006-pres.
7.	12	Jen Cirigliano	1997-00
8.	10	Julie Young	2000-03
9.	9	Shana Easley	2003-06
10.	8	Cortney Mitchell	2001-02

### Runs Batted in

1.	120	Jen Cirigliano	1997-00
2.	105	Dayna Huckabee	2005-08
3.	95	Danica White	1999-02
4.	75	Kayla Johnson	2006-pres.
5.	73	Kim Eiben	2000-03
6.	70	Julie Young	2000-03
7.	64	Whitney Cloer	2006-pres.
8.	63	Miranda Dixon	2007-pres.
	63	Samantha Buckner	2005-08
10.	56	Brett Erickson	1997, 99-00

### Total Bases

1.	295	Jen Cirigliano	1997-00
2.	293	Danica White	1999-02
3.	276	Dayna Huckabee	2005-08
4.	238	Dana Gulick	1997-00
5.	235	Brett Erickson	1997, 99-00
6.	234	Rachel LeMaster	2004-07
7.	231	Kim Eiben	2000-03
8.	204	Blaire Perry	2002-06
9.	195	Kayla Johnson	2006-pres.
10.	194	Samantha Buckner	2005-08
	194	Julie Young	2000-03

### Walks

1.	82	Danica White	1999-02
2.	70	Jen Cirigliano	1997-00
3.	49	Dana Gulick	1997-00
	49	Brett Erickson	1997, 99-00
5.	48	Sandra Smith	2006-pres.
	48	Aly Sartini	1997-00
7.	47	Kayla Johnson	2006-pres.
8.	45	BJ Southmayd	2003-06
9.	39	Samantha Buckner	2005-08
	39	Dayna Huckabee	2005-08



## CAREER - INDIVIDUAL Opponent Batting Average

<b>Sacrifice Flies</b>			<i>(Min. 150 IP)</i>			<b>Saves</b>					
1.	7	Jen Cirigliano	1997-00	1.	.200	Heather Schlichtman (930.2 IP)	2001-04	1.	9	Katy Henry	2005-08
2.	6	Sheri Wahrmund	1998-00	2.	.225	Rachel Talley (686.1 IP)	1999-02	9	9	Rachel Talley	1999-02
3.	5	Whitney Cloer	2006-pres.	3.	.235	Tammy Kincaid (1051.1 IP)	1997-00	9	9	Tammy Kincaid	1997-00
	5	Aly Sartini	1997-00	4.	.257	Miranda Dixon (276.0 IP)	2007-pres.	4.	6	Heather Schlichtman	2001-04
5.	4	Dayna Huckabee	2005-08	5.	.261	Blaire Perry (203.1 IP)	2002-06	6	6	Jennifer Bottoms	1998-01
4	4	Kallie Foglesong	2004-06	6.	.265	Katy Henry (820.2 IP)	2005-08	6.	4	Valanna Lyons	2002-05
4	4	Kim Eiben	2000-03	7.	.268	Valanna Lyons (375.0 IP)	2002-05	7.	3	Miranda Dixon	2007-pres.
4	4	Brett Erickson	1997, 99-00	8.	.272	Jennifer Bottoms (374.0 IP)	1998-01	3	3	Sarah Topham	2004-06
9.	3	Shana Easley	2003-06	9.	.276	Sarah Topham (172.0 IP)	2004-06	9.	1	Layne McGuirt	2008-pres.
3	3	Ashley Carter	2003-05					1	1	Kelly Ninemire	2005

<b>Sacrifice Hits</b>			
1.	53	Blaire Perry	2002-06
2	45	Tiffany Woolley	1999-02
3.	38	Julie Young	2000-03
4.	37	Andy Wharton	1999-02
5.	32	Dana Gulick	1997-00
6.	31	Jen Cirigliano	1997-00
7.	26	Mindy O'Malley	2003-06
8.	25	Rachel LeMaster	2004-07
	25	Kim Eiben	2000-03
10	24	Nicole Deeter	2001-03

<b>Stolen Bases</b>			
1.	75	Rachel LeMasters (75-99)	2004-07
2.	73	Dana Gulick (73-86)	1997-00
3.	56	Blaire Perry (56-82)	2002-06
4.	38	Mindy O'Malley (38-50)	2003-06
	38	Andy Wharton (38-50)	1999-02
6.	31	Jessica Bachkora (31-38)	2007-pres.
7.	27	Tiffany Woolley (27-32)	1999-02
8.	21	Sheri Wahrmund (21-31)	1998-00
9.	19	Julie Young (19-24)	2000-03
10.	16	Zenobia Davison (16-25)	2002-05

<b>Earned Run Average</b>			
<i>(Min. 150 IP)</i>			
1.	1.59	Heather Schlichtman (930.2 IP)	2001-04
2.	1.66	Rachel Talley (686.1 IP)	1999-02
3.	1.90	Tammy Kincaid (1051.1 IP)	1997-00
4.	2.43	Jennifer Bottoms (374.0 IP)	1998-01
5.	2.69	Miranda Dixon (276.0 IP)	2007-pres.
6.	3.04	Valanna Lyons (375.0 IP)	2002-05
7.	3.07	Katy Henry (820.2 IP)	2005-08
8.	3.13	Blaire Perry (203.1 IP)	2002-06
9.	3.42	Sarah Topham (172.0 IP)	2004-06

<b>Walks Allowed</b>			
<i>(Per 7 Innings)</i>			
1.	1.22	Rachel Talley (686.1 IP)	1999-02
2.	1.40	Tammy Kincaid (1051.1 IP)	1997-00
3.	1.45	Miranda Dixon (276.0 IP)	2007-pres.
4.	1.72	Katy Henry (820.2 IP)	2005-08
5.	1.91	Jennifere Bottoms (374.0 IP)	1998-01
6.	2.03	Heather Schlichtman (930.2 IP)	2001-04
7.	3.24	Blaire Perry (203.1 IP)	2002-06
8.	3.36	Valanna Lyons (375.0 IP)	2002-05
9.	3.70	Sarah Topham (172.0 IP)	2004-06

<b>Strikeouts</b>			
<i>(Per 7 Innings)</i>			
1.	6.66	Heather Schlichtman (930.2 IP)	2001-04
2.	6.45	Katy Henry (820.2 IP)	2005-08
3.	6.20	Rachel Talley (686.1 IP)	1999-02
4.	5.45	Miranda Dixon (276.0 IP)	2007-pres.
5.	5.08	Valanna Lyons (375.0 IP)	2002-05
6.	4.99	Blaire Perry (203.1 IP)	2002-06
7.	4.96	Tammy Kincaid (1051.1 IP)	1997-00
8.	4.92	Sarah Topham (172.0 IP)	2004-06
9.	3.52	Jennifer Bottoms (374.0 IP)	1998-01

<b>Wins</b>			
1.	73	Heather Schlichtman (73-67)	2001-04
2.	72	Tammy Kincaid (72-80)	1997-00
3.	56	Katy Henry (56-68)	2005-08
4.	52	Rachel Talley (52-50)	1999-02
5.	23	Jennifer Bottoms (23-28)	1998-01
6.	22	Valanna Lyons (22-38)	2002-05
7.	16	Miranda Dixon (16-30)	2007-pres.
8.	10	Blaire Perry (10-14)	2002-6
9.	6	Sarah Topham (6-21)	2004-06
10.	5	Kim Jones (5-3)	2008-pres.

Kayce Odle



<b>Appearances</b>			
1.	186	Tammy Kincaid	1997-00
2.	180	Katy Henry	2005-08
3.	169	Heather Schlichtman	2001-04
4.	151	Rachel Talley	1999-02
5.	93	Valanna Lyons	2002-05
6.	92	Jennifer Bottoms	1998-01
7.	68	Miranda Dixon	2007-pres.
8.	51	Blaire Perry	2002-06
9.	48	Sarah Topham	2004-06
10.	27	Kayce Odle	2006

<b>Complete Games</b>			
1.	116	Tammy Kincaid	1997-00
2.	94	Heather Schlichtman	2001-04
3.	70	Katy Henry	2005-08
4.	51	Rachel Talley	1999-02
5.	30	Jennifer Bottoms	1998-01
6.	25	Valanna Lyons	2002-05
7.	13	Miranda Dixon	2007-pres.
8.	11	Blaire Perry	2002-06
9.	10	Gretchen Thompson	1997
10.	8	Sarah Topham	2004-06

<b>Shutouts</b>			
1.	26	Heather Schlichtman	2001-04
2.	19	Tammy Kincaid	1997-00
3.	15	Katy Henry	2005-08
	15	Rachel Talley	1999-02
5.	9	Jennifer Bottoms	1998-01
6.	3	Miranda Dixon	2007-pres.
	3	Blaire Perry	2002-06
	3	Kayce Odle	2006
	3	Valanna Lyons	2002-05
10.	1	Sarah Topham	2004-06




Zenobia Davison



## CAREER - INDIVIDUAL

<p><b>Innings Pitched</b></p> <ol style="list-style-type: none"> <li>1. 1051.1 Tammy Kincaid 1997-00</li> <li>2. 930.2 Heather Schlichtman 2001-04</li> <li>3. 820.2 Katy Henry 2005-08</li> <li>4. 686.1 Rachel Talley 1999-02</li> <li>5. 375.0 Valanna Lyons 2002-05</li> <li>6. 374.0 Jennifer Bottoms 1998-01</li> <li>7. 276.0 Miranda Dixon 2007-pres.</li> <li>8. 203.1 Blaire Perry 2002-06</li> <li>9. 172.0 Sarah Topham 2004-06</li> <li>10. 77.2 Kayce Odle 2006</li> </ol>	<p><b>Batters Faced</b></p> <ol style="list-style-type: none"> <li>1. 4474 Tammy Kincaid 1997-00</li> <li>2. 3799 Heather Schlichtman 2001-04</li> <li>3. 3553 Katy Henry 2005-08</li> <li>4. 2787 Rachel Talley 1999-02</li> <li>5. 1718 Valanna Lyons 2002-05</li> <li>6. 1657 Jennifer Bottoms 1998-01</li> <li>7. 1240 Miranda Dixon 2007-pres.</li> <li>8. 931 Blaire Perry 2002-06</li> <li>9. 809 Sarah Topham 2004-06</li> <li>10. 372 Gretchen Thompson 1997</li> </ol>	<p><b>Putouts</b></p> <ol style="list-style-type: none"> <li>1. 1563 Kim Eiben 2000-03</li> <li>2. 1412 Jen Cirigliano 1997-00</li> <li>3. 1302 Danica White 1999-02</li> <li>4. 1233 Shana Easley 2003-06</li> <li>5. 1150 Samantha Buckner 2005-08</li> <li>6. 875 Whitney Cloer 2006-pres.</li> <li>7. 607 Kris Hightower 1997-99</li> <li>8. 512 Jennifer Bottoms 1998-01</li> <li>9. 390 Dayna Huckabee 2005-08</li> <li>10. 357 Blaire Perry 2002-06</li> </ol>
<p><b>Strikeouts</b></p> <ol style="list-style-type: none"> <li>1. 886 Heather Schlichtman 2001-04</li> <li>2. 756 Katy Henry 2005-08</li> <li>3. 745 Tammy Kincaid 1997-00</li> <li>4. 608 Rachel Talley 1999-02</li> <li>5. 272 Valanna Lyons 2002-05</li> <li>6. 214 Miranda Dixon 2007-pres.</li> <li>7. 188 Jennifer Bottoms 1998-01</li> <li>8. 145 Blaire Perry 2002-06</li> <li>9. 121 Sarah Topham 2004-06</li> <li>10. 60 Kayce Odle 2006</li> </ol>	<p><b>Fielding Pct.</b> <i>(Min 80 Chances)</i></p> <ol style="list-style-type: none"> <li>1. .992 Lisa Nieman (222-31-2) 2002-03</li> <li>2. .990 Whitney Cloer (875-63-9) 2006-08</li> <li>3. .989 Danica White (1302-162-16) 1999-02</li> <li>4. .985 Samantha Buckner (1150-82-19) 2005-08</li> <li>5. .985 Shana Easley (1233-108-21) 2003-06</li> <li>6. .979 Kim Eiben (1563-99-35) 2000-03</li> <li>7. .978 Kim Bryant (327-25-8) 1997</li> <li>8. .976 Jocelyne Moncrief (151-9-4) 2006-pres.</li> <li>9. .975 Rachel Talley (3-195-5) 1999-02</li> <li>9. .975 Jennifer Bottoms (512-184-18) 1998-01</li> </ol>	<p><b>Assists</b></p> <ol style="list-style-type: none"> <li>1. 558 Tiffany Woolley 1999-02</li> <li>2. 458 Brett Erickson 1997, 99-00</li> <li>3. 400 Aly Sartini 1997-00</li> <li>4. 367 Dayna Huckabee 2005-08</li> <li>5. 347 Blaire Perry 2002-06</li> <li>6. 339 Tammy Kincaid 1997-00</li> <li>7. 306 Heather Schlichtman 2001-04</li> <li>8. 257 Cortney Mitchell 2001-02</li> <li>9. 225 Jen Cirigliano 1997-00</li> <li>10. 217 Kayla Johnson 2006-pres.</li> </ol>
<p><b>Strikeouts Looking</b></p> <ol style="list-style-type: none"> <li>1. 279 Heather Schlichtman 2001-04</li> <li>2. 254 Tammy Kincaid 1997-00</li> <li>3. 188 Katy Henry 2005-08</li> <li>4. 98 Rachel Talley 1999-02</li> <li>5. 94 Valanna Lyons 2002-05</li> <li>6. 64 Jennifer Bottoms 1998-01</li> <li>7. 50 Miranda Dixon 2007-pres.</li> <li>8. 37 Sarah Topham 2004-06</li> <li>9. 33 Blaire Perry 2002-06</li> <li>10. 15 Kayce Odle 2006</li> </ol>	<p><b>Chances</b></p> <ol style="list-style-type: none"> <li>1. 1697 Kim Eiben 2000-03</li> <li>2. 1682 Jen Cirigliano 1997-00</li> <li>3. 1480 Danica White 1999-02</li> <li>4. 1362 Shana Easley 2003-06</li> <li>5. 1251 Samantha Buckner 2005-08</li> <li>6. 947 Whitney Cloer 2006-pres.</li> <li>7. 908 Tiffany Woolley 1999-02</li> <li>8. 841 Aly Sartini 1997-00</li> <li>9. 817 Dayna Huckabee 2005-08</li> <li>10. 739 Blaire Perry 2002-06</li> </ol>	<p><b>Double Plays Turned</b></p> <ol style="list-style-type: none"> <li>1. 42 Kim Eiben 2000-03</li> <li>2. 33 Aly Sartini 1997-00</li> <li>3. 32 Jen Cirigliano 1997-00</li> <li>4. 30 Samantha Buckner 2005-08</li> <li>5. 29 Tiffany Woolley 1999-02</li> <li>6. 28 Jennifer Bottoms 1998-01</li> <li>7. 25 Dayna Huckabee 2005-08</li> <li>25 Cortney Mitchell 2001-02</li> <li>9. 23 Brett Erickson 1997, 99-00</li> <li>10. 20 Blaire Perry 2002-06</li> </ol>

The 1997 Arkansas softball squad was the inaugural Razorback team. The first senior class from that team also became the first to reach the NCAA Tournament in 2000. Several members of that inaugural team are still scattered throughout the Razorback record books, including current assistant coach Aly Sartini.







## LETTERWINNERS LIST

A	F	K	R
Alpe, Robin 1997-98	Foglesong, Kallie 2004-06	Kaiser, Jessica 2002	Ralph, Christy 1997-99
Atkins, Ruth 2003	Foust, Brandy 2006 -pres.	Kincaid, Tammy 1997-00	Rankin, Heather 2005
	Flores, Lisa 1997		Reed, Jess 2007
	Freeman, Hillary 2006 -pres.		Richardson, Crystal 1997-98
B	G	L	S
Bachkora, Jessica 2007-pres.	Gulick, Dana 1997-00	Landgraf, Elizabeth 1998-99	Robison, Brittany 2007-pres.
Baze, Brandy 2006-pres.		LeMaster, Rachel 2004-07	Roby, Linzee 2005
Belford, Augrista 1997		Long, Cassy 2004-06	
Benish, Allie 2003-04		Lyons, Valanna 2002-05	
Bisaccia, Michele 2003-04			Sartini, Aly 1997-00
Bottoms, Jennifer 1998-01	Harney, Meagan 2006		Schlichtman, Heather 2001-04
Bryant, Kim 1997	Hendrix, Lauren 2001-03	McGuirt, Layne 2008-pres.	Skaife, Katy 1997-00
Buckner, Samantha 2005-08	Henry, Katy 2005-pres.	Meza, Amber 1997-98	Smith, Sandra 2006-pres.
	Henry, Kirsten 2000	Mitchell, Cortney 2001-02	Southmayd, Barbara-Jean 2003-05
	Hightower, Kris 1997-98	Moncrief, Jocelyne 2006-pres.	Stokey, Erin 2000-02
C	H	M	T
Caldwell, Amanda 2008-pres.	Hill, Sarah 2003	Moddrell, Julie 1998	Stunkard, Kristin 2003
Carter, Ashley 2003-05	Hubbard, Amie 2008-pres.		Swan, Candice 2003-04
Chisom, Lauren 2008-pres.	Huckabee, Dayna 2005-08		
Cicioni, Hannah 2008-pres.	Hulsey, Teighynne 2007-pres.	Nieman, Lisa 2002-03	Talley, Rachel 1999-02
Cirigliano, Jennifer 1997-00	Hunter, Stephanie 2001-04	Nims, Kelli 2001-02	Thompson, Gretchen 1997
Cloer, Whitney 2006 -pres.		Ninemire, Kelly 2005	Topham, Sarah 2004-05
			Tyree, Amy 1998
D	I	O	W
Daniel, Allison 1998-1999	Iverson, Lauren 2008	O'Malley, Mindy 2003-06	Waddle, Jessica 2007-pres.
Davison, Zenobia 2002-05		Odle, Kayce 2006	Wahrmond, Sheri 1998-00
Deeter, Nicole 2001-04	James, Sami 1998		Wharton, Andy 1999-02
Dixon, Leslie 2008-pres.	Johnson, Kayla 2006-pres.	Perry (Woodward), Blaire 2002-06	White (Howlett), Danica 1999-02
Dixon, Miranda 2007-pres.	Johnson, Melissa 2003-04	Perry, Lindsay 2005	Woolley, Tiffany 1999-02
	Johnson, Tiffany 2001		
	Jones, Emily 2008-pres.		
	Jones, Kim 2008-pres.		
E	J	P	Y
Easley, Shana 2003-06		Quillin, Kathy 1998-99	Young, Julie 2000-03
Egnor, Carrie 2006			
Eiben, Kim 2000-03			
Erickson, Brett 1997, 1999-00			

<b>1</b> Brett Erickson * 1997 Amy Tyree 1998 Tiffany Johnson 2001 Ashley Carter 2003-05 Brandy Baze 2006 -pres.	<b>8</b> Katy Skaife 1997-00 Cortney Mitchell 2001-02 Shana Easley 2003-06	<b>16</b> Kim Bryant 1997 Elizabeth Burdette 1998 Blaire (Woodward) Perry 2002-06 Jessica Waddle 2007-pres.	<b>25</b> Michele Bisaccia 2003-04 Lauren Chisom 2008-pres.
<b>2</b> Sami James 1998 Nicole Deeter 2001-04 Jocelyne Moncrief 2006 -pres.	<b>9</b> Aly Sartini 1997-00 Ruth Atkins 2003 Kelly Ninemire 2005 Brittany Robison 2007-pres.	<b>17</b> Tiffany Woolley 1999-02 Allie Benish 2003-04 Layne McGuirt 2008-pres.	<b>27</b> Hannah Cicioni 2008-pres.
<b>3</b> Christy Ralph * 1997 Julie Moddrell 1998 Sarah Topham 2004-05 Leslie Dixon* 2008	<b>10</b> Gretchen Thompson 1997 Elizabeth Landgraf 1998-99 Kim Eiben 2000-03 Cassy Long 2004-06	<b>18</b> Sheri Wahrmond 1998-00	<b>32</b> Rachel LeMaster 2004-07 Kim Jones 2008-pres.
<b>4</b> Tammy Kincaid 1997-00 Stephanie Hunter 2001-04 Hillary Freeman 2006 -present	<b>11</b> Crystal Richardson 1997-99 Rachel Talley 1999-02 Melissa Johnson 2003-04 Heather Rankin 2005 Miranda Dixon 2007-pres.	<b>19</b> Kristina Hightower 1997-99 Jessica Bachkora 2007-pres.	<b>33</b> Lindsay Perry 2005 Teighynne Hulsey 2007-pres.
<b>5</b> Kathy Quillin 1998-99 Kirsten Henry 2000 Jessica Kaiser 2002-03 Carrie Egnor 2006 Lauren Iverson 2008	<b>12</b> Jennifer Bottoms 1998-01 Lisa Nieman 2002-03 Whitney Cloer 2006 -pres.	<b>20</b> Dana Gulick 1997-00 Kelli Nims 2001-03 Kayla Johnson 2006 -pres.	<b>35</b> Kallie Foglesong 2004-06
<b>6</b> Amber Meza 1998 Linzee Roby 2005 Meagan Harney 2006	<b>13</b> Jennifer Cirigliano 1997-00 Heather Schlichtman 2001-04	<b>21</b> Allison Daniel 1998-99 Erin Stokey 2000-02 Sarah Hill 2003 Kayce Odle 2006 Amie Hubbard 2008-pres.	<b>40</b> Kristin Stunkard 2003
<b>7</b> Christy Ralph * 1998-00 Julie Young 2000-03 Samantha Buckner 2005-08	<b>14</b> Brett Erickson * 1999-00 Valanna Lyons 2002-05 Jess Reed 2007	<b>22</b> Mindy O'Malley 2003-06	<b>42</b> Andy Wharton 1999-02 Callie Shaw 2003 Katy Henry 2005-02
	<b>15</b> Augrista Belford 1997 Dayna Huckabee 2005-08	<b>23</b> Lisa Flores 1997 Lauren Hendrix 2001-03 Sandra Smith 2006 -present	<b>51</b> Brandy Foust 2006 -pres.
		<b>24</b> Robin Alpe 1997-98 Zenobia Davison 2002-05 Emily Jones 2008-pres.	<b>55</b> Candice Swan 2003-04
			<b>62</b> Amanda Caldwell 2008-pres.
			<b>70</b> Danica (Howlett) White 1999-02
			<b>90</b> Barbara-Jean Southmayd 2003-05

\* wore more than one number

# 2009 Razorback Opponents



2009 Razorback Freshmen



## 2009 OPPONENTS



**Alabama Crimson Tide**  
April 18-19 - Tuscaloosa

Head Coach..... Patrick Murphy  
2008 Record ..... 58-8 (25-3)

Series Record ..... Ala. leads 34-7  
Letterwinners Ret./Lost ..... 11/5  
Starters Ret./Lost ..... 8/3  
Location ..... Tuscaloosa, Ala.  
Enrollment ..... 27,052  
Colors ..... Crimson & White  
Conference ..... SEC (Western)

Home Park...Alabama Softball Complex  
Softball Contact ..... Skip Powers  
Email ..... spowers@ia.ua.edu  
Phone ..... 205/348-6734  
Press Box# ..... 205/348-0909  
Web Site..... rolltide.com



**Auburn Tigers**  
April 4-5 - Fayetteville

Head Coach..... Tina Deese  
2008 Record ..... 38-22 (13-14)

Series Record ..... AU leads 20-19  
Letterwinners Ret./Lost ..... 11/7  
Starters Ret./Lost ..... 6-3  
Location ..... Auburn, Ala.  
Enrollment ..... 24,137  
Colors ..... Burnt Orange and Navy Blue  
Conference ..... SEC (Western)

Home Park..... Jane B. Moore Field  
Softball Contact ..... Bob Grant  
Email ..... grantrs@auburn.edu  
Phone ..... 334/844-9810  
Press Box# ..... 334/844-5232  
Web Site..... auburntigers.com



**Florida Gators**  
April 25-26 - Gainesville

Head Coach..... Tim Walton  
2008 Record ..... 70-5 (27-1)

Series Record ..... UF leads 23-11  
Letterwinners Ret./Lost ..... 17/3  
Starters Ret./Lost ..... 8/1  
Location ..... Gainesville, Fla.  
Enrollment ..... 51,413  
Colors ..... Orange & Blue  
Conference ..... SEC (Eastern)

Home Park.... Katie Seashole Pressly Stadium  
Softball Contact ..... Suzanna Ollove  
Email ..... zannao@gators.uua.ufl.edu  
Phone ..... 352/375-4683 ext. 6128  
Press Box# ..... 352/379-2810 or 2879  
Web Site..... gatorzone.com



**Georgia Bulldogs**  
May 2-3 - Fayetteville

Head Coach..... Lu Harris-Champer  
2008 Record ..... 46-24 (14-14)

Series Record ..... UGA leads 24-10  
Letterwinners Ret./Lost ..... 11/7  
Starters Ret./Lost ..... 8/5  
Location ..... Athens, Ga.  
Enrollment ..... 34,180  
Colors ..... Red and Black  
Conference ..... SEC (Eastern)

Home Park..... UGA Softball Complex  
Softball Contact ..... Tanner Tedeschi  
Email ..... tannert@sports.uga.edu  
Phone ..... 706/542-7965  
Press Box# ..... NA  
Web Site..... georgiadogs.com



**Kentucky Wildcats**  
March 21-22 - Fayetteville

Head Coach..... Rachel Lawson  
2008 Record ..... 17-37 (3-25)

Series Record ..... Ark. leads 23-10  
Letterwinners Ret./Lost ..... 10/3  
Starters Ret./Lost ..... 6/2  
Location ..... Lexington, Ky.  
Enrollment ..... 27,000  
Colors ..... Blue and White  
Conference ..... SEC (Eastern)

Home Park..... UK Softball Complex  
Softball Contact ..... Deb Moore  
Email ..... deb.moore@uky.edu  
Phone ..... 859/257-8506  
Press Box# ..... NA  
Web Site..... ukathletics.com



**LSU Tigers**  
April 10-11 - Fayetteville

Head Coach..... Yvette Girouard  
2008 Record ..... 44-18 (17-11)

Series Record ..... LSU leads 37-7  
Letterwinners Ret./Lost ..... 8/8  
Starters Ret./Lost ..... 3/6  
Location ..... Baton Rouge, La.  
Enrollment ..... 25,896  
Colors ..... Purple and Gold  
Conference ..... SEC (Western)

Home Park..... Tiger Park  
Softball Contact ..... Matt Dunaway  
Email ..... mdunaway@lsu.edu  
Phone ..... 225/578-1869  
Press Box# ..... 225/578-0155  
Web Site..... lsusports.net



**Ole Miss Rebels**  
March 28-29 - Oxford

Head Coach..... Missy Dickerson  
2008 Record ..... 26-28 (9-19)

Series Record ..... Ark. leads 26-14  
Letterwinners Ret./Lost ..... 14/4  
Starters Ret./Lost ..... 8/1  
Location ..... Oxford, Miss.  
Enrollment ..... 17,601  
Colors ..... Cardinal Red & Navy Blue  
Conference ..... SEC (Western)

Home Park.... Ole Miss Softball Complex  
Softball Contact ..... Daniel Snowden  
Email ..... desnowde@olemiss.edu  
Phone ..... 662/915-7522  
Press Box# ..... 662/915-7851  
Web Site..... OleMissSports.com



**Mississippi State Bulldogs**  
March 17-18 - Starkville

Head Coach..... Jay Miller  
2008 Record ..... 41-22 (13-14)

Series Record ..... MSU leads 26-17  
Letterwinners Ret./Lost ..... 11/6  
Starters Ret./Lost ..... 7/6  
Location ..... Starkville, Miss.  
Enrollment ..... 17,824  
Colors ..... Maroon & White  
Conference ..... SEC (Western)

Home Park..... MSU Softball Field  
Softball Contact ..... Brock Turnipseed  
Email ... bturnipseed@athletics.msstate.edu  
Phone ..... 662/325-7556  
Press Box# ..... 662/325-7546  
Web Site..... MStateAthletics.com



**South Carolina Gamecocks**  
March 11 - Fayetteville

Head Coach..... Joyce Compton  
2008 Record ..... 21-26 (8-18)

Series Record ..... SC leads 23-10  
Letterwinners Ret./Lost ..... 11/7  
Starters Ret./Lost ..... 6/3  
Location ..... Columbia, S.C.  
Enrollment ..... 27,390  
Colors ..... Garnet & Black  
Conference ..... SEC (Eastern)

Home Park..... Beckham Field  
Softball Contact ..... Koby Padgett  
Email ..... kpadgett@sc.edu  
Phone ..... 803/777-7987  
Press Box# ..... 803/777-8428  
Web Site..... gamecocksonline.com



## 2009 OPPONENTS

 <p><b>Tennessee Lady Vols</b> March 25 - Knoxville</p> <p>Co- Head Coaches..... Ralph Weekly ..... Karen Weekly</p>	<p>2008 Record ..... 50-16 (14-12) Series Record ..... UT leads 23-11 Letterwinners Ret./Lost ..... 11/6 Starters Ret./Lost ..... 6/3 Location ..... Knoxville, Tenn. Enrollment ..... 26,400 Colors ..... Orange and White</p>	<p>Conference ..... SEC (Eastern) Home Park.... Sherri Parker Lee Stadium Softball Contact ..... Brian Davis Email ..... bdavis16@utk.edu Phone ..... 865/974-7478 Press Box# ..... NA Web Site..... utladyvols.com</p>
 <p><b>Ball State Cardinals</b> February 27 - Fayetteville</p> <p>Head Coach..... Craig Nicholson 2008 Record ..... 36-32 (9-11)</p>	<p>Series Record ..... Ball State leads 1-0 Letterwinners Ret./Lost ..... 16/6 Starters Ret./Lost ..... 7/2 Location ..... Muncie, Ind. Enrollment ..... 17,285 Colors ..... Cardinal and White Conference ..... Mid-American</p>	<p>Home Park.....BSU Softball Complex Softball Contact ..... Lisa Rusche Email ..... lmrusche@bsu.edu Phone ..... 765/285-8242 Press Box# ..... NA Web Site..... ballstatesports.com</p>
 <p><b>Bradley Braves</b> February 27 - Fayetteville</p> <p>Head Coach..... Amy Hayes 2008 Record ..... 12-27 (4-19)</p>	<p>Series Record ..... First Meeting Letterwinners Ret./Lost ..... NA Starters Ret./Lost ..... NA Location ..... Peoria, Ill. Enrollment ..... 5,873 Colors ..... Red and White Conference ..... Missouri Valley</p>	<p>Home Park..... Laura Bradley Park Softball Contact ..... Bryan Moore Email ..... bwmoore@bradley.edu Phone ..... 309/677-3788 Press Box# ..... NA Web Site..... bradleybraves.com</p>
 <p><b>Centenary Ladies</b> April 15 - Sherwood, Ark.</p> <p>Head Coach.....Mark Montgomery 2008 Record ..... 34-26 (17-7)</p>	<p>Series Record ..... Ark. leads 9-1 Letterwinners Ret./Lost ..... NA Starters Ret./Lost ..... NA Location ..... Shreveport, La. Enrollment ..... 910 Colors ..... Maroon &amp; White Conference ..... Summit League</p>	<p>Home Park... Centenary Softball Complex Softball Contact ..... Tony Black Email ..... ablack@centenary.edu Phone ..... 318/841-7260 Press Box# ..... NA Web Site..... GoCentenary.com</p>
 <p><b>Cleveland State Vikings</b> March 7 - Stillwater, Okla.</p> <p>Head Coach..... Angie Nicholson 2008 Record ..... 31-18 (14-4)</p>	<p>Series Record ..... First Meeting Letterwinners Ret./Lost ..... NA Starters Ret./Lost ..... NA Location ..... Cleveland, Ohio Enrollment ..... 16,245 Colors ..... Forest Green and White Conference ..... Horizon League</p>	<p>Home Park..... Viking Field Softball Contact ..... Brian McCann Email ..... b.mccann66@csuohio.edu Phone ..... 216/687-5115 Press Box# ..... NA Web Site..... csuvikings.com</p>
 <p><b>Drake Bulldogs</b> Feb. 13 - Minneapolis, Minn. March 6 - Stillwater, Okla.</p> <p>Head Coach..... Rich Calvert 2008 Record ..... 29-26 (13-10)</p>	<p>Series Record ..... Ark. leads 3-1 Letterwinners Ret./Lost ..... 12/4 Starters Ret./Lost ..... 4/4 Location ..... Des Moines, Iowa Enrollment ..... 5,668 Colors ..... Blue and White Conference ..... Missouri Valley</p>	<p>Home Park..... Buel Field Softball Contact ..... Amy Tagliareni Email ..... atagliareni@drake.edu Phone ..... 515/271-3740 Press Box# ..... NA Web Site..... godrakebulldogs.com</p>
 <p><b>FIU Golden Panthers</b> February 20 - Boca Raton, Fla.</p> <p>Head Coach.....Beth McClendon 2008 Record ..... 29-34 (12-11)</p>	<p>Series Record ..... Ark. leads 3-1 Letterwinners Ret./Lost ..... 12/5 Starters Ret./Lost ..... 6/3 Location ..... Miami, Fla. Enrollment ..... 38,000 Colors ..... Blue and Gold Conference ..... Sun Belt</p>	<p>Home Park... University Park Softball Complex Softball Contact ..... Steven Schoon Email ..... sschoon@fiu.edu Phone ..... 305/348-2091 Press Box# ..... 305/348-6898 Web Site..... fuisports.com</p>
 <p><b>Florida Atlantic Owls</b> March 20, 21 - Boca Raton, Fla.</p> <p>Head Coach.....Joan Joyce 2008 Record ..... 35-26 (17-7)</p>	<p>Series Record ..... FAU leads 2-1 Letterwinners Ret./Lost ..... 13/2 Starters Ret./Lost ..... 6/2 Location ..... Boca Raton, Fla. Enrollment ..... 26,000 Colors ..... Blue and Red Conference ..... Sun Belt</p>	<p>Home Park.....FAU Softball Stadium Softball Contact ..... Justin Johnson Email ..... jjohn218@fau.edu Phone ..... 561/297-3513 Press Box# ..... 561/297-1020 Web Site..... fausports.com</p>
 <p><b>Fordham Rams</b> February 22 - Miami, Fla.</p> <p>Head Coach..... Bridget Orchard 2008 Record ..... 36-30 (11-9)</p>	<p>Series Record ..... First Meeting Letterwinners Ret./Lost ..... 11/4 Starters Ret./Lost ..... 6/3 Location ..... Bronx, N.Y. Enrollment ..... 7,652 Colors ..... Maroon &amp; White Conference ..... Atlantic 10</p>	<p>Home Park... Bahoshy Softball Complex Softball Contact ..... Scott Kwiatkowski Email ..... skwiatkowski@forham.edu Phone ..... 718/817-4219 Press Box# ..... NA Web Site..... fordhamsports.com</p>



## 2009 OPPONENTS

 <p><b>Minnesota Golden Gophers</b> February 14 - Minneapolis, Minn.</p> <p>Co-Head Coaches.....Lisa Bernstein .....Julie Standerling</p>	<p>2008 Record ..... 29-16 (9-7) Series Record .....Series tied, 1-1 Letterwinners Ret./Lost..... 16/4 Starters Ret./Lost ..... 7/3 Location ..... Minneapolis, Minn. Enrollment ..... 50,883 Colors ..... Maroon and Gold</p>	<p>Conference..... Big Ten Home Park....Jane Sage Cowles Stadium Softball Contact ..... Doug Vose Email .....vosej004@umn.edu Phone ..... 612/624-4345 Press Box# ..... 612/624-2992 Web Site..... gophersports.com</p>
 <p><b>Missouri Tigers</b> Feb. 21 - Minneapolis, Minn.</p> <p>Head Coach..... Ehren Earleywine 2008 Record ..... 47-17 (11-6)</p>	<p>Series Record ..... Missouri leads 3-2 Letterwinners Ret./Lost..... NA Starters Ret./Lost ..... 7/2 Location ..... Columbia, Mo. Enrollment ..... 28,070 Colors ..... Old Gold and Black Conference ..... Big 12</p>	<p>Home Park..... University Field Softball Contact ..... Emily G. Murray Email ..... gatewoode@missouri.edu Phone ..... 573/884-8519 Press Box# ..... 573/884-2971 Web Site..... mutigers.com</p>
 <p><b>Missouri State Bears</b> April 22 - Fayetteville</p> <p>Head Coach..... Holly Hesse 2008 Record ..... 28-22 (11-13)</p>	<p>Series Record ... Missouri St leads 16-14 Letterwinners Ret./Lost..... 12/5 Starters Ret./Lost ..... 6/3 Location ..... Springfield, Mo. Enrollment ..... 21,688 Colors ..... Maroon and White Conference ..... Missouri Valley</p>	<p>Home Park..... Killian Softball Stadium Softball Contact ..... Eric Doennig Email .... ericdoennig@missouristate.edu Phone ..... 417/836-4586 Press Box# ..... 417/827-5327 Web Site..... missouristatebears.com</p>
 <p><b>Northern Colorado Bears</b> March 7 - Stillwater, Okla.</p> <p>Head Coach..... Jen Schunke 2008 Record ..... 16-36</p>	<p>Series Record ..... Ark. leads 2-0 Letterwinners Ret./Lost..... NA Starters Ret./Lost ..... NA Location ..... Greeley, Colo. Enrollment ..... 10,831 Colors ..... Blue &amp; Gold Conference ..... Independent</p>	<p>Home Park..... Butler-Hancock Field Softball Contact ..... Scott Ward Email ..... scott.ward@unco.edu Phone ..... 970/351-2522 Press Box# ..... 970/351-2522 Web Site..... uncbeats.com</p>
 <p><b>Northern Iowa Panthers</b> Feb. 15 - Minneapolis, Minn.</p> <p>Head Coach..... Ryan Jacobs 2008 Record ..... 20-28 (5-16)</p>	<p>Series Record ..... Series tied, 2-2 Letterwinners Ret./Lost..... 10/4 Starters Ret./Lost ..... 8/2 Location ..... Cedar Falls, Iowa Enrollment ..... 12,908 Colors ..... Purple and Old Gold Conference ..... Missouri Valley</p>	<p>Home Park... Robinson-Dresser Sports Complex Softball Contact ..... Taylor Schupbach Email ..... schupbac@uni.edu Phone ..... 319/273-3783 Press Box# ..... NA Web Site..... unipanthers.com</p>
 <p><b>Oklahoma Sooners</b> April 8 - Norman, Okla.</p> <p>Head Coach..... Patty Gasso 2008 Record ..... 47-14 (16-2)</p>	<p>Series Record ..... OU leads 14-1 Letterwinners Ret./Lost..... 11/6 Starters Ret./Lost ..... 8/2 Location ..... Norman, Okla. Enrollment ..... 29,721 Colors ..... Crimson and Cream Conference ..... Big 12</p>	<p>Home Park..... Marita Hynes Field Softball Contact ..... Cassie Gage Email ..... cassie@ou.edu Phone ..... 405/325-8372 Press Box# ..... 405/325-8177 Web Site..... SoonerSports.com</p>
 <p><b>Oklahoma State Cowgirls</b> March 8 - Stillwater, Okla. April 1 - Tulsa, Okla.</p> <p>Head Coach..... Rich Wieligman 2008 Record ..... 26-25 (9-9)</p>	<p>Series Record ..... Ark. leads 5-3 Letterwinners Ret./Lost..... NA Starters Ret./Lost ..... NA Location ..... Stillwater, Okla. Enrollment ..... 32,265 Colors ..... Orange &amp; Black Conference ..... Big 12</p>	<p>Home Park.... Cowgirl Softball Stadium Softball Contact ..... Mike Noteware Email ..... mike.noteware@okstate.edu Phone ..... 405/744-7756 Press Box# ..... 405/744-7266 Web Site..... okstate.com</p>
 <p><b>Samford Bulldogs</b> Feb. 8 - Minneapolis, Minn.</p> <p>Head Coach..... Beanie Ketcham 2008 Record ..... 25-29 (14-13)</p>	<p>Series Record ..... First Meeting Letterwinners Ret./Lost..... 8/3 Starters Ret./Lost ..... 6/2 Location ..... Birmingham, Ala. Enrollment ..... 4,500 Colors ..... Red and Blue Conference ..... Southern</p>	<p>Home Park..... Bulldog Field Softball Contact ..... Katie Walden Email ..... kjwalden@samford.edu Phone ..... 205/726-4005 Press Box# ..... 205/532-3476 Web Site..... samfordsports.com</p>
 <p><b>South Dakota St. Jackrabbits</b> Feb. 28 - Fayetteville</p> <p>Head Coach..... Joanna Lane 2008 Record ..... 17-27 (9-9)</p>	<p>Series Record ..... First Meeting Letterwinners Ret./Lost..... 7/6 Starters Ret./Lost ..... 6/3 Location ..... Brookings, S.D. Enrollment ..... 11,995 Colors ..... Yellow and Blue Conference ..... The Summit League</p>	<p>Home Park.... Jackrabbit Softball Stadium Softball Contact ..... Ryan Sweeter Email ..... ryan.sweeter@sdsstate.edu Phone ..... 605/688-4822 Press Box# ..... NA Web Site..... GoJacks.com</p>



## 2009 OPPONENTS



**Southern Miss Golden Eagles**  
Feb. 6, 7 - Hattiesburg, Miss.

Head Coach.....Howard Dobson  
2008 Record ..... 25-30 (9-15)

Series Record ..... Ark. leads 3-2  
Letterwinners Ret./Lost ..... 9/9  
Starters Ret./Lost ..... 6/3  
Location ..... Hattiesburg, Miss.  
Enrollment ..... 15,000  
Colors ..... Black and Gold  
Conference ..... Conference USA

Home Park... Southern Miss Softball Complex  
Softball Contact ..... Jason Kirksey  
Email ..... jason.kirksey@usm.edu  
Phone ..... 601/266-4506  
Press Box# ..... 601/583-7345  
Web Site..... SouthernMiss.com



**Tulsa Golden Hurricane**  
April 1 - Tulsa, Okla.

Head Coach.....John Bargfeldt  
2008 Record ..... 34-25 (14-10)

Series Record ..... Ark. leads 9-6  
Letterwinners Ret./Lost ..... 13/2  
Starters Ret./Lost ..... 7/1  
Location ..... Tulsa, Okla.  
Enrollment ..... 4,165  
Colors ... Old Gold, Royal Blue and Crimson  
Conference ..... Conference USA

Home Park... Donna J. Hardesty Sports Complex  
Softball Contact ..... Eric Hollier  
Email ..... eric-hollier@utulsa.edu  
Phone ..... 918/631-2483  
Press Box# ..... 918/631-5426  
Web Site..... tulsahurricane.com



**UMKC Kangaroos**  
April 29 - Fayetteville

Head Coach.....Meredith Smith  
2008 Record ..... 8-31 (6-14)

Series Record ..... Ark. leads 4-0  
Letterwinners Ret./Lost ..... 8/4  
Starters Ret./Lost ..... 6/6  
Location ..... Kansas City, Mo.  
Enrollment ..... 14,221  
Colors ..... Blue and Gold  
Conference ..... The Summit League

Home Park..... Cleveland Park  
Softball Contact ..... Brooke Orcutt  
Email ..... orcuttb@umkc.edu  
Phone ..... 816/235-6618  
Press Box# ..... NA  
Web Site..... umckkangaroos.com



**Western Illinois Westernwinds**  
Feb. 14 - Minneapolis, Minn.

Head Coach..... Holly Van Vlymen  
2008 Record ..... 15-33 (9-10)

Series Record ..... WIU leads 2-1  
Letterwinners Ret./Lost ..... 12/5  
Starters Ret./Lost ..... 6/3  
Location ..... Macomb, Ill.  
Enrollment ..... 13,331  
Colors ..... Purple and Gold  
Conference ..... The Summit League

Home Park..... McKee Softball Stadium  
Softball Contact ... Greg Lautzenheiser  
Email ..... ga-lautzenheiser@wiu.edu  
Phone ..... 309/298-1133  
Press Box# ..... NA  
Web Site..... wiuathletics.com



**Western Kentucky Lady Toppers**  
Feb. 7 - Hattiesburg, Miss.

Head Coach..... Tyra Perry  
2008 Record ..... 28-30 (8-15)

Series Record ..... WKU leads 1-0  
Letterwinners Ret./Lost ..... 17/1  
Starters Ret./Lost ..... 7/1  
Location ..... Bowling Green, Ky.  
Enrollment ..... 19,215  
Colors ..... Red and White  
Conference ..... Sun Belt

Home Park..... WKU Softball Field  
Softball Contact ..... Kelly Oravet  
Email ..... kelly.oravet280@wku.edu  
Phone ..... 270/745-1922  
Press Box# ..... 270/745-1928  
Web Site..... wkusports.com



**Wichita State Shockers**  
Feb. 28 - Fayetteville

Head Coach.....Mike Perniciaro  
2008 Record ..... 33-28 (13-13)

Series Record ..... Ark. leads 4-3  
Letterwinners Ret./Lost ..... 11/5  
Starters Ret./Lost ..... 6/3  
Location ..... Wichita, Kan.  
Enrollment ..... 14,612  
Colors ..... Black and Yellow  
Conference ..... Missouri Valley

Home Park..... Wilkins Stadium  
Softball Contact ..... Jordan Korphage  
Email ..... jkorphage@goshockers.com  
Phone ..... 316/978-5598  
Press Box# ..... 316/978-3543  
Web Site..... goshockers.com



**Wisc. Green-Bay Phoenix**  
Feb. 15 - Minneapolis, Minn.

Head Coach..... Jean Rivett  
2008 Record ..... 13-25 (4-9)

Series Record ..... First Meeting  
Letterwinners Ret./Lost ..... 15/5  
Starters Ret./Lost ..... NA  
Location ..... Green Bay, Wis.  
Enrollment ..... 5,889  
Colors ..... Green, White and Red  
Conference ..... Horizon League

Home Park..... Ben Garot Field  
Softball Contact ..... Drew Harris  
Email ..... harrisd@uwgb.edu  
Phone ..... 920/465-2498  
Press Box# ..... NA  
Web Site..... uwgbathletics.com



## SERIES RECORDS

School	W	L	Pct.	Last
Akron	2	0	1.000	2003
<b>ALABAMA</b>	<b>7</b>	<b>34</b>	<b>.171</b>	<b>2008</b>
Alcorn State	1	0	1.000	2008
Appalachian	1	0	1.000	2004
Arizona	0	1	.000	2003
Arizona State	0	2	.000	2008
<b>AUBURN</b>	<b>19</b>	<b>20</b>	<b>.487</b>	<b>2008</b>
Ball State	0	1	.000	1997
Baylor	0	1	.000	2001
Bethune-Cookman	4	0	1.000	2002
Boston College	1	0	1.000	2002
Butler	1	0	1.000	2004
California	0	1	.000	1998
Cal Poly-SLO	0	3	.000	2005
UC-Santa Barbara	0	1	.000	1998
CS-Northridge	2	2	.500	2003
CS-Sacramento	0	3	.000	2005
UC-Riverside	2	0	1.000	2002
Centenary	9	1	.900	2008
Central Florida	2	1	.667	2003
Coastal Carolina	2	0	1.000	2002
Colorado State	2	2	.500	2007
Creighton	3	2	.600	2008
DePaul	0	1	.000	1998
Drake	3	1	.750	2008
East Carolina	0	1	.000	1997
Eastern Michigan	1	0	1.000	2000
Evansville	0	3	.000	2003
<b>FLORIDA</b>	<b>11</b>	<b>23</b>	<b>.324</b>	<b>2008</b>
Florida A&M	1	0	1.000	2000
Florida Atlantic	1	2	.333	2001
Florida International	3	1	.750	2008
Florida State	0	1	.000	1997
Fresno State	0	3	.000	2000
<b>GEORGIA</b>	<b>10</b>	<b>24</b>	<b>.294</b>	<b>2008</b>
Georgia Southern	2	0	1.000	2003
Georgia State	1	1	.500	2001
Georgia Tech	2	2	.500	2003
Hawai'i	1	1	.500	1998
Hofstra	1	0	1.000	1997
Houston	2	0	1.000	2003
Illinois-Chicago	1	0	1.000	2001
Indiana State	2	0	1.000	2008
Iowa	2	1	.667	2008
Jacksonville	1	1	.500	2004
Jacksonville State	4	0	1.000	2006
Kansas	7	16	.304	2007
<b>KENTUCKY</b>	<b>23</b>	<b>10</b>	<b>.697</b>	<b>2008</b>
Long Beach State	1	3	.250	2002
Louisiana-Monroe	8	2	.800	2008
Louisiana Tech	2	1	.667	2007
Loyola Marymount	3	1	.750	2002
<b>LSU</b>	<b>7</b>	<b>37</b>	<b>.159</b>	<b>2008</b>
McNeese State	2	0	1.000	1999
Maine	1	0	1.000	2001
Marshall	1	1	.500	2004
Michigan	0	1	.000	1997
Michigan State	0	1	.000	1997
Minnesota	1	1	.500	2008
<b>MISSISSIPPI</b>	<b>26</b>	<b>14</b>	<b>.650</b>	<b>2008</b>
<b>MISSISSIPPI STATE</b>	<b>17</b>	<b>26</b>	<b>.447</b>	<b>2008</b>
Miss. Valley State	5	0	1.000	2005
Missouri	2	3	.667	2007
Missouri-KC	4	0	1.000	2007
Missouri Southern	1	1	.500	1999

School	W	L	Pct.	Last
Missouri State	14	16	.467	2008
Nebraska	1	2	.333	2007
Nevada	1	0	1.000	2005
New Mexico State	1	2	.333	2005
Nicholls State	1	0	1.000	1998
North Carolina	0	2	.000	2006
North Dakota State	2	2	.500	2007
North Texas	1	0	1.000	2007
Northern Colorado	2	0	1.000	2008
Northern Illinois	1	0	1.000	2004
Northern Iowa	2	2	.500	2008
Northwestern	0	2	.000	2003
Northwestern State	4	6	.400	2006
Notre Dame	2	2	.500	2001
Ohio State	2	1	.333	2001
Oklahoma	1	14	.067	2008
Oklahoma City	12	7	.600	2006
Oklahoma State	5	3	.625	2008
Oregon	3	2	.600	2008
Oregon State	0	2	.000	2000
Pacific	0	3	.000	1998
Penn State	0	1	.000	2006
Pittsburgh	1	0	1.000	2000
Pittsburg State	2	0	1.000	1999
Purdue	2	1	.667	2005
Rutgers	1	0	1.000	2007
Saint Louis	1	0	1.000	2008
Sam Houston State	0	1	.000	2005
San Diego State	1	1	.500	2000
San Jose State	1	1	.500	2008
<b>SOUTH CAROLINA</b>	<b>10</b>	<b>23</b>	<b>.303</b>	<b>2008</b>
South Florida	1	2	.333	2007
Southern Mississippi	3	2	.600	2003
Southwest Texas	0	1	.000	2003
Stanford	0	2	.000	2000
Stephen F. Austin	0	3	.000	2005
<b>TENNESSEE</b>	<b>11</b>	<b>23</b>	<b>.324</b>	<b>2008</b>
Tenn.-Chattanooga	0	1	.000	2004
Tennessee Tech	3	0	1.000	2008
Texas	0	1	.000	2002
Texas-Arlington	2	1	.667	2005
Texas-El Paso	1	0	1.000	2004
Texas-San Antonio	2	1	.667	2007
Texas A&M	0	6	.000	2007
Texas A&M-CC	3	2	.600	2008
Texas Tech	3	2	.600	2003
Tulsa	9	6	.600	2008
Toledo	0	1	.000	1997
UAB	1	2	.333	2008
UNLV	1	0	1.000	2004
US Military Acad.	1	0	1.000	2002
Utah	1	3	.250	2002
Utah State	3	0	1.000	2003
Virginia	2	2	.500	2007
Virginia Tech	2	0	1.000	2002
Washington	0	1	.000	2003
Western Illinois	1	2	.333	2008
Western Kentucky	0	1	.000	2007
Wichita State	4	3	.571	2007
Wisconsin	1	1	.500	2002
<b>TOTALS</b>	<b>347</b>	<b>424</b>	<b>1*</b>	<b>.450</b>

\*Tied Oklahoma City in 2002  
SEC Opponents in **BOLD**

## TEAM BY TEAM

	Akron (2-0)	
2-22-03	W, 4-3	Fayetteville
2-22-03	W, 8-4	Fayetteville
<b>ALABAMA* (7-34)</b>		
3-14-97	W, 9-1	Fayetteville
3-14-97	L, 3-2	Fayetteville
3-15-97	W, 2-1	Fayetteville
3-15-97	L, 7-1	Fayetteville
3-13-98	L, 7-1	Tuscaloosa
3-13-98	L, 12-0	Tuscaloosa
3-14-98	L, 6-0	Tuscaloosa
3-14-98	L, 8-3	Tuscaloosa
3-20-99	W, 5-4	Fayetteville
3-20-99	W, 4-2	Fayetteville
3-21-99	L, 6-3	Fayetteville
3-21-99	L, 12-7 (19)	Fayetteville
5-15-99	W, 3-2	Columbus, Ga.
3-17-00	L, 2-1	Tuscaloosa (13)
3-17-00	W, 11-6	Tuscaloosa (13)
3-18-00	L, 3-0	Tuscaloosa (13)
3-18-00	L, 8-6	Tuscaloosa (13)
3-17-01	L, 1-0	Tuscaloosa (4)
3-17-01	L, 4-0	Tuscaloosa (4)
3-18-01	L, 3-0	Tuscaloosa, (4)
5-10-01	L, 2-0	Chattanooga, Tenn. (7)
3-16-02	W, 2-0	Fayetteville (17)
3-16-02	L, 5-4	Fayetteville (17)
3-17-02	L, 5-1	Fayetteville (17)
5-9-02	L, 2-1	Chattanooga, Tenn. (18)
3-8-03	L, 7-1	Tuscaloosa (20)
3-8-03	L, 4-3	Tuscaloosa (20)
3-9-03	L, 5-0	Tuscaloosa (20)
3-6-04	L, 8-3	Fayetteville (8)
3-6-04	L, 4-2	Fayetteville (8)
3-7-04	L, 7-1	Fayetteville (8)
5-6-05	L, 4-0	Tuscaloosa (9)
5-7-05	L, 4-0	Tuscaloosa (9)
5-7-05	L, 8-1	Tuscaloosa (9)
5-5-06	L, 2-7	Fayetteville (4)
5-5-06	L, 0-7	Fayetteville (4)
5-6-06	L, 2-9	Fayetteville (4)
3-21-07	L, 0-9 (5)	Tuscaloosa (2)
3-21-07	L, 2-5	Tuscaloosa (2)
4-17-08	L, 0-4	Fayetteville (1)
4-17-08	L, 0-3 (6)	Fayetteville (1)
<b>Alcorn State (1-0)</b>		
2-23-08	W, 7-4	Fayetteville
<b>Appalachian (1-0)</b>		
2-7-04	W, 1-0	Gainesville, Fla.
<b>Arizona (0-1)</b>		
2-16-03	L, 9-1	Tucson (2)
<b>Arizona State (0-2)</b>		
3-12-99	L, 5-0	San Diego, Calif.
3-1-08	L, 5-6 (8)	Tempe, Ariz.
<b>AUBURN* (19-20)</b>		
4-5-97	L, 7-6	Auburn
4-5-97	L, 2-1	Auburn
4-6-97	L, 2-0	Auburn
4-6-97	L, 9-0	Auburn
4-3-98	W, 5-4	Fayetteville
4-3-98	L, 4-2	Fayetteville
4-4-98	W, 5-4	Fayetteville
4-4-98	W, 6-4	Fayetteville
4-9-99	W, 1-0	Auburn
4-9-99	W, 3-1	Auburn
4-10-99	W, 4-0	Auburn
4-10-99	W, 4-0	Auburn
2-12-00	W, 7-4	Arlington, Texas
4-7-00	W, 2-0	Fayetteville
4-7-00	W, 6-2	Fayetteville
4-8-00	L, 3-1	Fayetteville
4-8-00	W, 4-2	Fayetteville
3-34-01	W, 6-0	Auburn
3-24-01	W, 5-2	Auburn
3-25-01	W, 4-3	Auburn
3-23-02	W, 6-2	Fayetteville



## TEAM BY TEAM

<p>3-23-02 W, 4-0 Fayetteville            3-24-02 W, 3-2 Fayetteville            3-15-03 W, 4-1 Auburn            3-16-03 L, 2-0 Auburn            3-16-03 L, 3-2 Auburn            3-13-04 L, 1-0 (9) Fayetteville            3-14-04 L, 9-0 (6) Fayetteville            3-14-04 L, 3-0 Fayetteville            3-12-05 L, 4-0 Auburn            3-12-05 L, 10-1 (6) Auburn            3-13-05 L, 10-2 (5) Auburn            4-22-06 L, 4-5 Fayetteville (18)            4-22-06 W, 2-0 Fayetteville (18)            4-23-06 L, 1-2 Fayetteville (18)            3-27-07 L, 0-5 Fayetteville            3-27-07 L, 2-3 Fayetteville            3-18-08 L, 6-9 Auburn            3-18-08 L, 3-5 Auburn</p> <p style="text-align: center;"><b>Ball State (0-1)</b></p> <p>3-7-97 L, 4-2 Tampa, Fla.</p> <p style="text-align: center;"><b>Baylor (0-1)</b></p> <p>2-9-01 L, 3-1 Arlington, Texas</p> <p style="text-align: center;"><b>Bethune-Cookman (4-0)</b></p> <p>2-13-00 W, 12-3 Arlington, Texas            2-9-01 W, 3-0 Arlington, Texas            2-2-02 W, 4-3 Daytona Beach, Fla.            2-3-02 W, 2-1 Daytona Beach, Fla.</p> <p style="text-align: center;"><b>Boston College (1-0)</b></p> <p>2-16-02 W, 4-0 College Station, Texas</p> <p style="text-align: center;"><b>Butler (1-0)</b></p> <p>2-21-04 W, 5-3 Las Vegas, Nev.</p> <p style="text-align: center;"><b>California (0-1)</b></p> <p>3-19-98 L, 7-0 Sacramento, Calif.</p> <p style="text-align: center;"><b>Cal Poly-SLO (0-3)</b></p> <p>2-28-98 L, 2-0 Santa Barbara, Calif.            3-1-98 L, 4-0 Santa Barbara, Calif.            2-5-05 L, 8-0 (6) San Luis Obispo</p> <p style="text-align: center;"><b>UC-Santa Barbara (0-1)</b></p> <p>2-27-98 L, 9-8 Santa Barbara</p> <p style="text-align: center;"><b>CS-Northridge (2-2)</b></p> <p>2-20-97 L, 4-3 San Diego, Calif.            2-19-00 W, 1-0 San Diego, Calif.            5-18-00 W, 5-0 Norman, Okla.            3-3-03 L, 7-4 St. George, Utah</p> <p style="text-align: center;"><b>CS-Sacramento (0-3)</b></p> <p>2-22-97 L, 7-1 San Diego, Calif.            3-21-97 L, 3-1 Sacramento, Calif.            2-4-05 L, 4-0 San Luis Obispo, Calif.</p> <p style="text-align: center;"><b>UC-Riverside (2-0)</b></p> <p>2-9-02 W, 4-2 Long Beach, Calif.            2-10-02 W, 4-1 Long Beach, Calif.</p> <p style="text-align: center;"><b>Centenary (9-1)</b></p> <p>2-21-98 W, 9-0 Monroe, La.            3-6-99 W, 9-1 Fayetteville            3-7-99 W, 8-0 Fayetteville            3-23-05 W, 3-1 Shreveport            3-23-05 W, 6-5 Shreveport            2-17-06 L, 4-6 Shreveport            3-5-06 W, 3-0 Fayetteville            3-5-06 W, 1-0 Fayetteville            2-10-08 W, 13-1 (6) Texarkana, Ark.            2-10-08 W, 9-1 (5) Texarkana, Ark.</p> <p style="text-align: center;"><b>Central Florida (2-1)</b></p> <p>2-2-02 L, 6-5 Daytona Beach, Fla.            2-3-02 W, 2-1 Daytona Beach, Fla.            2-8-03 W, 6-2 St. Augustine, Fla.</p>	<p style="text-align: center;"><b>Coastal Carolina (2-0)</b></p> <p>3-11-02 W, 7-1 Myrtle Beach, SC            3-11-02 W, 2-1 Myrtle Beach, SC</p> <p style="text-align: center;"><b>Colorado State (2-2)</b></p> <p>3-13-99 W, 2-0 San Diego, Calif.            2-5-05 W, 2-1 San Luis Obispo, Calif.            2-6-06 L, 6-4 San Luis Obispo, Calif.            2-24-07 L, 1-6 Fayetteville</p> <p style="text-align: center;"><b>Creighton (3-2)</b></p> <p>3-1-97 W, 2-1 Fayetteville            3-2-97 L, 1-0 Fayetteville            3-6-98 L, 3-2 Fayetteville            2-24-08 W, 7-2 Fayetteville            3-1-08 W, 10-1 Tempe, Ariz.</p> <p style="text-align: center;"><b>DePaul (0-1)</b></p> <p>3-6-98 L, 6-2 Fayetteville</p> <p style="text-align: center;"><b>Drake (3-1)</b></p> <p>2-17-01 W, 2-1 Monroe, La.            2-24-06 W, 1-0 (8) Fayetteville            2-15-08 W, 5-4 (8) Minneapolis, Minn.            3-2-08 L, 0-10 (5) Tempe, Ariz.</p> <p style="text-align: center;"><b>East Carolina (0-1)</b></p> <p>3-8-97 L, 3-1 Tampa, Fla.</p> <p style="text-align: center;"><b>Eastern Michigan (1-0)</b></p> <p>3-5-00 W, 6-1 Miami, Fla.</p> <p style="text-align: center;"><b>Evansville (0-3)</b></p> <p>2-27-98 L, 1-0 Santa Barbara, Calif.            3-1-98 L, 7-1 Santa Barbara, Calif.            2-7-03 L, 2-0 St. Augustine, Fla.</p> <p style="text-align: center;"><b>FLORIDA* (11-23)</b></p> <p>3-5-97 L, 2-1 Gainesville            3-5-97 L, 3-1 Gainesville            4-22-98 L, 2-1 Fayetteville            4-22-98 W, 4-3 Fayetteville            3-26-99 W, 4-0 Gainesville            3-26-99 L, 2-0 Gainesville            3-25-00 W, 2-1 Fayetteville (24)            3-25-00 W, 8-7 Fayetteville (24)            5-13-00 W, 2-1 Columbus, Ga.            3-31-01 L, 2-1 Fayetteville            3-31-01 L, 1-0 Fayetteville            4-1-01 W, 1-0 Fayetteville            3-30-02 L, 4-1 Gainesville            3-30-02 L, 2-1 Gainesville            3-31-02 W, 4-1 Gainesville            3-22-03 L, 2-1 Fayetteville            3-22-03 W, 2-1 Fayetteville            3-23-03 L, 5-1 Fayetteville            2-7-04 L, 4-3 Gainesville            3-20-04 L, 3-1 Gainesville            3-20-04 L, 7-2 Gainesville            3-21-04 W, 5-4 (11) Gainesville            3-19-05 L, 2-1 (8) Fayetteville (16)            3-19-05 L, 9-0 Fayetteville (16)            3-20-05 L, 8-0 (5) Fayetteville (16)            3-25-06 L, 8-9 Gainesville            3-25-06 W, 5-1 Gainesville            3-26-06 L, 2-3 (10) Gainesville            4-6-07 L, 0-4 Gainesville (23)            4-6-07 L, 0-5 Gainesville (23)            4-7-07 W, 1-0 Gainesville (23)            3-14-08 L, 0-1 Fayetteville (4)            3-14-08 L, 1-3 Fayetteville (4)            3-15-08 L, 2-7 Fayetteville (4)</p> <p style="text-align: center;"><b>Florida A&amp;M (1-0)</b></p> <p>3-3-00 W, 8-0 Miami, Fla.</p> <p style="text-align: center;"><b>Florida Atlantic (1-2)</b></p> <p>3-4-00 L, 5-0 Miami, Fla.            4-5-00 W, 7-3 Miami, Fla.            3-3-01 L, 2-1 Miami, Fla.</p>	<p style="text-align: center;"><b>Florida International (3-1)</b></p> <p>3-2-01 W, 4-1 Miami, Fla.            1-31-02 W, 5-4 Miami, Fla.            2-11-06 L, 3-8 Miami, Fla.            2-29-08 W, 13-4 Tempe, Ariz.</p> <p style="text-align: center;"><b>Florida State (0-1)</b></p> <p>3-8-97 L, 4-0 Tampa, Fla.</p> <p style="text-align: center;"><b>Fresno State (0-3)</b></p> <p>3-17-97 L, 8-0 Fresno, Calif. (2)            3-17-97 L, 8-0 Fresno, Calif. (2)            3-18-00 L, 1-0 San Diego, Calif. (3)</p> <p style="text-align: center;"><b>GEORGIA* (10-24)</b></p> <p>4-13-97 W, 2-1 Fayetteville            4-13-97 L, 4-3 Fayetteville            4-12-98 W, 3-1 Athens            4-12-98 W, 2-1 Athens            4-18-99 W, 3-2 Fayetteville            4-18-99 W, 1-0 Fayetteville            4-14-00 W, 7-4 Athens            4-14-00 W, 4-0 Athens            4-7-01 L, 3-1 Fayetteville            4-7-01 W, 6-1 Fayetteville            4-8-01 W, 3-2 Fayetteville            4-6-02 L, 4-3 Athens (23)            4-6-02 L, 3-2 Athens (23)            4-7-02 L, 3-1 Athens (23)            3-29-03 L, 6-1 Fayetteville (9)            3-29-03 L, 11-0 Fayetteville (9)            3-30-03 L, 4-0 Fayetteville (9)            3-27-04 L, 8-0 (6) Athens (5)            3-27-04 L, 5-2 Athens (5)            3-28-04 L, 2-1 Athens (5)            3-25-05 L, 1-0 Fayetteville (13)            3-25-05 L, 10-0 (5) Fayetteville (13)            3-26-05 L, 10-4 Fayetteville (13)            2-10-06 L, 6-7 (9) Miami, Fla. (10)            3-11-06 L, 1-6 Athens (12)            3-11-06 L, 3-6 Athens (12)            3-12-06 W, 1-0 Athens (12)            5-11-06 L, 0-2 Athens (8)            4-28-07 L, 0-5 Fayetteville            4-28-07 L, 2-7 Fayetteville            4-29-07 L, 3-5 Fayetteville            3-29-08 L, 1-3 Athens (15)            3-29-08 L, 1-13 (5) Athens (15)            3-30-08 L, 1-3 Athens (15)</p> <p style="text-align: center;"><b>Georgia Southern (2-0)</b></p> <p>2-2-03 W, 13-6 St. George, Utah            2-3-03 W, 3-2 St. George, Utah</p> <p style="text-align: center;"><b>Georgia State (1-1)</b></p> <p>3-22-01 W, 7-0 Atlanta, Ga.            3-22-01 L, 3-2 Atlanta, Ga.</p> <p style="text-align: center;"><b>Georgia Tech (2-2)</b></p> <p>2-17-01 W, 3-2 Arlington, Texas            3-21-01 L, 4-0 Atlanta, Ga.            3-18-03 L, 3-2 Atlanta, Ga.            3-18-03 W, 3-2 Atlanta, Ga.</p> <p style="text-align: center;"><b>Hawaii (1-1)</b></p> <p>2-20-97 W, 5-4 San Diego, Calif.            3-20-98 L, 3-0 Sacramento, Calif.</p> <p style="text-align: center;"><b>Hofstra (1-0)</b></p> <p>3-7-97 W, 6-5 Tampa, Fla.</p> <p style="text-align: center;"><b>Houston (2-0)</b></p> <p>2-9-01 W, 14-10 Arlington, Texas            1-31-03 W, 5-4 San Marcos, Texas</p> <p style="text-align: center;"><b>Illinois-Chicago (1-0)</b></p> <p>2-10-01 W, 6-2 Arlington, Texas</p> <p style="text-align: center;"><b>Indiana State (2-0)</b></p> <p>3-12-08 W, 12-2 (5) Fayetteville            3-12-08 W, 4-1 Fayetteville</p>	<p style="text-align: center;"><b>Iowa (2-1)</b></p> <p>2-11-06 W, 1-0 Miami, Fla. (24)            2-12-06 L, 1-5 Miami, Fla. (24)            2-17-08 W, 5-3 Minneapolis, Minn.</p> <p style="text-align: center;"><b>Jacksonville (1-1)</b></p> <p>2-7-03 L, 3-2 St. Augustine, Fla.            3-19-04 W, 2-1 Jacksonville, Fla.</p> <p style="text-align: center;"><b>Jacksonville State (4-0)</b></p> <p>3-16-98 W, 12-6 Jacksonville, Ala.            3-16-98 W, 1-0 Jacksonville, Ala.            3-3-06 W, 2-1 (11) Fayetteville            3-3-06 W, 6-2 Fayetteville</p> <p style="text-align: center;"><b>Kansas (7-16)</b></p> <p>3-21-97 L, 3-0 Sacramento, Calif.            3-11-98 L, 3-2 Fayetteville            3-11-98 W, 3-2 Fayetteville            3-20-98 W, 9-7 Sacramento, Calif.            3-16-99 W, 5-3 Lawrence            3-16-99 L, 6-1 Lawrence            3-29-00 L, 4-2 Fayetteville            3-29-00 W, 5-2 Fayetteville            3-28-01 L, 4-1 Lawrence            3-28-01 W, 3-0 Lawrence            3-27-02 L, 2-1 Fayetteville            3-27-02 L, 3-0 Fayetteville            4-16-03 W, 5-1 Lawrence            4-16-03 L, 1-0 Lawrence            4-21-04 L, 5-4 (10) Fayetteville            4-21-04 L, 1-0 (6) Fayetteville            2-11-05 L, 5-1 Las Cruces, N.M.            4-26-05 L, 7-2 Lawrence            4-26-05 L, 6-5 Lawrence            4-5-06 L, 1-2 Fayetteville            4-5-06 L, 0-1 Fayetteville            4-3-07 L, 2-4 Lawrence            4-3-07 W, 6-1 Lawrence</p> <p style="text-align: center;"><b>KENTUCKY* (23-10)</b></p> <p>4-25-97 L, 4-3 Lexington            4-25-97 W, 4-3 Lexington            4-24-98 L, 5-2 Fayetteville            4-24-98 W, 8-0 Fayetteville            4-28-99 W, 2-0 Lexington            4-28-99 L, 4-2 Lexington            4-30-00 W, 2-1 Fayetteville            4-30-00 W, 2-1 Fayetteville            5-5-01 L, 3-1 Fayetteville            5-5-01 W, 4-0 Fayetteville            5-6-01 W, 1-0 Fayetteville            5-11-01 W, 1-0 Chattanooga, Tenn.            5-2-02 L, 6-5 Lexington            5-3-02 L, 4-0 Lexington            5-3-02 W, 7-2 Lexington            4-26-03 W, 2-1 Fayetteville            4-26-03 L, 4-0 Fayetteville            4-27-03 L, 7-6 Fayetteville            4-24-04 W, 1-0 (8) Lexington            4-24-04 L, 8-5 Lexington            4-25-04 W, 5-1 Lexington            4-23-05 W, 10-2 (6) Fayetteville            4-23-05 W, 4-0 Fayetteville            4-24-05 W, 10-2 (5) Fayetteville            4-14-06 L, 0-8 (6) Lexington            4-15-06 W, 2-1 Lexington            4-15-06 W, 2-0 Lexington            3-31-07 W, 14-8 Fayetteville            3-31-07 W, 5-2 Fayetteville            4-1-07 W, 2-0 Fayetteville            4-12-08 W, 6-5 (9) Lexington            4-12-08 W, 3-0 Lexington            4-13-08 W, 14-1 (5) Lexington</p> <p style="text-align: center;"><b>Long Beach State (1-3)</b></p> <p>2-21-97 L, 7-3 San Diego, Calif.            2-18-00 L, 2-1 San Diego, Calif. (15)            2-8-02 W, 2-1 Long Beach            2-10-02 L, 2-1 Long Beach</p>
---	---	--	--





## TEAM BY TEAM

<p><b>Louisiana-Monroe (8-2)</b>            2-19-01 L, 2-1 Monroe            2-26-05 W, 6-1 Fayetteville            2-27-05 W, 8-0 (5) Fayetteville            4-19-06 W, 3-2 Sherwood, Ark.            4-19-06 W, 4-3 Sherwood, Ark.            3-2-07 W, 1-0 Fayetteville            3-3-07 L, 1-4 Fayetteville            3-4-07 W, 8-5 Fayetteville            4-2-08 W, 3-0 Sherwood, Ark.            4-2-08 W, 6-0 Sherwood, Ark.</p> <p><b>Louisiana Tech (2-1)</b>            2-20-98 L, 5-1 Monroe, La.            4-18-07 W, 1-0 Sherwood, Ark.            4-18-07 W, 5-4 Sherwood, Ark.</p> <p><b>Loyola Marymount (3-1)</b>            3-12-99 L, 5-1 San Diego, Calif.            3-13-99 W, 4-3 San Diego, Calif.            2-8-01 W, 2-1 Long Beach, Calif.            2-9-02 W, 3-0 Long Beach, Calif.</p> <p><b>LSU* (7-37)</b>            4-18-97 L, 3-0 Fayetteville            4-18-97 L, 2-1 Fayetteville            4-19-97 W, 2-1 Fayetteville            4-19-97 L, 7-1 Fayetteville            4-17-98 L, 1-0 Baton Rouge            4-17-98 L, 1-0 Baton Rouge            4-18-98 L, 3-1 Baton Rouge            4-18-98 L, 8-0 Baton Rouge            5-8-98 L, 2-1 Columbus, Ga.            4-23-99 L, 3-1 Fayetteville            4-23-99 L, 4-0 Fayetteville            4-24-99 L, 9-0 Fayetteville            4-24-99 W, 2-1 Fayetteville            5-14-99 L, 10-0 Columbus, Ga.            5-16-99 L, 4-3 (10) Columbus, Ga.            4-21-00 L, 3-1 Baton Rouge(7)            4-21-00 L, 7-0 Baton Rouge (7)            4-22-00 L, 3-1 Baton Rouge (7)            4-22-00 L, 9-0 Baton Rouge (7)            5-12-00 L, 2-0 Columbus, Ga.            3-3-01 L, 3-0 Baton Rouge (7)            3-3-01 W, 3-2 Baton Rouge (7)            3-4-01 L, 5-0 Baton Rouge (7)            4-2-02 L, 3-0 Fayetteville (5)            4-2-02 L, 4-0 Fayetteville (5)            4-3-02 L, 5-0 Fayetteville (5)            4-22-03 L, 10-1 Baton Rouge (11)            4-22-03 W, 6-5 Baton Rouge (11)            4-22-03 L, 8-0 Baton Rouge (11)            4-6-04 L, 7-0 Fayetteville (4)            4-6-04 L, 8-0 Fayetteville (4)            4-7-04 L, 10-1 (5) Fayetteville (4)            4-6-05 W, 5-3 Baton Rouge            4-6-05 L, 8-3 Baton Rouge            4-7-05 L, 6-4 Baton Rouge            4-25-06 W, 3-2 Fayetteville (11)            4-26-06 L, 3-4 Fayetteville (11)            4-26-06 W, 3-2 (9) Fayetteville (11)            4-21-07 L, 0-5 Fayetteville (6)            4-21-07 L, 0-7 Fayetteville (6)            4-22-07 L, 1-3 Fayetteville (6)            4-26-08 L, 0-4 Baton Rouge (15)            4-26-08 L, 6-8 (8) Baton Rouge (15)            4-27-08 L, 0-4 Baton Rouge (15)</p> <p><b>McNeese State (2-0)</b>            2-20-99 W, 2-1 Fayetteville            2-21-99 W, 7-2 Fayetteville</p> <p><b>Maine (1-0)</b>            2-23-01 W, 2-0 Fayetteville</p> <p><b>Marshall (1-1)</b>            4-9-04 W, 1-0 (11) Fayetteville            4-10-04 L, 3-0 Fayetteville</p>	<p><b>Michigan (0-1)</b>            2-23-97 L, 6-0 San Diego, Calif.</p> <p><b>Michigan State (0-1)</b>            3-7-97 L, 8-0 Tampa, Fla.</p> <p><b>Minnesota (1-1)</b>            2-15-03 L, 7-4 Tucson, Ariz.            2-17-08 W, 2-1 Minneapolis, Minn.</p> <p><b>MISSISSIPPI* (26-14)</b>            5-2-97 W, 2-1 Fayetteville            5-2-97 W, 2-1 Fayetteville            5-3-97 W, 5-1 Fayetteville            5-3-97 W, 6-2 Fayetteville            4-28-98 W, 2-1 Oxford            4-28-98 L, 4-3 Oxford            4-29-98 L, 1-0 Oxford            4-29-98 W, 3-0 Oxford            5-7-99 W, 4-1 Fayetteville            5-7-99 W, 3-2 Fayetteville            5-8-99 W, 6-0 Fayetteville            5-8-99 W, 4-2 Fayetteville            5-3-00 W, 3-0 Oxford            5-3-00 W, 2-0 Oxford            5-4-00 W, 5-0 Oxford            5-4-00 W, 7-3 Oxford            4-18-01 W, 2-1 Fayetteville            4-18-01 W, 2-0 Fayetteville            4-19-01 W, 2-0 Fayetteville            4-17-02 W, 1-0 Oxford            4-17-02 L, 3-2 Oxford            4-18-02 W, 5-2 Oxford            3-12-03 L, 3-2 Fayetteville            3-12-03 W, 4-1 Fayetteville            3-13-03 W, 4-2 Fayetteville            3-13-04 L, 5-4 (11) Oxford            3-14-04 L, 2-0 Oxford            3-14-04 W, 1-0 (9) Oxford            5-3-05 L, 2-1 Fayetteville            5-3-05 L, 4-1 Fayetteville            5-4-05 L, 1-0 (9) Fayetteville            3-21-06 L, 1-2 Oxford            3-21-06 W, 4-3 Oxford            3-22-06 W, 9-0 (5) Oxford            4-17-07 W, 7-0 Oxford            4-17-07 L, 0-1 Oxford            4-18-07 L, 4-7 Oxford            4-19-08 W, 3-2 Fayetteville            4-19-08 L, 0-8 (5) Fayetteville            4-20-08 L, 1-6 Fayetteville</p> <p><b>MISSISSIPPI STATE* (17-26)</b>            3-28-97 L, 3-2 Starkville            3-27-97 W, 4-0 Starkville            3-28-97 W, 10-4 Starkville            3-28-97 W, 2-1 Starkville            3-27-98 L, 6-0 Fayetteville            3-27-98 W, 2-1 Fayetteville            3-28-98 L, 3-2 Fayetteville            3-28-98 L, 6-2 Fayetteville            4-3-99 L, 5-2 Starkville            4-3-99 L, 4-0 Starkville            4-4-99 L, 7-2 Starkville            4-4-99 L, 4-2 Starkville            3-31-00 W, 2-1 Fayetteville (19)            3-31-00 L, 4-3 Fayetteville (19)            4-1-00 L, 4-3 Fayetteville (19)            4-1-00 L, 4-0 Fayetteville (19)            5-11-00 W, 2-1 Columbus, Ga. (19)            4-28-01 L, 2-1 Starkville            4-18-01 L, 1-0 Starkville            4-19-01 L, 3-0 Starkville            5-12-01 W, 7-2 Chattanooga, Tenn.            4-27-02 W, 1-0 Fayetteville            4-27-02 W, 7-6 Fayetteville            4-28-02 W, 7-0 Fayetteville            5-10-02 L, 5-1 Chattanooga, Tenn.            4-18-03 W, 5-1 Starkville            4-18-03 L, 3-2 Starkville            4-19-03 W, 4-1 Starkville            4-17-04 L, 2-0 Fayetteville</p>	<p>4-17-04 L, 8-0 (6) Fayetteville            4-18-04 W, 4-2 Fayetteville            4-16-05 L, 5-4 Starkville            4-16-05 L, 1-0 Starkville            4-17-05 L, 2-1 Starkville            3-18-06 L, 0-5 Fayetteville (22)            3-18-06 L, 2-5 Fayetteville (22)            3-19-06 W, 4-2 Fayetteville (22)            5-4-07 L, 1-3 Starkville            5-4-07 W, 11-8 Starkville            5-5-07 L, 0-8 (5) Starkville            5-3-08 W, 3-1 Fayetteville (23)            5-3-08 L, 1-9 (5) Fayetteville (23)            5-4-08 W, 7-6 Fayetteville (23)</p> <p><b>Mississippi Valley St. (5-0)</b>            2-28-04 W, 4-0 Fayetteville            2-28-04 W, 8-4 Fayetteville            2-29-04 W, 5-1 Fayetteville            3-5-05 W, 8-2 Fayetteville            3-6-05 W, 9-1 (6) Fayetteville</p> <p><b>Missouri (2-3)</b>            2-27-00 W, 6-2 Fayetteville            2-27-00 W, 5-1 Fayetteville            2-8-04 L, 5-3 Gainesville, Fla.            2-24-07 L, 3-6 Fayetteville            2-25-07 L, 11-12 Fayetteville</p> <p><b>Missouri-Kansas City (4-0)</b>            2-8-03 W, 1-0 St. Augustine, Fla.            2-26-05 W, 7-1 Fayetteville            2-26-06 W, 3-0 Fayetteville            2-23-07 W, 7-0 Fayetteville</p> <p><b>Missouri Southern (1-1)</b>            3-3-99 L, 2-1 Fayetteville            3-3-99 W, 6-0 Fayetteville</p> <p><b>Missouri State (14-16)</b>            3-1-97 L, 4-0 Fayetteville            3-2-97 L, 5-2 Fayetteville            4-16-97 L, 6-0 Springfield            4-16-97 L, 8-3 Springfield            3-21-98 L, 3-0 Sacramento, Calif.            3-25-98 L, 1-0 Springfield            3-25-98 L, 4-2 Springfield            3-24-99 L, 3-0 Springfield            3-24-99 L, 3-2 Springfield            4-7-99 W, 2-1 Fayetteville            4-7-99 W, 2-1 Fayetteville            3-8-00 L, 5-4 Springfield            3-8-00 L, 10-2 Springfield            4-12-00 L, 1-0 Fayetteville            4-12-00 W, 5-0 Fayetteville            3-15-01 W, 5-4 Springfield            3-15-01 W, 5-0 Springfield            4-24-02 W, 4-0 Fayetteville            4-24-02 W, 4-3 Fayetteville            4-29-03 L, 7-0 Springfield            4-29-03 L, 5-4 Springfield            3-24-04 W, 6-5 (10) Fayetteville            3-24-04 W, 2-0 Fayetteville            4-13-05 L, 5-3 Springfield            4-13-05 W, 4-0 Springfield            2-26-06 W, 3-2 Fayetteville            4-11-06 W, 5-1 Fayetteville            4-11-06 W, 1-0 Fayetteville            4-29-08 L, 2-5 Springfield            4-29-08 W, 9-1 (5) Springfield</p> <p><b>Nebraska (1-2)</b>            3-16-07 L, 2-6 Lincoln            3-17-07 L, 0-5 Lincoln            3-18-07 W, 5-4 Lincoln</p> <p><b>Nevada (1-0)</b>            2-4-05 W, 3-1 San Luis Obispo, Calif.</p>	<p><b>New Mexico State (1-2)</b>            2-26-99 W, 6-2 Las Cruces            2-28-99 L, 3-2 Las Cruces            2-13-05 L, 8-3 Las Cruces</p> <p><b>Nicholls State (1-0)</b>            2-21-98 W, 2-1 Monroe, La.</p> <p><b>North Carolina (0-2)</b>            2-10-06 L, 0-5 Miami, Fla.            2-12-06 L, 4-8 Miami, Fla.</p> <p><b>North Dakota State (2-2)</b>            2-25-06 W, 3-0 Fayetteville            3-16-07 L, 0-10 (5) Lincoln, Neb.            3-17-07 W, 2-1 Lincoln, Neb.            3-18-07 L, 5-6 Lincoln, Neb.</p> <p><b>North Texas (1-0)</b>            3-6-07 W, 7-3 Fayetteville</p> <p><b>Northern Colorado (2-0)</b>            2-22-08 W, 6-0 Fayetteville            2-22-08 W, 12-2 (5) Fayetteville</p> <p><b>Northern Illinois (1-0)</b>            2-21-04 W, 1-0 (8) Las Vegas, Nev.</p> <p><b>Northern Iowa (2-2)</b>            3-2-07 L, 0-3 Fayetteville            3-3-07 W, 9-1 (6) Fayetteville            3-4-07 W, 8-5 Fayetteville            2-15-08 L, 0-3 Minneapolis, Minn.</p> <p><b>Northwestern (0-2)</b>            5-20-00 L, 4-1 Norman, Okla.            2-15-03 L, 8-0 Tucson, Ariz.</p> <p><b>Northwestern State (4-6)</b>            2-20-98 L, 5-1 Monroe, La.            2-11-00 L, 2-1 Arlington, Texas            2-12-00 W, 5-3 Arlington, Texas            2-22-04 L, 6-1 (5 rain) Las Vegas, Nev.            5-9-04 L, 2-0 Fayetteville            5-9-04 L, 6-3 (8) Fayetteville            3-5-05 L, 5-2 Fayetteville            3-6-05 W, 2-1 Fayetteville            3-4-06 W, 7-0 Fayetteville            3-4-06 W, 3-1 (8) Fayetteville</p> <p><b>Notre Dame (2-2)</b>            2-26-00 W, 4-2 Fayetteville            2-26-00 L, 2-1 Fayetteville            2-24-01 L, 4-3 Fayetteville (14)            2-25-01 W, 2-0 Fayetteville (14)</p> <p><b>Ohio State (2-1)</b>            3-4-00 W, 2-0 Miami, Fla.            3-2-01 L, 2-1 Miami, Fla.            3-4-01 W, 1-0 Miami, Fla.</p> <p><b>Oklahoma (1-14)</b>            2-13-00 L, 5-3 Arlington, Texas (8)            2-23-00 L, 0-3 Norman (8)            2-23-00 L, 6-2 Norman (8)            2-10-01 L, 8-0 Arlington, Texas(2)            2-20-01 L, 2-0 Fayetteville (2)            2-20-01 L, 3-2 Fayetteville (2)            3-2-05 L, 12-0 (5) Norman (12)            3-2-05 L, 8-0 (6) Norman (12)            5-1-06 L, 4-5 Fayetteville (23)            5-1-06 L, 0-5 Fayetteville (23)            2-28-07 L, 0-14 (5) Norman (6)            2-28-07 L, 2-10 (5) Norman (6)            4-7-08 W, 3-2 Fayetteville (11)            4-7-08 L, 2-3 (8) Fayetteville (11)            5-17-08 L, 5-6 (11) Norman (7)</p>
--	---	---	--



## TEAM BY TEAM

<b>Oklahoma City (12-7-1)</b>	<b>SOUTH CAROLINA* (10-23)</b>	4-4-04 L, 6-0	Fayetteville (12)	<b>UAB (1-2)</b>
3-1-97 L, 9-1 Fayetteville	4-10-98 L, 2-1 Columbia	4-3-05 L, 6-0	Knoxville (4)	2-17-06 L, 1-9 (5) Shreveport, La.
2-21-98 L, 3-2 Monroe, La.	4-10-98 W, 5-4 Columbia	4-3-05 L, 2-1	Knoxville (4)	2-8-08 W, 6-5 (8) Texarkana, Ark.
4-14-98 W, 1-0 Fayetteville	4-16-99 W, 1-0 Fayetteville	4-1-06 L, 0-5	Fayetteville (5)	2-8-08 L, 2-4 Texarkana, Ark.
4-14-98 L, 5-3 Fayetteville	4-16-99 W, 1-0 Fayetteville	4-1-06 L, 1-8	Fayetteville (5)	
2-16-99 W, 8-7 Fayetteville	5-13-99 W, 4-1 Columbus, Ga.	4-2-06 L, 0-6	Fayetteville (5)	<b>UNLV (1-0)</b>
2-16-99 W, 7-3 Fayetteville	4-15-00 W, 4-0 Columbia (19)	3-24-07 L, 0-4	Knoxville (1)	2-21-04 W, 1-0 Las Vegas, Nev.
3-6-99 W, 4-3 Fayetteville	4-15-00 W, 4-3 Columbia (19)	3-24-07 L, 0-1	Knoxville (1)	
3-7-99 W, 3-2 Fayetteville	5-13-00 W, 3-1 Columbus, Ga. (25)	3-25-07 L, 0-5	Knoxville (1)	<b>US Military Academy (Army) (1-0)</b>
4-4-00 W, 2-1 Fayetteville	5-14-00 L, 2-1 Columbus, Ga. (25)	3-21-08 W, 5-2	Fayetteville (8)	5-17-02 W, 2-0 Norman, Okla.
4-4-00 W, 5-0 Fayetteville	3-10-01 L, 2-1 Fayetteville (18)	3-21-08 L, 2-11	Fayetteville (8)	
4-24-01 W, 2-0 Fayetteville	3-10-01 L, 1-0 Fayetteville (18)	3-22-08 L, 2-4	Fayetteville (8)	
4-24-01 W, 2-1 Fayetteville	3-11-01 W, 4-0 Fayetteville (18)			<b>Utah (1-3)</b>
4-23-02 W, 2-0 Fayetteville	5-12-01 L, 1-0 Chattanooga, Tenn. (22)	<b>Tennessee-Chattanooga (0-1)</b>		2-27-99 L, 4-2 Las Cruces, N.M.
4-23-02 T, 0-0 (rain) Fayetteville	3-9-02 L, 4-0 Columbia (24)	2-6-04 L, 1-0 (9) Gainesville, Fla.		3-13-99 L, 6-0 San Diego, Calif.
3-25-04 L, 1-0 Fayetteville	3-9-02 W, 5-2 Columbia (24)			2-15-02 L, 3-0 College Station, Texas
3-25-04 L, 5-1 Fayetteville	3-10-02 L, 4-1 Columbia (24)	<b>Tennessee Tech (2-0)</b>		2-16-02 W, 1-0 College Station, Texas
4-19-05 L, 1-0 Fayetteville	3-25-03 L, 5-2 Fayetteville (14)	4-3-03 W, 2-1 Cookeville, Tenn.		
4-19-05 W, 7-4 Fayetteville	3-25-03 L, 6-1 Fayetteville (14)	4-3-03 W, 7-1 Cookeville, Tenn.		<b>Utah State (3-0)</b>
3-16-06 L, 6-7 Fayetteville	3-26-03 L, 5-1 Fayetteville (14)	2-15-08 W, 2-1 Minneapolis, Minn.		3-12-99 W, 3-0 San Diego, Calif.
3-16-06 W, 7-0 (1) Fayetteville	3-16-04 L, 6-1 Columbia (15)			2-28-03 W, 7-0 St. George, Utah
	3-16-04 L, 2-1 (8) Columbia (15)	<b>Texas (0-1)</b>		2-28-03 W, 9-0 St. George, Utah
<b>Oklahoma State (5-3)</b>	3-17-04 L, 6-5 Columbia (15)	5-17-02 L, 6-2 Norman, Okla.		
4-11-01 W, 3-0 Stillwater	3-8-05 L, 6-1 Fayetteville			<b>Virginia (2-2)</b>
5-10-02 W, 3-0 Fayetteville	3-8-05 L, 3-0 Fayetteville	<b>Texas-Arlington (2-1)</b>		2-25-00 W, 7-1 Fayetteville
3-31-04 L, 2-1 Stillwater	3-9-05 L, 5-3 Fayetteville	2-12-99 W, 2-1 Arlington		2-25-00 W, 2-0 Fayetteville
3-29-05 L, 4-3 Fayetteville	4-9-06 L, 0-3 Columbia	2-12-99 W, 2-1 Arlington		2-9-07 L, 1-2 Tampa, Fla.
3-29-06 L, 1-8 Tulsa, Okla.	4-9-06 L, 0-1 Columbia	2-11-05 W, 5-4 Las Cruces, N.M.		2-11-07 L, 1-4 Tampa, Fla.
2-9-08 W, 4-3 Texarkana, Ark.	3-10-07 L, 0-1 Fayetteville	2-18-05 L, 3-0 Corpus Christi, Texas		
2-9-08 W, 3-2 (9) Texarkana, Ark.	3-10-07 L, 0-7 Fayetteville	<b>Texas-El Paso (1-0)</b>		<b>Virginia Tech (2-0)</b>
3-26-08 W, 4-0 Fayetteville	3-11-07 L, 1-4 Fayetteville	2-21-04 W, 5-0 Las Vegas, Nev.		2-18-01 W, 1-0 Monroe, La.
	3-8-08 L, 4-5 Columbia			3-1-02 W, 5-0 Chattanooga, Tenn.
<b>Oregon (3-2)</b>	3-8-08 W, 3-2 Columbia	<b>Texas-San Antonio (2-1)</b>		
2-23-02 W, 5-1 Fayetteville	3-9-08 L, 0-4 Columbia	2-12-99 L, 3-2 Arlington, Texas		<b>Washington (0-1)</b>
2-23-02 L, 3-0 Fayetteville		2-16-07 W, 8-0 College Station, Texas		2-14-03 L, 12-3 Tucson, Ariz. (6)
2-24-02 W, 8-5 Fayetteville	<b>South Florida (1-2)</b>	2-17-07 W, 7-0 College Station, Texas		
2-2-03 W, 3-1 San Marcos, Texas	2-6-04 L, 4-2 Gainesville, Fla.			<b>Western Illinois (1-2)</b>
5-17-08 L, 0-3 Norman, Okla.	2-9-07 W, 6-5 Tampa, Fla. (22)	<b>Texas A&amp;M (0-6)</b>		3-14-07 L, 1-3 Fayetteville
	2-10-07 L, 1-2 Tampa, Fla. (22)	2-13-99 L, 0-2 Arlington, Texas		3-14-07 L, 1-2 Fayetteville
<b>Oregon State (0-2)</b>		2-15-02 L, 2-0 (9) College Station		2-16-08 W, 4-3 Minneapolis, Minn.
2-26-99 L, 10-1 Las Cruces	<b>Southern Mississippi (3-2)</b>	2-17-02 L, 2-0 College Station		
5-19-00 L, 4-1 Norman, Okla. (13)	2-11-00 L, 7-0 Arlington, Texas	5-16-02 L, 6-2 Norman, Okla.		<b>Western Kentucky (0-1)</b>
	3-21-02 W, 2-1 Hattiesburg, MS	2-16-07 L, 1-4 College Station (3)		2-10-07 L, 0-1 Tampa, Fla.
<b>Pacific (0-3)</b>	3-21-02 W, 3-2 Hattiesburg, MS	2-17-07 L, 0-11 (5) College Station (3)		
3-18-97 L, 2-1 Stockton, Calif. (19)	4-1-03 W, 2-1 Fayetteville	<b>Texas A&amp;M-CC (3-2)</b>		<b>Wichita State (4-3)</b>
3-18-97 L, 6-2 Stockton, Calif. (19)	4-1-03 L, 7-6 Fayetteville	2-1-03 L, 3-0 San Marcos, Texas		2-27-99 W, 7-4 Las Cruces, N.M.
3-20-98 L, 5-1 Sacramento, Calif.		2-18-05 L, 2-0 Corpus Christi		2-27-99 W, 1-0 Las Cruces, N.M.
<b>Penn State (0-1)</b>	<b>Southwest Texas (0-1)</b>	4-4-08 W, 11-2 (5) Fayetteville		3-5-00 W, 4-2 Miami, Fla.
2-24-06 L, 2-3 (10) Fayetteville	1-31-03 L, 4-1 San Marcos, Texas	4-5-08 W, 8-1 Fayetteville		3-3-01 W, 5-0 Miami, Fla.
		4-5-08 W, 5-1 Fayetteville		4-29-04 L, 1-0 Wichita
<b>Pittsburgh (1-0)</b>	<b>Stanford (0-2)</b>			4-29-04 L, 3-0 Wichita
3-3-00 W, 2-0 Miami, Fla.	2-22-97 L, 4-3 San Diego, Calif.	<b>Texas Tech (3-2)</b>		2-23-07 L, 1-3 Fayetteville
	2-18-00 L, 8-2 San Diego, Calif. (21)	2-14-99 L, 5-4 Arlington, Texas		<b>Wisconsin (1-1)</b>
<b>Pittsburg State (2-0)</b>		3-13-99 W, 4-1 San Diego, Calif.		3-20-97 L, 5-0 Sacramento, Calif.
2-20-99 W, 9-0 Fayetteville	<b>Stephen F. Austin (0-3)</b>	2-25-01 L, 2-1 Fayetteville		3-1-02 W, 6-0 Chattanooga, Tenn.
2-21-99 W, 7-1 Fayetteville	2-11-00 L, 1-0 Arlington, Texas	2-25-01 W, 1-0 Fayetteville		
	3-16-05 L, 9-5 Fayetteville	2-1-03 W, 6-5 San Marcos, Texas		<b>*SEC Teams</b>
<b>Purdue (2-1)</b>	3-16-05 L, 7-6 Fayetteville			( ) denotes ranking at time of game
3-13-99 L, 11-10 San Diego, Calif.	<b>TENNESSEE* (10-18)</b>	<b>Tulsa (9-6)</b>		
2-12-00 W, 3-2 Arlington, Texas	4-27-97 L, 8-0 Knoxville	4-9-97 L, 4-3 Fayetteville		
2-13-05 W, 7-6 Las Cruces, N.M.	4-27-97 L, 9-2 Knoxville	4-9-97 W, 9-7 Fayetteville		
	4-26-98 W, 5-3 Fayetteville	4-1-98 W, 4-1 Tulsa		
<b>Rutgers (1-0)</b>	4-26-98 W, 2-0 Fayetteville	4-1-98 L, 2-1 Tulsa		
2-18-07 W, 8-6 College Station, Texas	5-8-98 L, 2-1 Columbus, Ga.	2-12-99 W, 5-0 Arlington, Texas		
	4-27-99 L, 3-0 Knoxville	4-21-99 W, 3-0 Fayetteville		
<b>Saint Louis (1-0)</b>	4-27-99 L, 9-1 Knoxville	4-21-99 W, 2-1 Fayetteville		
2-24-08 W, 18-3 Fayetteville	5-15-99 W, 3-2 Columbus, Ga.	3-23-00 L, 3-0 Tulsa		
	5-16-99 W, 3-1 Columbus, Ga.	4-11-01 W, 10-0 Stillwater, Okla.		
<b>Sam Houston State (0-1)</b>	4-28-00 W, 2-1 Fayetteville	4-10-02 W, 7-1 Fayetteville		
2-20-05 L, 1-0 Corpus, Christi, Texas	4-28-00 W, 5-3 Fayetteville	3-31-04 L, 6-0 Stillwater, Okla.		
	4-14-01 L, 4-2 Knoxville	3-29-05 W, 7-2 Fayetteville		
<b>San Diego State (1-1)</b>	4-14-01 W, 3-0 Knoxville	3-29-06 L, 4-7 Tulsa		
2-21-97 L, 5-2 San Diego	4-15-01 L, 4-2 Knoxville	3-26-08 L, 1-2 Fayetteville		
2-19-00 W, 2-1 San Diego	4-13-02 W, 6-0 Fayetteville	5-16-08 W, 7-5 Norman, Okla.		
	4-13-02 L, 8-2 Fayetteville			
<b>San Jose State (1-1)</b>	4-14-02 W, 4-0 Fayetteville	<b>Toledo (0-1)</b>		
3-21-97 L, 4-3 Sacramento, Calif.	4-5-03 L, 1-0 Knoxville	3-22-97 L, 2-1 Sacramento, Calif.		
2-29-08 W, 9-2 Tempe, Ariz.	4-5-03 L, 9-2 Knoxville			
	4-6-03 L, 2-0 Knoxville			
	4-3-04 L, 7-3 Fayetteville (12)			
	4-3-04 W, 6-3 Fayetteville (12)			



## SOUTHEASTERN CONFERENCE

As it enters its 13th year of existence, SEC softball has established itself as one of the leading conference in the sport.

The Southeastern Conference qualified a record eight teams for the 2008 NCAA Tournament – Alabama, Arkansas, Auburn, Florida, Georgia, LSU, Mississippi State, and Tennessee as the conference made its 11th overall, Women’s College World Series appearance. History was made as Florida received the league’s first No. 1 national seed. Alabama earned the No. 3 national seed, giving the SEC two top five seeds. Overall, the SEC had five national seeds including No. 9 LSU, No. 13 Tennessee and No. 15 Georgia. Two teams, Florida and Alabama, advanced all the way to the semifinal round of the Women’s College World Series, marking the first time ever the SEC had two of the final four teams left in the series.

Florida went 27-1 in the SEC, tying the league record for most wins by a team, to claim the conference and tournament titles. The Gators posted a 70-5 overall record to set an NCAA record for most wins in a single season. Florida’s Tim Walton was named Coach of the Year while Stacey Nelson earned Pitcher of the Year honors. Tennessee’s Tonya Callahan, who led the league in hitting, was named Player of the Year and Alabama’s Kelsi Dunne was named Freshman of the Year and Jordan Praytor was named Scholar-Athlete of the Year.

Softball came under the auspices of the Southeastern Conference in the 1996-1997 season. Since that time, nine different conference teams have made appearances in the NCAA Championship, including five teams earning Women’s

College World Series berths – one by South Carolina in the inaugural season, Alabama in 2000, 2003, 2005, 2006 and 2008, Florida in 2008, LSU in 2001 and 2004 and Tennessee in 2005, 2006 and 2007.

Eight Teams (Alabama, Auburn, Florida, Georgia, LSU, Mississippi State, South Carolina and Tennessee) have made Top 25 appearances and five teams have climbed into the Top 10 (Alabama, Florida, Georgia, LSU and Tennessee) of the NFCA/USA Today Poll. At least one SEC team has been ranked in the poll each week since the inception of SEC Softball.

South Carolina is the flagship team of the league with a rich history in softball dating back 34 seasons. The Gamecocks have made 15 NCAA Regional and three Women’s College World Series appearances.

Mississippi State played softball for five seasons during the 1980’s before resuming the sport when it was added to the SEC. Tennessee added softball in 1995-96, one year before its inception in the SEC. Alabama, Arkansas, Auburn, Florida, Georgia, Kentucky, LSU and Ole Miss began softball programs in 1996-97 to give the league 11 representatives (Vanderbilt does not sponsor softball).

The 1999 season was the first in which the conference was for an automatic berth to the NCAA Championships.

As the sport continues to grow in competitiveness and popularity, the SEC has had six different regular season champions and five different conference tournament champions.

### 2008 SEC Final Standings

#### Eastern Division

Team	SEC	Overall	Pct.
Florida*^!	27-1	70-5	.933
Tennessee	14-12	50-16	.758
Georgia	14-14	46-24	.657
S.Carolina	8-18	21-26	.447
Kentucky	3-25	17-37	.315

#### Western Division

Team	SEC	Overall	Pct.
Alabama*	25-3	58-8	.879
LSU	17-11	44-12	.710
Auburn	13-14	38-22	.633
Miss. State	13-14	41-22	.651
Ole Miss	9-19	26-38	.481
Arkansas	8-20	37-29	.561

\*Division champion; ^SEC Champion;  
! SEC Tournament Champion

### 2009 SEC SOFTBALL TOURNAMENT

May 7-9 • Sherri Parker Lee Stadium • Knoxville, Tenn.



#### ALL TIMES EASTERN

Seeding for the tournament will be as follows: No. 1 vs. No. 8, No. 2 vs. No. 7, No. 3 vs. No. 6, No. 4 vs. No. 5. The tournament will be seeded 1-8, regardless of division, based on conference winning percentage. The bracket is subject to change based on the seed of the host school.

### Notes

- 63 NCAA Regional Appearances
- 12 Women’s College World Series Appearances
- 171 NCAA Wins (includes Regional, Super Regional and WCWS)
- The SEC had two of the final four teams in the 2008 WCWS.
- Eight teams advanced to the 2008 Championships, tying the league record from 2004.
- Florida is the first SEC team to claim the No. 1 national seed.
- SEC teams have won 628 games over Top 25 opponents in the past seven years.
- In 2008, nine SEC student-athletes were named NFCA First-Team All-Americans, a league record. The previous high was six in 2000. Overall, 13 players were named to first, second and third teams combined, also a record. The previous best was 12 in 2006.