

2010

Arkansas Razorback Softball Media Guide, 2010

University of Arkansas, Fayetteville. Athletics Media Relations

University of Arkansas, Fayetteville. Women's Athletics Department. Women's Communications Office

University of Arkansas, Fayetteville. Women's Athletics Department. Women's Sports Information Office

Follow this and additional works at: <https://scholarworks.uark.edu/softball>

Citation

University of Arkansas, Fayetteville. Athletics Media Relations., University of Arkansas, Fayetteville. Women's Athletics Department. Women's Communications Office., & University of Arkansas, Fayetteville. Women's Athletics Department. Women's Sports Information Office. (2010). Arkansas Razorback Softball Media Guide, 2010. *Arkansas Softball*. Retrieved from <https://scholarworks.uark.edu/softball/5>

This Periodical is brought to you for free and open access by the Athletics at ScholarWorks@UARK. It has been accepted for inclusion in Arkansas Softball by an authorized administrator of ScholarWorks@UARK. For more information, please contact scholar@uark.edu.

M E D I A G U I D E



ARKANSAS

RAZORBACK SOFTBALL 2010



HEAD COACH MIKE LARABEE

FIRST SEASON



- ◆ **WON 92 GAMES IN THE PAST THREE SEASONS AT WRIGHT STATE. INCLUDING 34 WINS IN 2009**
- ◆ **ASSISTANT COACH ON THE 2009 USA SOFTBALL PAN AMERICAN QUALIFYING TEAM.**
- ◆ **TWO-TIME MEMBER OF THE USA WOMEN'S NATIONAL TEAM COACHING POOL.**
- ◆ **TEAMS AT WRIGHT STATE RANKED AMONG THE NATION'S TOP 15 IN BATTING AVERAGE IN 2008 AND 2009**
- ◆ **WON THE 2008 HORIZON LEAGUE TOURNAMENT CHAMPIONSHIP AND EARNED NCAA TOURNAMENT BIDS IN 2007 AND 2008**
- ◆ **LED WRIGHT STATE TO A 33-26 RECORD IN 2008. WSU'S FIRST WINNING SEASON SINCE 2001**
- ◆ **2008 WRIGHT STATE SQUAD SET 11 SCHOOL RECORDS. INCLUDING 67 HOME RUNS. WHICH SHATTERED THE PREVIOUS MARK OF 25 IN 1999**

TABLE OF CONTENTS/QUICK FACTS

Index

Table of Contents/Quick Facts.....	1
Media Information/Schedule.....	2
Team Photo and Roster.....	3
Team TV/Radio Roster.....	4

2010 Arkansas Razorbacks

2010 Preview.....	6-7
Jessica Bachkora.....	8
Miranda Dixon.....	9
Teighynne Hulsey.....	10
Brittany Robison.....	11
Sandra Smith.....	12
Jessica Waddle.....	13
Amanda Caldwell • Becca Carden.....	14
Lauren Chisom • Leslie Dixon.....	15
Kim Jones • Layne McGuirt.....	16
Lindsey Wells • Brittany Griffiths.....	17
Emily Jones • Tori Mort.....	18
Jessica Robison • Kelsie Vallies.....	19
Courtney Breault • Stephanie Brewer • Morgan Clark.....	20
Chelsea Cohen • Hope McLemore • Amanda Summerford • Brea Van De Pol.....	21
Head Coach Mike Larabee.....	22-23
Assistant Coach Sue Carpenter.....	24
Assistant Coaches Kyle Jamieson/John Sisemore.....	25
Support Staff.....	26

2009 Season Review

2009 Review.....	28
2009 Game-by-Game.....	29
2009 Statistics.....	30

All Time Results and Records

Year-by-Year Results.....	32-35
Single-Game Records.....	36-37
Single-Season Records.....	38-40
Career Records.....	41-43
Letterwinners.....	44

2010 Razorback Opponents

2010 Opponents.....	46-49
Series Records.....	50
Team-by-Team.....	50-53
Southeastern Conference.....	54

Home of the Razorbacks

The University of Arkansas.....	56-59
Administration.....	60
Academic Support.....	61-63
Razorbacks in the Community.....	64
Razorback Athletes and Graduates.....	65
Famous Recent Razorbacks.....	66-67
Vice Chancellor and Director of Athletics Jeff Long.....	68-69
Razorback Foundation.....	70
Famous Razorbacks.....	71
Home of Champions.....	72-73
Athletic Facilities.....	74-76
Strength and Conditioning Center.....	77
Arkansas Traditions.....	78-79
Fayetteville, Arkansas.....	80

2010 Razorback Softball Quick Facts

General Information

Location.....	Fayetteville, Ark.
Founded.....	March 27, 1871
Enrollment.....	19,849
Colors.....	Cardinal and White
Nickname.....	Razorbacks
Affiliation.....	NCAA Division I
Conference.....	Southeastern (Western Division)
President.....	B. Alan Sugg
Chancellor.....	Dr. G. David Gearhart
Vice Chancellor and Director of Athletics.....	Jeff Long

Team Information

First Year.....	1997
2009 Record.....	27-29 (10-16 SEC)
2009 SEC Finish.....	3rd, SEC West
2009 NCAA Finish.....	NCAA Regional (Norman)
Letterwinners Returning/Lost.....	15/6
Starters Returning/Lost.....	5/4
Newcomers.....	7
Home Field.....	Bogle Park (1,200)

Coaching Staff

Head Coach.....	Mike Larabee
Alma Mater.....	Washington State, 1986
Career Record.....	114-147 (6th Season)
Arkansas Record.....	First Season
Assistant Coaches.....	Sue Carpenter (Cedarville, 1986) Kyle Jamieson (Nipissing, 1998)
Volunteer Assistant Coach.....	John Sisemore

Arkansas Media Relations

Associate AD for Media Relations.....	Kevin Trainor
Office.....	479/575-2751
Softball Contact.....	Melissa Anderson
Office.....	479/575-4898
Cell.....	314/368-1995
Fax.....	479/575-7481
Email.....	msa002@uark.edu

Mailing Address.....	Arkansas Media Relations PO Box 7777 Fayetteville, AR 72702
----------------------	---

Overnight Address.....	131 Barnhill Arena Fayetteville, AR 72701
------------------------	--



MEDIA INFORMATION

2010 Razorback Softball Broadcast Schedule

Date	Opponent	Outlet	Time
March 5	Eastern Illinois	ArkansasRazorbacks.com	5:30 p.m.
March 5	Louisiana-Lafayette	ArkansasRazorbacks.com	7:30 p.m.
March 6	Iowa State	ArkansasRazorbacks.com	5:30 p.m.
March 6	Drake	ArkansasRazorbacks.com	7:30 p.m.
March 7	So. Mississippi	ArkansasRazorbacks.com	1 p.m.
March 13	Louisiana Tech	ArkansasRazorbacks.com	4 p.m.
March 13	SE Missouri State	ArkansasRazorbacks.com	6:30 p.m.
March 14	SIU-Edwardsville	ArkansasRazorbacks.com	11 a.m.
March 17	South Carolina	KXUA, 88.3 FM	3 p.m./5 p.m.
		ArkansasRazorbacks.com	
March 20	Kentucky	KXUA, 88.3 FM	1 p.m./ 3 p.m.
		ArkansasRazorbacks.com	
March 21	Kentucky	KXUA, 88.3 FM	1 p.m.
		ArkansasRazorbacks.com	
March 24	Oklahoma	KXUA, 88.3 FM	4 p.m.
		ArkansasRazorbacks.com	
March 27	Mississippi State	KXUA, 88.3 FM	1 p.m./3 p.m.
		ArkansasRazorbacks.com	
March 28	Mississippi State	KXUA, 88.3 FM	1 p.m.
		ArkansasRazorbacks.com	
March 31	Tulsa	KXUA, 88.3 FM	4 p.m./6 p.m.
		ArkansasRazorbacks.com	
April 02	Georgia	KXUA, 88.3 FM	5 p.m./7 p.m.
		ArkansasRazorbacks.com	
April 03	Georgia	KXUA, 88.3 FM	1 p.m.
		ArkansasRazorbacks.com	
April 10	Florida	KXUA, 88.3 FM	1 p.m./3 p.m.
		ArkansasRazorbacks.com	
April 11	Florida	KXUA, 88.3 FM	1 p.m.
		ArkansasRazorbacks.com	
April 14	Tennessee	KXUA, 88.3 FM	5 p.m./7 p.m.
		ArkansasRazorbacks.com	
April 17	LSU	KXUA, 88.3 FM	1 p.m./3 p.m.
		ArkansasRazorbacks.com	
April 18	LSU	KXUA, 88.3 FM	1 p.m.
		ArkansasRazorbacks.com	
April 21	Memphis	KXUA, 88.3 FM	6:30 p.m.
		ArkansasRazorbacks.com	
April 24	Alabama	KXUA, 88.3 FM	1 p.m./3 p.m.
		ArkansasRazorbacks.com	
April 25	Alabama	KXUA, 88.3 FM	1 p.m.
		ArkansasRazorbacks.com	
April 28	Missouri State	KXUA, 88.3 FM	5 p.m.
		ArkansasRazorbacks.com	
May 1	Ole Miss	KXUA, 88.3 FM	1 p.m./3 p.m.
		ArkansasRazorbacks.com	
May 2	Ole Miss	KXUA, 88.3 FM	1 p.m.
		ArkansasRazorbacks.com	
May 8	Auburn	KXUA, 88.3 FM	1 p.m./3 p.m.
		ArkansasRazorbacks.com	
May 9	Auburn	KXUA, 88.3 FM	1 p.m.
		ArkansasRazorbacks.com	



The facility at Bogle Park includes a new press box and media area on the suite level.

Athletic Media Relations

Media Relations Intern Melissa Anderson will coordinate the publicity and media information for the University of Arkansas softball team. Additional information is available by contacting the Athletic Media Relations Office at 479/575-2751. The media relations offices are located on the north side of Barnhill Arena.

Credential/Interview Requests

For all credential and interview requests, please make arrangements with Melissa Anderson through the Athletic Media Relations Office.

Post-Game Interviews

Head coach Mike Larabee is available within 10 minutes after the conclusion of each game. Player interviews can be arranged through an Athletic Media Relations staff member and is held on the field after members of the media speak with Coach Larabee.

Photographers

Photography credentials are issued to newspapers, wire services and special periodical publications on a first-come, first-served basis.

Credits

The 2010 Arkansas softball media guide was written, designed and edited by Melissa Anderson. Editorial assistance provided by Kevin Trainor and Dr. Bill Smith. Photography by Wesley Hitt and the Athletic Media Relations archives. Printing by MultiAd of Peoria, Ill.

Covers

The 2010 Arkansas softball media guide covers were designed by Andrew Reynolds. The front cover features the 2010 Razorbacks seniors. Pictured on the back is 2009 SEC All-Freshman Team member Brittany Griffiths along with Arkansas' 2010 schedule.

For the latest in Razorback athletics, visit:

ARKANSASRAZORBACKS.COM

TEAM PICTURE/ROSTER



2010 Arkansas Razorbacks

Front (L to R): Dayna Huckabee, Jessica Bachkora, Amanda Caldwell, Tori Mort, Jessica Robison, Stephanie Brewer, Leslie Dixon, Hope McLemore, Brittany Griffiths, Hannah Cicioni; Middle (L to R): Volunteer Assistant Coach John Sisemore, Assistant Coach Kyle Jamieson, Layne McGuirt, Lauren Chisom, Lindsey Wells, Teighynne Hulsey, Kelsie Vallies, Brea Van De Pol, Morgan Clark, Brittany Robison, Head Coach Mike Larabee, Assistant Coach Sue Carpenter; Back (L to R): Becca Carden, Chelsea Cohen, Amanda Summerford, Kim Jones, Emily Jones, Miranda Dixon, Courtney Breault, Jessica Waddle, Sandra Smith

No.	Name	Position	Height	Year	B/T	Hometown (Last School)
3	Tori Mort	OF	5-5	So.	L/L	Claremore, Okla./Owasso HS
5	Morgan Clark	C	5-9	Fr.	R/R	Farmington, Ark./Farmington HS
6	Hope McLemore	RHP	5-6	Fr.	R/R	Ringling, Okla./Ringling HS
7	Leslie Dixon	C	5-6	Jr.	R/R	Edmond, Okla./North HS
8	Lindsey Wells	OF	5-5	Jr.	R/R	Carl Junction, Mo./Carl Junction HS
9	Brittany Robison	IF	5-8	Sr.	R/R	Owasso, Okla./Owasso HS
10	Kelsie Vallies	RHP	5-8	RFr.	R/R	Spokane, Wash./North Central HS
11	Miranda Dixon	RHP	6-0	Sr.	R/R	Edmond, Okla./North HS
14	Jessica Robison	IF	5-5	So.	R/R	Owasso, Okla./Owasso HS
15	Brea Van de Pol	IF	5-8	Fr.	R/R	Ankeny, Iowa/Ankeny HS
16	Jessica Waddle	C	5-10	Sr.	R/R	Chickasha, Okla./Chickasha HS
17	Layne McGuirt	RHP	5-7	Jr.	R/R	Wynne, Ark./Wynne HS
19	Jessica Bachkora	OF	5-8	Sr.	L/R	Overland Park, Kan./Notre Dame de Sion HS
22	Becca Carden	OF	5-8	Jr.	R/R	Miami, Okla./NE Oklahoma A&M/Miami HS
23	Sandra Smith	IF	5-7	Sr.	R/R	Tulsa, Okla./Catoosa HS
24	Emily Jones	IF	6-1	RSo.	R/R	Joplin, Mo./Joplin HS
25	Lauren Chisom	IF	5-6	Jr.	R/R	Bentonville, Ark./Bentonville HS
28	Stephanie Brewer	IF	5-6	Fr.	R/R	Broken Arrow, Okla./Broken Arrow HS
29	Brittany Griffiths	IF	5-5	So.	R/R	Plano, Texas/Plano HS
30	Amanda Summerford	OF	5-10	Fr.	R/R	Fayetteville, Ark./Fayetteville HS
31	Chelsea Cohen	RHP	5-9	Fr.	R/R	Sparks, Nev./Reed HS
32	Kim Jones	RHP	5-11	Jr.	R/R	Lenexa, Kan./Shawnee Mission Northwest HS
33	Teighynne Hulsey	OF	5-8	Sr.	L/L	Edmond, Okla./Memorial HS
34	Courtney Breault	IF	5-9	Fr.	R/R	Roseville, Calif./Woodcreek HS
62	Amanda Caldwell	C	5-4	Jr.	R/R	Victoria, Texas/Memorial HS

Head Coach: Mike Larabee, First Season (Washington State, 1986)

Assistant Coaches: Sue Carpenter, First Season (Cedarville, 1986) and Kyle Jamieson (Nipissing, 1998)

Managers: Dayna Huckabee, 1st Season (Arkansas, 2008) and Hannah Cicioni, 1st Season

Roster Breakdown

By Year: Senior - 6; Junior - 7; Sophomore - 5; Freshman - 7

By Position: Infield - 9; Outfield - 6; Pitcher - 6; Catcher - 4

By State: Oklahoma - 11; Arkansas - 4; Kansas - 2; Missouri - 2; Texas - 2; Nevada - 1; Washington - 1; Iowa - 1; California - 1

Pronunciation Guide

Vallies...vuh-LEEZ

Teighynne...TEE-gen

Waddle...wa-dell

Bachkora...BOTCH-kora

TV ROSTER/HEADSHOTS



3

Soph.
OF
L/L

Tori Mort
Claremore, Okla.



5

Freshman
C
R/R

Morgan Clark
Farmington, Ark.



6

Freshman
P
R/R

Hope McLemore
Ringling, Okla.



7

Junior
C
R/R

Leslie Dixon
Edmond, Okla.



8

Junior
OF
R/R

Lindsey Wells
Carl Junction, Mo.



9

Senior
IF
R/R

Brittany Robison
Owasso, Okla.



10

R-Fresh.
RHP
R/R

Kelsie Vallies
Spokane, Wash.



11

Senior
RHP
R/R

Miranda Dixon
Edmond, Okla.



14

Soph.
IF
R/R

Jessica Robison
Owasso, Okla.



15

Freshman
IF
R/R

Brea Van De Pol
Ankeny, Iowa



16

Senior
C
R/R

Jessica Waddle
Chickasha, Okla.



17

Junior
RHP
R/R

Layne McQuirt
Wynne, Ark.



19

Senior
OF
L/R

Jessica Bachkora
Overland Park, Kan.



22

Junior
OF
R/R

Becca Carden
Miami, Okla.



23

Senior
IF
R/R

Sandra Smith
Tulsa, Okla.



24

R-Soph.
C
R/R

Emily Jones
Joplin, Mo.



25

Junior
IF
R/R

Lauren Chisom
Bentonville, Ark.



28

Freshman
IF
R/R

Stephanie Brewer
Broken Arrow, Okla.



29

Soph.
IF
R/R

Brittany Griffiths
Plano, Texas



30

Freshman
OF
R/R

Amanda Summerford
Fayetteville, Ark.



31

Freshman
RHP
R/R

Chelsea Cohen
Sparks, Nev.



32

Junior
RHP
R/R

Kim Jones
Lenexa, Kan.



33

Senior
OF
L/L

Teighynne Hulsey
Edmond, Okla.



34

Freshman
IF
R/R

Courtney Breault
Roseville, Calif.



62

Junior
C
R/R

Amanda Caldwell
Victoria, Texas



Head
Coach

Mike Larabee
1st Season



Assistant
Coach

Sue Carpenter
1st Season



Assistant
Coach

Kyle Jamieson
1st Season



Volunteer
Assistant
Coach

John Sisemore
1st Season

2010

RAZORBACKS



THE 2010 ARKANSAS RAZORBACKS RETURN 19 LETTERWINNERS, INCLUDING FIVE STARTERS, FROM THE 2009 TEAM THAT EARNED THE FOURTH NCAA REGIONAL BERTH IN SCHOOL HISTORY

2010 PREVIEW

When the 2010 Arkansas softball field takes the field for its Feb. 12 season opener, it will be under the direction of first-year head coach Mike Larabee. Larabee joins the Razorbacks after a five-year stint at Wright State. Under his leadership the Razorbacks are hoping to return to the NCAA Tournament for the third straight season. With the graduation of six players, Larabee welcomes back 15 letterwinners from last year's



team, including six seniors. The Razorbacks will call upon their veterans and crop of newcomers to fill the shoes left by Whitney Cloer and Kayla Johnson.

Arkansas is led by the senior group of Jessica Bachkora, Miranda Dixon, Teighynne Hulsey, Brittany Robison, Sandra Smith and Jessica Waddle. Along with the seniors, the Razorback roster is filled with seven juniors, five sophomores and seven freshmen.

PITCHING

The Razorbacks has a strong 1-2 punch in the circle during the 2010 season. With the return of Miranda Dixon, the No.1 pitcher from a year ago, and the entrance of freshman Hope McLemore, Larabee is confident in the starting pitching. Dixon finished the 2009 season 17-13 with a 4.13 ERA in 29 games. She recorded 139 strikeouts and 61 walks. McLemore enters her college career having compiled a career 115-24 record with a 0.45 ERA and 1,500 strikeouts in high school. Larabee believes that either Dixon or McLemore could be the No. 1 pitcher for the Razorbacks this season. Kim Jones and Layne McGuirt also look to contribute in the circle this season in either a starting role or in relief. Freshman Kelsie Vallies and Chelsea Cohen also will be available for pitching coach Kyle Jamieson.

CATCHING

Entering the 2010 season, the catching position is the one question mark that the coaching staff has entering the beginning of spring practice. Redshirt Emily Jones looks to get a chance to claim that position as the coaches would like to see her bat in the lineup. Larabee believes the team is going to need leadership from the catching position no matter who starts on a given day. Jessica Waddle, Leslie Dixon and Amanda Caldwell all have shown they know how to play the position and will be in the hunt as well.

OUTFIELD

Senior Jessica Bachkora is the anchor of the Razorback outfield in 2010. Bachkora will be the starting center fielder for Arkansas, joined by junior Becca Carden in left field and sophomore Tori Mort in right field. Bachkora finished the 2009 season third on the team with a .270 batting average and led the team with 32 runs scored. Mort made an impact as a freshman with a batting average of .234 and 37 hits. Carden looks to build on a strong fall in which she impressed the coaches with her performance at the plate and strong work ethic. Seniors Teighynne Hulsey and Brittany Robison also could appear in the outfield rotation.

INFIELD

The Razorbacks have a unique combination of veteran leadership and youth in 2010. Senior Sandra Smith looks to continue her strong defense at first base. She is joined by 2009 SEC All-Freshman team member Brittany Griffiths at shortstop. Griffiths finished the 2009 season with a .256 batting average and 26 RBIs. The remaining infield spots could change depending on offensive production and the health of sophomore infielder Jessica Robison, who is recovering from shoulder surgery. Should Robison recover in time for the season, she looks to get most of the playing time at third base. Freshman Courtney Breault is the leading candidate to start at second base. Brittany Robison is also a candidate for time at either second or third.



2010 PREVIEW

The Razorbacks open the season Feb. 12-14 at the Metrodome Classic in Minneapolis. The season's second competition will take the Razorbacks to the North Texas Invitational on Feb. 19-21 in Denton, Texas. Arkansas also will compete in the National Fastpitch Coaches Association (NFCA) Lead-Off Classic, one of the premier events of the non-conference season, on Feb. 26-28 in Columbus, Ga.

The Razorbacks' home opener is set for March 5-6 in the Razorback Invitational, the first of two non-conference tournaments to be played in Fayetteville. The field for the event includes Drake, Eastern Illinois, Iowa State, Louisiana-Lafayette and Southern Miss. The club's final event before Southeastern Conference play is the Arkansas Invitational. The March 13-14 competition also will feature teams from Louisiana Tech, Southeast Missouri State and Southern Illinois-Edwardsville.

Conference play opens with a trip to Columbia, S.C., and a doubleheader against the Gamecocks. Arkansas then will take on Kentucky in a weekend series in Lexington. The five-game conference road start is the longest in program history.

In a budding regional rivalry, the Razorbacks will host Oklahoma for a midweek game before returning to conference play and a three-game set with Mississippi State at Bogle Park. Arkansas continues conference play with a weekend series in Athens, Ga., against the Bulldogs. After an open week, the Razorbacks welcome Women's College World Series runner-up Florida to Fayetteville for a three-game series. Arkansas then will play Tennessee in a midweek doubleheader at Bogle Park.



After a trip to Baton Rouge, La., for a three-game series with LSU, the Razorbacks will continue their tradition of playing a midweek game in Central Arkansas. This season's matchup in Sherwood, Ark., will feature the Razorbacks taking on Memphis.

A weekend series against SEC Western Division foe Alabama in Fayetteville and a midweek road contest against Missouri State are next for Arkansas. The Razorbacks begin May with a home series against Ole Miss before heading to Auburn for their regular-season finale.

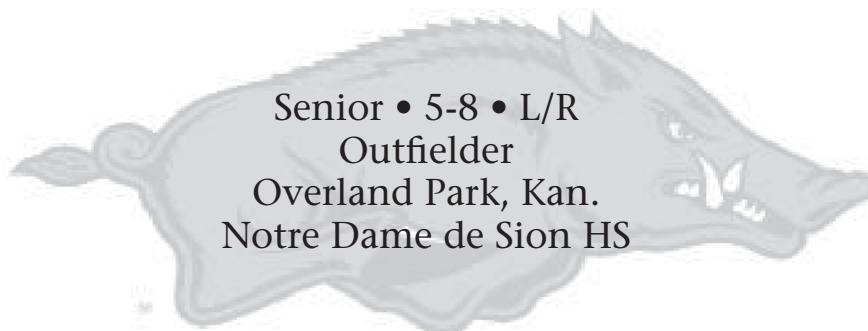
In a showcase for Bogle Park in its second year, the postseason begins when the top eight teams from the regular season venture to Fayetteville, Ark., for the 2010 SEC Tournament. The SEC event will be held on May 13-15.



Completed before the start of the 2009 season, Bogle Park is the newest athletic facility on the University of Arkansas campus and is the home field for the Razorback softball team. The 1,200-seat stadium features outfield seating for fans wanting to relax in the grass. This picture is taken from the center-field grass seating. Arkansas hosts two non-conference tournaments and the 2010 SEC Tournament, in addition to home dates against five SEC opponents, including Florida and Alabama.

2010 RAZORBACKS

#19 JESSICA BACHKORA



Senior • 5-8 • L/R
Outfielder
Overland Park, Kan.
Notre Dame de Sion HS

2009: A mainstay in center field and at the top of the Razorbacks' lineup, Jessica Bachkora registered a career-high five home runs and 26 RBIs during her junior campaign. She also posted career highs in doubles (12), stolen bases (18) and slugging percentage (.433), and was third on the team with a .270 batting average. Bachkora opened the season with a three-hit, three-run performance at Southern Miss. She was tied for second on the team with 10 multi-hit games, five of which came during SEC play. She totaled five hits in Arkansas' doubleheader sweep of South Carolina to open conference play. In the opener of a three-game series at Mississippi State, Bachkora had an inside-the-park grand slam in the top of the eighth inning to lift the Razorbacks to an 8-3 victory. She totaled seven multi-RBI games during the season. The Overland Park, Kan., native continued the heroics with a game-winning solo shot to right field against Kentucky in the bottom of the fifth. She scored the first run in the Razorbacks' 11-9 win over No. 13 Oklahoma in Norman, the program's first victory on the road against the Sooners. Bachkora also had a seven-game hitting streak during the season. Also a champion in the classroom, she was named to the SEC Spring Academic Honor Roll and 2009 *ESPN The Magazine* Academic All-District first team.

2008: As a sophomore, Bachkora made 63 starts in center field and at the top of the lineup for Arkansas. She had a season-high four hits and scored a run in the season opener against UAB. At the Metrodome Classic, she was named to the all-tournament team after hitting .350 during the six-game event. Bachkora knocked her first career home run, a game-tying shot, in game two of a doubleheader with Oklahoma, which was ranked No. 11 at the time. She enjoyed a six-game hitting streak that included a three-hit performance at No. 15 Georgia. In the final game of the hitting streak, Bachkora filled the box score with two doubles, two runs, two RBI and a walk against Texas A&M-Corpus Christi. In postseason play, she opened the team's scoring against No. 7 Oklahoma in game two of the NCAA Regional in Norman. Bachkora had 14 multi-hit games during the season, was third on the team with 55 hits and second on the squad with 42 runs. She led Arkansas with 15 stolen bases and hit a team-best .289 against Southeastern Conference opponents. She was a second-team preseason All-SEC selection and earned a spot on the 2008 SEC Spring Academic Honor Roll.

2007: Her first year as a Razorback, Bachkora posted the highest batting average on the team and set the single-season triple record with five. She also set the single-game triple record hitting two against Missouri on Feb. 25. Bachkora started all 64 games in center field and had a team-high 14 multiple-hit games. Bachkora was the team leader in runs scored (30), hits (58), doubles (10), triples (5), total bases (78) and on-base percentage (.338). Bachkora was the season's stolen base leader and was one of two Arkansas players named to the SEC All-Freshman team.

HIGH SCHOOL: A two-time offensive player of the year, Bachkora also got it done in the field, boasting a 1.000 fielding percentage her senior year. She was an all-state selection during her final season for the Notre Dame de Sion Storm and held the city's highest batting average as a junior. Bachkora had a .426 career batting average with seven home runs.

PERSONAL: Born Feb. 29, 1988, she is the daughter of Charlie and Patty Bachkora. She has an older sister, Alycia, and an older brother, Christopher. Bachkora's father played baseball at Fort Hays State, her brother played at Saint Louis and her sister plays softball at Bradley. Bachkora is majoring in kinesiology.

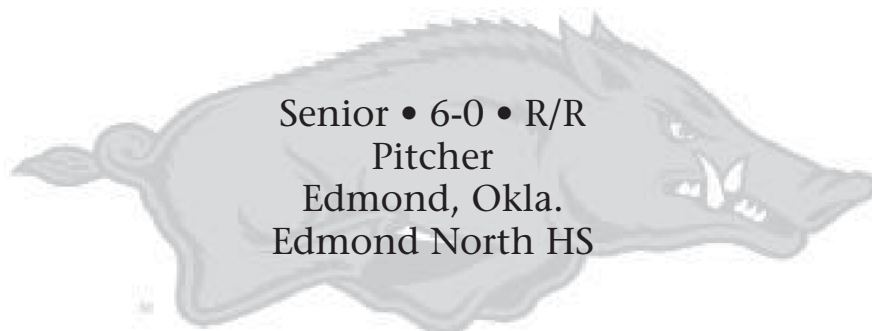


CAREER STATISTICS

Year	Avg	GP	GS	AB	R	H	2B	3B	HR	RBI	TB	SLG%	BB	HBP	SO	GDP	OB%	SF	SH	SB	ATT	PO	A	E	FLD%
2007	.291	64	64	199	30	58	10	5	0	17	78	.392	9	5	30	0	.338	0	2	16	20	62	4	3	.957
2008	.272	64	63	202	42	55	8	2	1	7	70	.347	22	2	18	0	.350	0	6	15	18	64	1	2	.970
2009	.270	56	56	178	32	48	12	1	5	26	77	.433	17	4	37	0	.345	1	1	18	20	50	8	2	.967
TOTAL	.278	184	183	579	104	161	30	8	6	50	225	.389	48	11	85	0	.344	1	9	49	58	176	13	7	.964

2010 RAZORBACKS

#11 MIRANDA DIXON



2009: For the second time in her career, Miranda Dixon was named a Louisville Slugger/NFCA All-South Region performer, this time as a first-team member to go along with second-team honors earned the previous season. At the plate, she led the Razorbacks with 11 home runs and 40 RBIs, becoming the first player in program history with back-to-back seasons with at least 10 home runs and 40 RBIs. With a solo shot in a Feb. 13 matchup against Drake, Dixon became Arkansas' all-time leader in home runs. She also led the team with 12 multi-RBI games, including a three-RBI effort against Drake and a four-RBI day against UMKC. She bested those marks with two home runs and six RBIs in Arkansas' 11-9 victory at No. 13 Oklahoma to give the program its first win on the road against the Sooners. In the circle, Dixon was the team's No. 1 starter and came away with a 17-13 record with a 4.13 ERA. Along with the career-best 17 victories, she totaled a career high of 136 strikeouts. Dixon was named SEC Pitcher of the Week following a 4-0 mark in conference games against Mississippi State and Kentucky. She also enjoyed an eight-game winning streak during the season to go along with 16 complete games, three shutouts and an SEC-leading four saves. In the classroom, Dixon was a member of the SEC Spring Academic Honor Roll and the 2009 *ESPN The Magazine* Academic All-District first team.

2008: A Louisville Slugger/NFCA Division I South All-Region second team performer, Dixon led Arkansas in doubles (15), RBI (47), on-base percentage (.427), slugging percentage (.623) and total bases (114). She was also second on the team with 13 home runs, 58 hits and a .317 batting average. In the circle, she was 12-13 in 35 appearances with 122 strikeouts and a team-best 2.30 ERA. Against No. 7 Oklahoma in the Norman Regional, she knocked a game-tying, two-run home run in the bottom of the seventh inning to send the game into extra innings. The Edmond, Okla., native became the first Razorback to be named SEC Pitcher and Player of the Week in the same season. In the classroom, she was an *ESPN The Magazine* Academic All-District performer and a member of the 2008 SEC Spring Academic Honor Roll.

2007: As a freshman, Dixon marked a facility record, hitting two home runs in a game against Louisiana-Monroe.

Dixon led all Razorbacks with seven home runs, then the program's single-season record. In the circle as Arkansas' No. 2 pitcher, she tallied four wins and 92 strikeouts. She held No. 3 Texas A&M to just three hits and struck out a season-high 10 batters. Dixon earned the first shutout of her career with a 1-0 victory over Louisiana Tech. Dixon was one of two Razorbacks named to the SEC All-Freshman Team.

HIGH SCHOOL: Dixon joined the Razorbacks after a decorated high school career at Edmond North High School. She was the Oklahoma Player of the Year as a junior, a two-time conference most valuable player and an all-state selection her senior year. Dixon holds several records as a Husky, including most strikeouts in a season (326), most wins (55), lowest career ERA (0.64), most strikeouts in a single game (18), most career home runs (7), highest career batting average (.417) and most RBI (90). She guided her team to two fifth-place state finishes and one state championship.

PERSONAL: Born Dec. 10, 1987, she is the daughter of Thomas and Linda Dixon. She is the oldest of six with siblings Leslie, Jordan, Joel, Lance and Andrew. Her sister, Leslie, also plays softball for Arkansas. Dixon is majoring in health science.



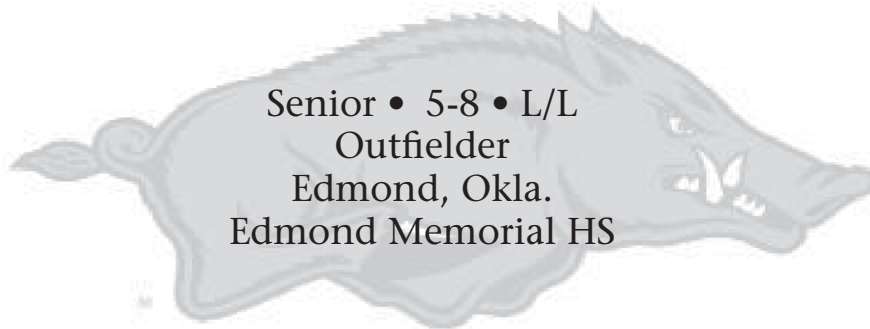
CAREER STATISTICS

Year	Avg	GP	GS	AB	R	H	2B	3B	HR	RBI	TB	SLG%	BB	HBP	SO	GDP	OB%	SF	SH	SB	ATT	PO	A	E	FLD%
2007	.263	61	59	175	17	46	3	0	7	16	70	.400	10	4	41	1	.317	0	1	0	0	9	20	15	.659
2008	.317	66	66	183	35	58	15	1	13	47	114	.623	25	11	38	2	.427	1	3	0	0	8	26	11	.756
2009	.240	54	54	146	19	35	8	0	11	40	76	.521	20	1	27	1	.331	2	2	0	0	2	32	8	.810
TOTAL	.276	181	179	504	71	139	26	1	31	103	260	.516	55	16	106	4	.363	3	6	0	0	19	78	34	.740

Year	ERA	W	L	App	GS	CG	SHO	CBO	SV	IP	H	R	ER	BB	SO	2B	3B	HR	BF	B/Avg	WP	HBP	SFA	SHA	BK
2007	3.07	4	17	33	26	7	1	0	1	139.0	163	100	61	25	92	24	1	12	643	.275	16	5	0	6	15
2008	2.30	12	13	35	21	6	2	0	2	137.0	126	70	45	32	122	28	2	5	597	.236	16	5	0	5	21
2009	4.13	17	13	39	29	16	3	0	4	184.2	231	136	109	61	139	34	2	21	873	.306	17	23	0	5	30
TOTAL	3.27	33	43	107	76	29	6	0	7	460.2	520	306	215	118	353	86	5	38	2113	.277	49	33	0	16	66

2010 RAZORBACKS

#33 TEIGHYNNIE HULSEY



Senior • 5-8 • L/L
 Outfielder
 Edmond, Okla.
 Edmond Memorial HS

2009: Teighynne Hulsey appeared in the circle three times for the Razorbacks with starts against Southern Miss and Oklahoma State and a relief stint against FIU. In three outings, she totaled 6.2 innings pitched with two strikeouts and an 11.55 ERA. In the classroom, Hulsey was a member of the SEC Spring Academic Honor Roll.

2008: Hulsey appeared in 34 games, including nine starts, during her sophomore season. She finished the year with a career high five RBI, four doubles and two stolen bases. Hulsey registered a couple of one-hit, two-RBI performances against Saint Louis and Oklahoma State. Four of her nine hits came during SEC play. She singled and scored Arkansas' only run in game two of a doubleheader against No. 15 Georgia. Hulsey made two appearances inside the circle for the team, totaling 2.2 innings pitched. She didn't allow a hit to Texas A&M-Corpus Christi in an inning's worth of work and finished the season with a 2.62 ERA. Hulsey was named to the 2008 SEC Spring Academic Honor Roll for her work away from the field.

2007: Hulsey played 44 games for the Razorbacks on the mound, in left field and as a designated player. In 17 appearances, Hulsey pitched her way to three wins. She picked up her first victory against Northern Iowa on March 4. Hulsey hit her first home run as a Razorback against Louisiana Tech on April 18. She was the third of back-to-back-to-back home runs that lifted Arkansas to a 5-4 win.

HIGH SCHOOL: At Edmond Memorial High School, Hulsey earned all-conference, all-city, all-region and all-state honors. As a senior, she had a 0.76 ERA and a .375 batting average. Hulsey is in her school's record books for most doubles, lowest ERA, fewest hits allowed

and fewest walks allowed. Before attending Edmond Memorial, Hulsey played for Edmond Santa Fe High School where she earned the best defense, best offense and MVP awards her freshman and sophomore years.

PERSONAL: Born Oct. 14, 1988, she is the daughter of Kim Hulsey. She has three sisters, Caitlynnne, Maesyne and Bevyne. Hulsey is majoring in communications.



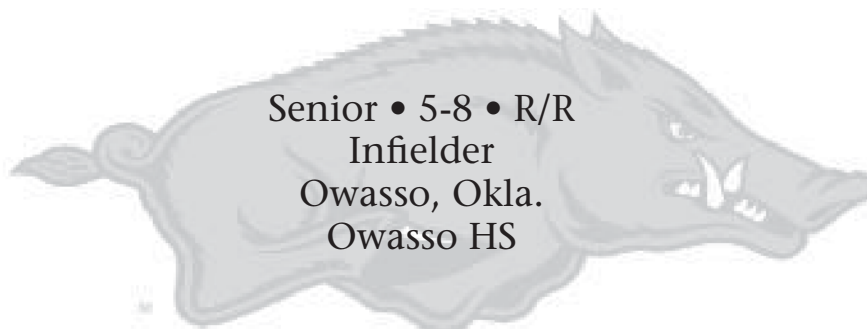
CAREER STATISTICS

Year	Avg	GP	GS	AB	R	H	2B	3B	HR	RBI	TB	SLG%	BB	HBP	SO	GDP	OB%	SF	SH	SB	ATT	PO	A	E	FLD%
2007	.215	46	25	79	10	17	3	0	1	3	23	.291	8	1	20	0	.295	0	0	1	1	13	13	3	.897
2008	.209	33	9	43	6	9	4	0	0	5	13	.302	8	0	12	0	.333	0	1	2	2	6	2	1	.889
2009	.000	3	2	3	0	0	0	0	0	0	0	.000	0	0	2	0	.000	0	0	0	0	0	2	0	1.000
TOTAL	.208	82	36	125	16	26	7	0	1	8	36	.288	16	1	34	0	.303	0	1	3	3	19	17	4	.900

Year	ERA	W	L	App	GS	CG	SHO	CBO	SV	IP	H	R	ER	BB	SO	2B	3B	HR	BF	B/Avg	WP	HBP	SFA	SHA	BK
2007	4.04	3	5	17	6	0	0	0	0	45.0	57	31	26	15	38	7	0	0	219	.294	4	6	0	1	3
2008	2.62	0	0	2	0	0	0	0	0	2.2	3	3	1	3	3	2	0	0	15	.273	1	0	0	0	1
2009	11.55	0	1	3	2	0	0	0	0	6.2	13	12	11	7	2	2	0	1	40	.448	2	2	0	0	2
TOTAL	4.90	3	6	22	8	0	0	0	0	54.1	73	46	38	25	43	11	0	1	274	.312	7	8	0	1	6

2010 RAZORBACKS

#9 BRITTANY ROBISON



Senior • 5-8 • R/R
Infielder
Owasso, Okla.
Owasso HS


2009: Brittany Robison appeared in 40 games during her junior season with 31 starts, primarily as the team's designated hitter. She opened the season with a hit in each of the first three games. In Arkansas' home opener, Robison hit a grand slam to left field in the top of the sixth inning against Bradley. She totaled two hits with a home run in the second game of a midweek series at Mississippi State. She also had multi-hit performances against Florida Atlantic, LSU, Ole Miss, Tulsa and UMKC. Robison's two-hit effort against No. 19 LSU included a game-winning single to center field in the bottom of the seventh inning. The win snapped Arkansas' six-game skid against the Tigers. In the classroom, Robison was named to the SEC Spring Academic Honor Roll.

2008: During her sophomore season, Robison started 34 games and posted career highs in home runs and RBI with five and 16, respectively. She totaled 27 hits on the season and posted a .265 batting average. Robison had eight multi-hit games and a four-game hit streak during the season. She also registered four multi-RBI games, including a four-RBI effort in the Razorbacks' victory over Tulsa in the Norman Regional. Against No. 7 Oklahoma in the second game of NCAA Tournament play, Robison collected three hits, including a double in the bottom of the sixth inning. The three hits also represented a season high for the Owasso, Okla., native. Away from the field, Robison was a member of the 2008 SEC Spring Academic Honor Roll.

2007: In her first season at Arkansas, Robison started 42 games, primarily at shortstop. In her first game, Robison hit .500 with a triple and two RBI. Against Mississippi State on May 4, Robison went 3-for-4 with two RBI and a run. She hit her first collegiate home run against Louisiana Tech on April 18. Robison hit the second of back-to-back-to-back home runs that lifted Arkansas to a 5-4 victory.

HIGH SCHOOL: An all-state shortstop at Owasso High School, Robison guided the Rams to a state runner-up finish her senior year. She was voted best defensive player, best offensive player, all-conference twice and all-region. During her senior season, she had a .474 batting average and a .707 slugging percentage, driving in 47 runs.

PERSONAL: Born Nov. 16, 1987, she is the daughter of Robert and Marlene Robison. Her younger sister, Jessica, is also a member of the Razorback softball team and their father played baseball at the University of Oklahoma. Robison is majoring in kinesiology.

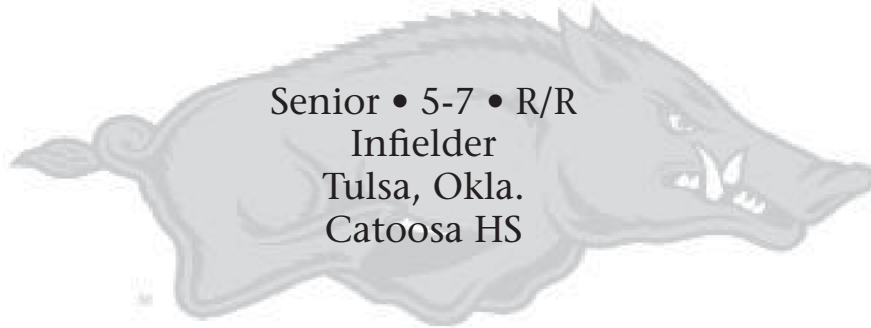


CAREER STATISTICS

Year	Avg	GP	GS	AB	R	H	2B	3B	HR	RBI	TB	SLG%	BB	HBP	SO	GDP	OB%	SF	SH	SB	ATT	PO	A	E	FLD%
2007	.128	44	42	86	7	11	1	1	1	10	17	.198	8	0	26	0	.202	0	1	2	2	57	51	13	.893
2008	.265	46	34	102	15	27	5	0	5	16	47	.461	5	0	28	0	.299	0	4	0	1	54	9	0	1.000
2009	.234	40	31	94	9	22	2	0	4	11	36	.383	10	0	23	0	.308	0	5	0	0	18	9	4	.871
TOTAL	.213	130	107	282	31	60	8	1	10	37	100	.355	23	0	77	0	.272	0	10	2	3	129	69	17	.921

2010 RAZORBACKS

#23 SANDRA SMITH



Senior • 5-7 • R/R
Infielder
Tulsa, Okla.
Catoosa HS

2009: Transitioning from third base to first, Sandra Smith started 54 games for the Razorbacks during her junior season. She finished the season with a career-high eight doubles and led the team with 26 walks. Smith picked up her first hit of the season with an RBI double, the eventual game winner, at Minnesota during the Metrodome Classic. In the SEC opener against South Carolina, she hit her first home run of the season, a two-run blast to left field. She followed with a two-hit effort in the second game of the doubleheader against the Gamecocks. Four of her five home runs during the season came during conference play. She added one against Kentucky and two solo shots in Game Three of the Auburn series. Against Oklahoma State at the Border War, Smith was perfect at the plate with a three-run homer, a single and a walk. She also scored twice against the Cowgirls. Smith had a double in the regular-season finale against No. 9 Georgia. In the classroom, the Tulsa, Okla., native was a member of the SEC Spring Academic Honor Roll.

2008: Coming off a redshirt year, Smith set the Razorback single-season marks for home runs and walks. The Tulsa, Okla., native clubbed 14 home runs and totaled 32 walks. Her 45 RBI during the 2008 campaign were the second most in program history. She carried a .236 batting average, had seven multiple-hit games and finished second on the team with 12 games of at least two RBI. At No. 2 Arizona State, she hit a game-tying grand slam in the top of the sixth inning, just the fifth grand slam in Razorback history. Smith had a career-high three hits in the series finale at Kentucky, helping the team earn its first SEC sweep of the season. In the game, she went 3-for-4 at the plate with a home run and 3 RBI. She had her second multi-hit game during conference play at No. 15 LSU in game two of a doubleheader, going 2-for-5 with a double and two RBI. Against No. 7 Oklahoma in game two of the Norman Regional, Smith was 2-for-5 with a pair of RBI. In the classroom, Smith was a 2008 SEC Spring Academic Honor Roll performer.

2007: Smith redshirted due to an injury her second season at Arkansas.

2006: In her first season as a Razorback, Smith was the leading freshman with a .206 batting average. Smith recorded four multiple-hit games including a pair of hits in two games in the Mississippi State series. Smith started 36 games, primarily at third base. In the final game of the Kentucky series, Smith went 2-for-2 with a double. Smith followed with

a 2-for-3 performance at the plate in the first game of the Louisiana-Monroe doubleheader. Smith recorded her first collegiate home run against Auburn with a two-run blast.

HIGH SCHOOL: In her senior season, Smith was an all-state selection and led the Catoosa Indians to a district and conference championship. Smith set the Catoosa school records for career batting average (.344) and home runs (6). She played with the Oklahoma Illusion and Oklahoma Elite club teams. In 2001, Smith paced the Elite to fifth place at the AFA Nationals.

PERSONAL: Born June 28, 1987, she is the daughter of Roger Smith and Sebrina Lee. She has three younger brothers, Michael, Trenton and Brian. Smith is majoring in kinesiology.

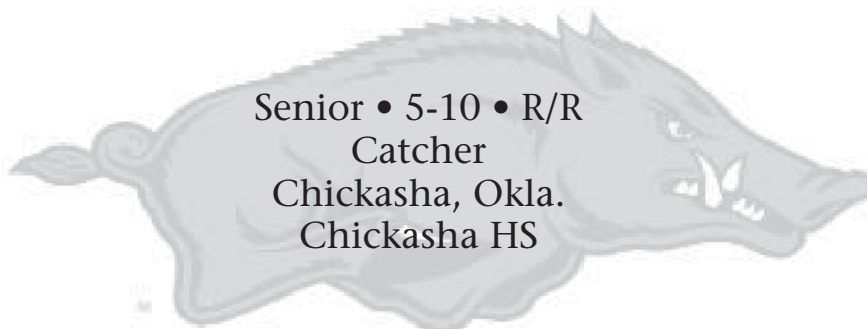


CAREER STATISTICS

Year	Avg	GP	GS	AB	R	H	2B	3B	HR	RBI	TB	SLG%	BB	HBP	SO	GDP	OB%	SF	SH	SB	ATT	PO	A	E	FLD%		
2006	.206	42	36	102	4	21	4	0	1	7	28	.275	16	2	32	0	.322	1	2	0	0	87	40	5	.962		
2007	Redshirt																										
2008	.236	66	64	182	22	43	7	0	14	45	92	.505	32	0	27	2	.349	1	2	0	0	67	100	9	.949		
2009	.220	55	54	127	16	28	8	0	5	16	51	.402	26	2	29	0	.361	0	4	0	0	372	25	6	.985		
TOTAL	.224	163	154	411	42	92	19	0	20	68	171	.416	74	4	88	2	.346	2	8	0	0	526	165	20	.972		

2010 RAZORBACKS

#16 JESSICA WADDLE




2009: Jessica Waddle did not appear in any games during the 2009 season, but was awarded for her work in the classroom with a spot on the SEC Spring Academic Honor Roll.

2008: Waddle earned seven starts during the 2008 season, including a start in the series opener at Kentucky. She picked up the second hit of her Arkansas career in the bottom of the second against Western Illinois. She also had two walks during the season. Waddle was a member of the 2008 SEC Spring Academic Honor Roll.

2007: As a freshman, Waddle played 17 games, adding depth as catcher. On Feb. 18 against Rutgers, Waddle hit her first single as a Razorback, also collecting an RBI.

HIGH SCHOOL: Waddle joined Arkansas softball from Chickasha High School where she earned all-state honors her senior year. She was a three-time all-conference player and earned the newcomer of the year award her freshman season. Waddle held a .367 career batting average with 101 RBI and six home runs.

PERSONAL: Born Aug. 15, 1988, she is the daughter of Larry and Diana Waddle. She has a younger brother, Devin. Waddle is majoring in health science.



CAREER STATISTICS

Year	Avg	GP	GS	AB	R	H	2B	3B	HR	RBI	TB	SLG%	BB	HBP	SO	GDP	OB%	SF	SH	SB	ATT	PO	A	E	FLD%
2007	.053	17	5	19	0	1	0	0	0	1	1	.053	2	0	12	0	.143	0	0	0	0	15	0	1	.938
2008	.067	11	7	15	0	1	0	0	0	0	1	.067	2	0	7	0	.176	0	0	0	0	54	1	2	.965
2009	DNP																								
TOTAL	.059	28	12	34	0	2	0	0	0	1	2	.059	4	0	19	0	.158	0	0	0	0	69	1	3	.959

2010 RAZORBACKS



#62 AMANDA CALDWELL

Junior • 5-4 • R/R

Catcher

Victoria, Texas

Memorial HS

2009: Amanda Caldwell appeared in two games — against Florida Atlantic and Kentucky — during the 2009 season as a pinch runner. She scored a run in Game One of the doubleheader against the Wildcats. In the classroom, she was a member of the SEC Spring Academic Honor Roll.

2008: Caldwell saw action in five games during her freshman season. She scored the first runs of her Razorback career in Arkansas' 13-run fourth inning against Saint Louis. She earned two walks

during the season, one each against ULM and Texas A&M-Corpus Christi. Caldwell was named to the 2008 SEC Freshmen Academic Honor Roll.

HIGH SCHOOL: Caldwell was a first-team all-area pick and honorable mention all-state at Memorial High School. She was the top academic athlete three years and received first-team all-state academic honors. Caldwell hit .423 during her junior season with 19 RBI and four home runs. Her home run total broke the previous school record.

PERSONAL: Born Sept. 6, 1987, she is the daughter of Vic and Maureen Caldwell. She has three younger siblings, Braeden, Elizabeth and Slater. Caldwell came to Arkansas from a family tradition of softball as her great grandmother was inducted into the Canadian Softball Hall of Fame. She is majoring in international business.

CAREER STATISTICS

Year	Avg	GP	GS	AB	R	H	2B	3B	HR	RBI	TB	SLG%	BB	HBP	SO	GDP	OB%	SF	SH	SB	ATT	PO	A	E	FLD%
2008	.000	5	0	1	2	0	0	0	0	0	0	.000	2	0	0	0	.667	0	0	0	0	0	1	0	1.000
2009	.000	2	0	0	1	0	0	0	0	0	0	.000	0	0	0	0	.000	0	0	0	0	0	0	0	.000
TOTAL	.000	7	0	1	3	0	0	0	0	0	0	.000	2	0	0	0	.667	0	0	0	0	0	1	0	1.000



#22 BECCA CARDEN

Junior • 5-8 • R/R

Outfielder

Miami, Okla.

NEO A&M/Bryant HS

2009: Becca Carden appeared in 21 games during her sophomore campaign, making one start in Arkansas' game against Fordham during the FAU/FIU Strike Out Cancer Tournament. Used primarily throughout the season as a pinch runner, she scored seven runs and totaled three stolen bases. Carden picked up her first hit of the season, a single up the middle, in game two of a doubleheader against UMKC. For her work in the classroom, she was named to the SEC Spring Academic Honor Roll.

2008: Carden redshirted during the 2008 season.

PRIOR TO ARKANSAS: Carden transferred to Arkansas from Northeastern Oklahoma A&M where she played outfield. Carden boasted a .450 batting average with seven home runs. She was named an All-American after leading the Lady Norse to a fourth-place finish at nationals. A 2006 graduate of Miami High School, Carden had a career batting average of .517 with 75 hits and 43 runs as a three-year letter-winner.

PERSONAL: Born Nov. 29, 1987, she is the daughter of Pat and Carol Carden. She has two brothers, Steven and Philip, and one sister, Emily. Carden's father played baseball at Texas Christian University. Carden is majoring in kinesiology.

CAREER STATISTICS

Year	Avg	GP	GS	AB	R	H	2B	3B	HR	RBI	TB	SLG%	BB	HBP	SO	GDP	OB%	SF	SH	SB	ATT	PO	A	E	FLD%		
2008	Redshirt Season																										
2009	.125	21	1	8	7	1	0	0	0	0	1	.125	0	0	3	0	.125	0	1	3	3	3	1	0	1.000		
TOTAL	.125	21	1	8	7	1	0	0	0	0	1	.125	0	0	3	0	.125	0	1	3	3	3	1	0	1.000		

2010 RAZORBACKS



#25 LAUREN CHISOM

Junior • 5-8 • R/R

Infielder

Overland Park, Kan.

Notre Dame de Sion HS

HIGH SCHOOL: Chisom was a three-time all-state selection and a two-time offensive player of the year at Bentonville High School. In addition, she received the newcomer of the year award after her freshman season. As a senior, she posted a .333 batting average with 21 RBI, while leading her team to the state semifinals.

PERSONAL: Born March 17, 1989, she is the daughter of Bryan and Tina Chisom. She has an older sister, Jennifer, and two younger sisters, Miranda and Britt. She is majoring in dietetics.

2009: Lauren Chisom did not appear in any games during the 2009 season.

2008: Chisom made an appearance in five games during her freshman season. In her first game as a Razorback, she picked up her first-career RBI when she was hit by a pitch with the bases loaded against Centenary. She also scored a run in the game. Chisom scored against Creighton and Indiana State to bring her season runs total to three.

CAREER STATISTICS

Year	Avg	GP	GS	AB	R	H	2B	3B	HR	RBI	TB	SLG%	BB	HBP	SO	GDP	OB%	SF	SH	SB	ATT	PO	A	E	FLD%
2008	.000	5	0	2	3	0	0	0	0	1	0	.000	0	1	1	0	.333	0	0	0	0	0	0	0	.000
2009	DNP																								
TOTAL	.000	5	0	2	3	0	0	0	0	1	0	.000	0	1	1	0	.333	0	0	0	0	0	0	0	.000



#7 LESLIE DIXON

Junior • 5-6 • R/R

Catcher

Edmond, Okla.

Edmond North HS

2008: Dixon appeared in 23 games for the Razorbacks, including 10 starts. She had four hits, three runs, two RBI and one home run during her freshman campaign. She scored a career-high two runs against Saint Louis. Dixon belted her first career home run in Arkansas' 3-0 win over Kentucky. She was also a member of the 2008 Southeastern Conference Freshman Academic Honor Roll.

HIGH SCHOOL: Dixon was the starting catcher all four years at Edmond North High School. She earned All-Edmond honors every year, was all-conference three years and all-state as a senior. Dixon hit .444 during her senior year. She guided her team to two fifth-place finishes and one state championship. Dixon played for the Oklahoma Ultimate club team.

PERSONAL: Born Feb. 20, 1989, she is the daughter of Thomas and Linda Dixon. She has an older sister, Miranda, and four younger brothers, Jordan, Joel, Lance and Andrew. Her sister Miranda also plays softball for Arkansas. Dixon is majoring in nutrition.

2009: Leslie Dixon appeared in 11 games during the 2009 season, with three starts behind the plate as the team's catcher. She singled and scored in Arkansas' three-run sixth inning against Western Kentucky during the Metrodome Classic. Dixon entered in the third inning of game two of doubleheader against UMKC and doubled to left field in her first at-bat. She eventually came around to score on a home run by her sister, Miranda. In the classroom, she was a member of the SEC Spring Academic Honor Roll.

CAREER STATISTICS

Year	Avg	GP	GS	AB	R	H	2B	3B	HR	RBI	TB	SLG%	BB	HBP	SO	GDP	OB%	SF	SH	SB	ATT	PO	A	E	FLD%
2008	.121	23	10	33	3	4	0	0	1	2	7	.212	0	0	7	0	.118	1	0	0	0	61	12	0	1.000
2009	.182	14	3	11	2	2	1	0	0	0	3	.273	0	0	3	0	.182	0	0	0	0	18	2	0	1.000
TOTAL	.136	37	13	44	5	6	1	0	1	2	10	.227	0	0	10	0	.133	1	0	0	0	79	14	0	1.000

2010 RAZORBACKS



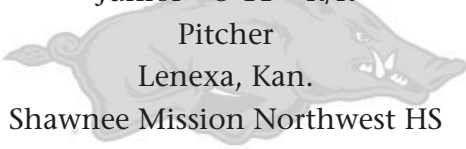
#32 KIM JONES

Junior • 5-11 • R/R

Pitcher

Lenexa, Kan.

Shawnee Mission Northwest HS



2008: Jones made nine starts inside the circle for the Razorbacks and posted a 5-3 record with a 2.76 ERA. In 53.1 innings pitched, she allowed 55 hits, 21 earned runs while striking out 46 batters. She twice struck out a season-best eight batters in wins over Alcorn State and Texas A&M-Corpus Christi. Jones picked up the first win of her Razorback career, a 5-3 victory over Iowa, by striking out five Hawkeyes and allowing no earned runs. She made seven appearances during SEC play, including a start at LSU. Off the field, Jones claimed a spot on the 2008 SEC Freshman Academic Honor Roll.

2009: Kim Jones stepped into the Razorbacks' No. 2 spot in the rotation during the 2009 season. She finished the season with an 8-12 record and 4.43 ERA with 87 strikeouts in 137.1 innings pitched. In her first start of the season, she picked up the win against Western Illinois, giving up two runs in six innings. Jones pitched a complete-game shutout with six strikeouts in Arkansas' conference opener against South Carolina. She worked eight innings on two occasions, both during SEC play against Mississippi State and Auburn. In that eight-inning effort against Auburn, she registered a season-high eight strikeouts. Jones had seven outings with at least five strikeouts. She picked up her final win with a complete-game performance against UMKC.

HIGH SCHOOL: Jones held a 0.64 career ERA with a school-record 604 strikeouts at Shawnee Mission Northwest High School. Jones was a three-time all-state selection. During her senior season, Jones struck out 205 batters in 123.2 innings pitched. Jones was an NFCA All-America Scholar Athlete three times. She played for the Kansas City Pride Gold club team.

PERSONAL: Born July 27, 1989, she is the daughter of Chris and Carol Jones. She has a younger brother Keaton and is majoring in marketing.

CAREER STATISTICS

Year	Avg	GP	GS	AB	R	H	2B	3B	HR	RBI	TB	SLG%	BB	HBP	SO	GDP	OB%	SF	SH	SB	ATT	PO	A	E	FLD%
2008	.000	3	3	0	0	0	0	0	0	0	0	.000	0	0	0	0	.000	0	0	0	0	3	13	4	.800
2009	.000	1	1	0	0	0	0	0	0	0	0	.000	0	0	0	0	.000	0	0	0	0	5	30	0	1.000
TOTAL	.000	4	4	0	0	0	0	0	0	0	0	.000	0	0	0	0	.000	0	0	0	0	8	43	4	.927

Year	ERA	W	L	App	GS	CG	SHO	CBO	SV	IP	H	R	ER	BB	SO	2B	3B	HR	BF	B/Avg	WP	HBP	SFA	SHA	BK
2008	2.76	5	3	16	9	0	0	0	0	53.1	55	34	21	25	46	10	0	5	256	.268	3	12	0	1	13
2009	4.43	8	12	31	19	11	3	0	0	137.1	150	105	87	93	87	11	0	15	682	.281	4	30	0	6	19
TOTAL	3.97	13	15	47	28	11	3	0	0	190.2	205	139	108	118	133	21	0	20	938	.278	7	42	0	7	32



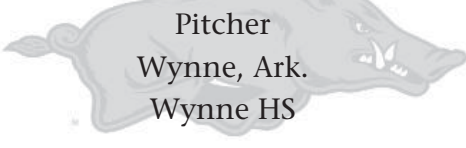
#17 LAYNE MCGUIRT

Junior • 5-7 • R/R

Pitcher

Wynne, Ark.

Wynne HS



2009: Used primarily as a relief pitcher, Layne McGuirt appeared in 16 games during the 2009 season. She also made two starts, against Cleveland State and at No. 1 Florida. She posted a season-high two strikeouts in three appearances, against Southern Miss, No. 19 LSU and No. 6 Alabama. McGuirt totaled 18.2 innings and a 9.75 ERA during the season. Away from the field, she earned a spot on the SEC Spring Academic Honor Roll.

nings pitched, she posted 25 strikeouts and a 3.39 ERA. She entered the game to record an out against Iowa to earn the save in a 5-3 victory. The Wynne, Ark., native had a season-high five strikeouts in game two of a doubleheader against Mississippi State. Off the field, McGuirt was a 2008 Southeastern Conference Freshman Academic Honor Roll selectee.

HIGH SCHOOL: McGuirt joined Arkansas softball from Wynne High School after earning all-state honors three times. She boasted a 0.39 ERA her senior season, struck out 309 and had a .484 batting average. McGuirt fanned 808 batters in her career and led her team to the state semifinals her junior year. She played for the Germantown Lady Red Devils club team which was the 18-and-under Gold AFA Nationals Champions.

PERSONAL: Born Sept. 14, 1989, she is the daughter of Woody and Karen McGuirt. She has a younger sister, Meg, and is majoring in recreation.

2008: McGuirt made 19 appearances in the circle for Arkansas, primarily in relief situations. In 20.2 in-

CAREER STATISTICS

Year	Avg	GP	GS	AB	R	H	2B	3B	HR	RBI	TB	SLG%	BB	HBP	SO	GDP	OB%	SF	SH	SB	ATT	PO	A	E	FLD%
2008	.000	11	8	1	0	0	0	0	0	0	0	.000	0	0	1	0	.000	0	0	0	0	1	7	1	.889
2009	.000	1	1	0	0	0	0	0	0	0	0	.000	0	0	0	0	.000	0	0	0	0	0	2	1	.667
TOTAL	.000	12	9	1	0	0	0	0	0	0	0	.000	0	0	1	0	.000	0	0	0	0	1	9	2	.833

Year	ERA	W	L	App	GS	CG	SHO	CBO	SV	IP	H	R	ER	BB	SO	2B	3B	HR	BF	B/Avg	WP	HBP	SFA	SHA	BK
2008	3.39	0	0	19	3	0	0	0	1	20.2	21	15	10	7	25	2	0	2	92	.253	4	0	0	0	2
2009	9.75	0	1	16	2	0	0	0	0	18.2	32	27	26	21	10	1	0	6	111	.376	2	5	0	0	0
TOTAL	6.41	0	1	35	5	0	0	0	1	39.1	53	42	36	28	35	3	0	8	203	.315	6	5	0	0	2

2010 RAZORBACKS



#8 LINDSEY WELLS

Junior • 5-5 • R/R

Outfielder

Carl Junction, Mo.

Carl Junction HS

country and track and field district championship. She qualified for the state cross country meet as a senior. In the classroom, she was a member of National Honor Society, Science Club, Future Business Leaders of America and Student Council.

PERSONAL: Born May 27, 1989, she is the daughter of Joe and Jill Wells. She has two siblings Whitney and Jared. She is an international business major.

2009: Lindsey Wells saw action in three games as a pinch runner for the Razorbacks. She scored a run against Oklahoma State in Game One of the Border War. Wells also crossed the plate in the team's 6-2 win over Centenary in Sherwood, Ark. In the classroom, she was named to the SEC Spring Academic Honor Roll.

HIGH SCHOOL: As a member of the softball team at Carl Junction High School, Wells was a three-time all-conference and a four-team all-district selection. Wells was also a part of a basketball, cross

CAREER STATISTICS

Year	Avg	GP	GS	AB	R	H	2B	3B	HR	RBI	TB	SLG%	BB	HBP	SO	GDP	OB%	SF	SH	SB	ATT	PO	A	E	FLD%
2009	.000	3	0	0	2	0	0	0	0	0	0	.000	0	0	0	0	.000	0	0	0	0	0	0	0	.000
TOTAL	.000	3	0	0	2	0	0	0	0	0	0	.000	0	0	0	0	.000	0	0	0	0	0	0	0	.000



#29 BRITTANY GRIFFITHS

Sophomore • 5-5 • R/R

Infielder

Plano, Texas

Plano HS

average and tied for the team lead with two triples. Griffiths earned the program's first-ever SEC Freshman of the Week award after helping the team to a 5-1 mark against Mississippi State and Kentucky, going 7-for-17 at the plate with three RBIs and four runs scored. In Game One of the annual Border War, Griffith's hit her first career home run, a three-run shot to center field, to cap the Razorbacks' 8-0 win over Oklahoma State. She added another home run, along with three RBIs, in a win against No. 19 LSU.

2009: Brittany Griffiths capped an outstanding first year with Arkansas by earning a spot on the SEC All-Freshman Team, becoming the third player in program history -- joining Jessica Bachkora and Miranda Dixon -- to garner that recognition. Starting all 56 games at shortstop during her freshman campaign, Griffiths was second on the team with 108 assists, including a season-high six at No. 1 Florida, and helped turn 10 double plays. Primarily called upon for her defensive work early in the season, Griffiths was inserted into the lineup on a full-time basis during the team's run at the FAU/FIU Strike out Cancer Tournament. She finished the season with a .256 batting

HIGH SCHOOL: Griffiths was a four-year letter-winner at Plano Senior High School. As a freshman, she was named newcomer of the year and followed that with second team all-district honors during her sophomore season. As a junior, she was a first team all-district, all-state and NFCA All-Region performer. Her club team, the Texas Glory Gold placed 13th at the ASA Gold Nationals in 2007.

PERSONAL: Born January 10, 1990, she is the daughter of Matt and Courtney Griffiths. She has one younger sister, Alexa. Griffiths is majoring in kinesiology.

CAREER STATISTICS

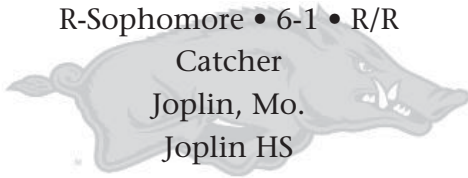
Year	Avg	GP	GS	AB	R	H	2B	3B	HR	RBI	TB	SLG%	BB	HBP	SO	GDP	OB%	SF	SH	SB	ATT	PO	A	E	FLD%
2009	.256	56	56	121	16	31	6	2	2	22	47	.388	9	1	31	0	.313	0	4	0	0	108	108	11	.952
TOTAL	.256	56	56	121	16	31	6	2	2	22	47	.388	9	1	31	0	.313	0	4	0	0	108	108	11	.952

2010 RAZORBACKS



#24 EMILY JONES

R-Sophomore • 6-1 • R/R
Catcher
Joplin, Mo.
Joplin HS



2009: Emily Jones did not appear in any games during the 2009 season.

2008: Jones made an appearance in four games during her freshman season. She grounded out to shortstop to post her first career RBI in Arkansas' 8-1 win over Texas A&M-Corpus Christi in game one of a doubleheader.

HIGH SCHOOL: Jones joined the Razorbacks from Joplin High School where she helped the Eagles to four conference championships and a state quar-

terfinal appearance. Jones holds eight school records in softball. She had 108 hits, 24 doubles, 16 home runs and 91 RBI during her career and had a .488 batting average as a senior. Her club team, the Tulsa Eagles Gold, was the ASA Regional Champion in 2005 and the 2002-03 USSSA State Champion.

PERSONAL: Born Sept. 1, 1988, she is the daughter of Jeffrey and Lori Jones. She is the youngest of six with siblings Derek, Grant, Chris, Zac and Jenny. Jones is majoring in kinesiology.

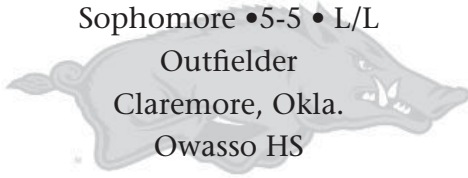
CAREER STATISTICS

Year	Avg	GP	GS	AB	R	H	2B	3B	HR	RBI	TB	SLG%	BB	HBP	SO	GDP	OB%	SF	SH	SB	ATT	PO	A	E	FLD%
2008	.000	4	0	4	0	0	0	0	0	1	0	.000	0	0	3	0	.000	0	0	0	0	0	0	0	.000
2009	DNP																								
TOTAL	.000	4	0	4	0	0	0	0	0	1	0	.000	0	0	3	0	.000	0	0	0	0	0	0	0	.000



#3 TORI MORT

Sophomore • 5-5 • L/L
Outfielder
Claremore, Okla.
Owasso HS



2009: Spending all but two games at the No. 2 spot in the lineup, Tori Mort finished the season with 23 runs scored. In the season opener against Southern Miss, she collected a pair of hits, two sacrifices, an RBI and one run scored. She tied for the team lead with nine sacrifice hits during the season. Mort picked up her lone home run of the season against Ball State, an inside-the-park hit that proved to be the difference as the only run scored in the game. She tied for second on the team with 10 multi-hit games, including a season-high three hits in a midweek matchup against Missouri State. She posted two hits, two RBIs and two runs

scored in the second game of Arkansas' doubleheader against South Carolina, helping the team to a sweep of the conference opener. Against No. 13 Oklahoma, Mort scored the game-tying run in the top of the sixth to spark the five-run inning for the Razorbacks. Away from the field, Mort was named to the SEC Freshman Academic Honor Roll.

HIGH SCHOOL: Mort was a three-year starter and four-year letterwinner at Owasso High School. Her team finished top five in the state during her four years with the Rams. She earned all-conference honors three times and was an all-region and all-state pick during her senior season. She owned a .362 career batting average with 150 hits and just three errors.

PERSONAL: Born July 12, 1990, she is the daughter of Tim and Angela Mort. She has two siblings, Lance and Callie. While at Arkansas, Mort will major in kinesiology.

CAREER STATISTICS

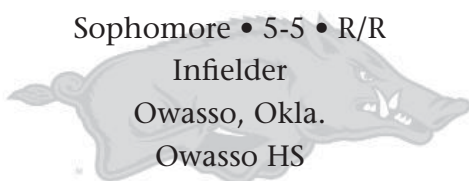
Year	Avg	GP	GS	AB	R	H	2B	3B	HR	RBI	TB	SLG%	BB	HBP	SO	GDP	OB%	SF	SH	SB	ATT	PO	A	E	FLD%
2009	.236	56	55	157	23	37	3	1	1	8	45	.287	18	0	43	0	.314	0	9	5	6	64	3	3	.957
TOTAL	.236	56	55	157	23	37	3	1	1	8	45	.287	18	0	43	0	.314	0	9	5	6	64	3	3	.957

2010 RAZORBACKS



#14 JESSICA ROBISON

Sophomore • 5-5 • R/R
 Infielder
 Owasso, Okla.
 Owasso HS



2009: Robison appeared in 18 games with three starts in her first season. Against Wisconsin-Green Bay, Robison knocked a three-run shot to center field to end the Razorbacks' 8-0 win during the Metrodome Classic. Her second home run of the season also came in dramatic fashion, a grand slam against Oklahoma State in the top of the fifth to complete Arkansas' rally to tie the score after trailing 6-0. Later in the season, Robison scored another run against Oklahoma State during the Border War. She was also successful in the classroom by earning a spot on the SEC Freshman Academic Honor Roll.

HIGH SCHOOL: At Owasso High School, Robison set several school records including most hits (165), most doubles (47), most home runs (16), most RBI (115) and highest career batting average (.431). A four-year starter, she was an all-metro and all-conference selection three times. During her senior year, she also earned all-region and all-state honors.

PERSONAL: Born April 18, 1990, she is the daughter of Robert and Marlene Robison. Her father played baseball at the University of Oklahoma and her older sister, Brittany, is a member of the Razorback softball team. Robison is majoring in kinesiology.

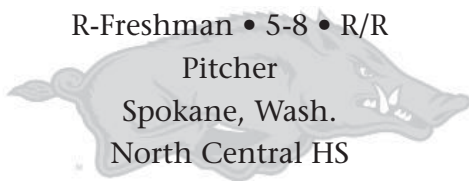
CAREER STATISTICS

Year	Avg	GP	GS	AB	R	H	2B	3B	HR	RBI	TB	SLG%	BB	HBP	SO	GDP	OB%	SF	SH	SB	ATT	PO	A	E	FLD%
2009	.200	18	3	20	4	4	0	0	2	7	10	.500	1	1	9	0	.273	0	0	0	0	0	2	0	1.000
TOTAL	.200	18	3	20	4	4	0	0	2	7	10	.500	1	1	9	0	.273	0	0	0	0	0	2	0	1.000



#10 KELSIE VALLIES

R-Freshman • 5-8 • R/R
 Pitcher
 Spokane, Wash.
 North Central HS



2009: Before suffering a season-ending injury, Kelsie Vallies made four starts during the first two weeks of the season. In her first appearance, she worked 4.1 innings and struck out five en route to her first career victory, a 6-2 win over Samford. She improved to 2-0 after a four-inning appearance at Minnesota. Vallies finished the season with 9.2 innings pitched and a 6.52 ERA.

HIGH SCHOOL: Vallies was an all-state pitcher for North Central High School in Spokane, Wash. During her prep career, she struck out 820 batters and had a .400 batting average with six home runs and 34 RBI as a senior. She earned team MVP honors and was a three-time all-league selection. Her club team, the Washington Ladyhawks Gold, took ninth place at the 2007 ASA Gold Nationals.

PERSONAL: Born July 26, 1990, she is the daughter of Bill and June Vallies. She has a younger sibling, Adriene, and her father played baseball at Whitworth College. Vallies is majoring in business.

2008: Vallies redshirted during the 2008 season.

CAREER STATISTICS

Year	ERA	W	L	App	GS	CG	SHO	CBO	SV	IP	H	R	ER	BB	SO	2B	3B	HR	BF	B/Avg	WP	HBP	SFA	SHA	BK
2008	Redshirt																								
2009	.000	1	1	0	0	0	0	0	0	0	0	.000	0	0	0	0	.000	0	0	0	0	0	1	0	1.000
TOTAL	.000	1	1	0	0	0	0	0	0	0	0	.000	0	0	0	0	.000	0	0	0	0	0	1	0	1.000
2008	Redshirt																								
2009	6.52	2	2	4	4	0	0	0	0	9.2	9	10	9	16	9	1	0	0	55	.237	4	0	0	0	1
TOTAL	6.52	2	2	4	4	0	0	0	0	9.2	9	10	9	16	9	1	0	0	55	.237	4	0	0	0	1

2010 RAZORBACKS NEWCOMERS



#34 COURTNEY BREAUT

Freshman • 5-9 • R/R
Infielder
Roseville, Calif.
Memorial HS

HIGH SCHOOL: Courtney Breault joins the Arkansas softball team after an impressive career at Woodcreek High School. During her freshman year, she helped Woodcreek to a No. 13 national high school ranking. Breault is a two-time selection to the Sierra Foothill All-League first team and was named to the *Press Tribune* all-area team as a sophomore. That same year, Woodcreek won the Sierra Foothill League championship and finished third in the Sac-Joaquin section. Her junior year,

she lead her team to a runner-up finish in Sac Joaquin Section Division II, ranked second in California for all of Division II. She was a captain her final two seasons. She also was a three-year letterwinner in basketball.

PERSONAL: Born Nov. 12, 1991, she is the daughter of Kevin and Julie Breault. She has a younger brother, Connor, and chose Arkansas because she loved the school and the atmosphere. Breault plans to study business and pursue a career in a sports-related field. During high school, she was an American Cancer Society volunteer and she participated in Think Pink, an NCAA basketball event. She also graduated in the top 15 percent of her class and won an academic merit award in 2007.



#28 STEPHANIE BREWER

Freshman • 5-6 • R/R
Infielder
Broken Arrow, Okla.
Broken Arrow HS

HIGH SCHOOL: Stephanie Brewer was a four-year starter and a four-year letterwinner at Broken Arrow High School. She capped her high school career by helping Broken Arrow capture the 2008 Oklahoma 6A State Championship. She belted a home run in the championship game. It was the second state championship for Brewer after the Tigers also claimed the 2006 title. Along with being a two-time

all-conference selection, Brewer was a 2008 all-state and all-region first team member. This season she batted .392, knocked in 27 runs, had three triples, 14 doubles and four home runs. At first base, Brewer posted a .988 fielding percentage. She helped Broken Arrow set four single seasonhigh school records: most wins, most consecutive wins, most doubles and most home runs in one season.

PERSONAL: Born May 2, 1991, she is the only daughter of Steve and Kellie Brewer. A native of Tulsa, Okla., Brewer chose to play at Arkansas because it was an excellent career choice and she liked the campus. She plans to study kinesiology and pursue a career in physical therapy after college. In high school, she was a member of the National Honor Society along with DECA and student council.



#5 MORGAN CLARK

Freshman • 5-9 • R/R
Catcher
Farmington, Ark.
Farmington, HS

HIGH SCHOOL: Morgan Clark joins the Arkansas softball team after starting for three years at Farmington High School. She is a three-time selection to the all-conference first team and earned a conference catching award as a senior. Clark helped the Cardinals win conference championships, in her sophomore and senior seasons, along with advancing to the state semifinal game.

PERSONAL: Born May 5, 1991, she is the only daughter of Ricky and Stella Clark. She chose Arkansas because she thinks it is a great school and because it was close to home. Clark plans to study math and pursue a career as a high school math teacher and coach. Her life's ambition is the make the same impact on kid's lives as my high school coaches had on hers. During high school, she was involved with national honors society, FFA and student council.

2010 RAZORBACKS NEWCOMERS



#31 CHELSEA COHEN

Freshman • 5-5 • R/R
Outfielder
Carl Junction, Mo.
Carl Junction HS

HIGH SCHOOL: Chelsea Cohen joined the Arkansas softball team after earning all-state honors three times. In her first high school start for the Reed High School Raiders, she threw a nine-inning no-hitter and struck out 15 batters in a 1-0 win. She finished her freshman year with a 1.56 ERA and 120 strikeouts in 99 innings pitched. As a sophomore, she carried a 1.87 ERA and threw seven shutouts while striking out 165. She helped her team to a runner-up finish at the Oklahoma 4A State Championships in her junior year. Cohen was also a four-year letterwinner in volleyball.

PERSONAL: Born May 25, 1991, she is the daughter of Todd and Heidi Cohen. She has two older brothers, Cody and Calder. She chose Arkansas because she loved the school and the people. Cohen will major in interior design. In high school, she was involved with student council and the Reed mentoring program.



#6 HOPE McLEMORE

Freshman • 5-6 • R/R
Pitcher
Ringling, Okla.
Ringling HS

HIGH SCHOOL: Hope McLemore was a vital piece of the Ringling High School run to the 2008 Oklahoma 2A state championship. In the title game, she had a 16-strikeout, shutout performance in the circle and scored the only run of the game. McLemore was selected a member of the all-state team. Following her senior season, McLemore was honored with the Ferguson Jenkins Award, which is given to the top five baseball and softball players in the state of Oklahoma. During her prep career, she was a three-time All-Area Pitcher of the Year and a four-time member of the All-Area All-Star Team. McLemore compiled a career 115-24 record with a 0.45 ERA and 1,500 strikeouts. She also lettered in basketball and cheerleading.

PERSONAL: Born Nov. 20, 1990, she is the daughter of Terry and Elizabeth McLemore. She has an older brother, Terel, and chose Arkansas because of the beautiful campus, the coaching staff and the academic opportunities. She excelled in academics in high school and was named a National AP Scholar and was FFA president along with Student Council vice-president. McLemore is a pre-med major who plans to pursue medical school.



#30 AMANDA SUMMERFORD

Freshman • 5-10 • R/R
Outfielder
Fayetteville, Ark.
Fayetteville HS

HIGH SCHOOL: Amanda Summerford is a pitcher from Fayetteville High School that helped lead the Bulldogs to the 7A West Conference championship and a runner-up finish at the 2008 Arkansas 7A State Tournament. Summerford also was named to the 2008 Louisville Slugger/NFCA High School All-South Central second team. As a sophomore, Summerford was the Arkansas Gatorade Player of the Year after leading Fayetteville to the 2007 Arkansas 7A state championship, the second state title of her career; the Bulldogs were the 2006 Arkansas 5A state champions. She is a two-time all-state honoree and twice has been named to the all-conference first team.

PERSONAL: Born June 17, 1991, she is the daughter of Joe and Lisa Summerford. She has an older brother, Josh, and she chose Arkansas because it was near home and she always had dreams of playing in the SEC. Summerford is majoring in kinesiology and plans to attend graduate school to become a pediatric physical therapist.



#15 BREA VAN DE POL

Freshman • 5-8 • R/R
Infielder
Ankeny, Iowa
Ankeny HS

HIGH SCHOOL: Brea Van De Pol joins the Arkansas softball team after being a four-year starter at Ankeny HS. She earned All-Conference second team honors as a senior along with being named to the Iowa Girls Coaches Association's Class Four third team. She was a member of the Hawks team that finished second in its conference in 2009. Van De Pol also lettered in basketball, track and volleyball at Ankeny.

PERSONAL: Born March 23, 1991, she is the daughter of Bret and Tracy Van De Pol. She has two younger brothers, Tabor and Brady. She chose Arkansas because it is a great program and she enjoyed the people on the team. Van De Pol plans to study kinesiology/applied exercise science and attend chiropractic school upon completion of college. Her life's ambition is to be a chiropractor. During high school, she was involved with Friends of Rachel and was on the honor roll.

COACHING STAFF



HEAD COACH

MIKE LARABEE • FIRST SEASON

Mike Larabee will begin his first season as the head coach of the University of Arkansas softball team after being named the third head coach in program history on June 25, 2009. Before coming to Fayetteville, Larabee served as the head coach of the Wright State program in Dayton, Ohio, for the past five seasons.

"I am appreciative of the opportunity Jeff Long and the University of Arkansas has given me to lead the Razorback softball program," Larabee said. "The University of Arkansas is a place where our coaching staff will work hard teaching and coaching the game while recruiting quality student-athletes. I couldn't ask for a better opportunity than to coach in the Southeastern Conference at an outstanding institution known for its academic and athletic excellence."

Larabee most recently finished his fifth season at Wright State in Dayton, Ohio, where his teams ranked among the nation's top 15 in batting average each of the last two years. He won 92 games in the past three seasons with the Horizon League tournament championships and NCAA Tournament bids in 2007 and 2008. In addition to his collegiate coaching experience, Larabee is a two-time member of the United States National Softball Team coaching pool and was a two-time all-world selection during this playing career.

"At Arkansas we have all the ingredients for a nationally competitive program," Larabee said. "Bogle Park is one of the best, if not the best, stadiums in the country. Our facilities will be a great draw in recruiting. When the job first came open, I did some research because I wanted it to be a good fit not only for me but for my family. After looking at the University of Arkansas and Northwest Arkansas, I felt like this was a great opportunity for all of us."

Larabee led Wright State to 34 wins in 2009, second-most in school history, while the 16-8 conference record also gave the Raiders the most league victories in school history. The 33-26 record in 2008 was the first winning record for WSU since 2001, and the NCAA Tournament appearances in '07 and '08 were just the second and third in school history.

During his five-year run with the Raiders, Larabee compiled a 114-147 overall record, a 49-51 mark in Horizon League play and a 12-6 record in the conference tournament. In the past two seasons, Wright State was 29-15 in league play.

The 2008 club won the Horizon League Tournament with wins over Loyola, Illinois-Chicago and two over regular-season champion Cleveland State to advance to an NCAA Regional in Ann Arbor, Mich., where the Raiders fell to Michigan and Kent State. Larabee was named Wright State's Coach of the Year following the 2008 campaign.

The 2007 club was 25-35 overall, but won the conference tournament as the No. 7 seed with wins over Cleveland State, Butler, Illinois-Chicago and Cleveland State again. Wright State fell to Northwestern and Notre Dame in the NCAA Tournament in Evanston, Ill.

With a 2-2 mark in the 2009 Horizon League Tournament, Larabee led his team to a 10-2 record in conference tournament play during the past three seasons.

Other 2009 highlights include six student-athletes earning All-Horizon League honors, a school record for team fielding percentage (.965), three individual single-season records and six individual career records. The Raiders were No. 15 in the nation with a .309 batting average, No. 35 with 5.15 runs scored per game and No. 37 with a .445 slugging percentage.

Larabee's 2008 squad set 11 school records, including 67 home runs, which shattered the previous mark of 25 in 1999. WSU was No. 5 in the nation with 0.36 triples per game, No. 10 with a .315 batting average and a .510 slugging percentage, No. 12 with 5.85 runs and 1.14 home runs per game, and No. 23 with 1.46 doubles per game.

A former member of the U.S. National Men's Fastpitch Team in 1996 and 2000, Larabee was named to the USA Women's National Team Coaching Pool for the 2005-08 and 2009-12 Olympic Quadrenniums. As a result, he was part of the selection camp committee which chose participants for the Pan American Qualifying Team. That team competed in Guatemala in 2005 and qualified for the 2006 World Championships in Beijing, China, and the 2007 Pan American Games in Rio de Janeiro, Brazil. In summer 2006, he was part of the coaching staff of the World University Games in Taiwan and helped the United States win the gold medal.

This past year, he was selected as a clinician for the NCAA Youth Education Through Sports (YES) clinic during the 2009 Women's College World Series in Oklahoma City.

Larabee was an assistant at the University of Illinois for three years (2002-04) prior to going to Wright State. In 2003, Illinois earned an NCAA Tournament bid for the first time. In 2004, Illinois ended the year ranked No. 17 in the USA Today/National Fastpitch Coaches Association poll, was the No. 2 seed in the NCAA Waco Regional and came within one victory of advancing to the Women's College World Series.

From 1998-2001, he was head softball coach, and assistant football (1997-2000) and wrestling coach (1999-2000), at Kentlake High School in Kent, Wash. He also taught advanced weight training and speed development. He was named Class 4A softball coach of the year in 2001 after Kentlake finished second in the state. His 1998 team was fifth, while the 2000 team placed fourth.

In 1996 and 1997, he was softball coach and assistant football coach at Kentridge High School



Arkansas Razorbacks

COACHING STAFF

in Kent.

In six years as a head coach on the prep level, Larabee's teams were 145-25, with an 88-6 mark in the South Puget Sound League (SPSL), and he was named Seattle-Tacoma All-Area Coach of the Year in 1996 and 1999.

He won six consecutive SPSL North League titles (1996-2001) and his 2001 squad had the highest team grade point average in the state.

Larabee also worked one year as a pitching and outfield coach for the University of Puget Sound baseball team (1992). Other coaching experience includes participating in the Diamond Basics Softball Clinics (1994-2001) in Kent, Wash., and working as assistant baseball coach at Kent Meridian High School (1994-95).

In addition to playing on the U.S. National Men's Fastpitch Team, he also participated in the 1999 Pan American Games National Team Festival. A three-time American Softball Association All-American (1992, 1995, 1997), he played in the U.S. Olympic Sports Festival four times and was named to the ISC All-World Team twice (1990, 1997).

He played baseball at MiraCosta and Green River community colleges, and at Washington State University, where he earned his bachelor's degree in physical education in 1986. He earned his master's in exercise science from WSU in 1988. While working on his master's, he was an assistant baseball coach at WSU, working with the outfielders.

Larabee and his wife Dawn have a daughter, Michaela, and a son, John.

The Larabee File

Name: Mike Larabee

Degree: Washington State, 1986

Playing Career: U.S. National Men's Fastpitch Team, 1991 Pan American Games National Team Festival, U.S. Olympic Sports Festival

Prior to the Razorbacks

Wright State

Head Coach, 2005-09

University of Illinois

Assistant Coach, 2002-04

Kentlake High School

Softball, Football, Wrestling Coach, 1996-2001

University of Puget Sound

Pitching and Outfielders Coach, 1992



COACHING STAFF

ASSISTANT COACH

SUE CARPENTER • FIRST SEASON



Sue Carpenter begins her first season as an assistant coach of the Razorback softball team. Prior to coming to Arkansas, she was an assistant under head coach Mike Larabee during the previous three seasons at Wright State where she worked with infielders and coordinated camps, recruiting and scouting. Carpenter will assume those same duties in Fayetteville.

During her three years at Wright State, the Raiders made two NCAA Tournament appearances and won back-to-back Horizon League Tournament titles in 2007 and 2008. Carpenter's work with the infielders was put on display when Bridget Henry earned the All-Tournament Defensive Award at first base during the Raiders' 2008 run to the conference tournament title. She also helped guide Jherica Williams to the program's first Horizon League Player of the Year award, also in 2008. Wright State went on to win 34 games, the second-most in program history, and record a .974 fielding percentage against conference opponents in 2009.

Carpenter served as the head coach at Cedarville University for seven seasons (2000-06) prior to joining the Wright State staff. She led the Lady Jacket

softball team to four appearances in the National Christian College Athletic Association (NCCAA) Tournament and three appearances in the National Association of Intercollegiate Athletics (NAIA) Region IX Tournament. In 2000, Cedarville were the NCCAA Midwest Region champions.

Coaching at her alma mater, Carpenter was a three-year letterwinner (1984-86) during her collegiate playing career. She was a member of the program's inaugural fast-pitch team in 1985 and was an All-Western Buckeye Collegiate Conference and All-NAIA District 22 shortstop during the 1986 season.

She began her coaching career as an assistant at Cedarville (1987-89) and later spent five years on the coaching staff at Colville High School in Washington.

Carpenter and her husband Kevin have two sons, Nick and Josh.



Carpenter (left) begins her first season as an assistant coach for the Arkansas Razorbacks. She has worked with Coach Larabee the previous three seasons at Wright State. Carpenter began her coaching career at her alma mater Cedarville University, where she was the head coach for seven seasons. Carpenter also brings valuable experience as a former player.

COACHING STAFF



ASSISTANT COACH

KYLE JAMIESON • FIRST SEASON

Kyle Jamieson begins his first season as pitching coach at the University of Arkansas after being introduced on September 24, 2009. Jamieson spent the previous three seasons as the associate head coach at Syracuse University.

Regarded as one of the nation's premiere pitching coaches, Jamieson's coaching made an immediate impact during his initial season at Syracuse. Inheriting a staff with a 4.88 ERA from the season before, Jamieson guided his pitching staff to a 3.35 ERA during his first year. During his tenure, Jamieson cut Syracuse's team ERA in half as the staff finished the 2009 season with a 2.42 ERA.

Under Jamieson's watch, Syracuse pitcher Jenna Cairra was named the 2009 Big East Rookie of the Year and a member of the all-conference third team. Cairra finished her freshman season with a 16-11 record, 2.33 ERA and 192 strikeouts in 186.1 innings. She also posted 16 complete games, six shutouts, two no-hitters and held opponents to a .216 batting average.

Prior to his stint at Syracuse, Jamieson was an assistant coach at Bowling Green where the Falcons led the Mid-American Athletic Conference (MAC) in team ERA in each of his three seasons there. In his first two seasons at BGSU, Jamieson coached the MAC Tournament MVP and MAC Pitcher of the Year. In his final season, the 2006 MAC Freshman of the Year came from the Bowling Green pitching staff.

Jamieson's playing and coaching background has taken him all around the world. He helped pitched the Canadian National Team to a world championships in New Zealand in 1993 and was a member and pitching coach of the Danish National Fastpitch Championship club team in 2001.

A native of Stittsville, Ontario, Jamieson earned bachelor's degrees from Brock University (1997) and Nipissing University (1998) in physical education and education.



VOLUNTEER ASSISTANT COACH

JOHN SISEMORE • FIRST SEASON

John Sisemore begins his first season as a volunteer assistant coach at the University of Arkansas after being introduced on September 24, 2009.

"I consider it an honor and privilege to be able to work with head coach Mike Larabee and his great staff," Sisemore said. "I am looking forward to helping with the other assistants in building a program that Arkansas can be proud of."

Sisemore enters the program with various coaching credentials and experiences. An assistant at Farmington High School, Sisemore has also served as the coach of 12U and 14U traveling teams and as a hitting instructor for several levels of competition. Over the past three seasons his Northwest Arkansas teams have posted a 94-22 record.

This year, his 12U team went 34-8 overall and was runner-up at the ASA state championships. Sisemore prides himself on great hitting fundamentals in the short game as well as power hitting. His team hit .394 as a team in the state tournament while averaging over eight runs per game and only giving up two per game.

"Coach Sisemore is involved with all areas of coaching in our program," Larabee said. "His passion and enthusiasm for the game of softball is tremendous. He is a student of the game and it was evident right from the get-go that he would be a great addition to our staff. His familiarity with the Northwest Arkansas area is also a huge bonus."

A recipient of the Northwest Arkansas Business Entrepreneur Award, Sisemore has been a figure in the business community; starting and owned over seven corporations in the past several years in the area ranging from gas and oil retail companies, restaurant, commercial and residential development, worldwide freight transport, commercial construction, and commercial cattle ranching.

"I associate success in softball to the same in business," Sisemore said. "If you to surround yourself with hard working determined individuals, who are willing to give one hundred and ten percent, the results will always be positive."

Sisemore is currently enrolled at the University of Arkansas where he is working toward a bachelor's of science degree in kinesiology with a concentration in exercise science.

Sisemore and his wife Lori have three daughters, Oakley, Saylor and Siana.

SUPPORT STAFF



DAYNA HUCKABEE
MANAGER • SECOND SEASON

Dayna Huckabee is in her second year as a manager for the Razorback softball team.

Huckabee was a four-year letterwinner (2005-08) for the Arkansas softball team and was a member of the 2008 squad that advanced to NCAA Tournament play in the Norman Regional. She finished her playing career with the most triples (12) and tied for the most home runs (20) in program history. Huckabee is also second on the all-time list with 105 RBI. She co-owns the third highest slugging percentage in school history (.408).

Born Nov. 23, 1985, the Texarkana, Ark., native is the daughter of Jerry and Vicki Huckabee. She has an older brother, Matthew. Huckabee's father, Jerry, played baseball at Carl Albert Junior College and Southeastern Oklahoma State University. Huckabee earned her bachelor's degree in kinesiology and is currently working on a master's degree in exercise science.



HANNAH CICIONI
MANAGER • FIRST SEASON

Hannah Cicioni is in her first year as a manager for the Razorback softball team.

Cicioni was a member of the Arkansas softball team from 2007-09.

In high school, Cicioni earned all-state honors in both her junior and senior years. She was a two-time MVP for Rogers High School and was the school's first-ever Division I softball signee. Cicioni was selected as an all-star her junior year and held the highest batting average on her team. As a senior, Cicioni had a .388 batting average and a .483 on-base percentage.

Born Jan. 11, 1988, she is the daughter of Roy Knapp and Pamela Cicioni. She is majoring in kinesiology.



DAWN DIDIER
ATHLETIC TRAINER

Dawn Didier is in the midst of her sixth year as a full-time member of Arkansas' athletic training staff. She moves from an assistant football athletic trainer position to the primary athletic trainer for both the soccer and softball teams.

As assistant athletic trainer, the Baton Rouge, La., native is responsible for the prevention, treatment and rehabilitation of UA's student-athletes. She also assists in the day-to-day operations of the athletic training room, coordination of the athletic training graduate assistant and students for her sports.

In addition, Didier serves as an ACI and the liaison between the athletic training room and the entry-level master's athletic training education program. She worked two years as an intern for Dean Weber before becoming full-time on May 1, 2004.

At Robert E. Lee High School, Didier was valedictorian and lettered in volleyball, basketball and softball. She continued her collegiate basketball career at the University of Louisiana-Lafayette before transferring to LSU in 1996 and pursuing athletic training in 1998.

Didier graduated from LSU with her bachelor's degree in kinesiology in 2000 and earned her master's degree in kinesiology in 2002.



MELISSA ANDERSON
MEDIA RELATIONS INTERN

Melissa Anderson is in her first year as an intern in the media relations office at the University of Arkansas. She joined the staff in September 2009.


Anderson serves as the primary contact for the Razorback swimming and diving and softball teams. She also assists with the other 17 University sport programs.

Before her arrival in Fayetteville, Anderson served as a graduate assistant with the men's sports information office at the University of Tennessee. Prior to her assistantship, she worked in the office as a student assistant for two-and-a-half years.

After serving as the contact for the Tennessee men's golf team for three seasons, Anderson was the primary contact for the baseball team during the 2009 season. Additionally, she assisted with game-day preparations for football, men's basketball, and tennis.

Anderson is a St. Louis native and a member of the College Sports Information Directors of America (CoSIDA). She earned her bachelor's degree in sport management from Tennessee in 2007 and graduated with her master's degree in journalism from Tennessee in 2009.

2009 SEASON REVIEW



**THE ARKANSAS RAZORBACKS DEDICATED
THEIR HOME NEW, BOGLE PARK, SUNDAY,
APRIL 11, 2009 AGAINST THE LSU TIGERS**

2009 REVIEW

The Arkansas Razorback softball team experienced a lot of firsts during the 2009 campaign beginning with the opening of its new facility Bogle Park. The most recently facility on the University of Arkansas campus, the 1,200-seat stadium features outfield seating for fans, an indoor practice/hitting facility and a suite level with press box. Along with posting some of the top team and individual numbers in school history, the Razorbacks collected 27 wins and made their first back-to-back appearances in the NCAA tournament in program history.

All season long the Razorbacks were powered by their offense that challenged many school records set the previous season. Arkansas finished the year with a .260 batting average (third), a .416 slugging percentage (second), 48 home runs (second) and 214 RBIs (second), which all ranked in the top five in program history.

Catcher Whitney Cloer turned in a stellar senior season, leading the team in batting average (.335), hits (54), doubles (16) and total bases (101). Her batting average of .335 is the third highest in program history and saw a nearly 50 point improvement over her batting average during the 2008 season. The senior's 16 doubles were tied for sixth in the conference. Cloer was also named to the 2009 SEC Community Service Team for her efforts away from the playing field.

The 2009 season also saw the career of infielder Kayla Johnson come to a close. She finished her four years at Arkansas as the all-time runs leader with 124. Johnson recorded 32 in 2009, tied for tops on the team with outfielder Jessica Bachkora. Bachkora ranks third all-time in runs and could pass Johnson during the 2010 season. Johnson ranked among the top 10 all-time in several statistical categories including slugging percentage (.390), games played (236), at-bats (666), hits (172), doubles (31), home runs (17), RBIs (98), total bases (260) and walks (56).

The 2009 season saw the emergence of freshman Britany Griffiths who made school history when she became the first Arkansas player to win SEC Freshman of the Week. A stellar defensive shortstop who also added a .256 batting average with 31 hits and 22 RBIs in 56 games, Griffiths was the third Razorback softball player to be named

to the SEC All-Freshman Team. She joins Miranda Dixon and Jessica Bachkora who earned the honor in 2007.

Dixon also continued to put up solid numbers in the 2009 season. The junior finished the season with team highs in home runs (11) and RBIs (40) which both ranked as the third highest total for a season in program history. With those numbers, Dixon became the first player in Arkansas history with at least 10 home runs in back-to-back seasons and at least 40 RBIs in back-to-back seasons. Dixon also earned her second SEC Pitcher of the Week honor of the season and at the completion of the season repeated as an honoree on the 2009 Louisville Slugger/NFCA Division I All-South Region first team.

The Razorbacks also made their first appearance in the Southeastern Conference tournament since 2006. Arkansas got off to a fast start in conference play, winning its first five games. That marked the first time the Razorbacks kicked off conference play 5-0. The Hogs started things off with a doubleheader sweep of South Carolina in Fayetteville followed by a three-game sweep of Mississippi State in Starkville, Miss. The Razorbacks also picked up a series victory over Kentucky in the first half of the conference-play portion of the schedule. The remaining seven conference opponents were tougher as Arkansas finished with a 10-16 record in SEC play.

After reaching the SEC tournament, the Razorbacks earned a No.2 seed in the Norman Regional of the NCAA tournament, the program's fourth appearance in the national tournament. Against Tulsa in game one, the Razorbacks suffered a 6-0 defeat. In game two, Arkansas faced Oklahoma, who they had defeated 11-9 in Norman earlier in the season when they were the No.11 ranked team in the country. The victory in Norman was the first in Arkansas history. The Sooners were too much to handle in the tournament though as the 2009 season came to a close with a tough 21-2 loss.

Away from the playing field, the Razorbacks collected honors as well. Juniors Jessica Bachkora and Miranda Dixon were each named to the *ESPN the Magazine* Academic All-District first team. The honor was the second first team for Dixon and the first for Bachkora who was named to the second team in 2008.



The Razorbacks capped their 2009 season with a second-straight appearance in the NCAA Tournament (Norman Regional). The back-to-back NCAA Tournament selections were the first in program history. Arkansas also made its first appearance in the Southeastern Conference Tournament since 2006 after starting conference play 5-0 for the first time in school history.

2009 GAME-BY-GAME

Game date	Opposing team	Score	r-h-e	r-h-e	Inns	Overall	SEC	Pitcher of record	Attend	Time
Feb 06, 2009	at Southern Miss	W 5-3	5-10-0	3-4-5	7	1-0-0	0-0-0	M. Dixon (W 1-0)	150	2:18
Feb 07, 2009	vs Western Kentucky	W 7-4	7-11-2	4-12-2	7	2-0-0	0-0-0	M. Dixon (W 2-0)	409	2:02
Feb 07, 2009	at Southern Miss	7-9 L	7-9-2	9-12-5	7	2-1-0	0-0-0	Hulsey (L 0-1)	668	2:46
Feb 08, 2009	vs Samford	W 6-2	6-7-1	2-2-1	7	3-1-0	0-0-0	Vallies (W 1-0)	388	
Feb 13, 2009	vs Drake	5-6 L	5-10-0	6-8-0	7	3-2-0	0-0-0	M. Dixon (L 2-1)	71	2:27
Feb 14, 2009	at Minnesota	W 3-2	3-4-0	2-7-0	7	4-2-0	0-0-0	Vallies (W 2-0)	806	2:01
Feb 14, 2009	vs Western Illinois	W 5-3	5-6-0	3-7-3	7	5-2-0	0-0-0	K. Jones (W 1-0)	117	1:51
Feb 15, 2009	vs Northern Iowa	0-7 L	0-2-0	7-8-0	7	5-3-0	0-0-0	Vallies (L 2-1)	61	1:45
Feb 15, 2009	vs Wisconsin-Green Bay	W 8-0	8-8-1	0-2-0	5	6-3-0	0-0-0	M. Dixon (W 3-1)	116	1:18
Feb 20, 2009	vs FIU	1-10 L	1-3-5	10-11-0	6	6-4-0	0-0-0	M. Dixon (L 3-2)	237	1:56
Feb 20, 2009	at Florida Atlantic	1-2 L	1-5-1	2-3-1	7	6-5-0	0-0-0	K. Jones (L 1-1)	237	1:38
Feb 21, 2009	vs MISSOURI	0-8 L	0-2-2	8-9-0	6	6-6-0	0-0-0	K. Jones (L 1-2)	342	1:38
Feb 21, 2009	at Florida Atlantic	0-8 L	0-0-1	8-11-1	5	6-7-0	0-0-0	Vallies (L 2-2)	342	1:34
Feb 22, 2009	vs Fordham	W 7-3	7-8-2	3-7-4	(9)	7-7-0	0-0-0	M. Dixon (W 4-2)	113	2:21
Feb 27, 2009	BRADLEY	W 0-5	10-8-2	5-8-2	7	8-7-0	0-0-0	M. Dixon (W 5-2)	465	2:44
Feb 27, 2009	BALL STATE	W 1-0	1-3-0	0-6-2	6	9-7-0	0-0-0	K. Jones (W 2-2)	510	1:35
Mar 06, 2009	vs Drake	W 6-3	6-8-1	3-3-2	7	10-7-0	0-0-0	K. Jones (W 3-2)	0	1:40
Mar 07, 2009	vs Cleveland State	W 3-1	3-7-1	1-7-0	7	11-7-0	0-0-0	M. Dixon (W 6-2)	223	1:19
Mar 07, 2009	vs Northern Colorado	2-6 L	2-4-5	6-7-1	7	11-8-0	0-0-0	K. Jones (L 3-3)	223	2:13
Mar 08, 2009	at Oklahoma State	6-7 L	6-9-0	7-11-0	7	11-9-0	0-0-0	K. Jones (L 3-4)	200	2:20
*Mar 11, 2009	SOUTH CAROLINA	W 4-0	4-10-0	0-4-0	7	12-9-0	1-0-0	K. Jones (W 4-4)	388	1:50
*Mar 11, 2009	SOUTH CAROLINA	W 7-0	7-11-1	0-3-1	7	13-9-0	2-0-0	M. Dixon (W 7-2)	388	1:34
*Mar 17, 2009	at Mississippi State	W 8-3	8-9-2	3-5-1	(8)	14-9-0	3-0-0	K. Jones (W 5-4)	-	2:04
*Mar 17, 2009	at Mississippi State	W 5-1	5-10-1	1-7-0	7	15-9-0	4-0-0	M. Dixon (W 8-2)	305	1:42
*Mar 18, 2009	at Mississippi State	W 3-2	3-9-1	2-6-1	7	16-9-0	5-0-0	M. Dixon (W 9-2)	275	1:37
*Mar 21, 2009	KENTUCKY	4-11 L	4-6-4	11-10-1	7	16-10-0	5-1-0	K. Jones (L 5-5)	-	2:42
*Mar 21, 2009	KENTUCKY	W 8-5	8-10-2	5-8-2	7	17-10-0	6-1-0	M. Dixon (W 10-2)	672	1:51
*Mar 22, 2009	KENTUCKY	W 4-3	4-3-1	3-7-1	7	18-10-0	7-1-0	M. Dixon (W 11-2)	531	1:55
*Mar 25, 2009	at #9 Tennessee	0-9 L	0-3-2	9-9-1	5	18-11-0	7-2-0	M. Dixon (L 11-3)	471	1:36
*Mar 28, 2009	at Ole Miss	4-5 L	4-10-0	5-7-1	7	18-12-0	7-3-0	K. Jones (L 5-6)	168	1:59
*Mar 28, 2009	at Ole Miss	2-3 L	2-6-1	3-6-0	7	18-13-0	7-4-0	M. Dixon (L 11-4)	168	1:48
*Mar 29, 2009	at Ole Miss	W 6-0	6-9-0	0-5-3	7	19-13-0	8-4-0	M. Dixon (W 12-4)	171	1:58
Apr 01, 2009	vs Oklahoma State	W 8-0	8-8-0	0-3-0	5	20-13-0	8-4-0	K. Jones (W 3-2)	0	1:19
Apr 01, 2009	at Tulsa	W 9-5	9-9-0	5-7-1	7	21-13-0	8-4-0	M. Dixon (W 13-4)	0	2:04
*Apr 04, 2009	AUBURN	3-4 L	3-5-0	4-9-0	(8)	21-14-0	8-5-0	K. Jones (L 6-7)	636	2:19
*Apr 04, 2009	AUBURN	W 4-2	4-5-1	2-5-1	7	22-14-0	9-5-0	M. Dixon (W 14-4)	636	2:00
*Apr 05, 2009	AUBURN	4-5 L	4-7-0	5-10-2	7	22-15-0	9-6-0	K. Jones (L 6-8)	378	2:25
Apr 08, 2009	at #13 Oklahoma	W 11-9	11-11-0	9-10-0	7	23-15-0	9-6-0	K. Jones (W 7-8)	813	2:45
*Apr 10, 2009	LSU	W 8-7	8-10-2	7-12-1	7	24-15-0	10-6-0	M. Dixon (W 15-4)	-	2:38
*Apr 10, 2009	LSU	4-10 L	4-8-3	10-11-2	7	24-16-0	10-7-0	M. Dixon (L 15-5)	477	2:29
*Apr 11, 2009	LSU	4-7 L	4-3-2	7-12-0	7	24-17-0	10-8-0	M. Dixon (L 15-6)	1020	2:03
Apr 15, 2009	vs Centenary	W 6-2	6-8-	2-2-1	7	25-17-0	10-8-0	M. Dixon (W 16-6)	1276	1:33
*Apr 18, 2009	at #6 Alabama	1-9 L	1-4-0	9-10-1	6	25-18-0	10-9-0	K. Jones (L 7-9)	-	2:30
*Apr 18, 2009	at #6 Alabama	1-7 L	1-4-1	7-7-2	7	25-19-0	10-10-0	M. Dixon (L 16-6)	2520	2:04
*Apr 19, 2009	at #6 Alabama	0-9 L	0-3-2	9-10-0	5	25-20-0	10-11-0	M. Dixon (L 16-8)	1856	1:50
Apr 22, 2009	MISSOURI STATE	1-2 L	1-6-3	2-7-2	(8)	25-21-0	10-11-0	M. Dixon (L 16-9)	485	1:50
*Apr 25, 2009	at #1 Florida	0-11 L	0-2-2	11-10-0	5	25-22-0	10-12-0	McGuirt (L 0-1)	-	1:30
*Apr 25, 2009	at #1 Florida	0-11 L	0-2-0	11-12-0	5	25-23-0	10-13-0	M. Dixon (L 16-10)	1211	1:25
*Apr 26, 2009	at #1 Florida	0-6 L	0-0-1	6-11-0	7	25-24-0	10-14-0	K. Jones (L 7-10)	907	1:35
Apr 29, 2009	MISSOURI-KANSAS CITY	W 7-1	7-7-0	1-6-2	7	26-24-0	10-14-0	K. Jones (W 8-10)	-	1:50
Apr 29, 2009	MISSOURI-KANSAS CITY	W 16-1	16-18-1	1-3-1	5	27-24-0	10-14-0	M. Dixon (W 17-10)	382	1:18
*May 03, 2009	#9 GEORGIA	0-8 L	0-0-3	8-5-1	5	27-25-0	10-15-0	K. Jones (L 8-11)	-	1:57
*May 03, 2009	#9 GEORGIA	2-8 L	2-2-3	8-9-1	6	27-26-0	10-16-0	M. Dixon (L 17-11)	619	1:58
May 07, 2009	vs #5 Alabama	0-8 L	0-1-2	8-7-0	5	27-27-0	10-16-0	M. Dixon (L 17-12)	872	1:28
May 15, 2009	vs Tulsa	0-6 L	0-1-2	6-12-1	7	27-28-0	10-16-0	K. Jones (L 8-12)	0	2:00
May 16, 2009	at Oklahoma	2-21 L	2-5-2	21-23-1	7	27-29-0	10-16-0	M. Dixon (L 17-13)	0	2:37

* = Conference game
 () extra inning game

2009 STATISTICS

ALL GAMES

Record: 27-29 Home: 10-8 Away: 8-14 Neutral: 9-7 SEC: 10-16

Player	AVG	GP	GS	AB	R	H	2B	3B	HR	RBI	TB	SLG%	BB	HBP	SO	GDP	OB%	SF	SH	SB	ATT	PO	A	E	FLD%		
Whitney Cloer	.335	56	56	161	23	54	13	2	10	37	101	.627	21	0	25	0	.412	0	0	0	0	247	38	9	.969		
Kayla Johnson	.272	51	51	147	32	40	9	2	4	23	65	.442	9	2	26	1	.323	0	1	2	2	95	74	12	.934		
Jessica Bachkora	.270	56	56	178	32	48	12	1	5	26	77	.433	17	4	37	0	.345	1	1	18	20	50	8	2	.967		
Brittany Griffiths	.256	56	56	121	16	31	6	2	2	22	47	.388	9	1	31	0	.313	0	4	0	0	108	108	11	.952		
Amie Hubbard	.243	56	56	140	24	34	5	0	4	14	51	.364	11	5	28	0	.321	0	9	2	5	54	123	13	.932		
Miranda Dixon	.240	54	54	146	19	35	8	0	11	40	76	.521	20	1	27	1	.331	2	2	0	0	2	32	8	.810		
Tori Mort	.236	56	55	157	23	37	3	1	1	8	45	.287	18	0	43	0	.314	0	9	5	6	64	3	3	.957		
Brittany Robison	.234	40	31	94	9	22	2	0	4	11	36	.383	10	0	23	0	.308	0	5	0	0	18	9	4	.871		
Sandra Smith	.220	55	54	127	16	28	8	0	5	16	51	.402	26	2	29	0	.361	0	4	0	0	372	25	6	.985		
Jocelyne Moncrief	.149	55	55	74	7	11	3	1	0	9	16	.216	7	2	21	0	.241	0	3	1	1	19	3	1	.957		

Hillary Freeman	.250	36	0	4	9	1	0	0	0	1	1	.250	1	0	1	0	.400	0	0	0	2	1	0	0	1.000		
Jessica Robison	.200	18	3	20	4	4	0	0	2	7	10	.500	1	1	9	0	.273	0	0	0	0	0	2	0	1.000		
Brandy Baze	.200	15	2	5	0	1	0	0	0	0	1	.200	1	0	2	0	.333	0	0	0	0	15	4	2	.905		
Leslie Dixon	.182	14	3	11	2	2	1	0	0	0	3	.273	0	0	3	0	.182	0	0	0	0	18	2	0	1.000		
Rebecca Carden	.125	21	1	8	7	1	0	0	0	0	1	.125	0	0	3	0	.125	0	1	3	3	3	1	0	1.000		
Teighynne Hulsey	.000	3	2	3	0	0	0	0	0	0	0	.000	0	0	2	0	.000	0	0	0	0	0	2	0	1.000		
Lindsey Wells	.000	3	0	0	2	0	0	0	0	0	0	.000	0	0	0	0	.000	0	0	0	0	0	0	0	.000		
Amanda Caldwell	.000	2	0	0	1	0	0	0	0	0	0	.000	0	0	0	0	.000	0	0	0	0	0	0	0	.000		
Brandy Foust	.000	11	0	0	3	0	0	0	0	0	0	.000	0	0	0	0	.000	0	0	0	0	0	0	0	.000		
Layne McGuiert	.000	1	1	0	0	0	0	0	0	0	0	.000	0	0	0	0	.000	0	0	0	0	0	2	1	.667		
Kelsie Vallies	.000	1	1	0	0	0	0	0	0	0	0	.000	0	0	0	0	.000	0	0	0	0	0	1	0	1.000		
Kim Jones	.000	1	1	0	0	0	0	0	0	0	0	.000	0	0	0	0	.000	0	0	0	0	5	30	0	1.000		
Totals	.250	56	56	1396	229	349	70	9	48	214	581	.416	151	18	310	2	.330	3	39	31	39	1071	467	72	.955		
Opponents	.302	56	56	1439	290	435	49	2	43	263	617	.429	198	60	247	2	.406	11	52	75	94	1070	404	61	.960		

LOB - Team (310), Opp (402). DPs turned - Team (23), Opp (9). CI - Team (1), Cloer 1. IBB - Team (2), Smith 1, Griffiths 1.

Player	ERA	W	L	APP	GS	CG	SHOC	BOSV	IP	H	R	ER	BB	SO	2B	3B	HR	AB	B/Avg	WP	HBP	BK	SFA	SHA	
Miranda Dixon	4.13	17	13	39	29	16	3	0	4	184.2	231	136	109	61	139	34	2	21	754	.306	17	23	0	5	30
Kim Jones	4.43	8	12	31	19	11	3	0	0	137.1	1150	105	87	93	87	11	0	15	533	.281	4	30	0	6	19
Kelsie Vallies	6.52	2	2	4	4	0	0	0	0	9.2	9	10	9	16	9	1	0	0	38	.237	4	0	0	0	1
Layne McGuiert	9.75	0	1	16	2	0	0	0	0	18.2	32	27	26	21	10	1	0	6	85	.376	2	5	0	0	0
Teighynne Hulsey	11.55	0	1	3	2	0	0	0	0	6.2	13	12	11	7	2	2	0	1	29	.448	2	2	0	0	2
Totals	4.75	27	29	56	56	27	6	0	4	357.0	435	290	242	198	247	49	2	431	439.302	29	60	0	11	52	
Opponents	3.79	29	27	56	56	33	11	5	1	356.2	349	229	193	151	310	70	9	481	396.250	17	18	2	3	39	



The 2009 Razorback softball team clubbed 48 home runs last season, the second highest total in school history. Miranda Dixon (left) was tops on the team with 11 home runs. Dixon is the first player in school history with at least 10 home runs in back-to-back seasons.

ALL-TIME RESULTS & RECORDS



RAZORBACK SHORTSTOP BRITTANY GRIFFITHS BECAME JUST THE THIRD ARKANSAS FRESHMAN IN SCHOOL HISTORY TO BE NAMED TO THE SEC ALL-FRESHMAN TEAM IN 2009. SHE JOINS CURRENT RAZORBACKS JESSICA BACHKORA AND MIRANDA DIXON WHO EARNED THE HONOR IN 2007.

YEAR-BY-YEAR RESULTS



Carie Dever-Boaz

1997-2004

Record: 244-274-1

1997

16-42 overall

10-10 Home; 4-16 Away; 2-16 Neutral

12-16 SEC (8-6 Home; 4-10 Away)

Date	Opponent	W/L	Score
------	----------	-----	-------

San Diego State Classic-San Diego, Calif.

2-20	CS-Northridge	L	4-3
2-20	Hawai'i	W	5-4
2-21	San Diego State	L	5-2
2-21	Long Beach State	L	7-3
2-22	Stanford	L	4-3
2-22	CS-Sacramento	L	7-1
2-23	Michigan	L	6-0

Arkansas Super 8 Round Robin-Fayetteville, Ark.

3-1	Missouri State	L	4-0
3-1	Creighton	W	2-1
3-1	Oklahoma City	L	9-1
3-2	Creighton	L	1-0(8)
3-2	Missouri State	L	5-2
3-5	at FLORIDA*	L	2-1(9), 3-1

South Florida Tournament-Tampa, Fla.

3-7	Michigan State	L	8-0
3-7	Ball State	L	4-2(8)
3-7	Hofstra	W	6-5(8)
3-8	East Carolina	L	3-1(9)
3-8	Florida State	L	4-0
3-14	ALABAMA*	W/L	9-1, 3-2
3-15	ALABAMA*	W/L	2-1 (8), 7-1
3-17	at #2 Fresno State	L	8-0(5), 8-0(5)
3-18	at #19 Pacific	L	2-1, 6-2

Sacramento St. Tournament-Sacramento, Calif.

3-20	Wisconsin	L	5-0
3-21	CS-Sacramento	L	3-1
3-21	Kansas	L	3-0
3-21	San Jose State	L	4-3
3-22	Toledo	L	2-1
3-28	MISS. STATE*	L/W	3-2, 4-0
3-29	MISS. STATE*	W	10-4, 2-1
4-5	at AUBURN*	L	7-6(10), 2-1 (8)
4-6	at AUBURN*	L	2-0, 9-0
4-9	Tulsa	L/W	4-3, 9-7
4-13	GEORGIA*	W/L	2-1, 4-3
4-16	at Missouri State	L	6-0, 8-3
4-18	LSU*	L	3-0, 2-1
4-19	LSU*	W/L	2-1 (8), 7-1
4-25	at KENTUCKY*	L/W	4-3, 4-3
4-27	at TENNESSEE*	L	8-0(5), 9-2
5-2	MISSISSIPPI*	W	2-1(8), 2-1
5-3	MISSISSIPPI*	W	5-1, 6-2

1998

21-38 Overall

10-9 Home; 8-15 Away; 3-14 Neutral

13-17 SEC (8-6 Home; 5-11 Away)

Date	Opponent	W/L	Score
------	----------	-----	-------

Northeast La. Invitational-Monroe, La.

2-20	Northwestern State	L	3-2(11)
------	--------------------	---	---------

2-20	Louisiana Tech	L	5-1
2-21	Oklahoma City	L	3-2
2-21	Nicholls State	W	2-1
2-21	Centenary	W	9-0(6)

Santa Barbara Invitational-Santa Barbara, Calif.

2-27	Evansville	L	1-0
2-27	UCSB	L	9-8(13)
2-28	Cal Poly-SLO	L	2-0
3-1	Evansville	L	7-1
3-1	Cal Poly-SLO	L	4-0

Lady Razorback Inv.-Fayetteville, Ark.

3-6	DePaul	L	6-2
3-6	Creighton	L	3-2
3-11	Kansas	L/W	4-2,3-2
3-13	at ALABAMA*	L	7-1, 12-0
3-14	at ALABAMA*	L	7-0, 3-0
3-16	at Jacksonville State	W	12-6, 1-0

Cal St-Sac Tournament-Sacramento, Calif.

3-19	#15 California	L	7-0
3-20	#7 Hawai'i	L	3-0
3-20	Kansas	W	9-7
3-20	Pacific	L	5-1
3-21	Missouri State	L	3-0
3-25	at Missouri State	L	1-0, 4-2
3-27	MISS. STATE*	L/W	6-0, 2-1
3-28	MISS. STATE*	L	3-2,6-2
4-1	at Tulsa	W/L	4-1, 2-1
4-3	AUBURN*	W/L	5-4, 4-2
4-4	AUBURN*	W	5-4, 6-4
4-10	at S. CAROLINA*	L/W	2-1, 5-4
4-12	at GEORGIA*	W	3-0, 2-1
4-14	Oklahoma City	W/L	1-0, 5-3
4-17	at #11 LSU*	L	1-0, 1-0
4-19	at #11 LSU*	L	3-2, 8-0
4-22	FLORIDA*	L/W	2-1, 4-3
4-24	KENTUCKY*	L/W	5-2, 8-0
4-26	TENNESSEE*	W	5-3, 2-0
4-28	at MISSISSIPPI*	W/L	2-1, 4-3
4-29	at MISSISSIPPI*	L/W	1-0, 3-2

SEC Tournament-Columbus, Ga.

5-8	LSU	L	2-1
5-8	TENNESSEE	L	2-1

1999

46-29 Overall

26-6 Home; 8-11 Away; 12-12 Neutral

17-13 SEC (11-5 Home; 6-8 Away)

Date	Opponent	W/L	Score
------	----------	-----	-------

UTA Tournament-Arlington, Texas

2-12	Texas-Arlington	W	2-1
2-12	Tulsa	W	5-0
2-13	Texas A&M	L	2-0
2-13	Texas-San Antonio	L	3-2
2-14	Texas Tech	L	6-5
2-16	Oklahoma City	W	8-7, 7-3(10)

Hampton Inn Invitational-Fayetteville, Ark.

2-20	Pittsburg State	W	9-0(5)
2-20	McNeese State	W	2-1
2-21	McNeese State	W	7-2
2-21	Pittsburg State	W	7-1

Troy Cox Softball Classic-Las Cruces, N.M.

2-26	#12 Oregon State	L	10-1
2-26	New Mexico State	W	6-2
2-27	Wichita State	W	7-4
2-27	Utah	L	4-2
2-27	Wichita State	W	1-0
2-28	New Mexico State	L	3-2
3-3	Missouri Southern	L/W	2-1, 6-0

Morning News Invitational-Fayetteville, Ark.

3-6	Oklahoma City	W	4-3
3-6	Centenary	W	9-1
3-7	Centenary	W	8-0
3-7	Oklahoma City	W	3-2

San Jose State Invitational-San Jose, Calif.

3-12	Utah State	W	3-0
3-12	#6 Arizona State	L	5-0
3-12	Loyola Marymount	L	5-1
3-13	Colorado State	W	2-0
3-13	Utah	L	6-0
3-13	Texas Tech	W	4-1
3-13	Loyola Marymount	W	4-3
3-13	Purdue	L	11-10
3-16	at Kansas	W/L	5-3, 6-1
3-20	ALABAMA*	W	5-4(8), 4-2
3-21	ALABAMA*	L	6-3, 12-7(19)
3-24	at Missouri State	L	3-0, 3-2
3-26	at FLORIDA*	W/L	4-0, 2-0
4-2	at MISS. STATE*	L	5-2, 4-0
4-3	at MISS. STATE*	L	7-2, 4-2
4-7	Missouri State	W	2-1, 2-1
4-9	at AUBURN*	W	1-0, 2-1
4-10	at AUBURN*	W	4-0, 4-0
4-16	#11 S. CAROLINA*	W	1-0, 1-0
4-18	GEORGIA*	W	3-2, 1-0(8)
4-21	Tulsa	W	3-0, 2-1
4-23	LSU*	L	3-1, 4-0
4-24	LSU*	L/W	9-0, 2-1
4-27	at TENNESSEE*	L	3-0, 9-1
4-28	at KENTUCKY*	W/L	2-0, 4-2
5-7	MISSISSIPPI*	W	4-1, 3-2(8)
5-8	MISSISSIPPI*	W	6-0, 4-2

SEC Tournament-Columbus, Ga.

5-13	SOUTH CAROLINA	W	4-1
5-14	#7 LSU	L	10-0(5)
5-15	ALABAMA	W	3-2
5-15	TENNESSEE	W	3-2(10)
5-16	TENNESSEE	W	3-2
5-16	#7 LSU	L	4-3(10)

2000

44-31 Overall

19-8 Home; 9-11 Away; 16-12 Neutral

19-11 SEC (10-4 Home; 9-7 Away)

Date	Opponent	W/L	Score
------	----------	-----	-------

UTA/Isuzu Motors Invitational-Arlington, Texas

2-11	#5 Southern Miss.	L	7-0
2-11	Stephen F. Austin	L	1-0
2-11	Northwestern State	L	2-1
2-12	Purdue	W	3-2
2-12	AUBURN	W	7-4
2-13	Bethune-Cookman	W	12-3
2-13	Northwestern State	W	5-3
2-13	#8 Oklahoma	L	5-3

Campbell/Cartier Tournament-San Diego, Calif.

2-18	#3 Fresno State	L	1-0
2-18	#15 Long Beach St.	L	2-1
2-19	#21 Stanford	L	8-2
2-20	CS-Northridge	W	1-0
2-20	San Diego State	W	2-1
2-23	at #8 Oklahoma	L	3-0, 6-3

Morning News Invitational-Fayetteville, Ark.

2-25	Virginia	W	7-1, 5-0
2-26	Notre Dame	W/L	4-2, 2-0
2-27	Missouri	W	6-2, 5-1

Florida International Tournament-Miami, Fla.

3-3	Florida A&M	W	8-0
3-3	Pittsburgh	W	2-0
3-4	Ohio State	W	6-1

YEAR-BY-YEAR RESULTS

3-4	Florida A&M	L	5-0
3-5	Eastern Michigan	W	6-1
3-5	Wichita State	W	4-2
3-5	Florida Atlantic	W	7-3
3-8	at Missouri State	L	5-4, 10-2(5)
3-17	at ALABAMA *	L/W	2-1, 11-6
3-18	at ALABAMA *	L	3-0, 8-6

Border War-Tulsa, Okla.

3-23	Tulsa	L	3-0
3-23	OSU	Rained Out	
3-25	#24 FLORIDA *	W	2-1, 8-7
3-29	KANSAS	L/W	4-2(8), 5-2
3-31	#19 MISS. STATE*	W/L	2-1, 1-0
4-1	#19 MISS. STATE *	L	4-3, 4-0
4-4	#2 Oklahoma City	W	2-1(10), 5-0
4-7	AUBURN *	W	2-0, 6-2
4-8	AUBURN *	L/W	3-1, 4-2
4-12	Missouri State	L/W	1-0, 5-0
4-14	at GEORGIA*	W	7-5, 4-0
4-15	at #19 S. CAROLINA*	W	4-0, 4-3(12)
4-21	at #7 LSU*	L	3-1, 7-0
4-22	at #7 LSU*	L	3-1, 9-0
4-28	TENNESSEE *	W	2-1, 5-3
4-30	KENTUCKY *	W	2-1, 2-1
5-3	at MISSISSIPPI*	W	3-0, 2-0
5-4	at MISSISSIPPI*	W	5-0, 7-3(11)

SEC Tournament-Columbus, Ga.

5-11	#22 MISS. STATE	W	2-1
5-12	#7 LSU	L	2-0
5-13	FLORIDA	W	2-1
5-13	#25 S. CAROLINA	W	3-1
5-14	#25 S. CAROLINA	L	2-1

NCAA Regionals-Norman, Okla.

5-18	CS-Northridge	W	5-0
5-19	#13 Oregon State	L	4-1
5-20	Northwestern	L	5-0

2001

36-30 Overall

15-11 Home; 11-13 Away; 10-6 Neutral

14-16 SEC (9-5 Home; 5-10 Away)

Date	Opponent	W/L	Score
------	----------	-----	-------

UTA/Isuzu Motors Invitational-Arlington, Texas

2-9	Houston	W	14-10
2-9	Baylor	L	3-1
2-9	Bethune-Cookman	W	3-0
2-10	Illinois-Chicago	W	6-2
2-10	#2 Oklahoma	L	8-1

Mardi Gras Classic-Monroe, La.

2-17	Drake	W	2-1
2-17	Georgia Tech	W	3-2
2-18	Virginia Tech	W	1-0
2-18	Louisiana-Monroe	L	2-1
2-20	#2 Oklahoma	L	2-0/3-2

Morning News Invitational-Fayetteville, Ark.

2-23	Maine	W	2-0
2-24	#14 Notre Dame	L	4-3
2-25	#14 Notre Dame	W	2-0
2-25	Texas Tech	L	2-1
2-25	Texas Tech	W	1-0

Golden Panther Invitational-Miami, Fla.

3-2	Florida Intl.	W	4-1
3-2	Ohio State	L	2-1
3-3	Wichita State	W	5-0
3-3	Florida Atlantic	L	2-1(8)
3-4	Ohio State	W	1-0
3-10	#18 S. CAROLINA*	L	2-1/1-0
3-11	#18 S. CAROLINA*	W	4-0
3-14	at Missouri State	W	5-4, 5-0 (5)

3-17	at #4 ALABAMA*	L	1-0, 4-0
3-18	at #4 ALABAMA*	L	3-0
3-20	at Samford	Rained Out	
3-21	at Georgia Tech	L	4-0
3-22	at Georgia State	W/L	7-0, 3-2
3-24	at AUBURN*	W	6-0, 5-2
3-25	at AUBURN*	W	4-3
3-28	at Kansas	L/W	3-1, 3-0
3-31	FLORIDA*	L	2-1/1-0
4-1	FLORIDA*	W	1-0
4-3	LSU*	L/W	3-0/3-2
4-4	LSU*	L	5-0
4-7	GEORGIA*	L/W	3-1/6-1
4-8	GEORGIA*	W	2-1(8)

Border War-Stillwater, Okla.

4-11	Oklahoma State	W	3-0
4-11	Tulsa	W	10-1(5)
4-14	at TENNESSEE*	L/W	4-2, 3-0
4-15	at TENNESSEE*	L	4-2
4-18	MISSISSIPPI*	W	2-1(8), 2-0
4-19	MISSISSIPPI*	W	2-0
4-24	Oklahoma City	W	2-0, 2-1
4-28	at MISS. STATE*	L	2-1(8), 1-0
4-29	at MISS. STATE*	L	3-0
5-5	KENTUCKY*	L/W	3-1, 4-0
5-6	KENTUCKY*(FOX)	W	1-0

SEC Tournament -Chattanooga, Tenn.

5-10	#7 ALABAMA	L	2-0
5-11	KENTUCKY	W	1-0
5-12	MISS. STATE	W	7-2
5-12	#22 S. CAROLINA	L	1-0(9)

2002

39-28-1 Overall

15-9-1 Home; 14-12 Away; 10-7 Neutral

14-16 SEC (9-6 Home; 5-10 Away)

Date	Opponent	W/L	Score
------	----------	-----	-------

1-31	at FIU	W	5-3(10)
------	--------	---	---------

Bethune-Cookman 3-Way-Daytona Beach, Fla.

2-3	Bethune-Cookman	W	4-3(8), 2-1
-----	-----------------	---	-------------

2-3	Central Florida	L/W	6-5, 2-1
-----	-----------------	-----	----------

Long Beach State Classic-Long Beach, Calif.

2-8	Loyola Marymount	W	2-1
2-8	Long Beach State	W	2-1(10)
2-9	UC-Riverside	W	4-2
2-9	Loyola Marymount	W	3-0
2-10	Long Beach State	L	2-1(8)
2-10	UC-Riverside	W	4-1

Aggie Invitational-College Station, Texas

2-15	Utah	L	3-0
2-15	Texas A&M	L	2-1(9)
2-16	Utah	W	1-0
2-16	Boston College	W	4-0
2-17	Texas A&M	L	2-0
2-23	Oregon	W/L	5-1, 3-0
2-24	Oregon	W	8-5
2-27	at Oklahoma (DH)	Rained Out	

Frost Cutlery Classic-Chattanooga, Tenn.

3-1	Virginia Tech	W	5-0
3-1	Wisconsin	W	6-0
-Rest of Tournament Cancelled, Weather -			
3-9	at #24 S. CAROLINA*	L/W	4-1, 5-2
3-10	at #24 S. CAROLINA*	L	4-0
3-11	at Coastal Carolina	W	7-1, 2-1
3-16	#17 ALABAMA*	W/L	2-0, 5-4
3-17	#17 ALABAMA*	L	4-1
3-21	at Southern Miss.	W	2-1, 3-2
3-23	AUBURN*	W	6-3, 4-0
3-24	AUBURN*	W	3-2

3-27	Kansas	L	2-1, 3-0
3-30	at FLORIDA*	L	4-1, 2-1
3-31	at FLORIDA*	W	4-1
4-2	#5 LSU*	L	3-0, 4-0
4-3	#5 LSU*	L	5-0
4-6	at #23 GEORGIA*	L	3-2, 4-3
4-7	at #23 GEORGIA*	L	3-1

Border War-Fayetteville, Ark.

4-10	Oklahoma State	W	3-0
4-10	Tulsa	W	7-1
4-13	TENNESSEE*	W/L	6-0, 8-2
4-14	TENNESSEE*	W	4-0
4-17	at MISSISSIPPI*	W/L	1-0, 3-2
4-18	at MISSISSIPPI*	W	5-2
4-23	Oklahoma City	W	2-1(8), 0-OT
4-24	Missouri State	W	4-0, 4-3(10)
4-27	MISS. STATE*	W	1-0, 7-6
4-28	MISS. STATE*	W	7-0
5-2	at KENTUCKY*	L	6-5(8)
5-3	at KENTUCKY*	L/W	4-0, 7-2

SEC Tournament-Chattanooga, Tenn.

5-9	#18 ALABAMA	L	2-1
5-10	MISS. STATE	L	5-1
NCAA Regional Tournament-Norman, Okla.			
5-16	#23 Texas A&M	L	6-2
5-17	Army	W	2-0
5-17	#8 Texas	L	6-2

2003

24-36 Overall

7-12 Home; 8-17 Away; 9-7 Neutral

8-22 SEC (4-11 Home; 4-11 Away)

NCAA Regional Tournament-Norman, Okla.

Date	Opponent	W/L	Score
SWT/CenturyTel Classic-San Marcos, Texas			
1-31	Southwest Texas	L	4-1
1-31	Houston	W	5-4
2-1	Texas Tech	W	6-5
2-1	Texas A&M-CC	L	3-0
2-2	Oregon	W	3-1
UCF/Triple Crown Tournament-St. Augustine, Fla.			
2-7	Evansville	L	2-0
2-7	Jacksonville	L	3-2
2-8	UMKC	W	1-0
2-8	Central Florida	W	6-2
Pepsi/Arizona Invitational-Tucson, Ariz.			
2-14	#6 Washington	L	12-3
2-15	Northwestern	L	8-0
2-15	Minnesota	L	7-4
2-16	#2 Arizona	L	9-1
2-22	Akron	W/W	4-3, 8-4
Desert Classic-St. George, Utah			
2-28	Utah State	W/W	7-0, 9-0
3-2	Georgia Southern	W	13-6
3-3	CS-Northridge	L	7-4
3-3	Georgia Southern	W	3-2
3-8	at #20 ALABAMA*	L/L	7-1, 4-3
3-9	at #20 ALABAMA*	L	5-0
3-12	MISSISSIPPI*	L/W	3-2, 4-1
3-13	MISSISSIPPI*	W	4-2
3-15	at AUBURN*	W	4-1
3-16	at AUBURN*	L	2-0, 3-2
3-18	at Georgia Tech	L/W	3-2, 3-2
3-22	FLORIDA*	L/W	2-1, 2-1
3-23	FLORIDA*	L	5-1
3-25	#14 S. CAROLINA*	L	5-2, 6-1
3-26	#14 S. CAROLINA*	L	5-1
3-29	#9 GEORGIA*	L	6-1, 11-0
3-30	#9 GEORGIA*	L	4-0
4-1	Southern Miss.	W/L	2-1, 7-6

YEAR-BY-YEAR RESULTS

4-3	at Tennessee Tech	W	2-1, 7-1
4-5	at TENNESSEE*	L	1-0, 9-2
4-6	at TENNESSEE*	L	2-0
4-16	at Kansas	W/L	5-1, 1-0
4-18	at MISS. STATE*	W/L	5-1, 3-2
4-19	at MISS. STATE*	W	4-1
4-22	at #11 LSU*	L/W	10-1, 6-5
4-23	at #11 LSU*	L	8-0
4-26	KENTUCKY*	W/L	2-1, 4-0
4-27	KENTUCKY*	L	7-6
4-29	Missouri State	L	7-0, 5-4

2004

18-40 Overall

8-20 Home; 6-15 Away; 4-5 Neutral

6-24 SEC (2-13 Home; 4-11 Away)

Date	Opponent	W/L	Score
Florida Tournament-Gainesville, Fla.			
2-6	Chattanooga	L	1-0(9)
2-6	South Florida	L	4-2
2-7	Appalachian	W	1-0
2-7	FLORIDA	L	4-3
2-8	Missouri	L	5-3
Georgia State Tournament-Atlanta, Ga.			
2-14	Tournament Cancelled, Weather		
UNLV Tournament-Las Vegas, Nev.			
2-20	UNLV	W	1-0
2-21	Texas-El Paso	W	5-0
2-21	Butler	W	5-3
2-21	Northern Illinois	W	1-0(8)
2-22	Northwestern State	L	6-1(5)
2-28	Miss. Valley State	W	4-0, 8-4
2-29	Miss. Valley State	W	5-1
3-6	#8 ALABAMA*	L	8-3, 4-2
3-7	#8 ALABAMA*	L	7-1
3-13	AUBURN*	L	1-0 (9)
3-14	AUBURN*	L	9-0 (6), 3-0
3-16	at #15 S. CAROLINA*	L	6-1, 2-1 (8)
3-17	at #15 S. CAROLINA*	L	6-5
3-19	at Jacksonville	W	2-1
3-20	at #17 FLORIDA*	L	3-1, 7-2
3-21	at #17 FLORIDA*	W	5-4 (11)
3-24	Missouri State	W	6-5 (10), 2-0
3-25	Oklahoma City	L	1-0, 5-1
3-27	at #5 GEORGIA*	L	8-0 (6), 5-2
3-28	at #5 GEORGIA*	L	2-1
Border War-Stillwater, Okla.			
3-31	Tulsa	L	6-0
3-31	Oklahoma State	L	2-1
4-3	#12 TENNESSEE*	L/W	7-3, 6-3
4-4	#12 TENNESSEE*	L	6-0
4-6	#4 LSU*	L	7-0, 8-0
4-7	#4 LSU*	L	10-1(5)
4-9	Marshall	W	1-0(11)
4-10	Marshall	L	3-0
4-13	at MISSISSIPPI*	L	5-4(11)
4-14	at MISSISSIPPI*	L/W	2-0, 1-0(9)
4-17	MISS. STATE*	L	2-0, 8-0(6)
4-18	MISS. STATE*	W	4-2
4-21	Kansas	L	5-4 (10)
4-21	Kansas	L	1-0 (6)
4-24	KENTUCKY*	W/L	1-0(8), 8-5
4-25	KENTUCKY*	W	5-1
4-29	at Wichita State	L	1-0, 3-0
5-9	Northwestern State	L	2-0, 6-3(8)



Jamie Pinkerton

2005-2009

Record: 130-179

2005

19-43 Overall

11-17 Home; 4-21 Away; 4-5 Neutral

4-25 SEC (3-12 Home; 1-13 Away)

Date	Opponent	W/L	Score
Mustang Roundup-San Luis Obispo, Calif.			
2-4	CS-Sacramento	L	4-0
2-4	Nevada	W	3-4
2-5	Colorado State	W	2-1
2-5	Cal Poly-SLO	L	8-0(6)
2-6	Colorado State	L	6-4
Las Cruces Hilton Classic-Las Cruces, N.M.			
2-11	Texas-Arlington	W	5-4
2-11	Kansas	L	5-1
2-13	Purdue	W	7-6
2-13	New Mexico State	8-3	
Islander Invitational-Corpus Christi, Texas			
2-18	Texas-Arlington	L	3-0
2-18	Texas A&M-CC	L	2-0
2-20	Sam Houston State	L	1-0
Lady'Back Invitational-Fayetteville, Ark.			
2-26	UMKC	W	7-1
2-26	Louisiana-Monroe	W	6-1
2-27	Louisiana-Monroe	W	8-0 (5)
3-2	at #12 Oklahoma	L	12-0 (5), 8-0 (6)
Arkansas Invitational-Fayetteville, Ark.			
3-5	Miss. Valley State	W	8-2
3-5	Northwestern State	L	5-2
3-6	Northwestern State	W	2-1
3-6	Miss. Valley State	W	9-1 (6)
3-8	S. CAROLINA*	L	6-1, 3-0
3-9	S. CAROLINA*	L	5-3
3-12	at AUBURN*	L	4-0, 10-1(6)
3-13	at AUBURN*	L	10-2 (5)
3-16	Stephen F. Austin	L	9-5, 7-6
3-19	#16 FLORIDA*	L	2-1(8), 9-0
3-20	#16 FLORIDA*	L	8-0(5)
3-23	Centenary	W	3-1, 6-5
3-25	#13 GEORGIA*	L	1-0, 10-0 (5)
3-26	#13 GEORGIA*	L	10-4
Border War-Fayetteville, Ark.			
3-29	Oklahoma State	L	4-3
3-29	Tulsa	W	7-2
4-3	at #4 TENNESSEE	L	6-0, 2-1
4-6	LSU*	W/L	5-3, 8-3
4-7	LSU*	L	6-4
4-13	at Missouri State	L/W	5-3, 4-0
4-16	at MISS. STATE*	L	5-4, 1-0
4-17	at MISS. STATE*	L	2-1
4-19	Oklahoma City	L/W	1-0, 7-4
4-23	KENTUCKY*	W	10-2 (6), 4-0
4-24	KENTUCKY*	W	10-2 (5)
4-26	at Kansas	L	7-2, 6-5
5-3	MISSISSIPPI	L	2-1, 4-1
5-4	MISSISSIPPI	L	1-0 (9)
5-6	at #9 ALABAMA*	L	4-0
5-7	at #9 ALABAMA*	L	4-0, 8-1

2006

26-35 Overall

17-17 Home; 6-12 Away; 3-6 Neutral

10-19 SEC (4-11 Home; 6-8 Away)

Date	Opponent	W/L	Score
Diamond Fun and Sun Classic-Miami, Fla.			
2-10	#10 Georgia	L	6-7(9)
2-10	North Carolina	L	0-5
2-11	#24 Iowa	W	1-0
2-11	at FIU	L	3-8
2-12	#24 Iowa	L	1-5
2-12	North Carolina	L	4-8
Centenary College Classic-Shreveport, La.			
2-17	UAB	L	1-9(5)
2-17	at Centenary	L	4-6
Lady'Back Invitational-Fayetteville, Ark.			
2-24	Drake	W	1-0(8)
2-24	Penn State	L	2-3(10)
2-25	North Dakota State	W	3-0
2-26	UMKC	W	3-0
2-26	Missouri State	W	3-2
Country Inn and Suites Arkansas Invitational-Fayetteville, Ark.			
3-3	Jacksonville State	W/W	2-1(11), 6-2
3-4	Northwestern State	W/W	7-0, 3-1(8)
3-5	Centenary	W/W	3-0, 1-0
3-11	at #12 GEORGIA*	L/L	1-6, 3-6
3-12	at #12 GEORGIA*	W	1-0
3-16	Oklahoma City	L/W	6-7, 7-0(1)
3-18	#22 MISS. STATE*	L/L	0-5, 2-5
3-19	#22 MISS. STATE*	W	4-2
3-21	at MISSISSIPPI*	L/W	1-2, 4-3
3-22	at MISSISSIPPI*	W	9-0(5)
3-25	at FLORIDA*	L/W	8-9, 5-1
3-26	at FLORIDA*	L	2-3(10)
Border War-Tulsa, Okla.			
3-29	Oklahoma State	L	1-8
3-29	at Tulsa	L	4-7
4-1	#5 TENNESSEE*	L/L	0-5, 1-8
4-2	#5 TENNESSEE*	L	0-6
4-5	Kansas	L/L	1-2, 0-1
4-9	at SOUTH CAROLINA*	L/L	0-3, 0-1
4-11	Missouri State	W/W	5-1, 1-0
4-14	at KENTUCKY*	L	0-8(6)
4-15	at KENTUCKY*	W/W	2-1, 2-0
4-19	ULM (Sherwood)	W/W	3-2, 4-3
4-22	#18 AUBURN*	L/W	4-5, 2-0
4-23	#18 AUBURN*	L	1-2
4-25	#11 LSU*	W	3-2
4-26	#11 LSU*	L/W	3-4, 3-2(9)
5-1	#23 Oklahoma	L/L	4-5, 0-5
5-5	#4 ALABAMA*	L/L	2-7, 0-7
5-6	#4 ALABAMA*	L	2-9
SEC Tournament-Athens, Ga.			
5-11	at #8 Georgia	L	0-2

2007

21-43 Overall

9-19 Home; 6-19 Away; 6-5 Neutral

6-22 SEC (3-11 Home; 3-11 Away)

Date	Opponent	W/L	Score
USF-Best Western Tournament - Tampa, Fla.			
2-9	Virginia	L	1-2
2-9	#22 South Florida	W	6-5
2-10	Western Kentucky	L	0-1
2-10	#22 South Florida	L	1-2
2-11	Virginia	L	1-4
Texas A&M Aggie Classic - College Station, Texas			

YEAR-BY-YEAR RESULTS

2-16	Texas-San Antonio	W	8-0
2-16	#3 Texas A&M	L	1-4
2-17	Texas-San Antonio	W	7-0
2-17	#3 Texas A&M	L	0-11 (5)
2-18	Rutgers	W	8-6
Clarion Inn-Lady'Back Inv.-Fayetteville, Ark.			
2-23	UMKC	W	7-0
2-23	Wichita State	L	1-3
2-24	Missouri	L	3-6
2-24	Colorado State	L	1-6
2-25	Missouri	L	11-12
2-28	at #6 Oklahoma	L/L	0-14(5), 2-10(5)
Holiday Inn Express-Ark. Inv. - Fayetteville, Ark.			
3-2	Louisiana-Monroe	W	1-0
3-2	Northern Iowa	L	0-3
3-3	Northern Iowa	W	9-1(6)
3-3	Louisiana-Monroe	L	1-4
3-4	Northern Iowa	W	6-5
3-4	Louisiana-Monroe	W	8-5
3-6	NORTH TEXAS	W	7-3
3-10	SOUTH CAROLINA*	L/W	0-1, 7-0
3-11	SOUTH CAROLINA*	L	1-4
3-14	WESTERN ILLINOIS	L/L	1-3, 1-2
Big Red Tournament - Lincoln, Neb.			
3-16	Nebraska	L	2-6
3-16	North Dakota State	L	0-10 (5)
3-17	Nebraska	L	0-5
3-17	North Dakota State	W	2-1
3-18	North Dakota State	L	5-6
3-18	Nebraska	W	5-4
3-21	at #2 Alabama*	L/L	0-9 (5), 2-5
3-24	at #1 Tennessee*	L/L	0-4, 0-1
3-25	at #1 Tennessee*	L	0-5
3-27	AUBURN*	L/L	1-3, 1-2
Border War - Stillwater, Okla.			
3-29	Oklahoma St/Tulsa	Rained Out	
3-31	KENTUCKY*	W/W	14-8, 5-2
4-1	KENTUCKY*	W	2-0
4-3	at Kansas	L/W	2-4, 6-1
4-6	at #23 Florida*	L/L	0-4, 0-5
4-7	at #23 Florida*	W	1-0
4-11	Alcorn State	Rained Out	
4-14	at Mississippi*	W/L	7-0, 0-1
4-15	at Mississippi*	L	4-7
4-18	La. Tech (Sherwood)	W/W	1-0, 5-4
4-21	#6 LSU*	L/L	0-5, 0-7
4-22	#6 LSU*	L	1-3
4-25	at Wichita State	Cancelled	
4-28	GEORGIA*	L/L	0-5, 2-7
4-29	GEORGIA*	L	3-5
5-4	at Mississippi State*	L/W	1-3, 11-8
5-5	at Mississippi State*	L	0-8 (5)

2008

37-29 Overall			
16-12 Home; 6-13 Away; 15-4 Neutral			
8-20 SEC (4-10 Home; 4-10 Away)			
<u>Date</u>	<u>Opponent</u>	<u>W/L</u>	<u>Score</u>
Century Bank Classic - Texarkana, Ark.			
2-8	UAB	W	6-5 (8)
2-8	UAB	L	2-4
2-9	Oklahoma State	W	4-3
2-9	Oklahoma State	W	3-2 (9)
2-10	Centenary	W	13-1 (6)
2-10	Centenary	W	9-1 (5)
Metrodome Classic - Minneapolis, Minn.			
2-15	Tennessee Tech	W	2-1
2-15	Nothern Iowa	L	0-3

2-15	Drake	W	5-4
2-16	Western Illinois	W	4-3
2-17	Iowa	W	5-3
2-17	Minnesota	W	2-1
2-21	Northern Colorado	W	6-0
Clarion Inn-Arkansas Invitational - Fayetteville			
2-22	Nothern Colorado	W	12-2 (5)
2-23	Alcorn State	W	7-4
2-24	Creighton	W	7-2
2-24	Saint Louis	W	18-3 (5)
Wilson/DeMarini Invitational - Tempe, Ariz.			
2-29	San Jose State	W	9-2
2-29	FIU	W	13-4 (5)
3-1	Creighton	W	10-1
3-1	#2 Arizona State	L	5-6 (8)
3-2	Drake	L	0-10 (5)
3-8	at South Carolina*	L/W	4-5, 3-2
3-9	at South Carolina*	L	0-4
3-12	Indiana State	W/W	12-2 (5), 4-1
3-14	#4 Florida*	L/L	0-1, 1-3
3-15	#4 Florida*	L	2-7
3-18	at Auburn*	L/L	6-9, 3-5
3-21	#8 Tennessee*	W/L	5-2, 2-11
3-22	#8 Tennessee*	L	2-4
Border War - Fayetteville			
3-26	Oklahoma State	W	4-0
3-26	Tulsa	L	1-2
3-29	at #15 Georgia*	L/L	1-3, 1-13
3-30	at #15 Georgia*	L	1-3
4-2	Louisiana-Monroe	W/W	3-0, 6-0
4-4	Texas A&M-CC	W	11-2 (5)
4-5	Texas A&M-CC	W/W	8-1, 5-1
4-7	#11 Oklahoma	W/L	3-2, 2-3 (8)
4-10	Kansas	Cancelled	
4-12	at Kentucky*	W/W	6-5 (9), 3-0
4-13	at Kentucky*	W	14-1 (5)
4-17	#1 Alabama*	L/L	0-4, 0-3
4-19	Mississippi*	W/L	3-2, 0-8 (5)
4-20	Mississippi*	L	1-6
4-26	#15 LSU*	L/L	0-4, 6-8 (8)
4-27	#15 LSU*	L	0-4
4-29	at Missouri State	L/W	2-5, 9-1 (5)
5-3	#23 Mississippi St.*	W/L	3-1, 1-9
5-4	#23 Mississippi St.*	W	7-6
NCAA Regional - Norman, Okla.			
5-16	Tulsa	W	7-5
5-17	#7 Oklahoma	L	5-6 (11)
5-17	Oregon	L	0-3

2009

27-29 Overall			
10-8 Home; 8-14 Away; 9-7 Neutral			
10-16 SEC (6-5 Home; 4-11 Away)			
<u>Date</u>	<u>Opponent</u>	<u>W/L</u>	<u>Score</u>
Southern Miss Invitational - Hattiesburg, Miss.			
2-6	at Southern Miss	W	5-3
2-7	Western Kentucky	W	7-4
2-7	at Southern Miss	L	7-9
2-8	Samford	W	6-2
Metrodome Classic - Minneapolis, Minn.			
2-13	Drake	L	5-6
2-14	at Minnesota	W	3-2
2-14	Western Illinois	W	5-3
2-15	Northern Iowa	L	0-7
2-15	Wisconsin-Green Bay	W	8-0
FAU/FIU Strikeout Cancer Tourn - Boca Raton, Fla.			
2-20	FIU	L	1-10
2-20	at Florida Atlantic	L	1-2

2-21	Missouri	L	0-8
2-21	at Florida Atlantic	L	0-8
2-22	Fordham	W	7-3
Holiday Inn-NWA Razorback Invnt. - Fayetteville			
2-27	Bradley	W	10-5
2-27	Ball State	W	1-0
Oklahoma State Mizuno Classic- Stillwater, Okla			
3-6	Drake	W	6-3
3-7	Cleveland State	W	3-1
3-7	Northern Colorado	L	2-6
3-8	Oklahoma State	L	6-7
3-11	South Carolina	W	4-0
3-11	South Carolina	W	7-0
3-17	at Mississippi State	W	8-3
3-17	at Mississippi State	W	5-1
3-18	at Mississippi State	W	3-2
3-21	Kentucky	L	4-11
3-21	Kentucky	W	8-5
3-22	Kentucky	W	4-3
3-25	#9 Tennessee	L	0-9
3-28	at Ole Miss	L	4-5
3-28	at Ole Miss	L	2-3
3-29	at Ole Miss	W	6-0
Border War - Tulsa, Okla.			
4-1	vs. Oklahoma State	W	8-0
4-1	at Tulsa	W	9-5
4-4	Auburn	L	3-4
4-4	Auburn	W	4-2
4-5	Auburn	L	4-5
4-8	at #13 Oklahoma	W	11-9
4-10	LSU	W	8-7
4-10	LSU	L	4-10
4-11	LSU	L	4-7
4-15	vs. Centenary	W	6-2
4-18	at #6 Alabama	L	1-9
4-18	at #6 Alabama	L	1-7
4-19	at #6 Alabama	L	0-9
4-22	Missouri State	L	1-2
4-25	at #1 Florida	L	0-11
4-25	at #1 Florida	L	0-11
4-26	at #1 Florida	L	0-6
4-29	UMKC	W	7-1
4-29	UMKC	W	16-1
5-3	#9 Georgia	L	0-8
5-3	#9 Georgia	L	2-8
SEC Tournament - Knoxville, Tenn.			
5-7	#5 Alabama	L	0-6
NCAA Regional - Norman, Okla.			
5-15	Tulsa	L	0-6
5-16	at Oklahoma	L	2-21

SINGLE GAME - INDIVIDUAL

At Bats

9	Aly Sartini vs Alabama	3-21-99
9	Brett Erickson vs Alabama	3-21-99
8	Dana Gulick vs Alabama	3-21-99
8	Tiffany Woolley vs Alabama	3-21-99
7	4 times*	
	Lolly Landgraf vs Alabama	3-21-99

Runs Scored

3	28 times*	
	Miranda Dixon vs. LSU	4-10-09

Hits

5	Whitney Cloer vs Kentucky	3-31-07
4	8 times*	
	Kayla Johnson at Mississippi State	3-18-09

Runs Batted In

6	Miranda Dixon at Oklahoma	4-8-09
6	Dayna Huckabee vs Indiana St.	3-12-08
6	Courtney Mitchell at Coastal Carolina	3-11-02
5	Dayna Huckabee at Northern Iowa	3-3-07
5	Mindy O'Malley at Mississippi	3-22-06
5	Erin Stokey at Georgia	4-14-00



Mindy O'Malley

Doubles

3	Kayla Johnson vs. Kentucky	3-21-09
3	Whitney Cloer at Mississippi State	3-17-09
3	Candice Swan vs Kansas	4-21-04
2	34 times*	
	Whitney Cloer	2-14-09

Triples

2	Jessica Bachkora at Missouri	2-25-07
1	Multiple times*	
	Jessica Bachkora at #15 LSU	4-26-08



Whitney Cloer is the last Razorback to hit two home runs in one game.

Home Runs

2	9 times*	
	Miranda Dixon at Oklahoma	4-8-09
	Sandra Smith vs. Auburn	4-5-09
	Whitney Cloer at Oklahoma	5-16-09
	Whitney Cloer vs. Kentucky	3-21-09

Total Bases

10	Whitney Cloer vs Kentucky	3-31-07
10	Miranda Dixon at Louisiana-Monroe	3-4-07
9	Whitney Cloer	3-21-09
	Miranda Dixon vs Saint Louis	2-24-08
8	10 times*	
	Whitney Cloer at Oklahoma	5-16-09

Walks

3	8 times*	
	Sandra Smith vs. Southern Miss	2-7-09

Sacrifice Flies

1	Multiple times*	
	Miranda Dixon vs. Fordham	2-22-09

Sacrifice Hits

3	Rachel LeMaster vs Tennessee	4-3-04
3	Julie Young at #19 South Carolina	4-15-00
2	37 times*	
	Tori Mort at Southern Miss	2-6-09

Stolen Bases

3	Jessica Bachkora	2-14-09
3	Rachel LeMaster vs Kentucky	4-24-05
3	Dana Gulick vs Centenary	3-7-99
3	Dana Gulick at Tulsa	4-1-98
2	54 times*	
	Jessica Bachkora vs Saint Louis	2-24-08

Innings Pitched

16.0	Tammy Kincaid vs Alabama	3-21-99
12.0	Tammy Kincaid at #19 South Carolina	4-15-00
12.0	Tammy Kincaid vs UC Santa Barbara	2-27-98
11.0	Heather Schlichtman vs Marshall	4-9-04
11.0	Heather Schlichtman at Florida	3-21-04



Heather Schlichtman

Strikeouts

16	Heather Schlichtman vs Marshall	4-9-04
15	Katy Henry vs Texas-San Antonio	2-16-07
15	Katy Henry vs Louisiana-Monroe	2-25-05
15	Heather Schlichtman vs Auburn	3-13-04
15	Heather Schlichtman vs Wichita St.	3-3-01

Batters Faced

66	Tammy Kincaid vs Alabama	3-21-99
53	Tammy Kincaid vs UC Santa Barbara	2-27-98
49	Tammy Kincaid at #19 South Carolina	4-15-00
47	Heather Schlichtman vs Kentucky	4-27-03
45	2 times*	
	Heather Schlichtman at Mississippi	4-13-04



Katy Henry

Strikeouts Looking

6	Katy Henry at Florida	3-25-06
6	Heather Schlichtman vs No. Illinois	2-21-04
6	Heather Schlichtman vs FIU	3-2-01
6	Tammy Kincaid at Hofstra	3-7-97
5	12 times*	
	Katy Henry vs Kansas	4-5-06

Chances

18	Shana Easley vs Marshall	4-9-04
17	5 times*	
	Shana Easley vs Louisiana-Monroe	2-26-05

Putouts

16	Shana Easley vs Louisiana-Monroe	2-26-05
16	Shana Easley vs Marshall	4-9-04
16	Kim Eiben vs Texas A&M	2-15-02
16	Danica White at Mississippi	5-4-00
16	Danica White vs Alabama	3-21-99



Shana Easley

Assists

8	Tiffany Woolley vs UCF	2-2-02
8	Aly Sartini vs Alabama	3-21-99
8	Tiffany Woolley vs Alabama	3-21-99
7	9 times*	
	Mindy O'Malley at Georgia	3-27-04

Errors

3	12 times*	
	Dayna Huckabee at Missouri St.	4-29-08

*For multiple occurrences, the most recent is listed.

SINGLE GAME - TEAM

At Bats

71	vs Alabama	3-21-99	3
47	vs UC Santa Barbara	2-27-98	2
43	vs #7 Oklahoma	5-17-08	
43	at FIU	1-31-02	
43	at Jacksonville State	3-16-98	

Runs Scored

18	vs Saint Louis	2-24-08	4
16	vs UMKC	4-29-09	4
14	at Kentucky	4-13-08	4
14	vs Kentucky	3-31-07	3
14	vs Houston	2-9-01	



Hits

19	vs Kentucky	3-31-07	
19	vs Houston	2-9-01	
18	vs UMKC	4-29-09	
18	at Jacksonville State	3-16-98	
18	vs Alabama	3-21-99	

Runs Batted In

15	vs UMKC	4-29-09	
15	vs Saint Louis	2-24-08	
14	vs Kentucky	3-31-07	
13	vs Houston	2-9-01	
13	vs Georgia Southern	3-2-03	

Doubles

5	8 times*		
	vs UMKC	4-29-09	16
4	14 times*	2-8-09	15
	vs Samford		15

Triples

3-7-99	86	vs Alabama	3-21-99
	53	vs UC Santa Barbara	2-27-98
4-29-09	52	vs Oklahoma	5-16-09
	49	at #19 South Carolina	4-15-00
	47	Kentucky	4-27-03

Home Runs

4	Kentucky	3-21-09	
4	at Kentucky	4-13-08	
4	vs Creighton	3-1-08	6
4	vs Northern Colorado	2-22-08	6
4	vs Centenary	2-10-08	6
3	12 times*	3-8-09	6
	at Oklahoma State		

Walks

12	vs #24 Florida	3-25-00	86
8	at Tulsa	4-1-09	57
8	vs Oklahoma State	2-9-08	55
8	vs Alabama-Birmingham	2-8-08	50
7	8 times*	4-10-09	50
	vs. LSU		

Sacrifice Flies

2	10 times*		
	vs Western Kentucky	2-7-09	

Sacrifice Hits

6	at Long Beach State	2-8-02	
6	vs Tulsa	4-9-97	
5	6 times*		
	vs Fordham	2-22-09	

Stolen Bases

6	vs Kentucky	4-23-05	
6	vs Loyola Marymount	3-13-99	
5	7 times*		
	vs Texas-San Antonio	2-16-07	

Innings Pitched

19.0	vs Alabama	3-21-99	
12.0	at #19 South Carolina	4-15-00	
12.0	vs UC Santa Barbara	2-27-98	
11.0	5 times*		
	vs #7 Oklahoma	5-17-09	

Strikeouts

16	vs Marshall	4-9-04	
15	vs Texas-San Antonio	2-16-07	
15	vs Louisiana-Monroe	2-26-05	
15	vs Auburn	3-13-04	
15	vs Wichita State	3-3-01	

Batters Faced

86	vs Alabama	3-21-99	
53	vs UC Santa Barbara	2-27-98	
52	vs Oklahoma	5-16-09	
49	at #19 South Carolina	4-15-00	
47	Kentucky	4-27-03	

Strikeouts Looking

6	at Florida	3-25-06	
6	vs Northern Illinois	2-21-04	
6	vs FIU	3-2-01	
6	at Mississippi	5-4-00	
6	at Hofstra	3-7-97	

Chances

86	vs Alabama	3-21-99	
57	at #19 South Carolina	3-15-00	
55	vs UC Santa Barbara	2-27-98	
50	at FIU	1-31-02	
50	vs #24 Tennessee	5-15-99	

Putouts

56	vs Alabama	3-21-99	
36	at #19 South Carolina	4-15-00	
36	vs UC Santa Barbara	2-27-98	
33	5 times*		
	vs #7 Oklahoma	5-17-08	

Assists

37	vs Mississippi	5-4-05	
27	vs Alabama	3-21-99	
19	at #19 South Carolina	4-15-00	
18	5 times*		
	vs Texas A&M	2-15-02	

Errors

7	at Missouri State	3-8-00	
7	vs Loyola Marymount	3-12-99	
7	vs Auburn	4-3-98	
6	3 times*		
	vs #21 Stanford	2-18-00	

Double Plays

4	vs Alabama	3-21-99	
3	at Mississippi	3-21-06	
2	35 times*		
	at Oklahoma	5-16-09	

*For multiple occurrences, the most recent is listed.



SINGLE SEASON - INDIVIDUAL

Batting Average

(Min. 100 AB)

1. Rachel LeMaster (2005)	.363
2. Brett Erickson (2000)	.352
3. Kim Eiben (2003)	.345
4. Kayla Johnson (2008)	.338
5. Whitney Cloer (2009)	.335
6. Kim Bryant (1997)	.326
Jen Cirigliano (1997)	.326
8. Miranda Dixon (2008)	.317
9. Danica White (2001)	.313
10. Dana Gulick (1998)	.312



Rachel LeMaster

Slugging Pct.

(Min 100 AB)

1. Whitney Cloer (2009)	.627
2. Miranda Dixon (2008)	.623
3. Kayla Johnson (2008)	.538
4. Miranda Dixon (2009)	.521
5. Sandra Smith (2008)	.505
6. Courtney Mitchell (2002)	.497
7. Samantha Buckner (2008)	.484
8. Kim Eiben (2003)	.476
9. Brett Erickson (2000)	.467
10. Brittany Robison (2008)	.461

On-Base Pct.

(Min 100 AB)

1. Miranda Dixon (2008)	.427
2. Whitney Cloer (2009)	.412
3. Brett Erickson (2000)	.406
4. Kim Eiben (2003)	.405
5. Rachel LeMaster (2005)	.399
6. Kayla Johnson (2008)	.393
7. Kim Bryant (1997)	.375
8. Jen Cirigliano (1998)	.373
9. Dana Gulick (1998)	.371
10. Ruth Atkins (2003)	.370

Stolen Base Pct.

(Min. 10 Attempts)

1. Mindy O'Malley (2005)	.929
2. Dana Gulick (1999)	.917
3. Jessica Bachkora (2009)	.900
4. Rachel LeMaster (2005)	.871
5. Allie Benish (2004)	.867
6. Andy Wharton (2000)	.857
7. Dana Gulick (2000)	.850
8. Tiffany Woolley (2002)	.846
9. Sheri Wahrmund (1999)	.842
10. Jessica Bachkora (2008)	.833

Games Played

1. Dana Gulick (2000)	75
Erin Stokey (2000)	75
Danica White (2000)	75
Jen Cirigliano (1999)	75
Brett Erickson (1999)	75
Dana Gulick (1999)	75
Tiffany Woolley (1999)	75
8. Jen Cirigliano (2000)	74
Danica White (1999)	74
10. Sheri Wahrmund (2000)	73

Games Started

1. Danica White (2000)	75
Brett Erickson (1999)	75
Tiffany Woolley (1999)	75
4. Jen Cirigliano (2000)	74
Dana Gulick (2000)	74
Jen Cirigliano (1999)	74
Danica White (1999)	74
8. Erin Stokey (2000)	73
Dana Gulick (1999)	73
10. Brett Erickson (2000)	71

At-Bats

1. Dana Gulick (1999)	235
2. Erin Stokey (2000)	231
3. Brett Erickson (2000)	227
4. Brett Erickson (1999)	223
Tiffany Woolley (1999)	223
6. Danica White (2000)	220
7. Blaire Perry (2002)	216
8. Dana Gulick (2000)	214
9. Rachel LeMaster (2007)	211
10. Kayla Johnson (2008)	210

Runs Scored

1. Kayla Johnson (2008)	53
2. Jessican Bachkora (2008)	42
3. Dana Gulick (1999)	39
4. Dana Gulick (2000)	37
5. Miranda Dixon (2008)	35
Dana Gulick (1998)	35
7. Kayla Johnson (2009)	32
Jessica Bachkora (2009)	32
Mindy O'Malley (2005)	32
8. Rachel LeMaster (2005)	30
Jessica Bachkora (2007)	30

Hits

1. Brett Erickson (2000)	80
2. Rachel LeMaster (2005)	73
Dana Gulick (1999)	73
4. Kayla Johnson (2008)	71
5. Blaire Perry (2002)	67
6. Danica White (2000)	65
7. Dana Gulick (2000)	63
8. Brett Erickson (1999)	62
Tiffany Woolley (1999)	62
10. Erin Stokey (2000)	61

Doubles

1. Brett Erickson (2000)	21
2. Danica White (2000)	16
3. Miranda Dixon (2008)	15
4. Kim Eiben (2003)	14
5. Whitney Cloer (2009)	13
Kayla Johnson (2008)	13
6. Jessica Bachkora (2009)	12
Kallie Foglesong (2005)	12
Cortney Mitchell (2002)	12
Brett Erickson (1999)	12
Jen Cirigliano (1999)	12

Triples

1. Jessica Bachkora (2007)	5
2. Dayna Huckabee (2008)	4
Dayna Huckabee (2007)	4
Danica White (2002)	4
Sheri Wahrmund (1999)	4
Sheri Wahrmund (1998)	4
Kim Bryant (1997)	4
8. 9 times*	3
Dayna Huckabee (2006)	3



Kallie Foglesong

Home Runs

1. Sandra Smith (2008)	14
2. Miranda Dixon (2008)	13
3. Miranda Dixon (2009)	11
4. Whitney Cloer (2009)	10
Samantha Buckner (2008)	10
6. Kayla Johnson (2008)	9
7. Dayna Huckabee (2008)	7
Miranda Dixon (2007)	7
Cortney Mitchell (2002)	7
10. Whitney Cloer (2007)	6
Dayna Huckabee (2007)	6

Grand Slams

1. 6 times*	1
Samantha Buckner (2008)	1
Sandra Smith (2008)	1

Runs Batted In

1. Miranda Dixon (2008)	47
2. Sandra Smith (2008)	45
3. Miranda Dixon (2009)	40
4. Whitney Cloer (2009)	37
Kayla Johnson (2008)	37
Dayna Huckabee (2008)	37
7. Jen Cirigliano (2000)	36
8. Samantha Buckner (2008)	35
9. Jen Cirigliano (1999)	33
10. Kallie Foglesong (2005)	31

Total Bases

1. Miranda Dixon (2008)	114
2. Kayla Johnson (2008)	113
3. Brett Erickson (2000)	106
4. Whitney Cloer (2009)	101
5. Sandra Smith (2008)	92
6. Samantha Buckner (2008)	91
7. Danica White (2000)	90
8. Dayna Huckabee (2008)	89
9. Dana Gulick (1999)	83
10. Rachel LeMaster (2005)	81
Cortney Mitchell (2002)	81
Jen Cirigliano (1999)	81

Walks

1. Sandra Smith (2008)	32
2. Danica White (1999)	28
3. Jen Cirigliano (1999)	27
4. Sandra Smith (2009)	26
5. Miranda Dixon (2008)	25
6. Jessica Bachkora (2008)	22
Jen Cirigliano (2000)	22
8. Whitney Cloer (2009)	21
Brett Erickson (1999)	21
10. Miranda Dixon (2009)	20
Danica White (2002)	20

Sacrifice Flies

1. Whitney Cloer (2006)	3
Kallie Foglesong (2005)	3
Jen Cirigliano (1999)	3
4. 17 times*	2
Miranda Dixon (2009)	2
Whitney Cloer (2008)	2

Sacrifice Hits

1. Blaire Perry (2002)	25
2. Tiffany Woolley (1999)	17
3. Dana Gulick (2000)	16
4. Blaire Perry (2003)	15
Andy Wharton (2000)	15
6. Julie Young (2001)	14
Jen Cirigliano (2000)	14
8. 4 times*	11
Kayla Johnson (2006)	11



Blaire Perry

Stolen Bases

1. Dana Gulick (1999)	33
2. Rachel LeMaster (2005)	27
3. Rachel LeMaster (2007)	22
4. Blaire Perry (2002)	20
5. Rachel LeMaster (2006)	19
6. Jessica Bachkora (2009)	18
7. Dana Gulick (2000)	17
Dana Gulick (1998)	17
9. Jessica Bachkora (2007)	16
Sheri Wahrmund (1999)	16

SINGLE SEASON - INDIVIDUAL

Earned Run Average

(Min. 75 IP)

1. Heather Schlichtman (2001)	0.93
2. Valanna Lyons (2002)	1.21
3. Rachel Talley (2000)	1.26
4. Tammy Kincaid (2000)	1.32
5. Tammy Kincaid (1999)	1.38
6. Rachel Talley (2001)	1.41
7. Heather Schlichtman (2002)	1.48
8. Heather Schlichtman (2004)	1.63
9. Tammy Kincaid (1998)	1.72
10. Rachel Talley (2002)	1.97

Appearances

1. Katy Henry (2007)	51
Tammy Kincaid (2000)	51
3. Tammy Kincaid (1997)	48
4. Heather Schlichtman (2001)	47
5. Katy Henry (2008)	46
6. Heather Schlichtman (2004)	44
Tammy Kincaid (1999)	44
8. Katy Henry (2006)	43
Tammy Kincaid (1998)	43
10. Heather Schlichtman (2002)	41
Rachel Talley (1999)	41

Strikeouts Looking

1. Heather Schlichtman (2004)	90	1. Jen Cirigliano (1999)	618
2. Tammy Kincaid (1997)	74	2. Kim Eiben (2002)	553
3. Heather Schlichtman (2002)	69	3. Kim Eiben (2000)	515
Tammy Kincaid (1998)	69	4. Jennifer Bottoms (2001)	486
5. Heather Schlichtman (2001)	65	5. Shana Easley (2004)	465
6. Katy Henry (2007)	64	6. Jen Cirigliano (2000)	463
7. Katy Henry (2006)	61	7. Kris Hightower (1998)	450
8. Tammy Kincaid (2000)	56	8. Kim Eiben (2003)	448
9. Heather Schlichtman (2003)	55	9. Danica White (1999)	433
Tammy Kincaid (1999)	55	10. Danica White (2002)	423

Chances

Opponent Batting Avg.

(Min. 75 IP)

1. Heather Schlichtman (2001)	.188
2. Heather Schlichtman (2002)	.190
3. Heather Schlichtman (2004)	.198
4. Rachel Talley (2002)	.217
Tammy Kincaid (2000)	.217
6. Rachel Talley (2000)	.219
7. Tammy Kincaid (1999)	.224
8. Rachel Talley (2001)	.226
9. Heather Schlichtman (2003)	.228
10. Valanna Lyons (2002)	.230

Complete Games

1. Tammy Kincaid (1997)	44
2. Tammy Kincaid (1998)	30
3. Heather Schlichtman (2004)	27
Heather Schlichtman (2001)	27
5. Heather Schlichtman (2002)	22
6. Katy Henry (2007)	21
Tammy Kincaid (2000)	21
Tammy Kincaid (1999)	21
9. Katy Henry (2008)	20
10. Rachel Talley (2001)	19

Batters Faced

1. Tammy Kincaid (1997)	1372	1. Jen Cirigliano (1999)	552
2. Tammy Kincaid (1998)	1088	2. Kim Eiben (2002)	511
3. Heather Schlichtman (2004)	1083	3. Kim Eiben (2000)	471
4. Tammy Kincaid (2000)	1029	4. Jennifer Bottoms (2001)	450
5. Katy Henry (2007)	1007	5. Shana Easley (2004)	419
6. Heather Schlichtman (2001)	1003	6. Kim Eiben (2003)	416
7. Tammy Kincaid (1999)	985	7. Kris Hightower (1998)	404
8. Katy Henry (2008)	968	8. Danica White (1999)	389
9. Katy Henry (2006)	924	9. Jen Cirigliano (2000)	384
10. Miranda Dixon (2009)	873	10. Samantha Buckner (2008)	382

Putouts

Wins

1. Heather Schlichtman (2001)	26
2. Tammy Kincaid (2000)	24
3. Tammy Kincaid (1999)	22
4. Katy Henry (2008)	20
5. Heather Schlichtman (2002)	19
6. Miranda Dixon (2009)	17
7. Rachel Talley (1999)	16
8. Katy Henry (2006)	15
Heather Schlichtman (2004)	15
10. Katy Henry (2007)	14

Shutouts

1. Heather Schlichtman (2001)	11
2. Heather Schlichtman (2002)	9
3. Tammy Kincaid (1999)	8
4. Katy Henry (2007)	7
Tammy Kincaid (2000)	7
6. Heather Schlichtman (2004)	6
7. Katy Henry (2006)	5
8. 4 times*	
Rachel Talley (2001)	4

Fielding Pct.

(Min. 40 Chances)

1. Leslie Dixon (2008)	1.000	1. Tiffany Woolley (1999)	177
Katy Henry (2008)	1.000	2. Brett Erickson (1997)	156
Brittany Robison (2008)	1.000	3. Brett Erickson (2000)	154
Jocelyne Moncrief (2007)	1.000	4. Tiffany Woolley (2002)	153
Andy Wharton (2001)	1.000	5. Brett Erickson (1999)	148
6. Danica White (1999)	.995	6. Cortney Mitchell (2001)	140
7. Whitney Cloer (2008)	.994	7. Tiffany Woolley (2000)	137
Shana Easley (2004)	.994	8. Aly Sartini (1999)	125
Lisa Nieman (2003)	.994	9. Amie Hubbard (2009)	123
10. Danica White (2002)	.993	10. Cortney Mitchell (2002)	117

* - Most recent occurrence listed.

Innings Pitched

1. Tammy Kincaid (1997)	309.2
2. Heather Schlichtman (2004)	266.0
3. Heather Schlichtman (2001)	256.2
4. Tammy Kincaid (1998)	253.0
5. Tammy Kincaid (2000)	244.1
Tammy Kincaid (1999)	244.1
7. Katy Henry (2007)	230.1
8. Katy Henry (2008)	222.1
9. Katy Henry (2006)	218.1
10. Heather Schlichtman (2002)	212.2

Strikeouts

1. Heather Schlichtman (2004)	305
2. Katy Henry (2007)	224
3. Katy Henry (2006)	219
4. Heather Schlichtman (2001)	203
5. Heather Schlichtman (2002)	200
Tammy Kincaid (1997)	200
7. Tammy Kincaid (1999)	193
8. Katy Henry (2008)	189
9. Heather Schlichtman (2003)	178
Tammy Kincaid (1998)	178

Saves

1. Tammy Kincaid (2000)	5
2. Miranda Dixon (2009)	4
Katy Henry (2006)	4
Rachel Talley (2001)	4
4. Sarah Topham (2005)	3
Rachel Talley (2002)	3
Jennifer Bottoms (2000)	3
Jennifer Bottoms (1999)	3
8. 10 times*	
Miranda Dixon (2008)	2
Katy Henry (2008)	2



Sarah Topham



Aly Sartini

SINGLE SEASON - TEAM

Batting Average		Triples		Opponent Batting Avg.		Strikeouts Looking	
1.	.267 (461-1726) 2008	1.	14 1999	1.	.208 (475.2 IP) 2002	1.	123 2004
2.	.257 (458-1781) 2002	2.	13 2007		.208 (449.1 IP) 2001	2.	121 2002
3.	.260 (349-1396) 2009	3.	11 1997	3.	.226 (522.1 IP) 2000	3.	110 2003
4.	.248 (479-1932) 2000	4.	9 2009	4.	.229 (409.1 IP) 2004	4.	101 2000
5.	.246 (373-1519) 2003		9 2008	5.	.237 (526.2 IP) 1999	5.	99 1999
			9 2005				
			9 2000				
Slugging Pct.		Home Runs		Walks Allowed		Batters Faced	
1.	.434 (1726 AB) 2008			<i>(Per 7 Innings)</i>		1.	2201 2000
2.	.416 (1396 AB) 2009	1.	65 2008	1.	1.22 (526.2 IP) 1999	2.	2178 1999
3.	.323 (1781 AB) 2002	2.	48 2009	2.	1.32 (449.1 IP) 2001	3.	1947 2002
4.	.319 (1596 AB) 2005	3.	28 2007	3.	1.39 (382.1 IP) 1997	4.	1928 2008
	.319 (1519 AB) 2003	4.	19 2005	4.	1.56 (407.1 IP) 1998	5.	1880 2007
5.	.318 (1932 AB) 2000	5.	16 2003	5.	1.64 (417.1 IP) 2007		
			16 2002				
On Base Pct.		Runs Batted In		Strikeouts		Fielding Pct.	
1.	.340 (1726 AB) 2008	1.	267 2008	<i>(Per 7 Innings)</i>		1.	.966 (1348-724-72) 2001
2.	.330 (1396 AB) 2009	2.	214 2009	1.	6.86 (409.1 IP) 2004	2.	.964 (1427-643-78) 2002
3.	.313 (1781 AB) 2002	3.	190 2000	2.	6.27 (418.2 IP) 2006	3.	.959 (1256-396-71) 2006
4.	.307 (1932 AB) 2000	4.	176 1999	3.	6.24 (475.2 IP) 2002		.959 (1202-561-76) 2003
5.	.303 (1902 AB) 1999	5.	150 2007	4.	6.18 (436.0 IP) 2008	5.	.958 (1203-452-72) 2005
			150 2002	5.	5.97 (417.1 IP) 2007		
Stolen Base Pct.		Total Bases		Wins		Chances	
1.	.857 (60-70) 2005	1.	749 2008	1.	46 (46-29) 1999	1.	2496 2000
2.	.806 (54-67) 2007	2.	614 2000	2.	44 (44-31) 2000	2.	2477 1999
3.	.795 (31-39) 2009	3.	581 2009	3.	39 (39-28) 2002	3.	2148 2002
4.	.770 (97-126) 1999	4.	579 1999	4.	37 (37-29) 2008	4.	2144 2001
5.	.732 (30-41) 2008	5.	575 2002	5.	36 (36-30) 2001	5.	1913 1998
Games Played		Walks		Saves		Putouts	
1.	75 2000	1.	162 2008	1.	8 2000	1.	1579 1999
	75 1999	2.	151 2009	2.	7 2002	2.	1567 2000
3.	68 2002	3.	146 1999		7 1999	3.	1427 2002
4.	66 2008	4.	136 2000	4.	6 2001	4.	1348 2001
	66 2001	5.	125 2006	5.	5 2008	5.	1308 2008
					5 2005		
At Bats		Sacrifice Flies		Complete Games		Assists	
1.	1932 2000	1.	11 2000	1.	54 1997	1.	803 2000
2.	1902 1999		11 1999	2.	46 2001	2.	792 1999
3.	1781 2002	3.	10 2005		46 1998	3.	724 2001
4.	1726 2008	4.	9 1998	4.	40 2000	4.	643 2002
5.	1656 2001	5.	8 2006	5.	38 2002	5.	598 1997
Runs Scored		Sacrifice Hits		Shutouts			
1.	299 2008	1.	97 2000	1.	21 2001		
2.	233 1999	2.	96 2002	2.	17 1999		
3.	229 2009	3.	91 2001	3.	16 2002		
3.	227 2000	4.	86 1999	4.	14 2000		
4.	191 2002	5.	65 2003	5.	12 2006		
Hits		Stolen Bases		Innings Pitched			
1.	479 2000	1.	97 (97-126) 1999	1.	526.2 1999		
2.	461 2008	2.	69 (69-100) 2002	2.	522.1 2000		
3.	458 2002	3.	60 (60-70) 2005	3.	475.2 2002		
4.	455 1999	4.	58 (58-83) 2004	4.	449.1 2001		
5.	398 2001	5.	56 (56-80) 2000	5.	436.0 2008		
Doubles		Earned Run Avg.		Strikeouts			
1.	81 2000	1.	1.18 (449.1 IP) 2001	1.	424 2002		
2.	75 2008	2.	1.49 (522.1 IP) 2000	2.	415 1999		
3.	70 2009	3.	1.57 (475.2 IP) 2002	3.	401 2004		
4.	61 2001	4.	1.75 (526.2 IP) 1999	4.	385 2008		
5.	60 1999	5.	1.94 (407.1 IP) 1998	5.	375 2006		

CAREER - INDIVIDUAL

Batting Average

(Min. 200 AB)

1.	.296	Rachel LeMaster (219-741)	2004-07
2.	.294	Brett Erickson (184-625)	1997, 99-00
3.	.292	Dana Gulick (215-737)	1997-00
4.	.288	Jen Cirigliano (218-757)	1997-00
5.	.284	Blaire Perry (189-665)	2002-06
6.	.278	Jessica Bachkora (161-579)	2007-pres.
	.278	Danica White (224-807)	1999-02
8.	.276	Miranda Dixon (139-504)	2007-pres.
9.	.271	Whitney Cloer (164-606)	2006-09
10.	.269	Kim Eiben (176-655)	2000-03

Slugging Pct.

(Min. 200 AB)

1.	.516	Miranda Dixon (504 AB)	2007-pres.
2.	.452	Whitney Cloer (606 AB)	2006-09
3.	.416	Sandra Smith (411 AB)	2006-pres.
4.	.408	Dayna Huckabee (677 AB)	2005-08
	.408	Cortney Mitchell (343 AB)	2001-02
6.	.390	Kayla Johnson (666 AB)	2006-09
	.390	Jen Cirigliano (757 AB)	1997-00
8.	.389	Jessica Bachkora (579 AB)	2007-pres.
9.	.376	Brett Erickson (625 AB)	1997, 99-00
10.	.369	Julie Young (526 AB)	2000-03

On-Base Pct.

(Min. 200 AB)

1.	.363	Miranda Dixon (504 AB)	2007-pres.
2.	.363	Jen Cirigliano (757 AB)	1997-00
3.	.357	Brett Erickson (625 AB)	1997, 99-00
4.	.353	Danica White (807 AB)	1999-02
5.	.346	Sandra Smith (411 AB)	2006-pres.
6.	.344	Jessica Bachkora (579 AB)	2007-pres.
7.	.340	Dana Gulick (737 AB)	1997-00
8.	.332	Whitney Cloer (606 AB)	2006-09
9.	.331	Rachel LeMaster (741 AB)	2004-07
10.	.329	Kim Eiben (655 AB)	2000-03

Stolen Base Pct.

(Min. 20 Attempts)

1.	.849	Dana Gulick (73-86)	1997-00
2.	.845	Jessica Bachkora (49-58)	2007-pres.
3.	.844	Tiffany Woolley (27-32)	1999-02
4.	.792	Julie Young (19-24)	2000-03
5.	.760	Mindy O'Malley (38-50)	2003-06
	.760	Andy Wharton (38-50)	1999-02
7.	.758	Rachel LeMaster (75-99)	2004-07
8.	.683	Blaire Perry (56-82)	2002-06
9.	.677	Sheri Wahrmund (21-31)	1998-00
10.	.640	Zenobia Davison (16-25)	2002-05

Games Played

1.	280	Danica White	1992-02
2.	269	Tiffany Woolley	1999-02
3.	266	Blaire Perry	2002-06
	266	Jen Cirigliano	1997-00
5.	260	Andy Wharton	1999-02
6.	251	Kim Eiben	2000-03
7.	250	Dana Gulick	1997-00
8.	246	Dayna Huckabee	2005-08
9.	243	Rachel LeMaster	2004-07
10.	236	Kayla Johnson	2006-09

Games Started

1.	277	Danica White	1999-02
2.	265	Jen Cirigliano	1997-00
3.	244	Dayna Huckabee	2005-08
	244	Tiffany Woolley	1999-02
5.	240	Dana Gulick	1997-00
6.	239	Rachel LeMaster	2004-07
7.	231	Kim Eiben	2000-03
8.	229	Blaire Perry	2002-06
9.	225	Kayla Johnson	2006-09
10.	216	Mindy O'Malley	2003-06

At-Bats

1.	807	Danica White	1999-02
2.	757	Jen Cirigliano	1997-00
3.	741	Rachel LeMaster	2004-07
4.	737	Dana Gulick	1997-00
5.	677	Dayna Huckabee	2005-08
6.	666	Kayla Johnson	2006-09
	666	Tiffany Woolley	1999-02
8.	665	Blaire Perry	2002-06
9.	655	Kim Eiben	2000-03
10.	625	Brett Erickson	1997, 99-00

Runs Scored

1.	124	Kayla Johnson	2006-09
2.	119	Dana Gulick	1997-00
3.	104	Jessica Bachkora	2007-pres.
4.	86	Blaire Perry	2002-06
5.	83	Dayna Huckabee	2005-08
6.	82	Mindy O'Malley	2003-06
7.	77	Rachel LeMaster	2004-07
8.	76	Tiffany Woolley	1999-02
9.	75	Danica White	1999-02
10.	71	Whitney Cloer	2006-09

Hits

1.	224	Danica White	1999-02
2.	219	Rachel LeMaster	2004-07
3.	218	Jen Cirigliano	1997-00
4.	215	Dana Gulick	1997-00
5.	189	Blaire Perry	2002-06
6.	184	Brett Erickson	1997, 99-00
7.	176	Kim Eiben	2000-03
8.	172	Kayla Johnson	2006-09
9.	170	Tiffany Woolley	1999-02
10.	164	Whitney Cloer	2006-09

Doubles

1.	40	Danica White	1999-02
2.	39	Kim Eiben	2000-03
	39	Jen Cirigliano	1997-00
4.	35	Brett Erickson	1997, 99-00
5.	31	Kayla Johnson	2006-09
6.	30	Jessica Bahckora	2007-pres.
	30	Dayna Huckabee	2005-08
8.	26	Whitney Cloer	2006-09
	26	Miranda Dixon	2007-pres.
10.	22	Julie Young	2000-03
	22	Cortney Mitchell	2001-02

Triples

1.	12	Dayna Huckabee	2005-08
2.	10	Sheri Wahrmund	1998-00
3.	8	Jessica Bachkora	2007-pres.
4.	7	Danica White	1999-02
5.	6	Whitney Cloer	2006-09
6.	5	Mindy O'Malley	2003-06
	5	Brett Erickson	1997, 99-00
8.	4	multiple times*	

Home Runs

1.	31	Miranda Dixon	2007-pres.
2.	24	Whitney Cloer	2006-09
3.	20	Sandra Smith	2006-pres.
	20	Dayna Huckabee	2005-08
5.	17	Kayla Johnson	2006-09
6.	14	Samantha Buckner	2005-08
7.	12	Jen Cirigliano	1997-00
8.	10	Julie Young	2000-03
9.	9	Shana Easley	2003-06
10.	8	Cortney Mitchell	2001-02

Runs Batted in

1.	120	Jen Cirigliano	1997-00
2.	105	Dayna Huckabee	2005-08
3.	103	Miranda Dixon	2007-pres.
4.	101	Whitney Cloer	2006-09
5.	98	Kayla Johnson	2006-09
6.	95	Danica White	1999-02
7.	73	Kim Eiben	2000-03
8.	70	Julie Young	2000-03
9.	68	Sandra Smith	2006-pres.
10.	63	Samantha Buckner	2005-08

Total Bases

1.	295	Jen Cirigliano	1997-00
2.	293	Danica White	1999-02
3.	276	Dayna Huckabee	2005-08
4.	274	Whitney Cloer	2006-09
5.	260	Kayla Johnson	2006-09
	260	Miranda Dixon	2007-pres.
7.	238	Dana Gulick	1997-00
8.	235	Brett Erickson	1997, 99-00
9.	234	Rachel LeMaster	2004-07
10.	231	Kim Eiben	2000-03

Walks

1.	82	Danica White	1999-02
2.	74	Sandra Smith	2006-pres.
3.	70	Jen Cirigliano	1997-00
4.	56	Kayla Johnson	2006-09
5.	55	Miranda Dixon	2007-pres.
6.	49	Dana Gulick	1997-00
	49	Brett Erickson	1997, 99-00
8.	48	Aly Sartini	1997-00
	48	Jessica Bachkora	2007-pres.
10.	47	Whitney Cloer	2006-09

CAREER - INDIVIDUAL

Sacrifice Flies

1.	7	Jen Cirigliano	1997-00
2.	6	Sheri Wahrmund	1998-00
3.	5	Whitney Cloer	2006-09
	5	Aly Sartini	1997-00
5.	4	Dayna Huckabee	2005-08
	4	Kallie Foglesong	2004-06
	4	Kim Eiben	2000-03
	4	Brett Erickson	1997, 99-00
9.	3	Shana Easley	2003-06
	3	Ashley Carter	2003-05

Sacrifice Hits

1.	53	Blaire Perry	2002-06
2.	45	Tiffany Woolley	1999-02
3.	38	Julie Young	2000-03
4.	37	Andy Wharton	1999-02
5.	32	Dana Gulick	1997-00
6.	31	Jen Cirigliano	1997-00
7.	26	Mindy O'Malley	2003-06
8.	25	Rachel LeMaster	2004-07
	25	Kim Eiben	2000-03
10.	24	Nicole Deeter	2001-03

Stolen Bases

1.	75	Rachel LeMasters (75-99)	2004-07
2.	73	Dana Gulick (73-86)	1997-00
3.	56	Blaire Perry (56-82)	2002-06
4.	49	Jessica Bachkora (49-58)	2007-pres.
5.	38	Mindy O'Malley (38-50)	2003-06
	38	Andy Wharton (38-50)	1999-02
7.	27	Tiffany Woolley (27-32)	1999-02
8.	21	Sheri Wahrmund (21-31)	1998-00
9.	19	Julie Young (19-24)	2000-03
10.	16	Zenobia Davison (16-25)	2002-05

Earned Run Average

(Min. 150 IP)

1.	1.59	Heather Schlichtman (930.2 IP)	2001-04
2.	1.66	Rachel Talley (686.1 IP)	1999-02
3.	1.90	Tammy Kincaid (1051.1 IP)	1997-00
4.	2.43	Jennifer Bottoms (374.0 IP)	1998-01
5.	3.04	Valanna Lyons (375.0 IP)	2002-05
6.	3.07	Katy Henry (820.2 IP)	2005-08
7.	3.13	Blaire Perry (203.1 IP)	2002-06
8.	3.27	Miranda Dixon (460.2 IP)	2007-pres.
9.	3.42	Sarah Topham (172.0 IP)	2004-06
10.	3.97	Kim Jones (190.2 IP)	2008-pres.

Opponent Batting Average

(Min. 150 IP)

1.	.200	Heather Schlichtman (930.2 IP)	2001-04
2.	.225	Rachel Talley (686.1 IP)	1999-02
3.	.235	Tammy Kincaid (1051.1 IP)	1997-00
5.	.261	Blaire Perry (203.1 IP)	2002-06
6.	.265	Katy Henry (820.2 IP)	2005-08
7.	.268	Valanna Lyons (375.0 IP)	2002-05
8.	.272	Jennifer Bottoms (374.0 IP)	1998-01
9.	.276	Sarah Topham (172.0 IP)	2004-06
9.	.277	Miranda Dixon (460.2 IP)	2007-pres.
10.	.278	Kim Jones (190.2 IP)	2008-pres.

Walks Allowed

(Per 7 Innings)

1.	1.22	Rachel Talley (686.1 IP)	1999-02
2.	1.40	Tammy Kincaid (1051.1 IP)	1997-00
3.	1.72	Katy Henry (820.2 IP)	2005-08
4.	1.79	Miranda Dixon (460.2 IP)	2007-pres.
5.	1.91	Jennifere Bottoms (374.0 IP)	1998-01
6.	2.03	Heather Schlichtman (930.2 IP)	2001-04
7.	3.24	Blaire Perry (203.1 IP)	2002-06
8.	3.36	Valanna Lyons (375.0 IP)	2002-05
9.	3.70	Sarah Topham (172.0 IP)	2004-06
10.	4.33	Kim Jones (190.2 IP)	2008-pres.

Strikeouts

(Per 7 Innings)

1.	6.66	Heather Schlichtman (930.2 IP)	2001-04
2.	6.45	Katy Henry (820.2 IP)	2005-08
3.	6.20	Rachel Talley (686.1 IP)	1999-02
4.	5.36	Miranda Dixon (460.2 IP)	2007-pres.
5.	5.08	Valanna Lyons (375.0 IP)	2002-05
6.	4.99	Blaire Perry (203.1 IP)	2002-06
7.	4.96	Tammy Kincaid (1051.1 IP)	1997-00
8.	4.92	Sarah Topham (172.0 IP)	2004-06
9.	4.88	Kim Jones (190.2 IP)	2008-pres.
10.	3.52	Jennifer Bottoms (374.0 IP)	1998-01

Wins

1.	73	Heather Schlichtman (73-67)	2001-04
2.	72	Tammy Kincaid (72-80)	1997-00
3.	56	Katy Henry (56-68)	2005-08
4.	52	Rachel Talley (52-50)	1999-02
5.	33	Miranda Dixon (33-43)	2007-pres.
6.	23	Jennifer Bottoms (23-28)	1998-01
7.	22	Valanna Lyons (22-38)	2002-05
8.	13	Kim Jones (13-15)	2008-pres.
9.	10	Blaire Perry (10-14)	2002-6
10.	6	Sarah Topham (6-21)	2004-06

Saves

1.	9	Katy Henry	2005-08
	9	Rachel Talley	1999-02
	9	Tammy Kincaid	1997-00
4.	7	Miranda Dixon	2007-pres.
6.	6	Heather Schlichtman	2001-04
	6	Jennifer Bottoms	1998-01
7.	4	Valanna Lyons	2002-05
	3	Sarah Topham	2004-06
10.	1	Layne McGuirt	2008-pres.
	1	Kelly Ninemire	2005



Kayce Odle

Appearances

1.	186	Tammy Kincaid	1997-00
2.	180	Katy Henry	2005-08
3.	169	Heather Schlichtman	2001-04
4.	151	Rachel Talley	1999-02
5.	107	Miranda Dixon	2007-pres.
5.	93	Valanna Lyons	2002-05
6.	92	Jennifer Bottoms	1998-01
8.	51	Blaire Perry	2002-06
9.	48	Sarah Topham	2004-06
10.	47	Kim Jones	2008-pres.

Complete Games

1.	116	Tammy Kincaid	1997-00
2.	94	Heather Schlichtman	2001-04
3.	70	Katy Henry	2005-08
4.	51	Rachel Talley	1999-02
5.	30	Jennifer Bottoms	1998-01
6.	29	Miranda Dixon	2007-pres.
7.	25	Valanna Lyons	2002-05
8.	11	Kim Jones	2008-pres.
	11	Blaire Perry	2002-06
10.	10	Gretchen Thompson	1997

Shutouts

1.	26	Heather Schlichtman	2001-04
2.	19	Tammy Kincaid	1997-00
3.	15	Katy Henry	2005-08
	15	Rachel Talley	1999-02
5.	9	Jennifer Bottoms	1998-01
6.	6	Miranda Dixon	2007-pres.
7.	3	Kim Jones	2008-pres.
	3	Blaire Perry	2002-06
	3	Kayce Odle	2006
	3	Valanna Lyons	2002-05



Zenobia Davison

CAREER - INDIVIDUAL

Innings Pitched

1.	1051.1	Tammy Kincaid	1997-00
2.	930.2	Heather Schlichtman	2001-04
3.	820.2	Katy Henry	2005-08
4.	686.1	Rachel Talley	1999-02
5.	460.2	Miranda Dixon	2007-pres
6.	375.0	Valanna Lyons	2002-05
7.	374.0	Jennifer Bottoms	1998-01
8.	203.1	Blaire Perry	2002-06
9.	190.2	Kim Jones	2008-pres.
10.	172.0	Sarah Topham	2004-06

Batters Faced

1.	4474	Tammy Kincaid	1997-00
2.	3799	Heather Schlichtman	2001-04
3.	3553	Katy Henry	2005-08
4.	2787	Rachel Talley	1999-02
7.	2113	Miranda Dixon	2007-pres.
5.	1718	Valanna Lyons	2002-05
6.	1657	Jennifer Bottoms	1998-01
10.	938	Kim Jones	2008-pres.
8.	931	Blaire Perry	2002-06
9.	809	Sarah Topham	2004-06

Putouts

1.	1563	Kim Eiben	2000-03
2.	1412	Jen Cirigliano	1997-00
3.	1302	Danica White	1999-02
4.	1233	Shana Easley	2003-06
5.	1150	Samantha Buckner	2005-08
6.	1122	Whitney Cloer	2006-09
7.	607	Kris Hightower	1997-99
8.	526	Sandra Smith	2006-pres.
9.	512	Jennifer Bottoms	1998-01
10.	404	Kayla Johnson	2006-09

Strikeouts

1.	886	Heather Schlichtman	2001-04
2.	756	Katy Henry	2005-08
3.	745	Tammy Kincaid	1997-00
4.	608	Rachel Talley	1999-02
5.	353	Miranda Dixon	2007-pres.
6.	272	Valanna Lyons	2002-05
7.	188	Jennifer Bottoms	1998-01
8.	145	Blaire Perry	2002-06
9.	133	Kim Jones	2008-pres.
10.	121	Sarah Topham	2004-06

Fielding Pct.

(Min 80 Chances)

1.	1.000	Leslie Dixon	2008-pres.
2.	.992	Lisa Nieman (222-31-2)	2002-03
3.	.989	Danica White (1302-162-16)	1999-02
4.	.985	Whitney Cloer (875-63-9)	2006-09
	.985	Samantha Buckner (1150-82-19)	2005-08
	.985	Shana Easley (1233-108-21)	2003-06
7.	.979	Kim Eiben (1563-99-35)	2000-03
8.	.978	Kim Bryant (327-25-8)	1997
9.	.976	Jocelyne Moncrief (151-9-4)	2006-pres.
10.	.975	Rachel Talley (3-195-5)	1999-02

Assists

1.	558	Tiffany Woolley	1999-02
2.	458	Brett Erickson	1997, 99-00
3.	400	Aly Sartini	1997-00
4.	367	Dayna Huckabee	2005-08
5.	347	Blaire Perry	2002-06
6.	339	Tammy Kincaid	1997-00
7.	306	Heather Schlichtman	2001-04
8.	291	Kayla Johnson	2006-09
9.	257	Cortney Mitchell	2001-02
10.	225	Jen Cirigliano	1997-00

Strikeouts Looking

1.	279	Heather Schlichtman	2001-04
2.	254	Tammy Kincaid	1997-00
3.	188	Katy Henry	2005-08
4.	98	Rachel Talley	1999-02
5.	94	Valanna Lyons	2002-05
6.	64	Jennifer Bottoms	1998-01
7.	50	Miranda Dixon	2007-pres.
8.	37	Sarah Topham	2004-06
9.	33	Blaire Perry	2002-06
10.	15	Kayce Odle	2006

Chances

1.	1697	Kim Eiben	2000-03
2.	1682	Jen Cirigliano	1997-00
3.	1480	Danica White	1999-02
4.	1362	Shana Easley	2003-06
5.	1251	Samantha Buckner	2005-08
6.	1241	Whitney Cloer	2006-09
7.	908	Tiffany Woolley	1999-02
8.	841	Aly Sartini	1997-00
9.	817	Dayna Huckabee	2005-08
10.	757	Kayla Johnson	2006-09

Double Plays Turned

1.	42	Kim Eiben	2000-03
2.	33	Aly Sartini	1997-00
3.	32	Jen Cirigliano	1997-00
4.	30	Samantha Buckner	2005-08
5.	29	Tiffany Woolley	1999-02
6.	28	Jennifer Bottoms	1998-01
7.	25	Dayna Huckabee	2005-08
	25	Cortney Mitchell	2001-02
9.	24	Sandra Smith	2006-09
10.	23	Brett Erickson	1997, 99-00

The 1997 Arkansas softball squad was the inaugural Razorback team. The first senior class from that team also became the first to reach the NCAA Tournament in 2000. Several members of that inaugural team are still scattered throughout the Razorback record books, including former assistant coach Aly Sartini.



2010 OPPONENTS



THE RAZORBACKS ADVANCED TO THEIR SECOND STRAIGHT NCAA REGIONAL IN 2009. FIFTEEN TEAMS ON THIS YEAR'S SCHEDULE ALSO MADE REGIONAL APPEARANCES LAST SEASON, INCLUDING WCWS PARTICIPANTS FLORIDA, ALABAMA AND GEORGIA



FAYETTEVILLE, ARKANSAS

2010 OPPONENTS



Alabama Crimson Tide
April 24-25 - Fayetteville

Head Coach..... Patrick Murphy
2009 Record 54-11 (21-6)

Series Record Ala. leads 38-7
Letterwinners Ret./Lost 13/5
Starters Ret./Lost 5/5
Location Tuscaloosa, Ala.
Enrollment 28,807
Colors Crimson and White
Conference SEC (Western)

Home Park...Alabama Softball Complex
Softball Contact Skip Powers
Email spowers@ia.ua.edu
Phone 205/348-6734
Press Box# 205/348-0909
Web Site..... rolltide.com



Auburn Tigers
May 8-9 - Auburn, Ala.

Head Coach..... Tina Deese
2009 Record 30-29 (9-19)

Series Record AU leads 22-20
Letterwinners Ret./Lost 12/5
Starters Ret./Lost 5/4
Location Auburn, Ala.
Enrollment 24,137
Colors Burnt Orange and Navy Blue
Conference SEC (Western)

Home Park..... Jane B. Moore Field
Softball Contact Bob Grant
Email grantrs@auburn.edu
Phone 334/844-9810
Press Box# 334/844-5232
Web Site..... auburntigers.com



Florida Gators
April 10-11 - Fayetteville

Head Coach..... Tim Walton
2009 Record 63-5 (26-1)

Series Record UF leads 26-11
Letterwinners Ret./Lost 10/10
Starters Ret./Lost 5/3
Location Gainesville, Fla.
Enrollment 52,112
Colors Orange and Blue
Conference SEC (Eastern)

Home Park.... Katie Seashole Pressly Stadium
Softball Contact Suzanna Ollove
Email zannao@gators.uua.ufl.edu
Phone 352/375-4683 ext. 6128
Press Box# 352/379-2810 or 2879
Web Site..... gatorzone.com



Georgia Bulldogs
April 2-3 - Athens, Ga.

Head Coach..... Lu Harris-Champer
2009 Record 47-12 (18-7)

Series Record UGA leads 26-10
Letterwinners Ret./Lost 11/8
Starters Ret./Lost NA
Location Athens, Ga.
Enrollment 34,885
Colors Red and Black
Conference SEC (Eastern)

Home Park..... UGA Softball Complex
Softball Contact Tanner Tedeschi
Email tannert@sports.uga.edu
Phone 706/542-7993
Press Box# 706/425-3362
Web Site..... georgiadogs.com



Kentucky Wildcats
March 20-21 - Lexington, Ky.

Head Coach..... Rachel Lawson
2009 Record 34-23 (13-14)

Series Record Ark. leads 25-11
Letterwinners Ret./Lost 16/4
Starters Ret./Lost 8/0
Location Lexington, Ky.
Enrollment 27,000
Colors Blue and White
Conference SEC (Eastern)

Home Park..... UK Softball Complex
Softball Contact Deb Moore
Email deb.moore@uky.edu
Phone 859/257-8506
Press Box# NA
Web Site..... ukathletics.com



LSU Tigers
April 17-18 - Baton Rouge, La.

Head Coach..... Yvette Girouard
2009 Record 34-18-1 (15-10-1)

Series Record LSU leads 39-8
Letterwinners Ret./Lost 15/3
Starters Ret./Lost 8/1
Location Baton Rouge, La.
Enrollment 25,896
Colors Purple and Gold
Conference SEC (Western)

Home Park..... Tiger Park
Softball Contact Matt Dunaway
Email mdunaway@lsu.edu
Phone 225/578-1869
Press Box# 225/578-0155
Web Site..... lsusports.net



Ole Miss Rebels
May 1-2 - Fayetteville

Head Coach..... Missy Dickerson
2009 Record 23-29 (7-20)

Series Record Ark. leads 27-16
Letterwinners Ret./Lost 15/3
Starters Ret./Lost 7/2
Location Oxford, Miss.
Enrollment 18,344
Colors Cardinal Red and Navy Blue
Conference SEC (Western)

Home Park.... Ole Miss Softball Complex
Softball Contact Daniel Snowden
Email desnowde@olemiss.edu
Phone 662/915-7522
Press Box# 662/915-7851
Web Site..... olemisssports.com



Mississippi State Bulldogs
March 27-28 - Fayetteville

Head Coach..... Jay Miller
2009 Record 28-28 (8-19)

Series Record MSU leads 26-20
Letterwinners Ret./Lost 12/4
Starters Ret./Lost 9/1
Location Starkville, Miss.
Enrollment 18,601
Colors Maroon and White
Conference SEC (Western)

Home Park..... MSU Softball Field
Softball Contact Brock Turnipseed
Email ... bturnipseed@athletics.msstate.edu
Phone 662/325-7556
Press Box# 662/325-7546
Web Site..... mstateathletics.com

2010 OPPONENTS



South Carolina Gamecocks
March 17 - Columbia, S.C.

Head Coach.....Joyce Compton
2009 Record 21-24 (6-21)

Series RecordSC leads 23-12
Letterwinners Ret./Lost..... 13/7
Starters Ret./Lost 7/2
Location Columbia, S.C.
Enrollment 25,077
Colors Garnet and Black
ConferenceSEC (Eastern)

Home Park.....Beckham Field
Softball ContactKoby Padgett
Email kpadgett@sc.edu
Phone803/777-8017
Press Box#803/777-8428
Web Site..... gamecocksonline.com



Tennessee Lady Vols
April 14 - Fayetteville

Co- Head Coaches.....Ralph Weekly
..... Karen Weekly

2009 Record 40-18-1 (12-12-1)
Series Record UT leads 24-11
Letterwinners Ret./Lost..... 9/7
Starters Ret./Lost 7/2
Location Knoxville, Tenn.
Enrollment 27, 739
Colors Orange and White

ConferenceSEC (Eastern)
Home Park.... Sherri Parker Lee Stadium
Softball ContactBrian Davis
Email bdavis16@utk.edu
Phone865/974-7478
Press Box# NA
Web Site..... utladyvols.com



Buffalo Bulls
February 20 - Denton, Texas

Head Coach..... Jennifer Teague
2009 Record 25-27 (7-15)

Series Record First Meeting
Letterwinners Ret./Lost..... 7/2
Starters Ret./Lost 11/3
Location Buffalo, NY
Enrollment 28,192
Colors Royal Blue and White
Conference Mid-America

Home Park..... Nan Harvey Field
Softball ContactErin Dengler
Email endengler@buffalo.edu
Phone716/645-5523
Press Box# NA
Web Site..... tubathletics.buffalo.edu



Central Florida Golden Knights
February 26 - Columbus, Ga.

Head Coach.....Renne Luers-Gillispie
2009 Record 27-27 (11-12)

Series Record Ark. leads 2-1
Letterwinners Ret./Lost..... 10/5
Starters Ret./Lost 8/2
Location Orlando, Fla.
Enrollment 53,537
Colors Black and Gold
ConferenceConference USA

Home Park..... UCF Softball Complex
Softball Contact Sarah Tarasewicz
Email sarah@athletics.ucf.edu
Phone407/823-6489
Press Box#407/823-1874
Web Site..... UCFAthletics.com



Drake Bulldogs
February 21 - Denton, Texas
March 6 - Fayetteville

Head Coach..... Rich Calvert
2009 Record 30-23 (13-10)

Series Record Ark. leads 4-2
Letterwinners Ret./Lost..... NA
Starters Ret./Lost NA
Location Des Moines, IA
Enrollment 5,668
Colors Blue and White
Conference Missouri Valley

Home Park..... Buel Field
Softball Contact Brock Ascher
Email drakesid@hotmail.com
Phone515/271-3740
Press Box#515-208-8295
Web Site..... godrakebulldogs.com



Eastern Illinois Panthers
March 5 - Fayetteville

Head Coach.....Kim Schuette
2009 Record 25-29 (9-14)

Series Record First Meeting
Letterwinners Ret./Lost..... 13/2
Starters Ret./Lost 8/1
Location Charleston, Ill.
Enrollment 11,966
Colors Blue, Gray and White
Conference Ohio Valley

Home Park..... Williams Field
Softball Contact Bart Rettberg
Email bvrettberg@eiu.edu
Phone217/581-6408
Press Box#217/581-5135
Web Site..... eiupanthers.com



Illinois Illini
February 28 - Columbus, Ga.

Head Coach.....Terri Sullivan
2009 Record 29-17 (12-7)

Series Record First Meeting
Letterwinners Ret./Lost..... 14/6
Starters Ret./Lost 6/3
Location Urbana-Champaign, Ill.
Enrollment 42,326
Colors Orange and Blue
Conference Big Ten

Home Park.....Eichelberger Field
Softball Contact Emily Wickstrom
Email ewick@illinois.edu
Phone217/244-4982
Press Box#217/265-5396
Web Site..... fightingillini.com



Iowa Hawkeyes
February 12- Minneapolis, Minn.
February 27 - Columbus, Ga.

Head Coach.....Beth McClendon
2009 Record 29-34 (12-11)

Series Record Ark. leads 3-1
Letterwinners Ret./Lost..... 12/5
Starters Ret./Lost 6/3
Location Miami, Fla.
Enrollment 38,000
Colors Blue and Gold
ConferenceSun Belt

Home Park... University Park Softball Complex
Softball Contact Steven Schoon
Email sschoon@fu.edu
Phone305/348-2091
Press Box#305/348-6898
Web Site..... fuisports.com

2010 OPPONENTS



Iowa State Cyclones
March 6 - Fayetteville

Head Coach...Stacy Gemeinhardt-Cesler
2009 Record 26-29 (7-11)

Series Record First Meeting
Letterwinners Ret./Lost 13/6
Starters Ret./Lost 10/0
Location Ames, IA
Enrollment 27,945
Colors Cardinal and Gold
Conference Big 12

Home Park.. Southwest Athletic Complex
Softball Contact Matt Shoultz
Email mshoultz@iastate.edu
Phone 515/294-1393
Press Box# 515-520-7642
Web Site..... cyclones.com



Georgia Tech Yellow Jackets
February 27 - Columbus, Ga.

Head Coach.....Sharon Perkins
2009 Record 46-15 (17-3)

Series Record Series tied, 1-1
Letterwinners Ret./Lost 16/3
Starters Ret./Lost 8/4
Location Atlanta, Ga.
Enrollment 19,404
Colors Old Gold and White
Conference Atlantic Coast

Home Park..... Mewborn Field
Softball Contact Seth Gerard
Email sgerard@athletics.gatech.edu
Phone 404/894-5467
Press Box# 774-279-4461
Web Site..... ramblinwreck.com



Louisiana Tech Lady Techsters
March 13 - Fayetteville

Head Coach..... Sarah Dawson
2009 Record.....34-23 (12-8)

Series Record Ark. leads 2-1
Letterwinners Ret./Lost 15/6
Starters Ret./Lost 6/3
Location Ruston, La.
Enrollment 10,600
Colors Red and Blue
Conference Western Athletic

Home Park... Lady Techster Softball Complex
Softball Contact Malcolm Butler
Email mbutler@latech.edu
Phone 318/257-3144
Press Box# 318/614-4513
Web Site..... latechsports.com



Louisiana-Lafayette Ragin Cajuns
March 5 - Fayetteville

Co-Head Coaches.....Michael Lotief
.....Stefni Lotief

2009 Record 45-13 (18-5)
Series Record First Meeting
Letterwinners Ret./Lost 15/11
Starters Ret./Lost 7/2
Location Lafayette, La.
Enrollment 16,361
Colors Vermilion and White

Conference Sun Belt
Home Park... Alfred and Helen Lamson Softball Park
Softball Contact Cade Sirmans
Email sirmans@louisiana.edu
Phone 337/482-6329
Press Box# 337/262-1349
Web Site..... ragincajuns.com



Memphis Tigers
April 21- Sherwood, Ark.

Head Coach.....Windy Thees
2009 Record 22-30 (7-17)

Series Record First Meeting
Letterwinners Ret./Lost 12/6
Starters Ret./Lost 5/4
Location Memphis, Tenn.
Enrollment 20,214
Colors Blue and Gray
Conference Conference USA

Home Park..... Tiger Softball Complex
Softball Contact Brandon Kolditz
Email wkolditz@memphis.edu
Phone 901/678-2444
Press Box# 901-678-5461
Web Site..... gotigersgo.com



Minnesota Golden Gophers
Feb. 13- Minneapolis, Minn.

Co-Head Coaches.....Lisa Bernstein
.....Julie Standering

2009 Record 23-32 (6-14)
Series Record Ark. leads 2-1
Letterwinners Ret./Lost 11/10
Starters Ret./Lost 7/3
Location Minneapolis, Minn.
Enrollment 51,659
Colors Maroon and Gold

Conference Big Ten
Home Park...Jane Sage Cowles Stadium
Softball Contact Pat McCabe
Email mcca0512@umn.edu
Phone 612/625-4090
Press Box# 612/624-2992
Web Site..... gophersports.com



Missouri State Bears
February 20 - Denton, Texas
April 28 - Springfield, Mo.

Head Coach.....Holl Hesse
2009 Record 19-25 (8-12)

Series Record MSU leads 17-14
Letterwinners Ret./Lost 11/7
Starters Ret./Lost 4/5
Location Springfield, Mo.
Enrollment 22,938
Colors Maroon and White
Conference Missouri Valley

Home Park..... Killian Softball Stadium
Softball Contact Eric Doennig
Email .. ericdoennig@missouristate.edu
Phone 417-836-4586
Press Box# NA
Web Site..... missouristatebears.com



Nebraska Huskers
February 26 - Columbus, Ga.

Head Coach..... Rhonda Revelle
2009 Record 35-19 (9-9)

Series Record Nebraska leads 2-1
Letterwinners Ret./Lost 12/8
Starters Ret./Lost 8/7
Location Lincoln, Neb.
Enrollment 24,100
Colors Scarlet and Cream
Conference Big 12

Home Park..... Bowlin Stadium
Softball Contact Matt Smith
Email msmith@huskers.com
Phone 402/472-7780
Press Box# NA
Web Site..... huskers.com

2010 OPPONENTS



North Texas Mean Green
February 19 - Denton, Texas

Head Coach.....TJ Hubbard
2009 Record 26-28 (11-12)

Series Record Ark. leads 1-0
Letterwinners Ret./Lost..... 15/2
Starters Ret./Lost 6/2
Location Denton, Texas
Enrollment 33,500
Colors Green and White
Conference.....Sun Belt

Home Park..... Lovelace Stadium
Softball Contact Amy Ruggini
Email amy.ruggini@unt.edu
Phone 940/369-7980
Press Box# 940/369-7777
Web Site.....meangreensports.com



Oklahoma Sooners
March 24 - Fayetteville

Head Coach.....Patty Gasso
2009 Record 41-16 (14-4)

Series Record Oklahoma leads 15-2
Letterwinners Ret./Lost..... 12/4
Starters Ret./Lost 9/3
Location Norman, Okla.
Enrollment 30,092
Colors Crimson and Cream
Conference.....Big 12

Home Park.....OU Softball Complex
Softball Contact Cassie Gage
Email cassie@ou.edu
Phone 405/325-8372
Press Box# 405/325-8177
Web Site.....soonersports.com



Sam Houston State Bearkats
February 19 - Denton, Texas

Head Coach.....Bob Brock
2009 Record 28-26 (15-14)

Series Record SHS leads 1-0
Letterwinners Ret./Lost..... 16/2
Starters Ret./Lost 7/3
Location Huntsville, Texas
Enrollment 16,866
Colors Orange and White
Conference.....Southland

Home Park..... Bearkat Softball Complex
Softball Contact Paul Ridings
Email ridings@shsu.edu
Phone 936/294-1764
Press Box# 936/294-4132
Web Site.....gobearkats.com



SE Missouri State Redhawks
March 13 - Fayetteville

Head Coach.....Lana Richmond
2009 Record 29-21 (16-8)

Series Record First Meeting
Letterwinners Ret./Lost..... 11/1
Starters Ret./Lost 9/1
Location Cape Girardeau, Mo.
Enrollment 10,814
Colors Red and Black
Conference.....Ohio Valley

Home Park..... Southeast Softball Complex
Softball Contact Patrick Clark
Email paclark@semo.edu
Phone 573/651-2937
Press Box# 573/986-7385
Web Site.....gosoutheast.com



Southern Illinois- Edwardsville
March 14 - Fayetteville

Head Coach.....Sandy Montgomery
2009 Record 40-10

Series Record First Meeting
Letterwinners Ret./Lost..... 11/9
Starters Ret./Lost 6/3
Location Edwardsville, Ill.
Enrollment 13,398
Colors Red and White
Conference.....Ohio Valley

Home Park..... Cougar Stadium
Softball Contact Eric Hess
Email ehess@siue.edu
Phone 618/650-3608
Press Box# 618/650-3608
Web Site.....siuecougars.com



Southern Miss Golden Eagles
March 7 - Fayetteville

Head Coach.....Howard Dobson
2009 Record 26-28-2 (10-13-1)

Series Record Ark. leads 4-3
Letterwinners Ret./Lost..... 13/4
Starters Ret./Lost 7/3
Location Hattiesburg, Miss.
Enrollment 15,000
Colors Black and Gold
Conference.....Conference USA

Home Park.. Southern Miss Softball Complex
Softball Contact Jack Duggan
Email jack.duggan@usm.edu
Phone 601/266-4503
Press Box# 601/583-7345
Web Site.....southernmiss.com



Tulsa Golden Hurricane
March 31 - Tulsa, Okla.

Head Coach.....John Bargfeldt
2009 Record 40-17 (16-4)

Series Record Ark. leads 10-7
Letterwinners Ret./Lost..... 9/4
Starters Ret./Lost 7/4
Location Tulsa, Okla.
Enrollment 4,165
ColorsOld Gold, Royal Blue, Crimson
Conference.....Conference USA

Home Park.. Donna J. Hardesty Sports Complex
Softball Contact Eric Holler
Email eric-holler@tulsa.edu
Phone 918/631-2492
Press Box# 918/631-5426
Web Site.....tulsahurricane.com



Western Illinois Leathernecks
Feb. 12 - Minneapolis, Minn.

Head Coach.....Holly Van Vlymen
2009 Record 34-19 (21-2)

Series Record Series tied 2-2
Letterwinners Ret./Lost..... 11/5
Starters Ret./Lost 11/0
Location Macomb, Ill.
Enrollment 13,331
Colors Purple and Gold
Conference.....The Summit League

Home Park.....McKee Softball Stadium
Softball Contact Greg Lautzenheiser
Email ga-lautzenheiser@wiu.edu
Phone 309/298-1133
Press Box# 309/298-1255
Web Site.....goleathernecks.com

SERIES RECORDS

School	W	L	Pct.	Last
Akron	2	0	1.000	2003
ALABAMA	7	38	.155	2009
Alcorn State	1	0	1.000	2008
Appalachian	1	0	1.000	2004
Arizona	0	1	.000	2003
Arizona State	0	2	.000	2008
AUBURN	20	22	.476	2009
Ball State	1	1	.500	2009
Baylor	0	1	.000	2001
Bethune-Cookman	4	0	1.000	2002
Boston College	1	0	1.000	2002
Bradley	1	0	1.000	2009
Butler	1	0	1.000	2004
California	0	1	.000	1998
Cal Poly-SLO	0	3	.000	2005
UC-Santa Barbara	0	1	.000	1998
CS-Northridge	2	2	.500	2003
CS-Sacramento	0	3	.000	2005
UC-Riverside	2	0	1.000	2002
Centenary	10	1	.909	2009
Central Florida	2	1	.667	2003
Cleveland State	1	0	1.000	2009
Coastal Carolina	2	0	1.000	2002
Colorado State	2	2	.500	2007
Creighton	3	2	.600	2008
DePaul	0	1	.000	1998
Drake	4	2	.667	2009
East Carolina	0	1	.000	1997
Eastern Michigan	1	0	1.000	2000
Evansville	0	3	.000	2003
FLORIDA	11	26	.297	2009
Florida A&M	1	0	1.000	2000
Florida Atlantic	1	4	.200	2009
Florida International	3	2	.600	2009
Florida State	0	1	.000	1997
Fresno State	0	3	.000	2000
Fordham	1	0	1.000	2009
GEORGIA	10	26	.277	2009
Georgia Southern	2	0	1.000	2003
Georgia State	1	1	.500	2001
Georgia Tech	2	2	.500	2003
Hawai'i	1	1	.500	1998
Hofstra	1	0	1.000	1997
Houston	2	0	1.000	2003
Illinois-Chicago	1	0	1.000	2001
Indiana State	2	0	1.000	2008
Iowa	2	1	.667	2008
Jacksonville	1	1	.500	2004
Jacksonville State	4	0	1.000	2006
Kansas	7	16	.304	2007
KENTUCKY	25	11	.694	2009
Long Beach State	1	3	.250	2002
Louisiana-Monroe	8	2	.800	2008
Louisiana Tech	2	1	.667	2007
Loyola Marymount	3	1	.750	2002
LSU	8	39	.170	2009
McNeese State	2	0	1.000	1999
Maine	1	0	1.000	2001
Marshall	1	1	.500	2004
Michigan	0	1	.000	1997
Michigan State	0	1	.000	1997
Minnesota	2	1	.667	2009
MISSISSIPPI	27	16	.627	2009
MISSISSIPPI STATE	20	26	.434	2009
Miss. Valley State	5	0	1.000	2005
Missouri	2	4	.333	2009
Missouri-KC	6	0	1.000	2009
Missouri Southern	1	1	.500	1999

School	W	L	Pct.	Last
Missouri State	14	17	.451	2009
Nebraska	1	2	.333	2007
Nevada	1	0	1.000	2005
New Mexico State	1	2	.333	2005
Nicholls State	1	0	1.000	1998
North Carolina	0	2	.000	2006
North Dakota State	2	2	.500	2007
North Texas	1	0	1.000	2007
Northern Colorado	2	1	.667	2009
Northern Illinois	1	0	1.000	2004
Northern Iowa	2	3	.400	2009
Northwestern	0	2	.000	2003
Northwestern State	4	6	.400	2006
Notre Dame	2	2	.500	2001
Ohio State	2	1	.333	2001
Oklahoma	2	15	.117	2009
Oklahoma City	12	7	.600	2006
Oklahoma State	6	4	.600	2009
Oregon	3	2	.600	2008
Oregon State	0	2	.000	2000
Pacific	0	3	.000	1998
Penn State	0	1	.000	2006
Pittsburgh	1	0	1.000	2000
Pittsburg State	2	0	1.000	1999
Purdue	2	1	.667	2005
Rutgers	1	0	1.000	2007
Saint Louis	1	0	1.000	2008
Samford	1	0	1.000	2009
Sam Houston State	0	1	.000	2005
San Diego State	1	1	.500	2000
San Jose State	1	1	.500	2008
SOUTH CAROLINA	12	23	.342	2009
South Florida	1	2	.333	2007
Southern Mississippi	4	3	.571	2009
Southwest Texas	0	1	.000	2003
Stanford	0	2	.000	2000
Stephen F. Austin	0	3	.000	2005
TENNESSEE	11	24	.314	2009
Tenn.-Chattanooga	0	1	.000	2004
Tennessee Tech	3	0	1.000	2008
Texas	0	1	.000	2002
Texas-Arlington	2	1	.667	2005
Texas-El Paso	1	0	1.000	2004
Texas-San Antonio	2	1	.667	2007
Texas A&M	0	6	.000	2007
Texas A&M-CC	3	2	.600	2008
Texas Tech	3	2	.600	2003
Tulsa	10	7	.588	2009
Toledo	0	1	.000	1997
UAB	1	2	.333	2008
UNLV	1	0	1.000	2004
US Military Acad.	1	0	1.000	2002
Utah	1	3	.250	2002
Utah State	3	0	1.000	2003
Virginia	2	2	.500	2007
Virginia Tech	2	0	1.000	2002
Washington	0	1	.000	2003
Western Illinois	2	2	.500	2009
Western Kentucky	1	1	.500	2009
Wichita State	4	3	.571	2007
Wisconsin	1	1	.500	2002
Wisconsin-Green Bay	1	0	1.000	2009
TOTALS	374	453	.452	

*Tied Oklahoma City in 2002
SEC Opponents in **BOLD**

TEAM BY TEAM

	Akron (2-0)	
2-22-03	W, 4-3	Fayetteville
2-22-03	W, 8-4	Fayetteville
ALABAMA* (7-38)		
3-14-97	W, 9-1	Fayetteville
3-14-97	L, 3-2	Fayetteville
3-15-97	W, 2-1	Fayetteville
3-15-97	L, 7-1	Fayetteville
3-13-98	L, 7-1	Tuscaloosa
3-13-98	L, 12-0	Tuscaloosa
3-14-98	L, 6-0	Tuscaloosa
3-14-98	L, 8-3	Tuscaloosa
3-20-99	W, 5-4	Fayetteville
3-20-99	W, 4-2	Fayetteville
3-21-99	L, 6-3	Fayetteville
3-21-99	L, 12-7 (19)	Fayetteville
5-15-99	W, 3-2	Columbus, Ga.
3-17-00	L, 2-1	Tuscaloosa (13)
3-17-00	W, 11-6	Tuscaloosa (13)
3-18-00	L, 3-0	Tuscaloosa (13)
3-18-00	L, 8-6	Tuscaloosa (13)
3-17-01	L, 1-0	Tuscaloosa (4)
3-17-01	L, 4-0	Tuscaloosa (4)
3-18-01	L, 3-0	Tuscaloosa, (4)
5-10-01	L, 2-0	Chattanooga, Tenn. (7)
3-16-02	W, 2-0	Fayetteville (17)
3-16-02	L, 5-4	Fayetteville (17)
3-17-02	L, 5-1	Fayetteville (17)
5-9-02	L, 2-1	Chattanooga, Tenn. (18)
3-8-03	L, 7-1	Tuscaloosa (20)
3-8-03	L, 4-3	Tuscaloosa (20)
3-9-03	L, 5-0	Tuscaloosa (20)
3-6-04	L, 8-3	Fayetteville (8)
3-6-04	L, 4-2	Fayetteville (8)
3-7-04	L, 7-1	Fayetteville (8)
5-6-05	L, 4-0	Tuscaloosa (9)
5-7-05	L, 4-0	Tuscaloosa (9)
5-7-05	L, 8-1	Tuscaloosa (9)
5-5-06	L, 2-7	Fayetteville (4)
5-5-06	L, 0-7	Fayetteville (4)
5-6-06	L, 2-9	Fayetteville (4)
3-21-07	L, 0-9 (5)	Tuscaloosa (2)
3-21-07	L, 2-5	Tuscaloosa (2)
4-17-08	L, 0-4	Fayetteville (1)
4-17-08	L, 0-3 (6)	Fayetteville (1)
4-18-09	L, 1-9	Tuscaloosa (6)
4-18-09	L, 1-7	Tuscaloosa (6)
4-19-09	L, 0-9	Tuscaloosa (6)
Alcorn State (1-0)		
2-23-08	W, 7-4	Fayetteville
Appalachian (1-0)		
2-7-04	W, 1-0	Gainesville, Fla.
Arizona (0-1)		
2-16-03	L, 9-1	Tucson (2)
Arizona State (0-2)		
3-12-99	L, 5-0	San Diego, Calif.
3-1-08	L, 5-6 (8)	Tempe, Ariz.
AUBURN* (20-22)		
4-5-97	L, 7-6	Auburn
4-5-97	L, 2-1	Auburn
4-6-97	L, 2-0	Auburn
4-6-97	L, 9-0	Auburn
4-3-98	W, 5-4	Fayetteville
4-3-98	L, 4-2	Fayetteville
4-4-98	W, 5-4	Fayetteville
4-4-98	W, 6-4	Fayetteville
4-9-99	W, 1-0	Auburn
4-9-99	W, 3-1	Auburn
4-10-99	W, 4-0	Auburn
4-10-99	W, 4-0	Auburn
2-12-00	W, 7-4	Arlington, Texas
4-7-00	W, 2-0	Fayetteville
4-7-00	W, 6-2	Fayetteville
4-8-00	L, 3-1	Fayetteville
4-8-00	W, 4-2	Fayetteville
3-34-01	W, 6-0	Auburn
3-24-01	W, 5-2	Auburn
3-25-01	W, 4-3	Auburn

TEAM BY TEAM

<p>3-23-02 W, 6-2 Fayetteville 3-23-02 W, 4-0 Fayetteville 3-24-02 W, 3-2 Fayetteville 3-15-03 W, 4-1 Auburn 3-16-03 L, 2-0 Auburn 3-16-03 L, 3-2 Auburn 3-13-04 L, 1-0 (9) Fayetteville 3-14-04 L, 9-0 (6) Fayetteville 3-14-04 L, 3-0 Fayetteville 3-12-05 L, 4-0 Auburn 3-12-05 L, 10-1 (6) Auburn 3-13-05 L, 10-2 (5) Auburn 4-22-06 L, 4-5 Fayetteville (18) 4-22-06 W, 2-0 Fayetteville (18) 4-23-06 L, 1-2 Fayetteville (18) 3-27-07 L, 0-5 Fayetteville 3-27-07 L, 2-3 Fayetteville 3-18-08 L, 6-9 Auburn 3-18-08 L, 3-5 Auburn 4-4-09 L, 3-4 Fayetteville 4-4-09 W, 4-2 Fayetteville 4-5-09 L, 4-5 Fayetteville</p> <p style="text-align: center;">Ball State (1-1)</p> <p>3-7-97 L, 4-2 Tampa, Fla. 2-27-09 W, 1-0 Fayetteville</p> <p style="text-align: center;">Baylor (0-1)</p> <p>2-9-01 L, 3-1 Arlington, Texas</p> <p style="text-align: center;">Bethune-Cookman (4-0)</p> <p>2-13-00 W, 12-3 Arlington, Texas 2-9-01 W, 3-0 Arlington, Texas 2-2-02 W, 4-3 Daytona Beach, Fla. 2-3-02 W, 2-1 Daytona Beach, Fla.</p> <p style="text-align: center;">Bradley (1-0)</p> <p>2-27-09 W, 10-5 Fayetteville</p> <p style="text-align: center;">Boston College (1-0)</p> <p>2-16-02 W, 4-0 College Station, Texas</p> <p style="text-align: center;">Butler (1-0)</p> <p>2-21-04 W, 5-3 Las Vegas, Nev.</p> <p style="text-align: center;">California (0-1)</p> <p>3-19-98 L, 7-0 Sacramento, Calif.</p> <p style="text-align: center;">Cal Poly-SLO (0-3)</p> <p>2-28-98 L, 2-0 Santa Barbara, Calif. 3-1-98 L, 4-0 Santa Barbara, Calif. 2-5-05 L, 8-0 (6) San Luis Obispo</p> <p style="text-align: center;">UC-Santa Barbara (0-1)</p> <p>2-27-98 L, 9-8 Santa Barbara</p> <p style="text-align: center;">CS-Northridge (2-2)</p> <p>2-20-97 L, 4-3 San Diego, Calif. 2-19-00 W, 1-0 San Diego, Calif. 5-18-00 W, 5-0 Norman, Okla. 3-3-03 L, 7-4 St. George, Utah</p> <p style="text-align: center;">CS-Sacramento (0-3)</p> <p>2-22-97 L, 7-1 San Diego, Calif. 3-21-97 L, 3-1 Sacramento, Calif. 2-4-05 L, 4-0 San Luis Obispo, Calif.</p> <p style="text-align: center;">UC-Riverside (2-0)</p> <p>2-9-02 W, 4-2 Long Beach, Calif. 2-10-02 W, 4-1 Long Beach, Calif.</p> <p style="text-align: center;">Centenary (10-1)</p> <p>2-21-98 W, 9-0 Monroe, La. 3-6-99 W, 9-1 Fayetteville 3-7-99 W, 8-0 Fayetteville 3-23-05 W, 3-1 Shreveport 3-23-05 W, 6-5 Shreveport 2-17-06 L, 4-6 Shreveport 3-5-06 W, 3-0 Fayetteville 3-5-06 W, 1-0 Fayetteville 2-10-08 W, 13-1 (6) Texarkana, Ark. 2-10-08 W, 9-1 (5) Texarkana, Ark. 4-15-09 W, 6-2 Sherwood, Ark.</p>	<p style="text-align: center;">Central Florida (2-1)</p> <p>2-2-02 L, 6-5 Daytona Beach, Fla. 2-3-02 W, 2-1 Daytona Beach, Fla. 2-8-03 W, 6-2 St. Augustine, Fla.</p> <p style="text-align: center;">Coastal Carolina (2-0)</p> <p>3-11-02 W, 7-1 Myrtle Beach, SC 3-11-02 W, 2-1 Myrtle Beach, SC</p> <p style="text-align: center;">Colorado State (2-2)</p> <p>3-13-99 W, 2-0 San Diego, Calif. 2-5-05 W, 2-1 San Luis Obispo, Calif. 2-6-06 L, 6-4 San Luis Obispo, Calif. 2-24-07 L, 1-6 Fayetteville</p> <p style="text-align: center;">Creighton (3-2)</p> <p>3-1-97 W, 2-1 Fayetteville 3-2-97 L, 1-0 Fayetteville 3-6-98 L, 3-2 Fayetteville 2-24-08 W, 7-2 Fayetteville 3-1-08 W, 10-1 Tempe, Ariz.</p> <p style="text-align: center;">DePaul (0-1)</p> <p>3-6-98 L, 6-2 Fayetteville</p> <p style="text-align: center;">Drake (4-2)</p> <p>2-17-01 W, 2-1 Monroe, La. 2-24-06 W, 1-0 (8) Fayetteville 2-15-08 W, 5-4 (8) Minneapolis, Minn. 3-2-08 L, 0-10 (5) Tempe, Ariz. 2-13-09 L, 5-6 Minneapolis, Minn. 3-6-09 W, 6-3 Stillwater, Okla.</p> <p style="text-align: center;">East Carolina (0-1)</p> <p>3-8-97 L, 3-1 Tampa, Fla.</p> <p style="text-align: center;">Eastern Michigan (1-0)</p> <p>3-5-00 W, 6-1 Miami, Fla.</p> <p style="text-align: center;">Evansville (0-3)</p> <p>2-27-98 L, 1-0 Santa Barbara, Calif. 3-1-98 L, 7-1 Santa Barbara, Calif. 2-7-03 L, 2-0 St. Augustine, Fla.</p> <p style="text-align: center;">FLORIDA* (11-26)</p> <p>3-5-97 L, 2-1 Gainesville 3-5-97 L, 3-1 Gainesville 4-22-98 L, 2-1 Fayetteville 4-22-98 W, 4-3 Fayetteville 3-26-99 W, 4-0 Gainesville 3-26-99 L, 2-0 Gainesville 3-25-00 W, 2-1 Fayetteville (24) 3-25-00 W, 8-7 Fayetteville (24) 5-13-00 W, 2-1 Columbus, Ga. 3-31-01 L, 2-1 Fayetteville 3-31-01 L, 1-0 Fayetteville 4-1-01 W, 1-0 Fayetteville 3-30-02 L, 4-1 Gainesville 3-30-02 L, 2-1 Gainesville 3-31-02 W, 4-1 Gainesville 3-22-03 L, 2-1 Fayetteville 3-22-03 W, 2-1 Fayetteville 3-23-03 L, 5-1 Fayetteville 2-7-04 L, 4-3 Gainesville 3-20-04 L, 3-1 Gainesville 3-20-04 L, 7-2 Gainesville 3-21-04 W, 5-4 (11) Gainesville 3-19-05 L, 2-1 (8) Fayetteville (16) 3-19-05 L, 9-0 Fayetteville (16) 3-20-05 L, 8-0 (5) Fayetteville (16) 3-25-06 L, 8-9 Gainesville 3-25-06 W, 5-1 Gainesville 3-26-06 L, 2-3 (10) Gainesville 4-6-07 L, 0-4 Gainesville (23) 4-6-07 L, 0-5 Gainesville (23) 4-7-07 W, 1-0 Gainesville (23) 3-14-08 L, 0-1 Fayetteville (4) 3-14-08 L, 1-3 Fayetteville (4) 3-15-08 L, 2-7 Fayetteville (4) 4-25-09 L, 0-11 Gainesville (1) 4-25-09 L, 0-11 Gainesville (1) 4-26-09 L, 0-6 Gainesville (1)</p>	<p style="text-align: center;">Florida A&M (1-0)</p> <p>3-3-00 W, 8-0 Miami, Fla.</p> <p style="text-align: center;">Florida Atlantic (1-2)</p> <p>3-4-00 L, 5-0 Miami, Fla. 4-5-00 W, 7-3 Miami, Fla. 3-3-01 L, 2-1 Miami, Fla.</p> <p style="text-align: center;">Florida International (3-1)</p> <p>3-2-01 W, 4-1 Miami, Fla. 1-31-02 W, 5-4 Miami, Fla. 2-11-06 L, 3-8 Miami, Fla. 2-29-08 W, 13-4 Tempe, Ariz.</p> <p style="text-align: center;">Florida State (0-1)</p> <p>3-8-97 L, 4-0 Tampa, Fla.</p> <p style="text-align: center;">Fresno State (0-3)</p> <p>3-17-97 L, 8-0 Fresno, Calif. (2) 3-17-97 L, 8-0 Fresno, Calif. (2) 3-18-00 L, 1-0 San Diego, Calif. (3)</p> <p style="text-align: center;">Fordhan (1-0)</p> <p>2-22-09 W, 7-3 Boca Raton, Fla.</p> <p style="text-align: center;">GEORGIA* (10-26)</p> <p>4-13-97 W, 2-1 Fayetteville 4-13-97 L, 4-3 Fayetteville 4-12-98 W, 3-1 Athens 4-12-98 W, 2-1 Athens 4-18-99 W, 3-2 Fayetteville 4-18-99 W, 1-0 Fayetteville 4-14-00 W, 7-4 Athens 4-14-00 W, 4-0 Athens 4-7-01 L, 3-1 Fayetteville 4-7-01 W, 6-1 Fayetteville 4-8-01 W, 3-2 Fayetteville 4-6-02 L, 4-3 Athens (23) 4-6-02 L, 3-2 Athens (23) 4-7-02 L, 3-1 Athens (23) 3-29-03 L, 6-1 Fayetteville (9) 3-29-03 L, 11-0 Fayetteville (9) 3-30-03 L, 4-0 Fayetteville (9) 3-27-04 L, 8-0 (6) Athens (5) 3-27-04 L, 5-2 Athens (5) 3-28-04 L, 2-1 Athens (5) 3-25-05 L, 1-0 Fayetteville (13) 3-25-05 L, 10-0 (5) Fayetteville (13) 3-26-05 L, 10-4 Fayetteville (13) 2-10-06 L, 6-7 (9) Miami, Fla. (10) 3-11-06 L, 1-6 Athens (12) 3-11-06 L, 3-6 Athens (12) 3-12-06 W, 1-0 Athens (12) 5-11-06 L, 0-2 Athens (8) 4-28-07 L, 0-5 Fayetteville 4-28-07 L, 2-7 Fayetteville 4-29-07 L, 3-5 Fayetteville 3-29-08 L, 1-3 Athens (15) 3-29-08 L, 1-13 (5) Athens (15) 3-30-08 L, 1-3 Athens (15) 5-3-09 L, 0-8 Fayetteville (9) 5-3-09 L, 2-8 Fayetteville (9)</p> <p style="text-align: center;">Georgia Southern (2-0)</p> <p>2-2-03 W, 13-6 St. George, Utah 2-3-03 W, 3-2 St. George, Utah</p> <p style="text-align: center;">Georgia State (1-1)</p> <p>3-22-01 W, 7-0 Atlanta, Ga. 3-22-01 L, 3-2 Atlanta, Ga.</p> <p style="text-align: center;">Georgia Tech (2-2)</p> <p>2-17-01 W, 3-2 Arlington, Texas 3-21-01 L, 4-0 Atlanta, Ga. 3-18-03 L, 3-2 Atlanta, Ga. 3-18-03 W, 3-2 Atlanta, Ga.</p> <p style="text-align: center;">Hawaii (1-1)</p> <p>2-20-97 W, 5-4 San Diego, Calif. 3-20-98 L, 3-0 Sacramento, Calif.</p> <p style="text-align: center;">Hofstra (1-0)</p> <p>3-7-97 W, 6-5 Tampa, Fla.</p>	<p style="text-align: center;">Houston (2-0)</p> <p>2-9-01 W, 14-10 Arlington, Texas 1-31-03 W, 5-4 San Marcos, Texas</p> <p style="text-align: center;">Illinois-Chicago (1-0)</p> <p>2-10-01 W, 6-2 Arlington, Texas</p> <p style="text-align: center;">Indiana State (2-0)</p> <p>3-12-08 W, 12-2 (5) Fayetteville 3-12-08 W, 4-1 Fayetteville</p> <p style="text-align: center;">Iowa (2-1)</p> <p>2-11-06 W, 1-0 Miami, Fla. (24) 2-12-06 L, 1-5 Miami, Fla. (24) 2-17-08 W, 5-3 Minneapolis, Minn.</p> <p style="text-align: center;">Jacksonville (1-1)</p> <p>2-7-03 L, 3-2 St. Augustine, Fla. 3-19-04 W, 2-1 Jacksonville, Fla.</p> <p style="text-align: center;">Jacksonville State (4-0)</p> <p>3-16-98 W, 12-6 Jacksonville, Ala. 3-16-98 W, 1-0 Jacksonville, Ala. 3-3-06 W, 2-1 (11) Fayetteville 3-3-06 W, 6-2 Fayetteville</p> <p style="text-align: center;">Kansas (7-16)</p> <p>3-21-97 L, 3-0 Sacramento, Calif. 3-11-98 L, 3-2 Fayetteville 3-11-98 W, 3-2 Fayetteville 3-20-98 W, 9-7 Sacramento, Calif. 3-16-99 W, 5-3 Lawrence 3-16-99 L, 6-1 Lawrence 3-29-00 L, 4-2 Fayetteville 3-29-00 W, 5-2 Fayetteville 3-28-01 L, 4-1 Lawrence 3-28-01 W, 3-0 Lawrence 3-27-02 L, 2-1 Fayetteville 3-27-02 L, 3-0 Fayetteville 4-16-03 W, 5-1 Lawrence 4-16-03 L, 1-0 Lawrence 4-21-04 L, 5-4 (10) Fayetteville 4-21-04 L, 1-0 (6) Fayetteville 2-11-05 L, 5-1 Las Cruces, N.M. 4-26-05 L, 7-2 Lawrence 4-26-05 L, 6-5 Lawrence 4-5-06 L, 1-2 Fayetteville 4-5-06 L, 0-1 Fayetteville 4-3-07 L, 2-4 Lawrence 4-3-07 W, 6-1 Lawrence</p> <p style="text-align: center;">KENTUCKY* (25-11)</p> <p>4-25-97 L, 4-3 Lexington 4-25-97 W, 4-3 Lexington 4-24-98 L, 5-2 Fayetteville 4-24-98 W, 8-0 Fayetteville 4-28-99 W, 2-0 Lexington 4-28-99 L, 4-2 Lexington 4-30-00 W, 2-1 Fayetteville 4-30-00 W, 2-1 Fayetteville 5-5-01 L, 3-1 Fayetteville 5-5-01 W, 4-0 Fayetteville 5-6-01 W, 1-0 Fayetteville 5-11-01 W, 1-0 Chattanooga, Tenn. 5-2-02 L, 6-5 Lexington 5-3-02 L, 4-0 Lexington 5-3-02 W, 7-2 Lexington 4-26-03 W, 2-1 Fayetteville 4-26-03 L, 4-0 Fayetteville 4-27-03 L, 7-6 Fayetteville 4-24-04 W, 1-0 (8) Lexington 4-24-04 L, 8-5 Lexington 4-25-04 W, 5-1 Lexington 4-23-05 W, 10-2 (6) Fayetteville 4-23-05 W, 4-0 Fayetteville 4-24-05 W, 10-2 (5) Fayetteville 4-14-06 L, 0-8 (6) Lexington 4-15-06 W, 2-1 Lexington 4-15-06 W, 2-0 Lexington 3-31-07 W, 14-8 Fayetteville 3-31-07 W, 5-2 Fayetteville 4-1-07 W, 2-0 Fayetteville 4-12-08 W, 6-5 (9) Lexington 4-12-08 W, 3-0 Lexington</p>
--	---	---	---

TEAM BY TEAM

<p>4-13-08 W, 14-1 (5) Lexington 3-21-09 L, 4-11 Fayetteville 3-21-09 W, 8-5 Fayetteville 3-22-09 W, 4-3 Fayetteville</p> <p>Long Beach State (1-3) 2-21-97 L, 7-3 San Diego, Calif. 2-18-00 L, 2-1 San Diego, Calif. (15) 2-8-02 W, 2-1 Long Beach, 2-10-02 L, 2-1 Long Beach,</p> <p>Louisiana-Monroe (8-2) 2-19-01 L, 2-1 Monroe 2-26-05 W, 6-1 Fayetteville 2-27-05 W, 8-0 (5) Fayetteville 4-19-06 W, 3-2 Sherwood, Ark. 4-19-06 W, 4-3 Sherwood, Ark. 3-2-07 W, 1-0 Fayetteville 3-3-07 L, 1-4 Fayetteville 3-4-07 W, 8-5 Fayetteville 4-2-08 W, 3-0 Sherwood, Ark. 4-2-08 W, 6-0 Sherwood, Ark.</p> <p>Louisiana Tech (2-1) 2-20-98 L, 5-1 Monroe, La. 4-18-07 W, 1-0 Sherwood, Ark. 4-18-07 W, 5-4 Sherwood, Ark.</p> <p>Loyola Marymount (3-1) 3-12-99 L, 5-1 San Diego, Calif. 3-13-99 W, 4-3 San Diego, Calif. 2-8-01 W, 2-1 Long Beach, Calif. 2-9-02 W, 3-0 Long Beach, Calif.</p> <p>LSU* (8-39) 4-18-97 L, 3-0 Fayetteville 4-18-97 L, 2-1 Fayetteville 4-19-97 W, 2-1 Fayetteville 4-19-97 L, 7-1 Fayetteville 4-17-98 L, 1-0 Baton Rouge 4-17-98 L, 1-0 Baton Rouge 4-18-98 L, 3-1 Baton Rouge 4-18-98 L, 8-0 Baton Rouge 5-8-98 L, 2-1 Columbus, Ga. 4-23-99 L, 3-1 Fayetteville 4-23-99 L, 4-0 Fayetteville 4-24-99 L, 9-0 Fayetteville 4-24-99 W, 2-1 Fayetteville 5-14-99 L, 10-0 Columbus, Ga. 5-16-99 L, 4-3 (10) Columbus, Ga. 4-21-00 L, 3-1 Baton Rouge(7) 4-21-00 L, 7-0 Baton Rouge (7) 4-22-00 L, 3-1 Baton Rouge (7) 4-22-00 L, 9-0 Baton Rouge (7) 5-12-00 L, 2-0 Columbus, Ga. 3-3-01 L, 3-0 Baton Rouge (7) 3-3-01 W, 3-2 Baton Rouge (7) 3-4-01 L, 5-0 Baton Rouge (7) 4-2-02 L, 3-0 Fayetteville (5) 4-2-02 L, 4-0 Fayetteville (5) 4-3-02 L, 5-0 Fayetteville (5) 4-22-03 L, 10-1 Baton Rouge (11) 4-22-03 W, 6-5 Baton Rouge (11) 4-22-03 L, 8-0 Baton Rouge (11) 4-6-04 L, 7-0 Fayetteville (4) 4-6-04 L, 8-0 Fayetteville (4) 4-7-04 L, 10-1 (5) Fayetteville (4) 4-6-05 W, 5-3 Baton Rouge 4-6-05 L, 8-3 Baton Rouge 4-7-05 L, 6-4 Baton Rouge 4-25-06 W, 3-2 Fayetteville (11) 4-26-06 L, 3-4 Fayetteville (11) 4-26-06 W, 3-2 (9) Fayetteville (11) 4-21-07 L, 0-5 Fayetteville (6) 4-21-07 L, 0-7 Fayetteville (6) 4-22-07 L, 1-3 Fayetteville (6) 4-26-08 L, 0-4 Baton Rouge (15) 4-26-08 L, 6-8 (8) Baton Rouge (15) 4-27-08 L, 0-4 Baton Rouge (15) 4-10-09 W, 8-7 Fayetteville 4-10-09 L, 4-10 Fayetteville 4-11-09 L, 4-7 Fayetteville</p>	<p>McNeese State (2-0) 2-20-99 W, 2-1 Fayetteville 2-21-99 W, 7-2 Fayetteville</p> <p>Maine (1-0) 2-23-01 W, 2-0 Fayetteville</p> <p>Marshall (1-1) 4-9-04 W, 1-0 (11) Fayetteville 4-10-04 L, 3-0 Fayetteville</p> <p>Michigan (0-1) 2-23-97 L, 6-0 San Diego, Calif.</p> <p>Michigan State (0-1) 3-7-97 L, 8-0 Tampa, Fla.</p> <p>Minnesota (2-1) 2-15-03 L, 7-4 Tucson, Ariz. 2-17-08 W, 2-1 Minneapolis, Minn. 2-14-09 W, 3-2 Minneapolis, Minn.</p> <p>MISSISSIPPI* (27-16) 5-2-97 W, 2-1 Fayetteville 5-2-97 W, 2-1 Fayetteville 5-3-97 W, 5-1 Fayetteville 5-3-97 W, 6-2 Fayetteville 4-28-98 W, 2-1 Oxford 4-28-98 L, 4-3 Oxford 4-29-98 L, 1-0 Oxford 4-29-98 W, 3-0 Oxford 5-7-99 W, 4-1 Fayetteville 5-7-99 W, 3-2 Fayetteville 5-8-99 W, 6-0 Fayetteville 5-8-99 W, 4-2 Fayetteville 5-3-00 W, 3-0 Oxford 5-3-00 W, 2-0 Oxford 5-4-00 W, 5-0 Oxford 5-4-00 W, 7-3 Oxford 4-18-01 W, 2-1 Fayetteville 4-18-01 W, 2-0 Fayetteville 4-19-01 W, 2-0 Fayetteville 4-17-02 W, 1-0 Oxford 4-17-02 L, 3-2 Oxford 4-18-02 W, 5-2 Oxford 3-12-03 L, 3-2 Fayetteville 3-12-03 W, 4-1 Fayetteville 3-13-03 W, 4-2 Fayetteville 3-13-04 L, 5-4 (11) Oxford 3-14-04 L, 2-0 Oxford 3-14-04 W, 1-0 (9) Oxford 5-3-05 L, 2-1 Fayetteville 5-3-05 L, 4-1 Fayetteville 5-4-05 L, 1-0 (9) Fayetteville 3-21-06 L, 1-2 Oxford 3-21-06 W, 4-3 Oxford 3-22-06 W, 9-0 (5) Oxford 4-17-07 W, 7-0 Oxford 4-17-07 L, 0-1 Oxford 4-18-07 L, 4-7 Oxford 4-19-08 W, 3-2 Fayetteville 4-19-08 L, 0-8 (5) Fayetteville 4-20-08 L, 1-6 Oxford 3-28-09 L, 4-5 Oxford 3-28-09 L, 2-3 Oxford 3-29-09 W, 6-0 Oxford</p> <p>MISSISSIPPI STATE* (20-26) 3-28-97 L, 3-2 Starkville 3-27-97 W, 4-0 Starkville 3-28-97 W, 10-4 Starkville 3-28-97 W, 2-1 Starkville 3-27-98 L, 6-0 Fayetteville 3-27-98 W, 2-1 Fayetteville 3-28-98 L, 3-2 Fayetteville 3-28-98 L, 6-2 Fayetteville 4-3-99 L, 5-2 Starkville 4-3-99 L, 4-0 Starkville 4-4-99 L, 7-2 Starkville 4-4-99 L, 4-2 Starkville 3-31-00 W, 2-1 Fayetteville (19) 3-31-00 L, 4-3 Fayetteville (19) 4-1-00 L, 4-3 Fayetteville (19) 4-1-00 L, 4-0 Fayetteville (19)</p>	<p>5-11-00 W, 2-1 Columbus, Ga. (19) 4-28-01 L, 2-1 Starkville 4-18-01 L, 1-0 Starkville 4-19-01 L, 3-0 Starkville 5-12-01 W, 7-2 Starkville 4-27-02 W, 1-0 Fayetteville 4-27-02 W, 7-6 Fayetteville 4-28-02 W, 7-0 Fayetteville 5-10-02 L, 5-1 Chattanooga, Tenn. 4-18-03 W, 5-1 Starkville 4-18-03 L, 3-2 Starkville 4-19-03 W, 4-1 Starkville 4-17-04 L, 2-0 Fayetteville 4-17-04 L, 8-0 (6) Fayetteville 4-18-04 W, 4-2 Fayetteville 4-16-05 L, 5-4 Starkville 4-16-05 L, 1-0 Starkville 4-17-05 L, 2-1 Starkville 3-18-06 L, 0-5 Fayetteville (22) 3-18-06 L, 2-5 Fayetteville (22) 3-19-06 W, 4-2 Fayetteville (22) 5-4-07 L, 1-3 Starkville 5-4-07 W, 11-8 Starkville 5-5-07 L, 0-8 (5) Starkville 5-3-08 W, 3-1 Fayetteville (23) 5-3-08 L, 1-9 (5) Fayetteville (23) 5-4-08 W, 7-6 Fayetteville (23) 3-17-09 W, 8-3 Starkville 3-17-09 W, 5-1 Starkville 3-18-09 W, 3-2 Starkville</p> <p>Mississippi Valley St. (5-0) 2-28-04 W, 4-0 Fayetteville 2-28-04 W, 8-4 Fayetteville 2-29-04 W, 5-1 Fayetteville 3-5-05 W, 8-2 Fayetteville 3-6-05 W, 9-1 (6) Fayetteville</p> <p>Missouri (2-4) 2-27-00 W, 6-2 Fayetteville 2-27-00 W, 5-1 Fayetteville 2-8-04 L, 5-3 Gainesville, Fla. 2-24-07 L, 3-6 Fayetteville 2-25-07 L, 11-12 Fayetteville 2-21-09 L, 0-8 Boca Raton, Fla.</p> <p>Missouri-Kansas City (6-0) 2-8-03 W, 1-0 St. Augustine, Fla. 2-26-05 W, 7-1 Fayetteville 2-26-06 W, 3-0 Fayetteville 2-23-07 W, 7-0 Fayetteville 4-29-09 W, 7-1 Fayetteville 4-29-09 W, 16-1 Fayetteville</p> <p>Missouri Southern (1-1) 3-3-99 L, 2-1 Fayetteville 3-3-99 W, 6-0 Fayetteville</p> <p>Missouri State (14-17) 3-1-97 L, 4-0 Fayetteville 3-2-97 L, 5-2 Fayetteville 4-16-97 L, 6-0 Springfield 4-16-97 L, 8-3 Springfield 3-21-98 L, 3-0 Sacramento, Calif. 3-25-98 L, 1-0 Springfield 3-25-98 L, 4-2 Springfield 3-24-99 L, 3-0 Springfield 4-7-99 W, 2-1 Fayetteville 4-7-99 W, 2-1 Fayetteville 3-8-00 L, 5-4 Springfield 3-8-00 L, 10-2 Springfield 4-12-00 L, 1-0 Fayetteville 4-12-00 W, 5-0 Fayetteville 3-15-01 W, 5-4 Springfield 3-15-01 W, 5-0 Springfield 4-24-02 W, 4-0 Fayetteville 4-24-02 W, 4-3 Fayetteville 4-29-03 L, 7-0 Springfield 4-29-03 L, 5-4 Springfield 3-24-04 W, 6-5 (10) Fayetteville 3-24-04 W, 2-0 Fayetteville 4-13-05 L, 5-3 Springfield 4-13-05 W, 4-0 Springfield</p>	<p>2-26-06 W, 3-2 Fayetteville 4-11-06 W, 5-1 Fayetteville 4-11-06 W, 1-0 Fayetteville 4-29-08 L, 2-5 Springfield 4-29-08 W, 9-1 (5) Springfield 4-22-09 L, 1-2 Fayetteville</p> <p>Nebraska (1-2) 3-16-07 L, 2-6 Lincoln 3-17-07 L, 0-5 Lincoln 3-18-07 W, 5-4 Lincoln</p> <p>Nevada (1-0) 2-4-05 W, 3-1 San Luis Obispo, Calif.</p> <p>New Mexico State (1-2) 2-26-99 W, 6-2 Las Cruces 2-28-99 L, 3-2 Las Cruces 2-13-05 L, 8-3 Las Cruces</p> <p>Nicholls State (1-0) 2-21-98 W, 2-1 Monroe, La.</p> <p>North Carolina (0-2) 2-10-06 L, 0-5 Miami, Fla. 2-12-06 L, 4-8 Miami, Fla.</p> <p>North Dakota State (2-2) 2-25-06 W, 3-0 Fayetteville 3-16-07 L, 0-10 (5) Lincoln, Neb. 3-17-07 W, 2-1 Lincoln, Neb. 3-18-07 L, 5-6 Lincoln, Neb.</p> <p>North Texas (1-0) 3-6-07 W, 7-3 Fayetteville</p> <p>Northern Colorado (2-1) 2-22-08 W, 6-0 Fayetteville 2-22-08 W, 12-2 (5) Fayetteville 3-7-09 L, 2-6 Stillwater, Okla.</p> <p>Northern Illinois (1-0) 2-21-04 W, 1-0 (8) Las Vegas, Nev.</p> <p>Northern Iowa (2-3) 3-2-07 L, 0-3 Fayetteville 3-3-07 W, 9-1 (6) Fayetteville 3-4-07 W, 8-5 Fayetteville 2-15-08 L, 0-3 Minneapolis, Minn. 2-25-09 L, 0-7 Minneapolis, Minn.</p> <p>Northwestern (0-2) 5-20-00 L, 4-1 Norman, Okla. 2-15-03 L, 8-0 Tucson, Ariz.</p> <p>Northwestern State (4-6) 2-20-98 L, 5-1 Monroe, La. 2-11-00 L, 2-1 Arlington, Texas 2-12-00 W, 5-3 Arlington, Texas 2-22-04 L, 6-1 (5 rain) Las Vegas, Nev. 5-9-04 L, 2-0 Fayetteville 5-9-04 L, 6-3 (8) Fayetteville 3-5-05 L, 5-2 Fayetteville 3-6-05 W, 2-1 Fayetteville 3-4-06 W, 7-0 Fayetteville 3-4-06 W, 3-1 (8) Fayetteville</p> <p>Notre Dame (2-2) 2-26-00 W, 4-1 Fayetteville 2-26-00 L, 2-1 Fayetteville 2-24-01 L, 4-3 Fayetteville (14) 2-25-01 W, 2-0 Fayetteville (14)</p> <p>Ohio State (2-1) 3-4-00 W, 2-0 Miami, Fla. 3-2-01 L, 2-1 Miami, Fla. 3-4-01 W, 1-0 Miami, Fla.</p> <p>Oklahoma (2-15) 2-13-00 L, 5-3 Arlington, Texas (8) 2-23-00 L, 0-3 Norman (8) 2-23-00 L, 6-2 Norman (8) 2-10-01 L, 8-0 Arlington, Texas(2) 2-20-01 L, 2-0 Fayetteville (2) 2-20-01 L, 3-2 Fayetteville (2)</p>
--	--	---	--

TEAM BY TEAM

<p>3-2-05 L, 12-0 (5) Norman (12) 3-2-05 L, 8-0 (6) Norman (12) 5-1-06 L, 4-5 Fayetteville (23) 5-1-06 L, 0-5 Fayetteville (23) 2-28-07 L, 0-14 (5) Norman (6) 2-28-07 L, 2-10 (5) Norman (6) 4-7-08 W, 3-2 Fayetteville (11) 4-7-08 L, 2-3 (8) Fayetteville (11) 5-17-08 L, 5-6 (11) Norman (7) 4-8-09 W, 8-7 Norman (13) 5-16-09 L, 2-21 Norman</p> <p style="text-align: center;">Oklahoma City (12-7-1)</p> <p>3-1-97 L, 9-1 Fayetteville 2-21-98 L, 3-2 Monroe, La. 4-14-98 W, 1-0 Fayetteville 4-14-98 L, 5-3 Fayetteville 2-16-99 W, 8-7 Fayetteville 2-16-99 W, 7-3 Fayetteville 3-6-99 W, 4-3 Fayetteville 3-7-99 W, 3-2 Fayetteville 4-4-00 W, 2-1 Fayetteville 4-4-00 W, 5-0 Fayetteville 4-24-01 W, 2-0 Fayetteville 4-24-01 W, 2-1 Fayetteville 4-23-02 W, 2-0 Fayetteville 4-23-02 T, 0-0 (rain) Fayetteville 3-25-04 L, 1-0 Fayetteville 3-25-04 L, 5-1 Fayetteville 4-19-05 L, 1-0 Fayetteville 4-19-05 W, 7-4 Fayetteville 3-16-06 L, 6-7 Fayetteville 3-16-06 W, 7-0 (1) Fayetteville</p> <p style="text-align: center;">Oklahoma State (6-4)</p> <p>4-11-01 W, 3-0 Stillwater 5-10-02 W, 3-0 Fayetteville 3-31-04 L, 2-1 Stillwater 3-29-05 L, 4-3 Fayetteville 3-29-06 L, 1-8 Tulsa, Okla. 2-9-08 W, 4-3 Texarkana, Ark. 2-9-08 W, 3-2 (9) Texarkana, Ark. 3-26-08 W, 4-0 Fayetteville 3-8-09 L, 6-7 Stillwater 4-1-09 W, 8-0 Tulsa, Okla.</p> <p style="text-align: center;">Oregon (3-2)</p> <p>2-23-02 W, 5-1 Fayetteville 2-23-02 L, 3-0 Fayetteville 2-24-02 W, 8-5 Fayetteville 2-2-03 W, 3-1 San Marcos, Texas 5-17-08 L, 0-3 Norman, Okla.</p> <p style="text-align: center;">Oregon State (0-2)</p> <p>2-26-99 L, 10-1 Las Cruces 5-19-00 L, 4-1 Norman, Okla. (13)</p> <p style="text-align: center;">Pacific (0-3)</p> <p>3-18-97 L, 2-1 Stockton, Calif. (19) 3-18-97 L, 6-2 Stockton, Calif. (19) 3-20-98 L, 5-1 Sacramento, Calif.</p> <p style="text-align: center;">Penn State (0-1)</p> <p>2-24-06 L, 2-3 (10) Fayetteville</p> <p style="text-align: center;">Pittsburgh (1-0)</p> <p>3-3-00 W, 2-0 Miami, Fla.</p> <p style="text-align: center;">Pittsburg State (2-0)</p> <p>2-20-99 W, 9-0 Fayetteville 2-21-99 W, 7-1 Fayetteville</p> <p style="text-align: center;">Purdue (2-1)</p> <p>3-13-99 L, 11-10 San Diego, Calif. 2-12-00 W, 3-2 Arlington, Texas 2-13-05 W, 7-6 Las Cruces, N.M.</p> <p style="text-align: center;">Rutgers (1-0)</p> <p>2-18-07 W, 8-6 College Station, Texas</p> <p style="text-align: center;">Saint Louis (1-0)</p> <p>2-24-08 W, 18-3 Fayetteville</p> <p style="text-align: center;">Samford (1-0)</p> <p>2-8-09 W, 6-2 Hattiesburg, Miss.</p>	<p style="text-align: center;">Sam Houston State (0-1)</p> <p>2-20-05 L, 1-0 Corpus, Christi, Texas</p> <p style="text-align: center;">San Diego State (1-1)</p> <p>2-21-97 L, 5-2 San Diego 2-19-00 W, 2-1 San Diego</p> <p style="text-align: center;">San Jose State (1-1)</p> <p>3-21-97 L, 4-3 Sacramento, Calif. 2-29-08 W, 9-2 Tempe, Ariz.</p> <p style="text-align: center;">SOUTH CAROLINA* (12-23)</p> <p>4-10-98 L, 2-1 Columbia 4-10-98 W, 5-4 Columbia 4-16-99 W, 1-0 Fayetteville 4-16-99 W, 1-0 Fayetteville 5-13-99 W, 4-1 Columbus, Ga 4-15-00 W, 4-0 Columbia (19) 4-15-00 W, 4-3 Columbia (19) 5-13-00 W, 3-1 Columbus, Ga. (25) 5-14-00 L, 2-1 Columbus, Ga. (25) 3-10-01 L, 2-1 Fayetteville (18) 3-10-01 L, 1-0 Fayetteville (18) 3-11-01 W, 4-0 Fayetteville (18) 5-12-01 L, 1-0 Chattanooga, Tenn. (22) 3-9-02 L, 4-0 Columbia (24) 3-9-02 W, 5-2 Columbia (24) 3-10-02 L, 4-1 Columbia (24) 3-25-03 L, 5-2 Fayetteville (14) 3-25-03 L, 6-1 Fayetteville (14) 3-26-03 L, 5-1 Fayetteville (14) 3-16-04 L, 6-1 Columbia (15) 3-16-04 L, 2-1 (8) Columbia (15) 3-17-04 L, 6-5 Columbia (15) 3-8-05 L, 6-1 Fayetteville 3-8-05 L, 3-0 Fayetteville 3-9-05 L, 5-3 Fayetteville 4-9-06 L, 0-3 Columbia 4-9-06 L, 0-1 Columbia 3-10-07 L, 0-1 Fayetteville 3-10-07 L, 0-7 Fayetteville 3-11-07 L, 1-4 Fayetteville 3-8-08 L, 4-5 Columbia 3-8-08 W, 3-2 Columbia 3-9-08 L, 0-4 Columbia 3-11-09 W, 4-0 Fayetteville 3-11-09 W, 7-0 Fayetteville</p> <p style="text-align: center;">South Florida (1-2)</p> <p>2-6-04 L, 4-2 Gainesville, Fla. 2-9-07 W, 6-5 Tampa, Fla. (22) 2-10-07 L, 1-2 Tampa, Fla. (22)</p> <p style="text-align: center;">Southern Mississippi (4-3)</p> <p>2-11-00 L, 7-0 Arlington, Texas 3-21-02 W, 2-1 Hattiesburg, MS 3-21-02 W, 3-2 Hattiesburg, MS 4-1-03 W, 2-1 Fayetteville 4-1-03 L, 7-6 Fayetteville 2-6-09 W, 5-3 Hattiesburg, Miss. 2-7-09 L, 7-9 Hattiesburg, Miss.</p> <p style="text-align: center;">Southwest Texas (0-1)</p> <p>1-31-03 L, 4-1 San Marcos, Texas</p> <p style="text-align: center;">Stanford (0-2)</p> <p>2-22-97 L, 4-3 San Diego, Calif. 2-18-00 L, 8-2 San Diego, Calif. (21)</p> <p style="text-align: center;">Stephen F. Austin (0-3)</p> <p>2-11-00 L, 1-0 Arlington, Texas 3-16-05 L, 9-5 Fayetteville 3-16-05 L, 7-6 Fayetteville</p> <p style="text-align: center;">TENNESSEE* (11-24)</p> <p>4-27-97 L, 8-0 Knoxville 4-27-97 L, 9-2 Knoxville 4-26-98 W, 5-3 Fayetteville 4-26-98 W, 2-0 Fayetteville 5-8-98 L, 2-1 Columbus, Ga. 4-27-99 L, 3-0 Knoxville 4-27-99 L, 9-1 Knoxville 5-15-99 W, 3-2 Columbus, Ga. 5-16-99 W, 3-1 Columbus, Ga. 4-28-00 W, 2-1 Fayetteville</p>	<p>4-28-00 W, 5-3 Fayetteville 4-14-01 L, 4-2 Knoxville 4-14-01 W, 3-0 Knoxville 4-15-01 L, 4-2 Knoxville 4-13-02 W, 6-0 Fayetteville 4-13-02 L, 8-2 Fayetteville 4-14-02 W, 4-0 Fayetteville 4-5-03 L, 1-0 Knoxville 4-5-03 L, 9-2 Knoxville 4-6-03 L, 2-0 Knoxville 4-3-04 L, 7-3 Fayetteville (12) 4-3-04 W, 6-3 Fayetteville (12) 4-4-04 L, 6-0 Fayetteville (12) 4-3-05 L, 6-0 Knoxville (4) 4-3-05 L, 2-1 Knoxville (4) 4-1-06 L, 0-5 Fayetteville (5) 4-1-06 L, 1-8 Fayetteville (5) 4-2-06 L, 0-6 Fayetteville (5) 3-24-07 L, 0-4 Knoxville (1) 3-24-07 L, 0-1 Knoxville (1) 3-25-07 L, 0-5 Knoxville (1) 3-21-08 W, 5-2 Fayetteville (8) 3-21-08 L, 2-11 Fayetteville (8) 3-22-08 L, 2-4 Fayetteville (8) 3-25-09 L, 0-9 Knoxville (9)</p> <p style="text-align: center;">Tennessee-Chattanooga (0-1)</p> <p>2-6-04 L, 1-0 (9) Gainesville, Fla.</p> <p style="text-align: center;">Tennessee Tech (2-0)</p> <p>4-3-03 W, 2-1 Cookeville, Tenn. 4-3-03 W, 7-1 Cookeville, Tenn. 2-15-08 W, 2-1 Minneapolis, Minn.</p> <p style="text-align: center;">Texas (0-1)</p> <p>5-17-02 L, 6-2 Norman, Okla.</p> <p style="text-align: center;">Texas-Arlington (2-1)</p> <p>2-12-99 W, 2-1 Arlington 2-11-05 W, 5-4 Las Cruces, N.M. 2-18-05 L, 3-0 Corpus Christi, Texas</p> <p style="text-align: center;">Texas-El Paso (1-0)</p> <p>2-21-04 W, 5-0 Las Vegas, Nev.</p> <p style="text-align: center;">Texas-San Antonio (2-1)</p> <p>2-12-99 L, 3-2 Arlington, Texas 2-16-07 W, 8-0 College Station, Texas 2-17-07 W, 7-0 College Station, Texas</p> <p style="text-align: center;">Texas A&M (0-6)</p> <p>2-13-99 L, 0-2 Arlington, Texas 2-15-02 L, 2-0 (9) College Station 2-17-02 L, 2-0 College Station 5-16-02 L, 6-2 Norman, Okla. 2-16-07 L, 1-4 College Station (3) 2-17-07 L, 0-11 (5) College Station (3)</p> <p style="text-align: center;">Texas A&M-CC (3-2)</p> <p>2-1-03 L, 3-0 San Marcos, Texas 2-18-05 L, 2-0 Corpus Christi 4-4-08 W, 11-2 (5) Fayetteville 4-5-08 W, 8-1 Fayetteville 4-5-08 W, 5-1 Fayetteville</p> <p style="text-align: center;">Texas Tech (3-2)</p> <p>2-14-99 L, 5-4 Arlington, Texas 3-13-99 W, 4-1 San Diego, Calif. 2-25-01 L, 2-1 Fayetteville 2-25-01 W, 1-0 Fayetteville 2-1-03 W, 6-5 San Marcos, Texas</p> <p style="text-align: center;">Tulsa (10-7)</p> <p>4-9-97 L, 4-3 Fayetteville 4-9-97 W, 9-7 Fayetteville 4-1-98 W, 4-1 Tulsa 4-1-98 L, 2-1 Tulsa 2-12-99 W, 5-0 Arlington, Texas 4-21-99 W, 3-0 Fayetteville 4-21-99 W, 2-1 Fayetteville 3-23-00 L, 3-0 Tulsa 4-11-01 W, 10-0 Stillwater, Okla. 4-10-02 W, 7-1 Fayetteville 3-31-04 L, 6-0 Stillwater, Okla.</p>	<p>3-29-05 W, 7-2 Fayetteville 3-29-06 L, 4-7 Tulsa 3-26-08 L, 1-2 Fayetteville 5-16-08 W, 7-5 Norman, Okla. 4-1-09 W, 9-5 Stillwater, Okla. 5-15-09 L, 0-6 Norman, Okla.</p> <p style="text-align: center;">Toledo (0-1)</p> <p>3-22-97 L, 2-1 Sacramento, Calif.</p> <p style="text-align: center;">UAB (1-2)</p> <p>2-17-06 L, 1-9 (5) Shreveport, La. 2-8-08 W, 6-5 (8) Texarkana, Ark. 2-8-08 L, 2-4 Texarkana, Ark.</p> <p style="text-align: center;">UNLV (1-0)</p> <p>2-21-04 W, 1-0 Las Vegas, Nev.</p> <p style="text-align: center;">US Military Academy (Army) (1-0)</p> <p>5-17-02 W, 2-0 Norman, Okla.</p> <p style="text-align: center;">Utah (1-3)</p> <p>2-27-99 L, 4-2 Las Cruces, N.M. 3-13-99 L, 6-0 San Diego, Calif. 2-15-02 L, 3-0 College Station, Texas 2-16-02 W, 1-0 College Station, Texas</p> <p style="text-align: center;">Utah State (3-0)</p> <p>3-12-99 W, 3-0 San Diego, Calif. 2-28-03 W, 7-0 St. George, Utah 2-28-03 W, 9-0 St. George, Utah</p> <p style="text-align: center;">Virginia (2-2)</p> <p>2-25-00 W, 7-1 Fayetteville 2-25-00 W, 2-0 Fayetteville 2-9-07 L, 1-2 Tampa, Fla. 2-11-07 L, 1-4 Tampa, Fla.</p> <p style="text-align: center;">Virginia Tech (2-0)</p> <p>2-18-01 W, 1-0 Monroe, La. 3-1-02 W, 5-0 Chattanooga, Tenn.</p> <p style="text-align: center;">Washington (0-1)</p> <p>2-14-03 L, 12-3 Tucson, Ariz. (6)</p> <p style="text-align: center;">Western Illinois (2-2)</p> <p>3-14-07 L, 1-3 Fayetteville 3-14-07 L, 1-2 Fayetteville 2-16-08 W, 4-3 Minneapolis, Minn. 2-14-09 W, 5-3 Minneapolis, Minn.</p> <p style="text-align: center;">Western Kentucky (1-1)</p> <p>2-10-07 L, 0-1 Tampa, Fla. 2-7-09 W, 7-4 Hattiesburg, Miss.</p> <p style="text-align: center;">Wichita State (4-3)</p> <p>2-27-99 W, 7-4 Las Cruces, N.M. 2-27-99 W, 1-0 Las Cruces, N.M. 3-5-00 W, 4-2 Miami, Fla. 3-3-01 W, 5-0 Miami, Fla. 4-29-04 L, 1-0 Wichita 4-29-04 L, 3-0 Wichita 2-23-07 L, 1-3 Fayetteville</p> <p style="text-align: center;">Wisconsin (1-1)</p> <p>3-20-97 L, 5-0 Sacramento, Calif. 3-1-02 W, 6-0 Chattanooga, Tenn.</p> <p style="text-align: center;">Wisconsin-Green Bay (1-0)</p> <p>2-15-09 W, 8-0 Minneapolis, Minn.</p>
---	---	---	--

*SEC Teams
 () denotes ranking at time of game

SOUTHEASTERN CONFERENCE

SEC Softball will celebrate its 14th year of existence in 2010 and has established itself as one of the leading conferences in the sport.

The Southeastern Conference qualified a record nine teams for the 2009 NCAA Tournament - Alabama, Arkansas, Auburn, Florida, Georgia, Kentucky, LSU, Mississippi State, and Tennessee, as the conference made its 12th overall, seventh consecutive, Women's College World Series appearance. For the second consecutive year, Florida received the No. 1 national seed, while the SEC grabbed four total national seeds: No. 4 Alabama, No. 6 Georgia and No. 13 Tennessee.

The highlight of the season was when the SEC advanced a league record, three of the final four teams, to the WCWS: Florida, Alabama and Georgia.

Florida claimed its second consecutive SEC title and tournament title with a 26-1 record. The Gators posted a 63-5 overall record. Florida's Tim Walton was named Coach of the Year while Stacey Nelson earned Pitcher of the Year honors. Alabama's Charlotte Morgan was named Player of the Year and the Tide's Amanda Locke captured Freshman of the Year honors. Tennessee's Lillian Hammond was selected as Scholar-Athlete of the Year.

Softball came under the auspices of the Southeastern Conference in the 1996-97 season. Since that time, 10 different conference teams have made appearances in the NCAA Championship, including six teams earning Women's College World Series berths - one by South Carolina in the inaugural season, Alabama in 2000, 2003, 2005, 2006,

2008, 2009, Florida in 2008 and 2009, Georgia in 2009, LSU in 2001 and 2004 and Tennessee in 2005, 2006 and 2007.

Eight teams (Alabama, Auburn, Florida, Georgia, LSU, Mississippi State, South Carolina and Tennessee) have made Top 25 appearances and six teams have climbed into the Top 10 (Alabama, Florida, Georgia, LSU, South Carolina and Tennessee) of the NFCA/USA Today Poll. At least one SEC team has been ranked in the poll each week since the inception of SEC Softball.

South Carolina is the flagship team of the league with a rich history in softball dating back 35 seasons. The Gamecocks have made 15 NCAA Regional and three Women's College World Series appearances.

Mississippi State played softball for five seasons during the 1980's before resuming the sport when it was added to the SEC. Tennessee added softball in 1995-96, one year before its inception in the SEC. Alabama, Arkansas, Auburn, Florida, Georgia, Kentucky, LSU and Ole Miss began softball programs in 1996-97 to give the league 11 representatives (Vanderbilt does not sponsor softball).

The 1999 season was the first in which the conference was eligible for an automatic berth to the NCAA Championships.

As the sport continues to grow in competitiveness and popularity, the SEC has had six different regular season champions and five different conference tournament champions.

2009 SEC Final Standings

Eastern Division

Team	SEC	Overall	Pct.
Florida*^!	26-1	63-5	.963
Georgia	18-7	47-12	.720
Tennessee	12-12-1	40-18-1	.500
Kentucky	13-14	34-23	.481
S. Carolina	6-21	21-24	.222

Western Division

Team	SEC	Overall	Pct.
Alabama*	21-6	54-11	.778
LSU	15-10-1	34-18-1	.596
Arkansas	10-16	27-29	.385
Auburn	9-19	30-29	.321
Miss. State	8-19	28-28	.296

*Division champion; ^SEC Champion;
! SEC Tournament Champion

2010 SEC SOFTBALL TOURNAMENT

May 13-15 • Bogle Park • Fayetteville, Ark.

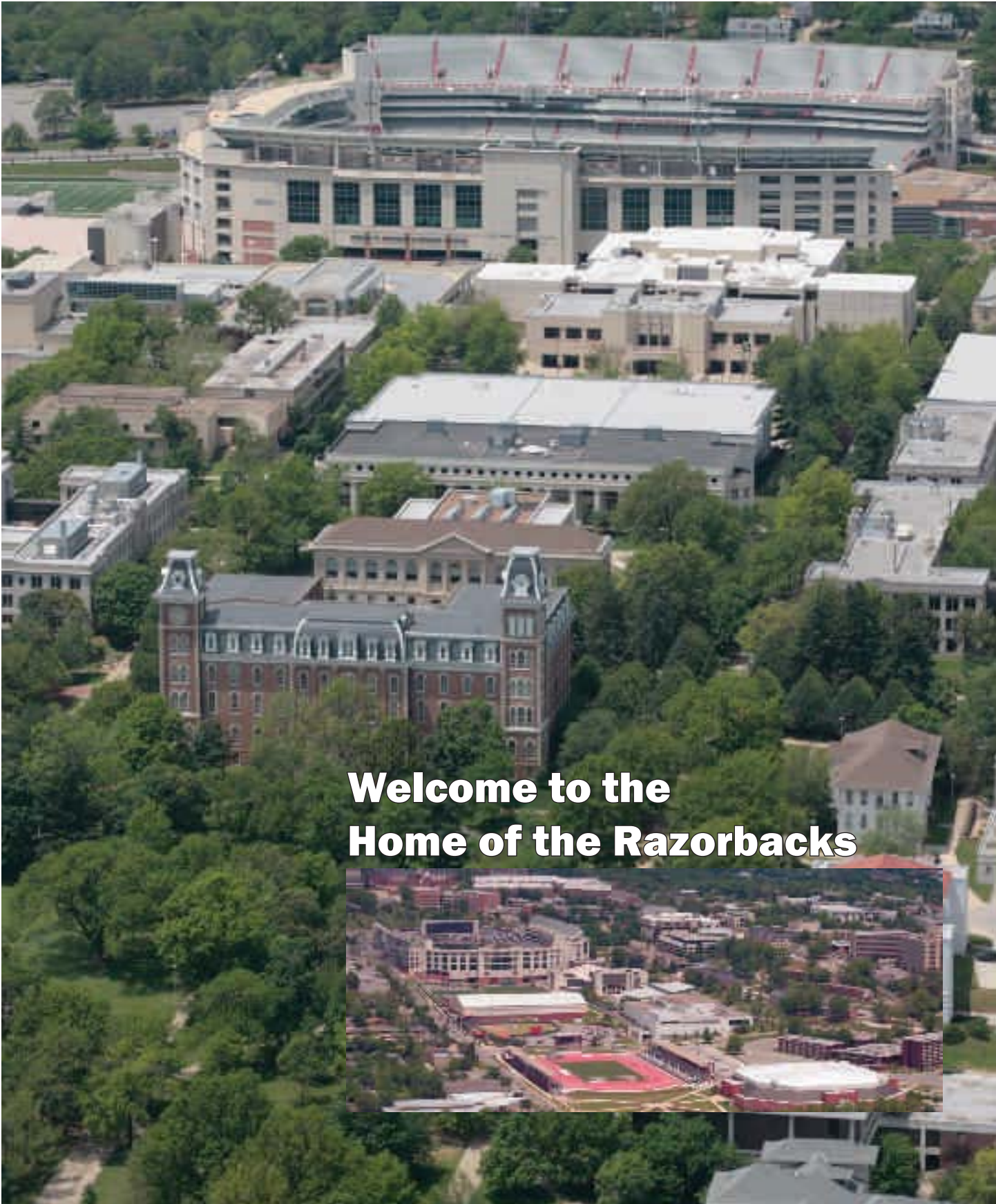


ALL TIMES LOCAL

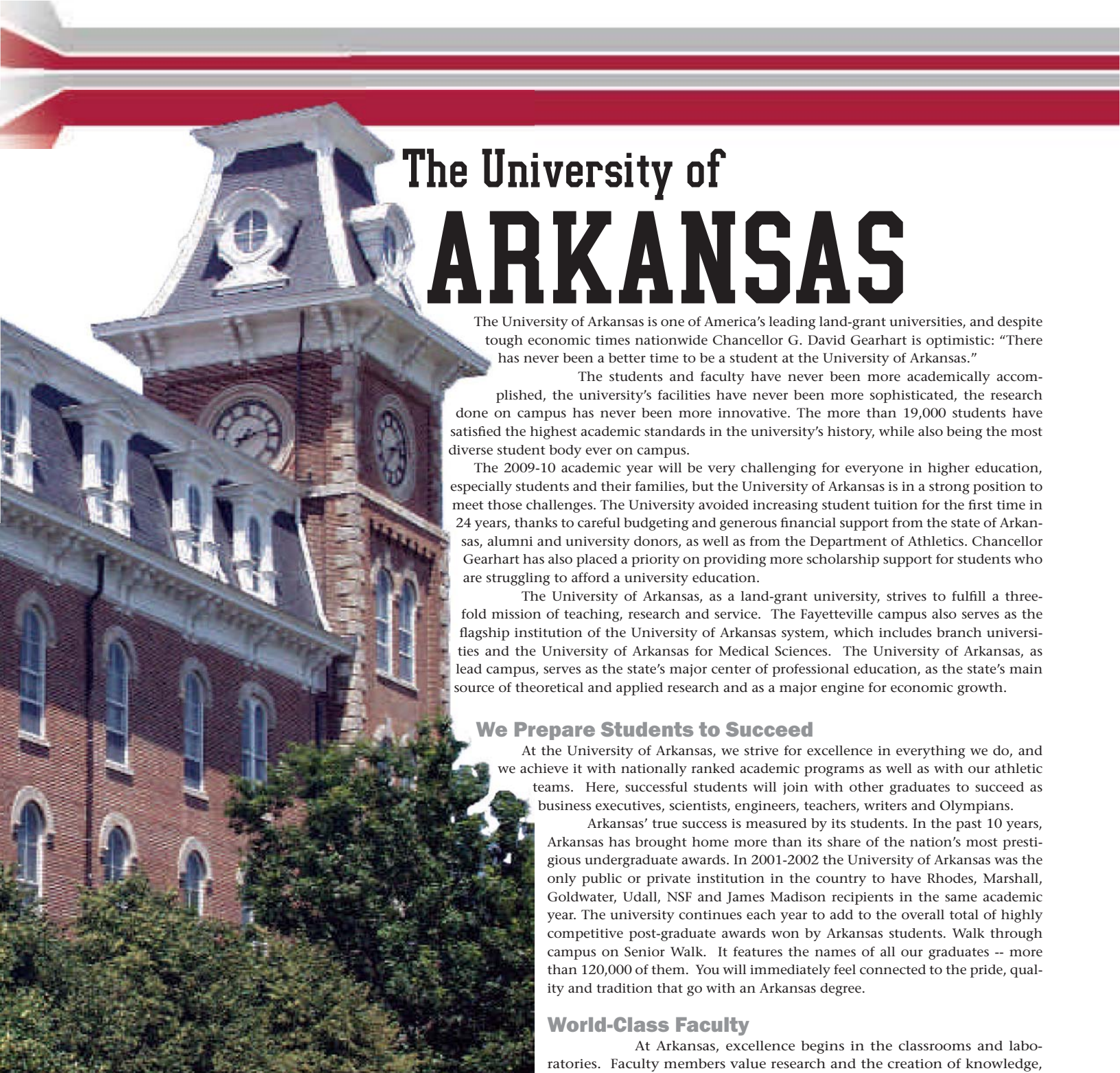
Seeding for the tournament will be as follows: The tournament will be seeded 1-8, regardless of division, based on conference winning percentage. The bracket is subject to change based on the seed of the host school.

Notes

- 72 NCAA Regional Appearances
- 15 Women's College World Series Appearances
- 201 NCAA Wins (includes Regional, Super Regional and WCWS)
- The SEC had three of the final four teams in the 2009 WCWS.
- A record nine teams advanced to the NCAA Championships in 2009.
- Florida is the first SEC team to claim the No. 1 national seed and earned that honor again in 2009.
- SEC teams have been ranked in every NFCA/USA Today poll since the inception of SEC softball.
- In 2009, six SEC athletes were named NFCA First-Team All-Americans. Overall, a record 14 players were named to the first, second and third teams combined. The previous best was 13 in 2008.



**Welcome to the
Home of the Razorbacks**



The University of **ARKANSAS**

The University of Arkansas is one of America's leading land-grant universities, and despite tough economic times nationwide Chancellor G. David Gearhart is optimistic: "There has never been a better time to be a student at the University of Arkansas."

The students and faculty have never been more academically accomplished, the university's facilities have never been more sophisticated, the research done on campus has never been more innovative. The more than 19,000 students have satisfied the highest academic standards in the university's history, while also being the most diverse student body ever on campus.

The 2009-10 academic year will be very challenging for everyone in higher education, especially students and their families, but the University of Arkansas is in a strong position to meet those challenges. The University avoided increasing student tuition for the first time in 24 years, thanks to careful budgeting and generous financial support from the state of Arkansas, alumni and university donors, as well as from the Department of Athletics. Chancellor Gearhart has also placed a priority on providing more scholarship support for students who are struggling to afford a university education.

The University of Arkansas, as a land-grant university, strives to fulfill a three-fold mission of teaching, research and service. The Fayetteville campus also serves as the flagship institution of the University of Arkansas system, which includes branch universities and the University of Arkansas for Medical Sciences. The University of Arkansas, as lead campus, serves as the state's major center of professional education, as the state's main source of theoretical and applied research and as a major engine for economic growth.

We Prepare Students to Succeed

At the University of Arkansas, we strive for excellence in everything we do, and we achieve it with nationally ranked academic programs as well as with our athletic teams. Here, successful students will join with other graduates to succeed as business executives, scientists, engineers, teachers, writers and Olympians.

Arkansas' true success is measured by its students. In the past 10 years, Arkansas has brought home more than its share of the nation's most prestigious undergraduate awards. In 2001-2002 the University of Arkansas was the only public or private institution in the country to have Rhodes, Marshall, Goldwater, Udall, NSF and James Madison recipients in the same academic year. The university continues each year to add to the overall total of highly competitive post-graduate awards won by Arkansas students. Walk through campus on Senior Walk. It features the names of all our graduates -- more than 120,000 of them. You will immediately feel connected to the pride, quality and tradition that go with an Arkansas degree.

World-Class Faculty

At Arkansas, excellence begins in the classrooms and laboratories. Faculty members value research and the creation of knowledge, knowing that investigating the unknown translates into first-rate teaching. They publish nearly 100 books each year, participate in conferences around the world, file patents for their innovative projects and win prestigious honors and awards.

World-Class Facilities

Over \$700 million in construction projects were completed on campus in the past decade, are now under construction or are in the planning stages. These include plans to upgrade or renovate several of our historic buildings. The university is also engaged in an ambitious program to improve the energy efficiency of 35 of our buildings, in an on-going effort to create a sustainable campus.

Old Main

One of the original buildings of Arkansas' campus, Old Main symbolizes the strong connection to the past and the focus upon the future which come together in the present at the University of Arkansas. Completed in 1876, Old Main stood the test of time until the mid-1980s when age and modern building codes threatened to send it to the wrecking ball as it did its sister building at the University of Illinois. A major fund-raising campaign by alumni totally renovated Old Main. Reopening in 1992, the building maintains the feel of a Victorian-era building with high ceilings and elaborate wooden trim. Just below the surface of the period hardwood floors, Old Main is hard-wired to the internet and built to last well into its second century.

Even with renovation, Old Main remained unfinished until 2006. One of the gifts during the Campaign for the Twenty-First Century specified the installation of a clock, originally planned for the blank faces of the south tower.

As mentioned, Old Main was built from shared plans with its counterpart on the Illinois campus, with one important difference. The north tower of Arkansas' Old Main is taller than the south tower. Legend says this was symbolic of the Civil War as the lead engineer was a northern veteran.



The link to the past . . .

. . . that lives on today

Senior Walk

The University of Arkansas is proud to be the last university in the nation maintaining what once was a common tradition of etching its graduates' names into the campus sidewalks. The 100,000th graduate's name went down in cement during the 1990s. Senior Walk stretches over five miles of campus sidewalks. The story of Senior Walk is a perfect example of how the University of Arkansas brings its commitment to the past together with innovations for the future. When the costs involved in hand-etching names into concrete forced numerous other universities to give up, the University of Arkansas turned to its physical plant and engineering school grads to create a one-of-a-kind computerized sandblasting machine -- the SandHog. Each summer, the SandHog roars across the front lawn of Old Main, etching the names of graduates into sidewalks.

J. William Fulbright College of Arts and Sciences

The J. William Fulbright College of Arts and Sciences is named after former University President and U.S. Senator J. William Fulbright. The College, which includes the School of Social Work, offers degrees in the liberal arts, which span everything from ancient



Egyptian dynasties to the latest discoveries in nanotechnology. Fulbright College students uncovered the world's largest nautiloid fossil, an eight-foot specimen that lived 325 mil-

lion years ago and was found buried in a culvert near Fayetteville.

Our graduates are known throughout the world. We can thank alumnus Robert Maurer for the revolution in communication made possible by his invention of fiber optic cable.



The College consists of 19 departments in the arts, sciences, humanities, and social sciences. Our flourishing honors program is built on the continuing success of our students. They regularly win competitive national awards, such as Marshall Scholarships, Barry Goldwater Scholarships, and NSF Fellowships. The College offers the premier Sturgis Fellowship for undergraduates.

World-Class Support

Investment in the future is critical, and the unprecedented Campaign for the Twenty-First Century that concluded in 2006 resulted in a billion dollar infusion of gifts to the University of Arkansas. The effort included the largest single gift to a U.S. public university in the history of American philanthropy: a \$300 million gift from the Walton Family Charitable Trust. Primary among the programs created by the Walton gift was the designation of \$200 million toward the establishment of the Honors College.

That kind of commitment from the state and the region is not uncommon. It was the effort of the city of Fayetteville and Washington County in submitting the highest bid to

the state in the 1870s that resulted in the University of Arkansas opening its doors here on Jan. 22, 1872.

Broad range of degrees

At Arkansas, students can major in one of over 120 undergraduate disciplines, many of which prepare them for entry into graduate studies ranging from law to medicine.

Nine Colleges and Schools: One University

The University has five colleges and four schools to provide a wide range of majors, from agricultural business to biological engineering, from architecture to nursing, from transportation and logistics to international relations, all taught by nationally acclaimed faculty.

A program in nanoscience that combines students and faculty in physics and engineering has made the university the leader in production of nanomaterials for universities across the country.

No matter what students choose to study the University of Arkansas has the programs, the faculty and the facilities to prepare them for the careers they want in the future.



Sam M. Walton College of Business

The Sam M. Walton College of Business is ranked among the top 25 public business schools in the United States. Named in honor of the world's most successful retailer and his family's generous 1998 gift of \$50 million, the Walton College is Arkansas' flagship business school. The college offers two bachelor's degrees in six disciplines: accounting, economics, finance, information systems, manage-



ment, and marketing and logistics, as well as five master's degrees, including the MBA, and two Ph.D. programs. In 2003, the Walton College introduced an innovative new business curriculum that integrates the business disciplines and better prepares its student for jobs. By connecting these disciplines, students see the big picture of a business. The college seeks to provide each student with experiences in and out of the classroom that simulate actual business so they are prepared for real-world and global opportunities. Established in 1926, the Walton College has been accredited by the AACSB International since 1931.



College of Engineering

You're competitive. You like a challenge. You like being part of a team. If this sounds like you, then check out the College of Engineering at the University of Arkansas.

Why choose engineering? It's a broad, flexible field full of diverse options. You can

choose to work in a corporation, pursue entrepreneurial research or apply your engineering background to a career in law, medicine or business. Whichever career path you choose, your engineering degree will prepare you to analyze situations and solve problems. You'll also be highly employable. According to the American Society for Engineering Education,



starting salaries for engineers' average around \$50,000.

Why choose the College of Engineering at the University of Arkansas? We're the only comprehensive engineering program in the state that offers undergraduate, graduate and doctoral degrees in seven different disciplines. We're also ABET-accredited, which means that your degree is recognized and respected by industry and academia.

Our low undergraduate student-to-faculty ratio (16 to 1) results in plenty of one-on-one coaching opportunities. Even as an undergrad, you'll work elbow to elbow with nationally and internationally recognized faculty and researchers.

Incoming freshmen benefit from the support of our Freshman Engineering Program. This program provides proactive support to students through orientation, peer mentoring, tutoring and supplemental instruction,



academic advising, basic career advising, and academic skills development.

The 2,300 students, 15,650 alumni and 200 faculty and staff members are passionately pursuing our goal of becoming and being perceived as one of the top-tier graduate and undergraduate engineering programs in the United States. We'd love for you to join our team.

Dale Bumpers College of Agricultural, Food and Life Sciences

If you are interested in plants, animals, business, the natural environment or the human environment — Bumpers College has a major for you. You'll be surprised at the diversity of our majors.



Bumpers College includes the School of Human Environmental Sciences, with popular majors such as Apparel

University of Arkansas Undergraduate Areas of Study

Dale Bumpers College of Agricultural, Food and Life Sciences

Agricultural Business
Agricultural Education, Communications, & Technology
Agricultural Communications (minor)
Agricultural Education (minor)
Agricultural Systems Technology Management (minor)
Animal Science
Apparel Studies
Biological Engineering
Crop Biotechnology (minor)
Crop Management
Entomology (minor)
Environmental, Soil and Water Science
Equine Science (minor)
Food, Human Nutrition and Hospitality
Food Science
General Foods and Nutrition (minor)
General Human Environmental Sciences

Global Agricultural, Food and Life Sciences (minor)
Horticulture (minor)
Horticulture, Landscape and Turf Sciences
Human Development and Family Sciences (minor)
Human Development, Family Sciences and Rural Sociology
Interior Design
Journalism (minor)
Landscape Horticulture (minor)
Pest Management (minor)
Plant Pathology (minor)
Poultry Science
Turf Management (minor)
Wildlife Habitat (minor)

Fay Jones School of Architecture
Architecture
Architectural Studies

Landscape Architecture
Landscape Arch. Studies

J. William Fulbright College of Arts and Sciences

African American Studies
American Studies
Anthropology
Arabic (minor)
Art
Art History (minor)
Asian Studies
Biology
Business
Chemistry
Classical Studies
Communication
Computer Science
Criminal Justice
Drama
Earth Science
Economics
English
European Studies
French
Gender Studies (minor)
Geography
Geology
German
Historic Preservation (minor)
History
International Relations
Japanese (minor)
Journalism
Latin American and Latino Studies
Legal Studies (minor)
Mathematics
Medieval and Renaissance Studies (minor)
Middle East Studies
Music
Philosophy
Physics
Political Science
Pre-Dentistry

Pre-Education
Pre-Law
Pre-Medicine
Psychology
Religious Studies (minor)
Russian Studies
Social Work
Sociology
Spanish
Statistics (minor)

Sam M. Walton College of Business

Accounting
Business Economics
Enterprise Resource Planning (minor)
Finance
Financial Economics (minor)
Information Systems
International Business
Management
Marketing

Transportation (minor)
Transportation and Logistics

College of Education and Health Professions

Childhood Education
Communication Disorders
Elementary Education
Health Science
Human Resource Development
Kinesiology
Nursing
Recreation

College of Engineering

Biological Engineering
Chemical Engineering
Civil Engineering
Computer Engineering
Electrical Engineering
Industrial Engineering
Mechanical Engineering

Studies; Human Nutrition, Hospitality and Restaurant Management; Interior Design; Human Development, Family Sciences and Rural Sociology; and General Human Environmental Sciences. Our Equine Program attracts students from many different majors. A Pre-Vet option is offered in both Poultry Science and Animal Science. Other popular majors are Agricultural Business; Environmental, Soil and Water Science; Food Science; Horticulture, Landscape and Turf Sciences; Crop Management; and Agricultural Education, Communication and Technology. Our Honors Program and Global Studies Program provide opportunities for students to spread their wings. Students come first in Bumpers College, which provides a family-like atmosphere.



College of Education and Health Professions

The College of Education and Health Professions, which includes the Eleanor Mann School of Nursing, prepares the professionals who touch people's lives every day - teachers, coaches, nurses, speech pathologists, counselors, school administrators and specialists in health science, exercise and recreation. The college's mission is to enhance the quality of life of the people of Arkansas, the nation and the world through the development of scholar-practitioners in education, health and human services.

Our students are involved in the community in many ways, including educating elementary children about health care at fairs sponsored by the Eleanor Mann School of Nursing and working as classroom teaching interns in local school districts.

Students enjoy hands-on learning in such partnerships with school districts and through research with faculty members. Research includes examining school reforms, studying treatment methods to reduce hospital stays for chronic diseases and learning about language acquisition by children.

Faye Jones School of Architecture

The Faye Jones School of Architecture, named for one of the foremost architects of the 20th century, enjoys a national reputation for producing outstanding designers who are well prepared for professional practice in architecture and landscape architecture. Faye Jones was a member of the School's first graduating class and later served on the faculty and as the school's first dean. He received

the AIA Gold Medal in 1990 at a White House ceremony; in 2000 the AIA ranked his Thorncrown Chapel in Eureka Springs as the fourth-best building by an American architect in the twentieth century.

Current faculty members continue to win national and international acclaim for their work. Students gain hands-on experience at the school's community design center, which has won numerous national and international design and teaching awards, and Garvan Woodland Gardens, the school's woodland botanical garden in Hot Springs. International study programs in Rome, Mexico City, and summer field studies in Europe also expand our students' perspective.



Honors College

One of the major benefits of the \$300 million Walton gift was the dedication of \$200 million for the Honors College to fund undergraduate University of Arkansas Honors College fellowships (\$50,000 for four years), to establish special study abroad and undergraduate research opportunities, and to support outstanding faculty in their research and honors teaching efforts.

The Honors College serves all undergraduate majors. Honors students enjoy small classes, priority registration, special housing, increased interaction with faculty, and enhanced opportunities for hands-on research.

Within the college, the Scholarship Office and the Office of Post-Graduate Fellowships provide additional services. Promising high school seniors are assisted with their applications for the many available Sturgis, Bodenhamer, Boyer, and University of Arkansas Honors College fellowships, as well as Chancellor's and University scholarships.



Fulbright Peace Fountain

Honoring J. William Fulbright, the 41-foot fountain is the heart of a main plaza behind Old Main. A bronze statue of the former UA president and world-renowned U.S. Senator stands facing the fountain. Inset, former President Bill Clinton speaks at the dedication of the statue.

School of Law

Named by U.S. News and World Report among the "most diverse" law schools in America, the School of Law builds on more than 80 years of tradition and alumni success to promote professionalism, civility and leadership. Our students follow a rigorous course of study that prepares them for success in law practice, business, public service and more. Whether pursuing a J.D. or an LL.M. in the nation's only agricultural law program, students have the opportunity to expand and refine their lawyering skills - and to serve their community and state - through the Legal Clinic, an active and effective pro bono program and various skills courses. Students also may participate in the publication of one of three law journals - Arkansas Law Review, Journal of Food Law & Policy and Journal of Islamic Law & Culture. The law school's outstanding faculty not only nurtures and challenges our students, but is committed to research and outreach. A recently completed expansion of the law center includes a state-of-the-art courtroom and classrooms, two-story entrance hall, reading room, conference room and coffee shop, making it one of the most striking buildings on campus and a popular gathering place for the university community.



Dr. G. David Gearhart, Chancellor

Dr. G. David Gearhart became the fifth chancellor of the University of Arkansas on July 1, 2008, following 10 years of service to the university in his capacity as vice chancellor for university advancement. During that decade leading up to his appointment as the campus' chief executive, he was the architect of the Campaign for the Twenty-First Century – the largest, most successful capital campaign in Arkansas history, which raised more than \$1 billion for academic programs and increased the endowment from \$119 million to almost \$900 million.

A native of Fayetteville, Ark., Chancellor Gearhart was born and raised in the shadow of Old Main. An alumnus of the university whose name is twice inscribed on Senior Walk for the law degree (J.D.) and doctor of education degree (Ed.D.) he earned, Gearhart feels that his entire adult life has prepared him for this singular honor and challenge.

"I believe the ultimate success of the University of Arkansas will be measured to a large extent on how it demonstrates its usefulness to society," Gearhart says. "Of all of the rich contributions that America has bestowed on the world, American higher education is among the most important. Our colleges and universities have become, perhaps, the most vital expression of the American political and social philosophy."

The path that would lead him back to his alma mater began in 1976, when Gearhart became assistant to the president at Westminster College in Fulton, Mo., where he received his baccalaureate two years earlier. In 1977, he was appointed the director of development at Westminster and led fundraising efforts for the Winston Churchill Memorial and Library. Thus was launched a nationally respected career in university advancement.



In 1978, he returned to his native state to become vice president for development at Hendrix College. After four years at Hendrix, Gearhart returned home for the first time when he was selected to be the director of development at the University of Arkansas.

In this role, he spearheaded the Campaign for Books, which added more than 100,000 volumes to the University of Arkansas Library.

In 1985, Gearhart took another career leap in being appointed vice president for development and university relations at The Pennsylvania State University. Three years later, he was promoted to senior vice president, responsible for the external relations programs for 23 campuses statewide. While at Penn State, he launched a major capital campaign, which raised in excess of \$352 million. Total private gifts to

Penn State during his 11 years at the university surpassed \$950 million, and Gearhart's division was cited three times by the Council for Advancement and Support of Education (CASE) with its grand gold medal, awarded to the nation's top advancement program.

In 1995, Gearhart joined the international consulting firm of Grenzebach, Glier, and Associates as senior vice president and managing director, but stayed closely connected to advancing the mission of higher education. The Chicago-based philanthropic management firm has hundreds of clients in the United States, Canada and Europe, and fundraising goals in excess of \$40 billion. Clients managed by Gearhart included nearly two dozen non-profit organizations, colleges and universities, among them American University, Brigham Young University, Rutgers University, University of Alabama, University of Connecticut, University of Miami (Fla.), University of Pittsburgh and University of Washington.

In 1998 Gearhart once again returned to his native state as vice chancellor for university advancement at the University of Arkansas. He was responsible for development, alumni relations, constituent relations, special events and university relations programs. Arguably, his most significant impact in this role was the stunningly successful Campaign for the Twenty-First Century, a billion-dollar capital campaign that concluded in June 2005 with the University of Arkansas taking its place as one of only 13 public universities at that time to have exceeded a billion dollars raised.

The centerpiece of this campaign was a \$300 million gift from the Walton Family Charitable Support Foundation, the largest gift ever made to a public university. The direct results of Gearhart's leadership in this effort included the creation of 132 new endowed faculty positions, 1,738 new student scholarship and fellowship funds, dozens of new and renovated facilities and classrooms, and growth of the overall endowment from \$119 million in 1998 to nearly \$900 million by the time he assumed the chancellorship.

In every imaginable way, the university was transformed by this campaign.

"At the University of Arkansas our ultimate purpose is to improve the human condition, to make life better for our citizens and our state and to contribute to the general welfare of our nation," says Gearhart. "Thanks in part to the Campaign for the Twenty-First Century, we've become recognized as a rising star as a major public research university in a state where higher education must play an increasingly larger role in the lives of its citizens. Working with our sister public institutions and in partnership with our own university system, we must work hard and smart to increase the college participation rate and to strengthen the quality of Arkansas' higher education. We must be seen as enthusiastic leaders in this venture, all in a time of diminished public resources nationally that will not make it easy, but a challenge that we at the university must embrace."

Gearhart was named a distinguished alumnus of his undergraduate alma mater, Westminster College, in 1992, and the same year was named a Fulbright Scholar and studied at Oxford University, Merton College in Oxford, England. In 1996, he was named an honorary alumnus of Penn



State, where he finished his doctoral coursework in higher education administration.

In addition to his responsibilities as chancellor, Gearhart is a tenured member of the faculty in the College of Education and Health Professions, holding the rank of professor. A nationally respected expert in capital campaigns, he is the author of two books, *The Capital Campaign in Higher Education and Philanthropy*, *Fund Raising and the Capital Campaign*, as well as numerous articles.

Among his current professional affiliations, Gearhart serves as vice president of the University of Arkansas Fayetteville Campus Foundation, is a member of the board of advisors for the Arkansas World Trade Center, is a member of the Northwest Arkansas Council, and is a member of the advisory board of the Pryor Center for Oral and Visual History. He also is a licensed attorney in the state of Arkansas.

Gearhart is married to the former Jane Brockmann, whom he married in 1974. They have two children: Katy, who is a graduate of Penn State University currently working as a speech pathologist; and Brock, a graduate of the University of Arkansas who is now a vice president of investments for Greenwood and Associates.

Gearhart's late father, George A. Gearhart, was publisher of the Northwest Arkansas Times in Fayetteville. His mother, Joan Gearhart Havens, lives in Fayetteville.

"I have many dreams and aspirations that I've long held for the University of Arkansas," Gearhart says, "and I look forward in the months and years ahead to sharing that vision and working with our outstanding students, faculty, staff, alumni and friends, and certainly the board of trustees, on reaching our lofty goals and realizing the full potential of our university."

Howard Brill, Faculty Athletics Representative

In his 15th year as the university's faculty representative for athletics is Howard W. Brill. A law professor at Arkansas since 1975, Brill served as the interim dean of the UA Law School during 2005-06. He previously served as a member of the Faculty Athletics Committee from 1991-94 and was on a special committee to prepare the SEC's Gender Equity Policy in the spring of 1994. He chaired Arkansas' NCAA Self-Study committee (1998) and co-chaired the second Self Study Committee (2004).

Brill is a 1965 graduate of Duke and earned his law degree at Florida in 1970. He received his Master's of law degree at Illinois in 1979. Brill has written two books on Arkansas law and has received several

awards honoring his teaching. He is licensed to practice law in Arkansas, Florida and Illinois; he is on the Professional Ethics Committee and the state Judicial Ethics Advisory Committee.

He is the Vincent Foster Professor of Legal Ethics and Professional Responsibility. Along with other courses, he teaches Baseball and the Law. He has served on the Governor's Code of Ethics Commission and as a Special Justice of the Arkansas Supreme Court.

Active in community service, Brill has served as chairman of the City of Fayetteville's Civil Service Commission, has coached youth soccer and basketball and is a Sunday School teacher. He and his wife Katherine have three children, Christian, Elizabeth and Andrew.



Student - Athlete Academic Support and Achievement



Melissa Harwood-Rom
Associate Athletic Director
for Student-Athlete Support Services

STUDENT-ATHLETE ACADEMIC SUPPORT AND ACHIEVEMENT MISSION STATEMENT

The primary focus of the Razorback Student-Athlete Academic Support and Achievement Program is to provide the student-athlete with the opportunity to develop the skills necessary to be a success in college and in life. This is accomplished through superior academic counseling, life skills training and preparation to enter the job market upon graduation.

The Bogle Academic Center

There is no higher priority for the University of Arkansas Athletic Department than the academic progress of its scholar-athletes. Thanks to the generous gift of Bob and Marilyn Bogle, the home of the Razorback Athletic Department's Student-Athlete Academic Support and Achievement program is the Bob and Marilyn Bogle Academic Center. The 15,000-square foot Bogle Academic Center is located in the east side of Donald W. Reynolds Razorback Stadium. Under the overall direction of Senior Associate Athletic Director Jon Fagg, the Bogle Academic Center houses the Arkansas Razorbacks Academic Support Program, the Razorback Office of Student Life and the Career Development Program.

Associate Athletic Director for Student-Athlete Support Services Melissa Harwood-Rom oversees the staff of professionals dedicated to directing student-athletes to reach their personal academic goals, and to do so in ways that balance their academic, athletic and personal lives.



Two Razorback softball players made the ESPN the Magazine All-District IV First Team in recent years, Miranda Dixon (left) in 2008 and 2009 and Jessica Bachkora in 2009 (right). Both were also chosen as chosen as National Fast-pitch Coaches Association (NFCA) scholar-athletes for the 2007-08 season.




Student-Athlete Academic Support and Achievement Services

The Mission Statement for the Razorback Student-Athlete Academic Support and Achievement division -- SAASA -- speaks for itself, but the improvements and achievements of the Razorbacks over the past academic year are what is most important.

At Arkansas, academic services are not just good grades and eligibility. Along with 18 of 19 teams exceeding the NCAA standard for APR, Razorbacks earned some of the highest conference and national academic honors in the 2008-09 year including a pair of Southeastern Conference Scholar-Athletes of the Year

It is also not about honoring the "A" student. Arkansas Athletics is committed to every single athlete improving his or her academic performance every semester, working to achieve academic "personal bests" with each class just the same as we would expect our athletes to hit personal records in competition.



University of Arkansas Academic Game Plan for Graduation

Student-athletes are expected to meet specific academic criteria in order to maintain eligibility. This is easily achieved by following the Academic Game Plan created by the Student-Athlete Academic Support and Achievement team.

The SAASA designs programs and sets specific goals to help student-athletes achieve academic success. An example of a key goal is the successful completion of 30 hours of coursework during each academic year. By maintaining this course load, Razorback athletes not only stay on track to graduate in four years, but easily meet eligibility requirements set by the NCAA.



Study Hall and Tutors

A quiet setting for uninterrupted study, the Bogle Academic Center provides three types of study hall space. The computer lab (above) has over 30 stations for individual computer-based study. An open study hall is available for group or individual study, and monitored by staff members of the SAASA. There are 17 individual study carrels that provide space for tutors to meet with student-athletes for individual instruction in specific subjects.



Each Razorback team sets its own criteria for study hall attendance. The use of tutors is a key element for academic success, allowing for individualized assistance and for reaching academic excellence in advanced subjects.

Honors and Awards

Academic Excellence Program

Recognition for Razorback athletes who exceed a 3.0 GPA each fall and spring semester.

Academic Champions

Razorbacks who scored perfect 4.0 grades for the semester

Athletic Director's List

Razorbacks with grades from 3.50 to 3.99

Athletic Department Honor Roll

Razorbacks with grades from 3.00 to 3.49

Lon Farrell Award

Presented to the graduating Razorback athlete each spring semester with the highest cumulative GPA.

Brandon Burlsworth Award

Voted on by the university faculty as the outstanding former non-scholarship student-athlete.

Hard Working Hog

Recognizing achievement of new personal academic bests each semester.

SEC Academic Honor Roll

Earning a 3.0 GPA or above for two consecutive semesters or cumulative 3.00 GPA.



Athletic Department Academic Champions

Spring 2009

Nanar Airpetian, women's tennis, international business; Jessica Bachkora, softball, kinesiology; Gina Bargiachi, swim/dive, art; Lane Boyer, men's track, geology; Stephanie Carr, swim/dive, recreation; Jessica Clark, swim/dive, nursing; Tara Diebold, women's track, comm. disorders; Megan Fawley, soccer, elem education; Hillary Freeman, softball, communication; Erin Gray, women's track, biology; Sarah Howard, swim/dive, journalism; Summer Jackson, swim/dive, political science; Sarah Landau, women's track, communication; Lisa Lunkenheimer, swim/dive, kinesiology; Scott Limbocker, baseball, political science; James McCann, baseball, kinesiology; Aurelija Miseviciute, women's tennis, economics; Kat Moffett, soccer, journalism; Erin Moskos, soccer, kinesiology; Erin Neumann, swim/dive, comm. disorders; Lucy Nunn, women's golf, kinesiology; Madison Palmer, swim/dive, recreation; Chase Philpot, football, engineering; Mackenzie Rhea, volleyball, biology; Genny Salvatore, gym, art; Angela Scott, women's track, Management; Mitchell Scott, men's track, journalism; Rachel Smith, soccer, apparel studies; Sandra Smith, softball, kinesiology; James Strang, men's track, English; Katie Stripling, women's track, kinesiology; Blake Strode, men's tennis, economics.

Fall 2008

Nanar Airapetian, tennis, international business; Jessica Bachkora, softball, kinesiology; Gina Bargiachi, swim/dive, art; Samantha Bolton, soccer, nursing; Jackie Booker, soccer, kinesiology; Stephanie Carr, swim/dive, journalism; Jessie Clark, swim/dive, nursing; Tara Diebold, track, comm. disorders; Megan Fawley, soccer, elem. education; Hillary Freeman, softball, communication; Sarah Gwisdala, soccer, marketing; Rachel Hawryluk, soccer, English; Sarah Howard, swim/dive, journalism; Amie Hubbard, softball, elem. education; Kayla Johnson, softball, psychology; Luke Laird, track, Horticulture; Sarah Landau, track, Communication; Scott Limbocker, baseball, political science; Lisa Lukenheimer, swim/dive, chemistry; James McCann, baseball, kinesiology; Beth McVean, soccer, kinesiology; Sam Murphy, baseball, communication; Erin Neumann, swim/dive, comm. disorders; Madison Palmer, swim/dive, recreation; Dacia Perkins, track, marketing; Leah Pierce, swim/dive, sociology; Corinna Rees, golf, political science; Mackenzie Rhea, volleyball, undeclared; Genny Salvatore, gym, art, Lance Thompson, football, exercise science; Rachel Smith, soccer, apparel studies; Blake Strode, tennis, economics; Anouk Tigu, tennis, business.



With the conclusion of the 2009 academic year, twenty members of the Razorback softball team were honored by the Arkansas Athletic Department, including three named Academic Champions for posting a 4.0 GPA. Sanda Smith (left), Hillary Freeman (right) and Jessica Bachkora led the group of softball student-athletes with the designation as Academic Champions. Five members were named to the Athletic Director's List (3.50-3.99) while 12 earned spots on the Athletic Department Honors Roll (3.00-3.49). The softball team also led all Arkansas athletic squads with 16 selections to the 2009 SEC Spring Academic Honor Roll.

Class Attendance

The University of Arkansas Razorback Athletic Department has an overall student-athlete class attendance policy. Student-Athletes Academic Support and Achievement assists with the enforcement of this policy through regular checks on class attendance. If traveling with a team, student-athletes notify instructors early in each semester regarding assignments or exams.

Student Life

The social and personal development of student-athletes is as important to the University of Arkansas as the academic and athletic achievement. The Office of Student Life focuses on the personal development and community service components of the NCAA CHAMPS/LifeSkills program. Training is provided in a variety of areas including financial planning, drug and alcohol education, time management, study skills and developing community service activities.

Career Development

The purpose of the Career Development Program is to assist student-athletes in making a smooth transition from the University of Arkansas into the workplace. This process begins during the freshman year with a one-hour course on career options.

Workshops are held to provide student-athletes training in resume writing, interviewing skills and etiquette. Individual assistance with locating summer internships and job placement gives student-athletes a head start into their chosen careers.

Arkansas Razorbacks in the Community

Community service is a vital part of the educational process for any college student, and Razorback athletes took the lead in 2008-09 by registering a record number of hours of community service work.

The often reported bad news in college sports sometimes masks the overwhelming good things done by the vast majority of student-athletes.

Among the programs that built the more than 2,500 volunteer hours performed in the past academic year:

Participation in the campus-wide clean-up after the disastrous ice storm of the winter of 2009.

Going out to area elementary schools to support the Book Hogs reading program and the Sweat Haws physical education awareness program.

Individual team projects ranging from volunteering at the Fayetteville Public Library, working with Habitat for Humanity, assisting with area shelters or helping the local youth programs like the Scouts.

The quiet efforts of our 19 Razorback teams have a long-lasting impact on the youth of our state. The incredible positive benefit of the time spent by the Razorbacks helping the community pays tremendous dividends, not only for the University of Arkansas, but for the entire state.

And while we focus here on the positive benefits for the fresh young faces who receive an autograph or a kind word of encouragement from a Razorback, we know that there is a considerable impact upon our student-athletes, our future leaders. The opportunity to give back impresses upon them that no matter their personal circumstances when they arrived in Fayetteville, they have a chance to not only improve their lives, but touch the lives of others.



One of the largest department outreach programs is Book Hogs, an elementary school reading program that takes Razorback athletes into area schools for assemblies to emphasize the power of reading. Several athletes reached out to inspire future Razorbacks with their stories of the importance of reading and studying at 13 elementary schools in the area. Above left, Michael Smith and D.J. Williams speak to more than 400 children at a local Fayetteville elementary school for a Book Hogs rally.



For the second year, Razorback athletes turned out to support Lift Up America. Football player Elton Ford (above) helps load a vehicle for one of the regional charities benefiting from the gift of food from Tyson Foods. At left, the 89 athletes from almost every Razorback team assisted in the project to combat hunger in the area.

+2,500

Community Service Hours Performed by Razorback Student-Athletes in 2008-09



Football player Nick Brewer shares some putt-putt time with a young fan as a part of Make a Difference Day. Razorback athletes from all sports participated in various community service activities across the city of Fayetteville. At right, Jermaine Love works with children at the Fayetteville Public Library in the youth section.

The members of the Razorback SAAC participated in the South-eastern Conference's "Yes We CAN" drive to collect canned food items for regional food banks. Working over two weekends and incorporating home events at football, soccer and volleyball, the SAAC members gathered 10,000 pounds of non-perishable food items. In addition, the SAAC coordinated Razorback student-athletes volunteering as celebrity sackers at Fayetteville area grocery stores to raise awareness and collect more food items.



Arkansas Razorbacks: Athletes & Graduates



Kattie Shepherd Allen
(BA, 1995)
NCAA Woman of the Year
for the State of Arkansas
Currently working on her
medical residency at
the Mayo Clinic
SEC 75th Anniversary
Stories of Character Honoree




"I am always proud of my degree from the University of Arkansas. I had the good fortune to go to on to UAMS in Little Rock to train in surgery after Fayetteville. When I left Little Rock to study at Cornell in New York, I was very pleased to find that my education and training at the University of Arkansas was equal to that of my colleagues from Ivy League schools. My time as a Razorback was my most life-shaping experience, and I have always been proud of how I was trained and what I learned at the University of Arkansas."

Jim Counce, M.D. (BA, 1978)
Member of 1978 Final Four Team
Cardiothoracic Surgeon



Mike Conley
(BA, 1985)

1992 Olympic Gold Medalist
Former World Record Holder
USAT&F Hall of Fame Member
Former Executive Director
Elite Athlete Programs
for USA Track & Field
Executive Director,
World Sport Chicago,
Organization leading the
Chicago 2016 Olympic bid



Members of the
Razorback Athletics
Class of 2009
celebrate at the
annual Graduate's
Reception in the
Raymond Miller
Room



Caleb Miller (BA, 1995)
Three-year starter for Razorbacks
Crip Hall and Harold Horton
awards at Arkansas
Third-round draft pick
for the Cincinnati Bengals

Who Else Graduates from the University of Arkansas?

Here's a short list of some of our numerous notable graduates:
Steve Atwater (BSBA '88), Two-time Super Bowl participant with the Denver Broncos
Regina Blakely (BA '81, JD '85), Former CBS News Reporter
George W. Haley (LLB '52), U.S. Ambassador to Gambia, brother of author Alex Haley
Jerry Jones (BA '65), Owner of the Dallas Cowboys
Ronald LeMay (BSBA '72), CEO, Sprint
Robert Maurer (BS '48), Inventor of fiber optic technology at Corning Glass
Rodney Slater (BA '80), First African-American U.S. Secretary of Transportation
Pat Summerall (BSE '53), Former CBS Sports and Fox Sports announcer
Don J. Tyson, Jr. ('52), Founder, Tyson Foods
Jim C. Walton (BSBA '71), President, Walton Enterprises
S. Rob Walton (BSBA '66), Former Chairman of the Board, Wal-Mart Stores



"The University of Arkansas isn't a huge university, but it has a huge reputation. My professors were concerned with my personal goals; concerned about how I wanted to develop as an individual. There is a great amount of one-on-one mentoring with the teachers. I think one of the greatest things about Arkansas is that you are an individual, a real person — not just an I.D. number — to the faculty and staff."

Tiffany Wright (BA, 1998)
Tiffany Wright went from 1998 NCAA Women's Final Four to graduation to sideline reporter for ESPN's coverage of the WNBA within weeks. Today, she is the sports anchor at ABC affiliate, WSOC, in Charlotte, N.C.

Jeff Long

Vice Chancellor for Intercollegiate Athletics and Director of Athletics

Entering his second full year as Vice Chancellor and Director of Athletics, Jeff Long has not only guided the University of Arkansas' Department of Intercollegiate Athletics through a period of unprecedented transition, he has transformed and revitalized a tradition-rich athletics program encompassing 19 sports and nearly 460 student-athletes. Long has not only accepted, but embraced the challenge of leading a Razorback program that serves as a source of pride for so many at the University of Arkansas, in all corners of the state and to thousands of Razorbacks all around the world.

Long has established a multi-faceted combined athletics program uniformly committed to the development of student-athletes academically, athletically and socially. A part of Chancellor G. David Gearhart's Executive Committee, Long and other members of the University's leadership team are charged with developing policies and charting the course for the future of higher education. Since his arrival, Long and his staff have re-engaged the athletic department with the University Community working to more fully integrate Razorback Athletics into the campus environment.

The success of Long's approach can be measured in part by the remarkable accomplishments of the Razorback program in his tenure. Arkansas has captured five conference championships and advanced to 25 post-season competitions while drawing more than a million fans annually to campus to cheer on the Razorbacks. In the classroom, the Razorbacks exceed national APR standards in 18 of 19 sports while nine of 15 sport programs im-

proved their team GPA from 2007-08 to 2008-09. In the community, Razorback student-athletes are more active than ever volunteering more than 2,500 hours of time in between the rigors of school and athletic practice and competition.

Administratively, landmark agreements have been negotiated with ISP and with Southeastern Conference television partners to guarantee future revenue streams and secure the financial base of the program in uncertain economic times.

Even the most optimistic outlook would have been hard pressed to foresee the level of success that the Razorback program would attain in such a short time after Long was selected to replace legendary athletic director and former Razorback football coach Frank Broyles in September of 2007. Before Long officially took the reins, the University of Arkansas announced that it would combine its previously independent men's and women's athletic programs into one combined athletic program.

Shortly after that announcement, Long was busy engineering the first coaching search of his tenure. Long not only found the next head football coach, he convinced Bobby Petrino, one of the most successful collegiate coaches in recent history, to return to the college game and to Arkansas. Long made four other head coaching hires in his first year and a half, including hiring men's track and field coach Chris Bucknam to be the successor for John McDonnell, the most successful NCAA Division I track and field coach in history. In addition, Long added head coaches Robert Pulliza (volleyball), Erin Aubry (soccer) and Mike Larabee



(softball) to the Razorback staff.

By the time, Long officially started his new position on Jan. 1, 2008, he had already accomplished a list of tasks vital to the short and long-term health of the Razorback program. He had begun the process of carefully blending the men's and women's athletic departments into one unified department and establishing a new administrative structure. Under Long's leadership, Arkansas revised policies governing class attendance, drug testing, the NCAA Opportunity fund as well as other compliance and business office procedures. The academic support services division was re-organized and a formal division of student life was created focusing on student-athlete development and community service.

Long was busy on external issues as well. In 2008, Arkansas returned to the classic Razorback logo and dropped the usage of Lady Razorbacks as a nickname for women's athletic teams. The new branding was featured in the launch of a new website ArkansasRazorbacks.com.

Long worked tirelessly to maintain long-time relationships and to forge new relationships for the benefit of the Razorback program including extending Arkansas' relationship with War Memorial Stadium in Little Rock. Perhaps his most impressive accomplishment came when he brokered a new partnership with ISP to form Razorback Sports Properties. As economic indicators were beginning to point toward challenging economic times, Long signed Arkansas to a deal that will guarantee the Razorback program \$73 million in the next 10 years.

A number of athletic facilities also saw a transformation with Bud Walton Arena undergoing extensive renovations, including replacement of the lower seating bowl and the addition of courtside seating, ribbon boards and a courtside club room. In the spring of 2009, Bogle Park, arguably the nation's best softball facility, was dedicated on the University of Arkansas campus.



Jeff Long announces the donation of \$1 million to the University of Arkansas' general fund in the summer of 2008. University Chancellor Dr. G. David Gearhart (seated) indicated the effort by athletics was crucial to the University avoiding a tuition increase for the general student body for the first time in 24 years.

“We will provide opportunities for student-athletes to achieve their fullest potential academically, athletically, and socially, while competing successfully at the highest level.”

Arkansas Vice Chancellor and Director of Athletics Jeff Long

Arkansas' program flourished in Long's first year, finishing 24th in the NACDA Directors Cup, its best finish in nearly a decade. In his first full year at the helm, Arkansas scored a program record 730 points on its way to a 25th-place finish. The back-to-back top 25 Directors Cup finishes marked only the second time in school history the Razorbacks accomplished that feat.

A veteran administrator with a track record of the highest commitment to the concept of "student-athlete," Long has had more than two decades experience in athletic administration at the Division I level including at the University of Pittsburgh, University of Oklahoma, University of Michigan, Virginia Tech University and Eastern Kentucky University prior to arriving at the University of Arkansas. While known as an innovator in athletic department management, Long also understands the coach's perspective from time spent in coaching and administrative staff positions at Duke University, Rice University and North Carolina State University.

On the forefront of NCAA governance, Long served on the NCAA Management Council as one of the athletic administrators who oversaw the operations and regulation for Division I. His experience as an athletic director and administrator in America's most prestigious conferences – the Big 12, Big Ten, Big East, Atlantic Coast and now Southeastern Conference gives Long a uniquely informed perspective on intercollegiate athletics. During his career, Long has served in five of the six Bowl Championship Series leagues.

Prior to assuming his current roles at Arkansas, Long served for four years as the athletic

director at the University of Pittsburgh. During his tenure, Long redefined Pitt athletics, most notably through the "Quest for Excellence" campaign. Designed to enhance the student-athlete experience for Panther athletes through scholarship endowments and capital gifts for facility construction and renovation, the Quest resulted in almost \$34 million in just over two and a half years.

His commitment to building the Pitt athletics brand resulted in a new primary mark for the Panthers which returned the powerful "PITT" brand to the University of Pittsburgh. He established a partnership with adidas for uniforms and apparel for all 19 Pitt teams and an agreement with ISP Sports.

Long's four-year tenure added up to Pittsburgh becoming one of the nation's top programs, notably the Panthers' selection as the No. 17 overall program in the nation in the December 2006 Sports Illustrated on Campus' All-Sport Rankings.

As an athletic leader, Long was a key advocate for the Big East during the league's time of membership transition. Due in part to his leadership, the Big East maintained its position as a key member of the Bowl Championship System, and the Pitt Panthers earned the Big East's automatic berth in 2004 at the Tostitos Fiesta Bowl. Along with his tenure on the Executive Council, Long also served on the NCAA's Sports Wagering Task Force in 2004, and as a member of the Executive Committee of the Division I-A Athletic Directors' Association.

Before arriving at Pitt, Long was senior associate athletic director at Oklahoma for two and a half years. Responsible for the external affairs of the Sooners, he oversaw key brand areas of marketing and promotions, licensing, media relations, ticketing, radio and television rights and SoonerVision productions. In addition, Long was the primary administrator for the Sooners' highly successful football and men's basketball programs, along with sport supervision of baseball, wrestling and both golf teams.

Long's first appointment as a director of athletics was at Eastern Kentucky where he served for



The Long Family: Stephanie, Christina, Fanny and Jeff.

two and a half years. He made several revisions to the ECU athletic infrastructure and completed several facility projects. Long created the first modern corporate partner and sponsorship structure at ECU. Prior to Eastern, Long had a brief stay with Virginia Tech as an associate athletics director.

He began his career in college athletic administration at the University of Michigan, hired by legendary coach and athletics director, the late Bo Schembechler. During his seasons with the Wolverines, Long was promoted through a series of posts to the position of associate athletics director.

A former two-sport athlete at Ohio Wesleyan, Long earned seven varsity letters for the Bishops in football and baseball before completing his degree in economics in 1982. He started his post-graduate career in athletics as a graduate assistant football coach at the cradle of coaches, Miami University of Ohio. Long earned his master's in education at Miami in 1983, moving on to football staff positions at Rice, Duke and NC State prior to joining Michigan.

An Ohio native from Kettering, Long is married to the former Fanny Gellrich of Ann Arbor, Mich. The Longs have two daughters, Stephanie and Christina.



Senior Razorback Athletic Department Staff

Bev Lewis

Associate Vice Chancellor and Executive Associate Athletic Director

For almost three decades, Bev Lewis has been synonymous with the University of Arkansas, and begins her 29th season in 2009-10. She became an associate vice chancellor for the University and the executive associate athletic director of the unified Razorback Athletic Department in 2008-09.

The largest portion of her service to the university was her 19-year tenure as the Director of Women's Athletics. As a result of her strong emphasis on the classroom, Razorback female student-athletes received numerous academic honors including national academic All-American of the year, team academic national titles and the University's first two SEC/H. Boyd McWhorter Scholar-Athletes of the Year.

Chris Wyrick

Senior Associate Athletic Director for External Affairs

Chris Wyrick begins his second year as the senior associate athletic director for external affairs in the University of Arkansas' Department of Intercollegiate Athletics.

Responsible for the external operations of the athletic department, Wyrick provides oversight for marketing and promotions, collegiate licensing program, and multi-media partners. He also works with the associate athletic director for finance and business in supervision of the Razorback Ticket Office.

Wyrick brings extensive experience in development and serves as the department's primary contact with the Razorback Foundation as well as assisting the athletic director with major gift fund raising.

Jon Fagg

Senior Associate Athletic Director for Compliance and Student-Athlete Services

Overseeing all aspects of compliance and academics, Jon Fagg joined the University of Arkansas as a senior associate athletic director for compliance and student-athlete services in the summer of 2008. He serves as member of the senior management group for the Department of Intercollegiate Athletics.

Fagg's department supervision of NCAA and Southeastern Conference rules compliance and education is a new position for Arkansas. In addition to reporting directly to the vice chancellor and director of athletics, Fagg will have an informational reporting relationship on compliance issues with the University's Office of the General Counsel.

In addition to compliance, Fagg also supervises the student-athlete services depart-

ment which advises and offers support to more than 450 Razorback student-athletes.

Her leadership was also a part of the success of the University's Campaign for the Twenty-First Century. Lewis directed Women's Athletics to over \$11.5 million in direct support for women's teams. During the campaign, Lewis received one of her greatest personal honors as Bob and Marilyn Bogle requested that Arkansas' \$6 million facility be named the Bev Lewis Center for Women's Athletics.

In 1998, she was voted into the University of Arkansas Hall of Honor by the University's letter-winners in recognition of her contributions both as a coach and an administrator.

Lewis served collegiate athletics at the highest level as an administrator, first with the NCAA Championship Cabinet and most recently on the NCAA Management Council.

Prior to assuming the duties of AD, Lewis was women's cross country and track coach. Her Arkansas coaching milestones included the first women's squad to achieve a national ranking and

raised almost \$80 million for athletics. In his last seven months, Vanderbilt's endowment increased by almost \$15 million. In 2003, he was recognized as the National Fund Raiser of the Year for major Division I schools.

A 1992 graduate of North Carolina State with a degree in political science, Wyrick worked at NC State and Miami (Ohio) before going to Vanderbilt.

Prior to USC, he spent six years at Vanderbilt as an administrator and a fund raiser overseeing marketing and the institution's relationship with ISP. Wyrick also managed the sports information and the ticket offices. He served as the Commodores' Executive Director of Development/National Commodore Club.

He was responsible for the major gifts aspect of athletics development, including raising funds for the Memorial Gym practice facility, the football practice facility, the baseball stadium, track and the outdoor tennis facility. In his six years, Vanderbilt

ment which advises and offers support to more than 450 Razorback student-athletes.

Fagg joins the Razorback staff after spending the past seven years at North Carolina State University. Hired at North Carolina State in March 2001, he served four and half years as an assistant athletics director for compliance before being promoted to associate athletics director for compliance in the fall of 2005.

While with the Wolfpack, Fagg's responsibilities included coordinating all aspects of the NCAA compliance program, including rules education for intercollegiate staff and related university personnel, and advisement, education and interpretations regarding NCAA rules and regulations.

Prior to his tenure at North Carolina State, Fagg spent three years as the assistant athletics director for compliance at Fresno State University. He also served one year as director of compliance for the Big South Conference.

His first athletics administrative experi-

ence came at Mars Hill College where he handled compliance duties as well as serving as an assistant coach for the football team for three seasons. His coaching experience also includes a stint as an assistant coach at Davidson from February 1992 to June 1993 and as a GA coach at his alma mater, the University of Arizona, from January 1991 to February 1992.

Lewis earned her bachelor's degree from Central Michigan in 1979 and followed it with her master's from Purdue prior to her arrival at Arkansas in 1981.

Her husband, Harley, is the former athletic director at the University of Montana, former assistant director of championships with the NCAA, and development officer at Arkansas.



ence came at Mars Hill College where he handled compliance duties as well as serving as an assistant coach for the football team for three seasons. His coaching experience also includes a stint as an assistant coach at Davidson from February 1992 to June 1993 and as a GA coach at his alma mater, the University of Arizona, from January 1991 to February 1992.

Fagg and his wife Amanda have three children: Jon Madison and twins, Reed and Ellie.



ence came at Mars Hill College where he handled compliance duties as well as serving as an assistant coach for the football team for three seasons. His coaching experience also includes a stint as an assistant coach at Davidson from February 1992 to June 1993 and as a GA coach at his alma mater, the University of Arizona, from January 1991 to February 1992.

Fagg and his wife Amanda have three children: Jon Madison and twins, Reed and Ellie.



Matt Trantham

Senior Associate Athletic Director for Internal Operations

Overseeing Razorback facilities, event management and equipment operations, Matt Trantham begins his second year at the University of Arkansas as the senior associate athletic director for internal operations.

Supervising several major projects in his first year with the Razorbacks, Trantham guided the \$2.5 million renovation of Bud Walton Arena and the \$1.3 million restoration of synthetic playing surface at Donald W. Reynolds Razorback stadium in 2008-09.

Prior to joining Arkansas, Trantham began his career with the Sooners in July 1999 as the promotions director for the athletic department where he worked with all 20 of OU's teams. He was named assistant athletic director for event

management in 2004 and was promoted to associate athletic director in 2006.

In his role as associate AD for event management, Trantham oversaw more than 500 events a year, coordinated the efforts of more than 1,500 event staff members and was responsible for activities within 13 athletic facilities. He also served as OU's liaison with all postseason events including both Big 12 and NCAA championship competitions.

In this capacity, Trantham served as tournament director for more than 25 postseason championship events including the 2006 NCAA Wrestling Championship, 2006 NCAA Baseball Regional Championship, and 2005 Big 12 Women's Gymnastics Championship.

During his tenure, he helped the Sooners to record-setting attendance figures while growing revenue and community recognition for the athletic department. Trantham managed the Premier Partners Program at OU and was re-

sponsible for \$1.2 million in annual revenues.

Prior to joining the Sooners, Trantham spent five seasons in professional sports in Washington, D.C.

Trantham earned his bachelor's of science degree in business management from Centenary College in 1990 and a master's degree in sports management from the United States Sports Academy in 1998.

Trantham and wife Kristen are parents of two sons, William Matthew and Davis Michael.



Clayton Hamilton

Associate Athletic Director & Chief Financial Officer

Clayton Hamilton returned to the University of Arkansas in January 2010 as the Athletic Department's Chief Financial Officer. A 1994 UA graduate, Hamilton worked in the private sector as well as Florida State and Colorado prior to the Razorbacks. For the previous two and a half years, Hamilton was the associate AD for business operations at Colorado. He spent over five years at Florida State, as well as working with ALLTEL and the Dallas Cowboys organization. He earned his master's at the U.S. Sports Academy in 1997 and his CPA certification in 1998. He and wife Stephanie have two daughters, Lauren and Caylee



Melissa Harwood-Rom

Associate Athletic Director for Academic Support

Serving as the lead coordinator for academic support for all 19 Razorback sports, Melissa Harwood-Rom brings over 20 years of experience at Arkansas. Joining the university in 1989 after working with football and men's basketball at Washington State, she developed the former women's athletics department academic system before being named to oversee all teams in the summer of 2008. She and university professor Curt Rom have two children, Zoe and Clio.



Chris Pohl

Associate Athletic Director for Events

A former championships director for the NCAA, Chris Pohl begins her sixth season at the University of Arkansas. She joined Arkansas in 2004 to manage marketing and promotion for the women's sports after 11 years at the NCAA. Pohl coordinates home events for the Razorbacks, taking lead on gymnastics and women's basketball among others. A 1981 graduate of Central Michigan and basketball letterwinner, she earned her master's in 1984 from Penn State.



Matt Shanklin

Associate Athletic Director for Marketing and Licensing

Working with the Razorbacks for 20 years, Matt Shanklin oversees the department's promotional efforts, licensing program and serves as a sport administrator for baseball. From 2001 to 2008 he served as general manager of Sports Shows, Inc. He is the department liaison to Razorback Sports Properties. He joined Arkansas after working at East Carolina. He and his wife, the former Missy Emmerson, are the parents of three, Jordan, Barbara and Isabella.



Tracey Stehlik

Associate Athletic Director for Compliance

Starting her 26th year with the University of Arkansas, Tracey Stehlik serves as associate athletic director for compliance. She began her career as an assistant women's basketball coach, and was a part of the staff that won the only women's hoops conference championships at Arkansas. Stehlik worked in a variety of administrative roles since leaving the court including compliance and game management. She and husband Wayne have two daughters, Mollie and Maggie.



Kevin Trainor

Associate Athletic Director for Media Relations and Communications

Starting his 15th season at Arkansas, Kevin Trainor is in his third year as associate athletic director and his 10th as the lead in the Razorback media relations office. He also serves as primary contact for Razorback football. A university graduate in journalism in 1994, he earned his masters at Arkansas in 2005. Trainor and his wife, the former Ruth Whitehead, are the parents of two daughters, Emma and Ellie.



Eric Wood

Asst. Athletic Director for Student-Athlete Development

Eric Wood joined the Razorback Athletic Department in late 2009 as the assistant athletic director for student-athlete development. Previously in charge of student-athlete programs and compliance at the Atlantic Coast Conference, Wood worked in compliance at Wake Forest and in compliance and student development at New Haven. A two-sport college athlete, Wood graduated from Sacred Heart in 1998 and earned his master's in counseling and guidance services at Clemson in 2000. Wood and his wife Celia are originally from the Bronx, N.Y.



Justin Maland

Asst. Athletic Director for Facilities

Justin Maland begins his third year as an assistant athletic director for facilities and his ninth with the Razorback athletic department. The Harrison, Ark., native was a catcher at Hendrix College, and joined Arkansas through the baseball staff in 1999. He earned his master's in sports management from Arkansas in 2001. He is married to the former Sarah Parnell, and the Maland's are the parents of two children, Macy Jane and Jack



Dr. Bill Smith

Asst. Athletic Director for New Media

Beginning his 21th year with the university, Dr. Bill Smith manages internet operations for the athletic department, ArkansasRazorbacks.com, and oversees brand compliance and printed projects. Smith earned his doctorate at the university in 1999, and has been an adjunct instructor at both Arkansas in journalism and NorthWest Arkansas Community College in history. He and his wife Libby have two children, Will and Ashley.



The Razorback Foundation, Inc.

Performing the vital role of supporting the student-athletes at the University of Arkansas with financial support, the Razorback Foundation, Inc., is in its fourth decade of working alongside the athletic department to advance Razorback Athletics.

The goal of the foundation is ensuring that the nearly 460 student-athletes at Arkansas have the equipment, facilities and overall support to achieve the goals of graduation and athletic achievement.

For the first time in school history, all 19 Razorback head coaches and members of the athletic department's executive and senior administrative staffs are members of the Razorback Foundation. The pledge of personal support by those inside the department led the way for a growth in membership that saw the membership total increase from 10,390 in November 2008 to 10,530 in June 2009.

From January to June 2009, Razorback Foundation staff visited with more than 11,000 people at 50 Razorback Club functions, ranging from chapter meetings to scholarship fundraising golf events hosted by local Razorback Clubs.

Another key factor in raising the profile of the Razorback Foundation and fostering membership growth was a renewed commitment to increasing A Club membership (former Razorback letter winners) and enhancing communication and coordination with Razorback Clubs throughout the region. To help facilitate communication with all foundation members, a new web site (RazorbackFoundation.com) was launched.

The Foundation, officially incorporated and relocated off campus in 1988, has helped provide financial aid for the construction for the Broyles Athletic Center (football and administrative offices), Charlie Baum Stadium at George Cole Field (baseball), John McDonnell Field (outdoor track and field), Randal Tyson Track Center (indoor track and field), Dills Indoor Tennis Center (outdoor tennis) and Donald W. Reynolds Razorback Stadium (football).

Mission Statement

The stated mission of the Razorback Foundation, Inc., is to support the athletic endeavors of the University of Arkansas Ra-



zorbacks. The Foundation assists our student-athletes by providing for scholarships, facilities and various programs that enable them to realize their dreams of achieving a quality college education while participating in athletics on a nationally competitive level.

Membership Levels

The opportunity to participate in the annual fund giving to the Razorback Foundation, Inc., has several levels, beginning at the \$50 Razorback level and continuing up to Broyles-Matthews Scholarship Platinum. For more information about levels of giving and benefits, please visit the foundation's website at RazorbackFoundation.com.



Harold Horton
Executive Director



Norm DeBriyn
Associate Director



Sean Rochelle
Associate Director



Marvin Caston
Assistant Director



Jessica Dorrell
Assistant Director



Jackie Rollins
Chief Financial Officer



Frank Broyles Athletic Director Emeritus

With the start of 2008, the Razorback Foundation, Inc., welcomed a familiar face, a man with a high profile and a long track record in athletics -- legendary Arkansas athletic director Frank Broyles. The former national champion football coach and leader of Razorback men's athletics for almost 40 years, he closed out a 50-year career of service to the University and is now raising support for the University and the Razorback program.

A member of every significant college athletics hall of fame, Broyles was recently named to the NACDA Hall of Fame in 2008. His 19-season career as the Razorback head football coach included the 1964 National Championship, seven South-west Conference titles and a record of 144-58-5.



Jack Powers of the NIT and NACDA President Lee McElroy present Broyles with the 2007 NACDA/NIT Athletic Directors Award at the 2007 NACDA convention. Broyles was inducted into the NACDA Hall of Fame at the 2008 event.

Donita Ritchie
Administrative Assistant
to Frank Broyles

Famous Recent Razorbacks



FELIX JONES
First Round NFL
Dallas Cowboys



SHAMEKA CHRISTON
2009 WNBA All-Star
New York Liberty



RONNIE BREWER
Second Round NBA
Chicago Bulls



STACY LEWIS
LPGA Member &
T3rd '08 U.S. Open



CLIFF LEE
'08 AL Cy Young Award
Philadelphia Phillies

It's Not Just #5 & #25

In the past five years, the NFL has been Calling the Hogs in record numbers.

In 2008 alone, six Razorbacks, including two first round picks Darren McFadden (left, fourth overall pick by Oakland) and Felix Jones (above, 22nd overall by Dallas).

Over the past six years
6 First Round
20 Drafted Overall



DARREN McFADDEN
First Round NFL
Oakland Raiders



WALLACE SPEARMON, JR.
2008 Beijing Olympics

World Class Athletes

The 2008 Beijing Olympics featured Tyson Gay (100), Wallace Spearmon, Jr. (200), Veronica Campbell-Brown (200), Nicole Teter (800), Christin Wurth-Thomas (1,500), Amy Yoder Begley (10,000), Deena Kastor (Marathon) and April Steiner Bennett (pole vault)




DEENA KASTOR
American Record
Women's Marathon



Recent Pros

Two of the greatest tennis players in Razorback history, Blake Strode (left) and Aurelija Miseviciute (right) swept the SEC Athlete and Student-Athlete of the Year awards in 2009 and onto the pro circuits.



CHRISTIN WURTH-THOMAS
2008 Olympian

Razorback Athletics: Home of Champions



Men's Golf
NCAA Runner-up



Baseball
Tie 3rd, Men's College World Series



Women's Golf
NCAA Regional



Gymnastics
Regional Champion & NCAA Super Six



Men's Outdoor Track
Regional Champion & SEC Champion



Women's Tennis
NCAA Regional & SEC West Champion



Men's Indoor Track
SEC Champion



Swim & Dive
NCAA Top 30



Women's Cross Country
Regional Champion & SEC Champion



Softball
NCAA Regional

Five NCAA Regional Champions, four Southeastern Conference titles, one NCAA national championship runner-up and a third-place tie highlighted a season of athletic achievement for the University of Arkansas. Of the 19 Razorback teams, 14 made post-season team appearances.

It all added up to a record performance in the NACDA Director's Cup for the Arkansas Athletic Department in its first full season under Jeff Long. The Razorbacks were 25th in the 2008-09 standings, and second in the nation among programs with less than 20 sports.

The 25th place gives the Razorbacks their first back-to-back finishes in the NACDA top 25 since the mid-1990s.

Four Razorback teams reached the pinnacles of their sport tournaments, led by the baseball team's run to the College World Series and gymnastics' first-ever appearance in the Super Six.

Men's golf returned to the championship round, and powered its way through the match play to within a single putt of the NCAA Championship. The thrilling runner-up performance is the highest finish by men's golf in Razorback history. Men's and women's cross country advanced from the South Central Regional with the women taking the regional title. The women's tennis won their own regional first and second round event to repeat in the NCAA Championship with a finish in the round of 16. Softball and women's golf rounded out the Razorback teams advancing to the NCAA Regionals, while women's basketball reached the round of 16 in the Women's NIT.

Both track and field programs and the swimming and diving team scored national performances in their respective meets. Coming off a 2009 NCAA Midwest Regional team title, the Razorback men's track team placed ninth at nationals. The men were also eighth at the NCAA Indoors. Arkansas' women went 20th indoors and 29th outdoors. A record-setting season in the pool led the Razorbacks to a 27th finish at the NCAA Championships.

In conference, Arkansas captured the men's track and field sweep with both indoors and outdoors. Women's cross country added another running trophy to continue their dominance as the leading distance program in the SEC. Women's tennis repeated as the SEC Western Division champions in 2009.

Razorback Facilities: The Home of a Million Fans



1,110,125

Number of fans attending Razorback home events during the 2008-09.



19,000 +

Regular Sell-Outs at Bud Walton Arena



3,296

Track meet home average



4,222

*Gym vs. Georgia
10th largest single crowd in the country*



11,014

*Non-Conference Record
1 v. 1 with Arizona State*

NATIONAL RANKINGS

No. 2

Baseball

No. 10

Gymnastics

No. 11

Men's basketball

No. 15

Spring game

No. 24

Football

TOTAL HOME ATTENDANCE

412,438

Football

288,781

Men's basketball

269,216

Baseball

30,484

Women's basketball

29,667

Track & Field

AVERAGE HOME ATTENDANCE

71,422

Football

16,043

Men's basketball

7,918

Baseball

Donald W. Reynolds Razorback Stadium



Capacity: 72,000 (additional overflow to 78,000)
 Recent Renovation: 2001
 Considered one of America's finest on-campus facilities, Razorback Stadium (51,000) became Donald W. Reynolds Razorback Stadium in 2001 after a \$110 million expansion.
 Unique Features: History of Razorback football on display through Championship Alley, All-American Alley and Bowl Alley in the three major concourses
 One of the largest sports venue video boards in the world, a 30x107-foot LED screen, in the north end zone
 Not one, but two, premium seating areas, along with 132 sky boxes
 Food court in the south concourse in addition to traditional concession stands

Capacity: 19,200
 The fifth-largest on-campus hoops facility in the nation
 Recent Renovation: 2008
 Inaugural Season: 1993-94
 First National Championship: 1994 Men's Championship
 Host: 1995 Women's Mideast Regional
 Home of coaches' offices for men's and women's basketball
 Strength and conditioning facilities for basketball teams
 Training room facilities for both basketball squads
 Houses the Hog Heaven store where fans can purchase officially licensed UA merchandise year-round
 The Tommy Boyer Hall of Champions which highlights Razorback traditions for men's and women's basketball, the men's track history, including the largest on-campus collection of NCAA national championship trophies, and other sports



Bud Walton Arena



Baum Stadium

Capacity: 10,731
 Inaugural Season: 1994-95
 Recent Expansion: 2007-08
 Named the nation's second-best collegiate baseball facility in a 2003 survey by *Baseball America* after ranking No. 1 in the previous 1998 survey.
 The best only gets better with a 2003 addition of 2,600 seats, the 2004 upgrade to natural grass and a state-of-the-art 76x51-foot scoreboard.
 Continuing demand for seats and amenities led to the 2007 expansion which took seating to over 10,000, increased the luxury box count to 34 and tripled the size of the left field Hog Pen and picnic area to 40 tables and grills.

Capacity: 1,346
 Inaugural Season: 2009
 All chairback seating for primary seating
 Outfield berm seating plus picnic area
 Six skyboxes and a full press box built to be NCAA Regional ready
 Graphic scoreboard for fans and players
 Full clubhouse and training facilities for team
 Adjacent indoor training facility with batting cages and full infield



Bogle Park



Randal Tyson Track Center

Opened: 2004
 Named for Randal Tyson in recognition of the lead gift of the Tyson Family for the construction of the \$7 million facility
 Considered one of the fastest indoor racing surfaces in the world
 Host of NCAA Indoor Track & Field Championship the first year it opened and every year since (2000 to 2008)
 Host of 2000, 2002, 2005 and 2007 SEC Indoor Championships.
 Host of USATF national and international caliber events

Year-round dedicated cross country training and competition facility
 Home of the annual Chile Pepper Cross Country Festival, one of the nation's largest cross country running events
 Host of 2006 SEC Championship & 2007 NCAA South Central Regional



John McDonnell Field

Named for legendary track coach John McDonnell in 1998
 Previous facility razed and complete new construction in 2006
 With seating for 7,000 and video scoreboard,
 one of America's finest collegiate venues
 Host of 2008 NCAA Mideast Outdoor Track & Field Regional
 Host of the 2009 NCAA Outdoor Track & Field Championship



Agri Park Cross Country

Opened: 2004
 Location: Blessings
 Gift of Fred W. and Mary B. Smith created a state-of-the-art training and locker room facility for the Razorback golf programs.
 Offices for both men's and women's golf coaches
 Six indoor-outdoor practice bays
 Full indoor video swing analysis station
 Dedicated putting and short game workout areas
 Located at the 7,500-yard, par-72 Blessings, a Robert Trent Jones, Jr., designed course in neighboring Johnson, Ark., just minutes from campus



Fred & Mary Smith Golf Facility



Barnhill Arena Gymnastics

Capacity: 8,500
 Inaugural Season for Volleyball: 1994
 Inaugural Season for Gymnastics: 2003
 Recent Renovations: 2003
 The largest volleyball-gymnastics venue in America
 Converted from the home of Arkansas basketball in 1994
 Host of the 2006 & 2009 NCAA South Central Gymnastics Regional
 Host of numerous NCAA first and second round volleyball contests
 Home of offices for volleyball staff and training room for volleyball
 Complete renovation of volleyball locker room in fall 2009




Barnhill Arena Volleyball



Arkansas Natatorium

Capacity: 1,500
 Inaugural Season: 1985
 Renovations: 1996, 2003, 2007
 Host of 1986 NCAA Championships
 Host of 1985 International Diving Classic
 Host of SEC Championships 1993 and 2004
 Four-time host of NCAA Zone Diving Championships
 Full diving area with 5 meter and 10 meter platforms and dual boards for 1 meters and 3 meters
 Ability to host long and short course events with full eight-lane 50-meter pool
 Houses dressing room facilities for women's swim team
 Complete pool renovation in 2003
 New scoreboard system installed in 2007

Capacity: 1,500
 Inaugural Season: 1992 Renovation: 2001
 Host of the inaugural SEC Soccer Championship in 1993
 New stadium with press box, sky box, reserved chairbacks and permanent seating for 1,500 completed in 2001
 First televised SEC soccer match in 1995
 Pitch considered one of the finest in the SEC or region
 Television caliber lighting with booths for television and radio broadcasts
 Field house for team locker room and training room facility
 Protected team bench areas added in 1999



Razorback Field



Billingsley Tennis Center

Capacity: 1,000
 Renovated from shared indoor track and tennis into dedicated tennis facility through gift of the Dills family
 Host opening round of 2009 ITA Indoor Team Championship
 Converted to full six courts in 2001
 Only six-court indoor facility in Southeastern Conference
 Chairback permanent seating added in 2004

Capacity: 1,500
 Former Varsity Courts renovated into Billingsley Tennis Center in 2008
 Host for 2008 SEC Men's and 2009 SEC Women's Championships
 Skybox view for both indoor and outdoor courts
 New locker room and coaches offices for men's and women's tennis
 Elevated stadium seating for new 10-court outdoor along with scoreboard for main courts



Dills Indoor Courts



Broyles Athletic Center

Home of the Razorback football team
 Locker room, equipment room and training room for football
 Player lounge area
 Coach and support staff offices for football
 Video editing and production suites
 Meeting rooms for positions along with a team meeting room with stadium theater seating
 Dedicated team game-day indoor turf area
 Jerry Jones - Jim Lindsey Hall of Champions salutes the proud history of Razorback football through interactive displays
 Athletic administration offices

Where Champions are Made



Opened: 1998
Resurfaced: 2002

Made possible by the gift of Willard and Pat Walker 76,000 square feet of usable space

Full size football field, including end zones and sideline area

With a height of 52 feet, football can work on all aspects of its game

Located with the primary Razorback weight room, adjacent to Razorback outdoor football fields

Camden and Sue Greene Speed Development Center features sprint and sand lanes

Opened: Jan. 18, 2005
Headquarters for the Razorback Strength and Conditioning program
38,000 square feet facility
110 yards long overlooking the Razorback indoor and outdoor football practice fields
19,000 sq. ft. weight room
19,000 sq. ft. conditioning area
Nutritional area with juice bar and protein machines
13 42-inch flat-screen televisions for viewing and adjusting techniques
On-site athletic training room




Opened: April 2004
7,000 square foot strength and conditioning area located within the Lewis Center
Dedicated to physical training needs for female student-athletes
All equipment sized and selected for women's sports
Olympic weights, plyometric training, aerobic equipment and selectorized weight machines under one room
Training home for Arkansas' 11 women's teams

Celebrating a Century of Razorbacks

The legend of the Razorback began after the turn of the century when Arkansas football coach Hugo Bezdek called his players "a wild band of Razorback hogs," after guiding his team to a 16-0 victory over Louisiana State on Nov. 13, 1909.

At the time, the university mascot was a Cardinal bird, matching the school's Cardinal and White colors.

Alluding to the Razorback, characterized by a ridge back and tenacious, wild fighting ability, Bezdek never forgot this idea and often called his team "a fighting band of Razorbacks." This new nickname became increasingly popular, and soon references to "razorbacks" began to appear in yearbooks and press accounts of athletic activities. By the following



fall, the student body voted to change the official University mascot from the Cardinal to the Razorbacks in 1910.

To mark the 100th year since Coach Bezdek's proclamation and the student body vote, the Athletic Department proclaimed a year-long series of events to highlight the start of Razorbacks during the 2009-10 academic year.

All 19 Razorback teams join in the department-wide celebration with special logos on all uniforms and placed in all home venues.

There are dozens of Lions, Tigers and Bears, but in all of college athletics there is only one Razorback. The distinctive logo of the Arkansas teams is officially known as the Classic Razorback, but is known to many fans as the Helmet Hog -- a fixture of the football team's helmet for almost half a century.

There are plenty of powerful mascots in college athletics, but none as unique as the Razorback. Not many school mascots have escaped from their homes, not once, but twice, to ravage the local country side. By their nature, the Razorbacks are hard to contain.

A Mascot Like No Other

The wild hogs known as razorbacks native to the Arkansas wilderness bear no resemblance to the typical barnyard pig of today. The untamed razorback hog was a lean, feral animal that was ill-tempered. It fought and defeated anything that crossed its path, man or beast. Turn of the 20th century outdoor magazines lauded the razorback as "the most intelligent of all the hogs and is likewise the most courageous. . . . He has a clear, farseeing eye."

Except for the rare sighting in the Australian Outback, the Razorback only exists today in the form of Arkansas' players and fans. A Russian boar, which closely resembles the wild hog of Hugo Bezdek's day, currently serves as the official live mascot.

Tusk III is cared for by the Stokes family of Dardanelle, Ark., and travels to home games and special events for the Razorbacks. Tusk III is supported by the legacy program known as the Tusk Fund, and fans can participate by sending their support care of the Razorback Foundation, Inc. Tusk II passed away in January 2010, and his brother, Harry, became the reigning Tusk III.

While yearbook references as early as 1914 of a hog on the sideline at football games, a formal live mascot prior to the Tusk line dates back to the 1960s with a series of hogs that represented Arkansas. In addition to appearances at games, they have gained a reputation for fierce behavior.

Big Red III escaped from an exhibit near Eureka Springs in the summer of 1977 and ravaged the countryside before being gunned down by an irate farmer. Another live mascot, Ragnar, was a wild hog captured in south Arkansas by Leola farmer Bill Robinson. Before Ragnar's spree was done, the mighty animal had killed a coyote, a 450-pound domestic pig and seven rattlesnakes. Ragnar died in 1978 of unknown causes.



Tusk II in his travel trailer meets up with Big Red.



"To sit in the stands now, I still get chill bumps every time."
1989 All-American offensive tackle Jim Mabry on what it means to a Razorback to run through the "A"

Running Through The "A"

For Razorback football players, there is nothing to compare with entering the stadium for a home Arkansas game. The emotion of running through the "A" stays with a player for life.

Loyd Phillips won the Outland Trophy more than three decades ago. The veteran of the 1964 national championship team, Phillips remembers it like it was yesterday.

"The butterflies are flowing and you are [running], but it doesn't feel like your feet are even touching the ground," the 1966 Outland winner recalls.

Two-time Doak Walker Award winner and two-time Heisman runner-up Darren McFadden agrees.

"It is hard to describe the feeling you get as a Razorback player right before you take the field for a game," McFadden said. "You can hear more than 70 thousand fans calling the Hogs and can feel the excitement building. I will always remember that special feeling of running through the 'A.'"

The Razorback Marching Band sets the stage by forming a huge "A" as they march the length of the field playing Arkansas Fight. When they finish, the "A" stretches from the Razorback locker room to midfield. To the roar of the crowd and the band blasting out Arkansas Fight, the current Razorbacks run onto the field through the "A," connecting them to generations of previous men in the Cardinal and White.

"Just to be able to run through that 'A' and hear the fans cheer for you is unbelievable," 1989 All-American offensive tackle Jim Mabry said. "To sit in the stands now, I still get chill bumps every time the band starts playing and I see the guys running out."



A Proper Hog Call

A chant of "Woo Pig Sooie" is known worldwide as a Hog Call. Just like any good tradition, there are lots of versions of the Hog Call (even spellings).

A properly executed Hog Call is composed of three "calls," slowly raising one's arms from the knees to above the head during the "Woo." Traditionalists prescribe an eight second "Woo." The fingers should be wiggled and the "Woo" should build in volume and pitch as the arms rise.

Upon completion of the "Woo," both arms are brought straight down with fists clinched as if executing a chin-up while yelling, "Pig". The right arm is extended up and out with the "Sooie."

A full Hog Call -- the kind one will always hear victorious Razorback teams execute after contests -- requires two more Hog Calls, followed immediately by a "Razor-Backs" yell, coordinated with a pumping motion of the right arm after the third "Sooie." So, in order, the full Hog Call is:

Woooooo. Pig. Sooie!
Woooooo. Pig. Sooie!
Woooooo. Pig. Sooie!
Razorbacks!



The Hog Hat

It is true; no Razorback fan's closet is complete without an official Hog Hat. The original style was a hard plastic hat with a long snout, rough razorback ridges across the top and wickedly sharp, pointed curly-cue tail. The modern versions are often sculpted from softer material. Regardless, the Hog Hat is undoubtedly the most recognized piece of fan apparel in college athletics. Just ask ESPN GameDay's Kirk Herbstreit as he dons the traditional Hog Hat.



Arkansas Fight

One of the first tasks of a new Razorback is learning to sing the University of Arkansas fight song. Arkansas Fight was written in the late 1920s. It is a unique tune, fitting of the only college in America with a Razorback mascot. Several other colleges have adapted the tune, but the lyrics remain unique to Arkansas.

Hit that line! Hit that line!
 Keep on going!
 Take that ball right
 down the field!
 Give a cheer. Rah! Rah!
 Never fear. Rah! Rah!
 Arkansas will never yield!
 On your toes, Razorbacks,
 to the finish,
 Carry on with all your might!
 For it's A-A-A-R-K-A-N-S-A-S
 for Arkansas!
 Fight! Fight! Fi-i-i-ight!



Razorback Spirit Squads

Along with being a Razorback, serving as a Razorback cheerleader has a long tradition at the University of Arkansas. Currently, the Razorbacks have two squads, a Red and White, that inspire the crowds at all home sporting events.

Arkansas also has a dance team, the Razorback Pom Squad, which performs at halftime of many events. Members of the Pom Squad also serve at baseball games as RBI Girls.

Arkansas has a team of uniformed mascots, led by the original Big Red, the Fighting Razorback. Sue E. joined the family along with kid-sized Pork Chop in the late 1990s. Boss Hog is a 9-foot-tall inflatable mascot that rounds out the team.

Jean Nail serves as the coordinator for cheerleaders and mascots. For more information on the cheer squads and tryouts, go to the Spirit Squad section of ArkansasRazorbacks.com.



The UA Alma Mater

Brodie Payne and Henry Tovey wrote the University of Arkansas Alma Mater in the early 1900s. They were inspired by the Ozark Mountain sunrise as it illuminated Old Main. Pure as the dawn on the brow of thy beauty, Watches thy Soul

from the mountains of God.
 Over the fates of thy children departed,
 Far from the land
 where their footsteps have trod.
 Beacon of hope in the ways dreary lighted,
 Pride of our hearts that are loyal and true.
 From those who adore unto one who
 adores us,
 Mother of Mothers, we sing unto you.



Fayetteville: Top 10 Town

Don't take our word for it. The largest city of the Northwest Arkansas routinely ranks top 10 in national surveys for quality of life. Here's just a few of the 2009 top 10's:


- #4 Best Places for Business and Career *Forbes Magazine*
- #6 Top College Sport Town *Forbes.com*
- #7 Best Places to Live, Work and Play *Kiplinger's*
- #9 Healthiest Housing Market *National Builders*

With over a 1/3 of a million residents in the two-county area, there's always something happening. And if not, Fayetteville is just hours away from major cities like Dallas, Kansas City, Memphis and St. Louis.

Fayetteville's famous Dickson Street is much more than a college hangout, adding upscale condominiums and specialty retail to its long-standing reputation as the center of entertainment and dining. From hosting major national events like Bikes, Blues and BBQ or serving as the final resting place for the goal posts after Razorback football upsets, one thing remains constant -- Dickson is the heart of what's happening.

Fayetteville

From Robert Redford to James Earl Jones, the University of Arkansas hosted numerous famous speakers in recent years. Ranging from political satirist, now Senator, Al Franken to CNN's Anderson Cooper, and to former world leaders like George H. W. Bush to Israeli prime minister Ehud Barak we've also had one of our more famous former law professors speak several times, President Bill Clinton.



One of America's largest motorcycle events, Bikes, Blues and BBQ adds another weekend of fall excitement.



The concerts in Fayetteville included sold-out performances by TI (above) and Foo Fighters (below left) and John Mayer (below right) at Barnhill Arena. Special events bring artists ranging from B.B. King (left) to Keith Urban and Carrie Underwood at Reynolds Razorback Stadium.





ANGELA LEE CHERRY
 TRACEY LYNN CHENY
 MINGHAG MSEE
 GUY CHENY EDD
 DIDUHA CHEHADEH MSCHE
 DONALD MARC CHAUFY JD
 MAN MAN CHAU MA
 BRENDA JEAN CHURON
 THERESA M. CHAPMAN MPE
 MARVIN RAY CHAPIN



This is ...
RAZORBACK COUNTRY



FAYETTEVILLE, ARKANSAS



ARKANSAS

2010 SCHEDULE

Metrodome Classic - Feb. 12-14 - Minneapolis, Minn.

Fri. Feb 12	Western Illinois	Minneapolis, Minn.	11 a.m.
Fri. Feb 12	Iowa	Minneapolis, Minn.	7 p.m.
Sat. Feb 13	Drake	Minneapolis, Minn.	9 a.m.
Sat. Feb 13	Minnesota	Minneapolis, Minn.	1 p.m.
Sun. Feb 14	Iowa State	Minneapolis, Minn.	9 a.m.

North Texas Invitational - Feb. 19-21 - Denton, Texas

Fri. Feb 19	North Texas	Denton, Texas	3 p.m.
Fri. Feb 19	Sam Houston State	Denton, Texas	5:30 p.m.
Sat. Feb 20	Missouri State	Denton, Texas	10 a.m.
Sat. Feb 20	Buffalo	Denton, Texas	12:30 p.m.
Sun. Feb 21	Drake	Denton, Texas	11:30 a.m.

NFCA Lead-Off Classic - Feb. 26-28 - Columbus, Ga.

Fri. Feb 26	Nebraska	Columbus, Ga.	11 a.m.
Fri. Feb 26	Central Florida	Columbus, Ga.	4 p.m.
Sat. Feb 27	Georgia Tech	Columbus, Ga.	11 a.m.
Sat. Feb 27	Iowa	Columbus, Ga.	4 p.m.
Sun. Feb 28	Illinois	Columbus, Ga.	10 a.m.

Razorback Invitational - Mar. 5-7 - FAYETTEVILLE

Fri. Mar 05	Eastern Illinois	FAYETTEVILLE	5:30 p.m.
Fri. Mar 05	UL-Lafayette	FAYETTEVILLE	7:30 p.m.
Sat. Mar 06	Iowa State	FAYETTEVILLE	5:30 p.m.
Sat. Mar 06	Drake	FAYETTEVILLE	7:30 p.m.
Sun. Mar 07	Southern Mississippi	FAYETTEVILLE	1 p.m.

Arkansas Invitational - Mar. 13-14 - FAYETTEVILLE

Sat. Mar 13	Louisiana Tech	FAYETTEVILLE	4 p.m.
Sat. Mar 13	SE Missouri State	FAYETTEVILLE	6:30 p.m.
Sun. Mar 14	SIU-Edwardsville	FAYETTEVILLE	11 a.m.

Wed. Mar 17

Wed. Mar 17

Sat. Mar 20

Sat. Mar 20

Sun. Mar 21

Wed. Mar 24

Sat. Mar 27

Sat. Mar 27

Sun. Mar 28

Wed. Mar 31

Wed. Mar 31

Fri. Apr 02

Fri. Apr 02

Sat. Apr 03

Sat. Apr 10

Sat. Apr 10

Sun. Apr 11

Wed. Apr 14

Wed. Apr 14

Sat. Apr 17

Sat. Apr 17

Sun. Apr 18

Wed. Apr 21

Sat. Apr 24

Sat. Apr 24

Sun. Apr 25

Wed. Apr 28

Sat. May 01

Sat. May 01

Sun. May 02

Sat. May 08

Sat. May 08

Sun. May 09

May 13-15

TBA

TBA

June 3-9

South Carolina *

South Carolina *

Kentucky *

Kentucky *

Kentucky *

Oklahoma

Mississippi State *

Mississippi State *

Mississippi State *

Tulsa

Tulsa

Georgia *

Georgia *

Georgia *

Florida *

Florida *

Florida *

Tennessee *

Tennessee *

LSU *

LSU *

LSU *

Memphis

Alabama *

Alabama *

Alabama *

Missouri State

Ole Miss *

Ole Miss *

Ole Miss *

Auburn *

Auburn *

Auburn *

SEC Tournament

NCAA Regionals

NCAA Super Regionals

WCWS

Columbia, S.C.

Columbia, S.C.

Lexington, Ky.

Lexington, Ky.

Lexington, Ky.

FAYETTEVILLE

FAYETTEVILLE

FAYETTEVILLE

FAYETTEVILLE

Tulsa, Okla.

Tulsa, Okla.

Athens, Ga.

Athens, Ga.

Athens, Ga.

FAYETTEVILLE

FAYETTEVILLE

FAYETTEVILLE

FAYETTEVILLE

FAYETTEVILLE

Baton Rouge, La.

Baton Rouge, La.

Baton Rouge, La.

Sherwood, Ark.

FAYETTEVILLE

FAYETTEVILLE

FAYETTEVILLE

Springfield, Mo.

FAYETTEVILLE

FAYETTEVILLE

FAYETTEVILLE

Auburn, Ala.

Auburn, Ala.

Auburn, Ala.

FAYETTEVILLE

Campus Sites

Campus Sites

Oklahoma City, Ok.

3 p.m.

5 p.m.

1 p.m.

3 p.m.

1 p.m.

4 p.m.

1 p.m.

3 p.m.

1 p.m.

4 p.m.

6 p.m.

5 p.m.

7 p.m.

1 p.m.

1 p.m.

3 p.m.

1 p.m.

5 p.m.

7 p.m.

1 p.m.

3 p.m.

1 p.m.

6:30 p.m.

1 p.m.

3 p.m.

1 p.m.

5 p.m.

1 p.m.

3 p.m.

1 p.m.

1 p.m.

3 p.m.

1 p.m.

TBA

TBA

TBA

TBA

ALL TIMES CENTRAL & SUBJECT TO CHANGE | *DENOTES SOUTHEASTERN CONFERENCE GAME | HOME GAMES IN RED

