

University of Arkansas, Fayetteville

ScholarWorks@UARK

---

Arkansas Agricultural Experiment Station  
Research Series

Arkansas Agricultural Experiment Station

---

12-1-2017

## Arkansas Soybean Performance Tests 2017

R. D. Bond

*University of Arkansas, Fayetteville*

J. A. Still

*University of Arkansas, Fayetteville*

D. G. Dombek

*University of Arkansas, Fayetteville*

Follow this and additional works at: <https://scholarworks.uark.edu/aaesser>



Part of the [Agricultural Science Commons](#), [Agronomy and Crop Sciences Commons](#), [Botany Commons](#), and the [Horticulture Commons](#)

---

### Citation

Bond, R. D., Still, J. A., & Dombek, D. G. (2017). Arkansas Soybean Performance Tests 2017. *Arkansas Agricultural Experiment Station Research Series*. Retrieved from <https://scholarworks.uark.edu/aaesser/7>

This Report is brought to you for free and open access by the Arkansas Agricultural Experiment Station at ScholarWorks@UARK. It has been accepted for inclusion in Arkansas Agricultural Experiment Station Research Series by an authorized administrator of ScholarWorks@UARK. For more information, please contact [scholar@uark.edu](mailto:scholar@uark.edu), [uarepos@uark.edu](mailto:uarepos@uark.edu).

# *Arkansas*

# **Soybean Performance Tests 2017**



R.D. Bond • J.A. Still • D.G. Dombek

**UofA**  
DIVISION OF AGRICULTURE  
RESEARCH & EXTENSION  
*University of Arkansas System*

---

ARKANSAS AGRICULTURAL EXPERIMENT STATION

December 2017

Research Series 647

This publication is available on the internet at: <https://arkansas-ag-news.uark.edu/research-series.aspx> and at [www.arkansasvarietytesting.com](http://www.arkansasvarietytesting.com)

Technical editing and cover design by Gail Halleck.

Photo Credits: Arkansas Agricultural Experiment Station, University of Arkansas System, Division of Agriculture.

---

Arkansas Agricultural Experiment Station, University of Arkansas System Division of Agriculture, Fayetteville. Mark J. Cochran, Vice President for Agriculture; Clarence E. Watson, Associate Vice-President for Agriculture–Research and Director, AAES. SG275/CC2017.

The University of Arkansas System Division of Agriculture offers all its Extension and Research programs and services without regard to race, color, sex, gender identity, sexual orientation, national origin, religion, age, disability, marital or veteran status, genetic information, or any other legally protected status, and is an Affirmative Action/Equal Opportunity Employer.

ISSN: 1941-1642 CODEN: AKAMA6

# **Arkansas Soybean Performance Tests**

**2017**

R.D. Bond  
J.A. Still  
D.G. Dombek

**Arkansas Agricultural Experiment Station  
University of Arkansas System  
Division of Agriculture  
Fayetteville, Arkansas 72701**

# **Acknowledgments**

The contributions of the following individuals are gratefully acknowledged:

**University of Arkansas, Department of Plant Pathology, Fayetteville**

Bob Robbins, Professor

John Rupe, Professor

Devany Crippen, Program Associate I

**University of Arkansas Agricultural Research and Extension Center, Fayetteville**

J.V. Skinner, Center Director

**University of Arkansas Cooperative Extension Service, Little Rock**

Jeremy Ross, Extension Specialist - Soybeans

Michael Emerson, Extension Program Associate

**Northeast Research and Extension Center, Keiser**

Chuck Wilson, Center Director

Mike Duren, Resident Director

Christopher Cain Kelly, Program Technician I

Debbie Hopper, Program Technician I

**The Lon Mann Cotton Research Station, Marianna**

Claude Kennedy, Resident Director

Jake Norris, Program Technician

Clayton Treat, Farm Foreman

**Southeast Research and Extension Center, Monticello**

Kelly Bryant, Center Director

Larry Earnest, Superintendent, Rohwer Research Station

Scott Hayes, Program Associate

Jack Pace, Program Associate

Linda Martin, Program Technician I

**Rice Research and Extension Center, Stuttgart**

Nathan McKinney, Center Director

Jonathan McCoy, Program Technician II

**Vegetable Research Station, Kibler**

Steve Eaton, Resident Director

# Contents

Introduction.....	5
Methods.....	5
Table 1. Yields of Irrigated, Early Planted Test, Soybean Varieties and Strains at All Locations, 2017.....	6
Table 2. Performance of Irrigated, Early Planted Test, Soybean Varieties and Strains, Poinsett County, Ark., 2017 .....	12
Table 3. Performance of Irrigated, Early Planted Test, Soybean Varieties and Strains, Rohwer Research Station, Rohwer, Ark., 2017 .....	17
Table 4. Yields of Early Maturity Group IV, Full-Season, Soybean Varieties and Strains at All Locations, 2017.....	21
Table 5. Yields of Mid Maturity Group IV, Full-Season, Soybean Varieties and Strains at All Locations, 2017.....	22
Table 6. Yields of Late Maturity Group IV, Full-Season, Soybean Varieties and Strains at All Locations, 2017.....	23
Table 7. Yields of Early Maturity Group V, Full-Season, Soybean Varieties and Strains at All Locations, 2017 .....	25
Table 8. Yields of Late Maturity Group V, Full-Season, Soybean Varieties and Strains at All Locations, 2017.....	26
Table 9. Performance of Irrigated, Full-Season, Soybean Varieties and Strains, Rice Research and Extension Center, near Stuttgart, Ark., 2017 .....	28
Table 10. Performance of Irrigated, Full-Season, Soybean Varieties and Strains, Rohwer Research Station, Rohwer, Ark., 2017 .....	35
Table 11. Performance of Irrigated, Full-Season, Soybean Varieties and Strains, Vegetable Research Station, Kibler, Ark., 2017.....	42
Participants and Entries in 2017 Soybean Tests.....	48
Location Map.....	(inside back cover)



# Arkansas Soybean Performance Tests<sup>1</sup> 2017

R.D. Bond<sup>2</sup>, J.A. Still<sup>3</sup>, and D.G. Dombek<sup>4</sup>

## Introduction

Soybean variety and strain performance tests are conducted each year in Arkansas by the University of Arkansas System Division of Agriculture's Arkansas Crop Variety Improvement Program. The tests provide information to companies developing varieties and/or marketing seed within the State, and aid the Arkansas Cooperative Extension Service in formulating variety recommendations for soybean producers.

## Methods

Varieties and strains containing any herbicide tolerance trait(s) were eligible for entry into two types of tests: Early Planted Tests (EPTs) and Full-Season Tests (FSTs). Entries in the FSTs were also tested in a simulated Double-Crop test. To facilitate field operations and to allow for fairer comparisons between varieties and strains in both types of tests, entries were divided into maturity classes based on information provided by the originating company or institution. Entries in the EPTs were divided into four maturity classes. Entries in the FSTs were divided into five maturity classes. Entries in the "Early", "Mid", and "Late" Group IV EPTs and FSTs had relative maturities ranging from 4.0 to 4.5, 4.6 to 4.7, and 4.8 to 4.9, respectively. Entries in the Group V EPTs had relative maturities ranging from 5.0 to 5.3. Entries in the "Early" and "Late" MG V FSTs had relative maturities ranging from 5.0 to 5.3 and 5.4 to 5.9, respectively. The 2017 soybean performance tests contained 88 EPT entries and 217 FST entries.

The 2017 soybean FSTs were conducted at the Northeast Research and Extension Center (NEREC) at Keiser, the Lon Mann Cotton Research Station (LMCRS) near Marianna, the Rice Research and Extension Center (RREC) near Stuttgart, the Rohwer Research Station (RRS) near Rohwer and the Vegetable Research Station (VRS) near Kibler. The EPTs were established at the NEREC, the RRS, the

LMCRS, and at the Berger Farm, near Weiner, Ark. A test location map can be found inside the back cover.

Within each test, entries were arranged as a randomized complete block design with three or four replications. Plots in all tests were 4 or 5 rows wide depending on between-row spacing and 20-25 feet in length. Seeds were packaged for recommended planting rates and were planted with a cone planter. Specific location and cultural practice information accompany each table.

All rows of each plot were harvested for yield determination, except in the NEREC Irrigated and Non-Irrigated tests, all RREC tests, and all VRS tests where only the interior rows were harvested. Percent moisture was recorded for all harvested seed, and plot weights were adjusted to 13% moisture. Plot weights of all tests were converted to yield in bushels per acre (bu/A).

Plots were visually rated for shattering and lodging. Shattering ratings were carried out on border rows according to the following scale:

- |                   |                          |
|-------------------|--------------------------|
| 1. No shattering  | 4. 9-19% shattered       |
| 2. 1-3% shattered | 5. 20% or more shattered |
| 3. 4-8% shattered |                          |

Lodging ratings were recorded on a scale from 1 to 5 based on the following criteria:

1. Almost all plants erect
2. Either all plants leaning slightly, or a few plants down
3. Either all plants leaning moderately, or 25-50% of the plants down
4. Either all plants leaning considerably, or 50-80% of the plants down
5. All plants down badly

Average plant height was recorded in inches for each plot in the first replication of each test.

## Variety Testing Website

This report and other information about variety testing for corn, cotton, grain sorghum, rice, wheat and soybean can be found at [www.ArkansasVarietyTesting.com](http://www.ArkansasVarietyTesting.com). Disease ratings that do not appear in this or other reports may also be found on this website.

<sup>1</sup>Use of products and trade names in this report does not constitute a guarantee or warranty of the products named and does not signify that those products are approved to the exclusion of comparable products.

<sup>2</sup>Program Associate, Arkansas Agricultural Experiment Station, University of Arkansas, Fayetteville, Ark. 72701.

<sup>3</sup>Program Technician II, Arkansas Agricultural Experiment Station, University of Arkansas, Fayetteville, Ark. 72701

<sup>4</sup>Program Director, Arkansas Agricultural Experiment Station, University of Arkansas, Fayetteville, Ark. 72701.



**Table 1. Yields of Irrigated, Early Planted, Soybean Varieties and Strains at All Locations, 2017<sup>a</sup>.**

Variety/Experimental Line	Herbicide Technology	Poinsett Co.		All-location Average
			Rohwer	
		.....bu/A.....		
<u>Early Maturity Group IV (RM 4.0 to 4.5)</u>				
AgriGold G4380RX	Xtend	79.0	74.3	76.6
AgriGold G4440RX	Xtend	81.8	79.6	80.7
AGS GS45R216	RR2	78.6	81.7	80.1
Armor 44-D40	Xtend/STS	87.1	75.1	81.1
Asgrow AG 43X7	Xtend/SR	89.8	73.8	81.8
Asgrow AG 43X8	Xtend	78.3	84.0	81.2
Asgrow AG 45X8	Xtend/SR	87.9	79.2	83.5
Delta Grow DG4587 LL/STS	LL/STS	77.5	72.3	74.9
Dyna-Gro S43RY95	RR2	80.1	77.9	79.0
Dyna-Gro S44XS57	Xtend/STS	85.3	72.5	78.9
Dyna-Gro S45LL97	LL	68.7	71.3	70.0
Dyna-Gro S45XS37	Xtend/STS	87.4	79.7	83.5
Go Soy 43L16	LL	76.0	65.8	70.9
MorSoy 3907 RXT	Xtend	77.8	68.6	73.2
Progeny P4247LL	LL	79.2	71.8	75.5
Progeny P4255RX	Xtend	79.6	74.5	77.1
Progeny P4444RXS	Xtend/STS	79.0	72.2	75.6
Progeny P4516RXS	Xtend/STS	83.7	77.6	80.7
REV 45L57	LL	81.6	78.3	79.9
S13-10590C	Conv.	63.3	67.1	65.2
S13-2743C	Conv.	76.6	70.3	73.5
S13-3851C	Conv.	70.1	78.3	74.2
S14-9051R	RR1	68.4	74.9	71.6
GRAND MEAN		79.0	74.8	76.9
LSD (5%)		7.0	6.2	•
C.V.		7.5	6.0	•

**Table 1. Yields of Irrigated, Early Planted, Soybean Varieties and Strains at All Locations, 2017<sup>a</sup>, Continued.**

Variety/Experimental Line	Herbicide Technology	Poinsett Co.		All-location Average
			.....bu/A.....	
<u>Mid Maturity Group IV (RM 4.6 to 4.7)</u>				
AgriGold G4685RX	Xtend	85.8	81.3	83.6
AGS GS46X17	Xtend	76.2	79.0	77.6
Armor 46-D08	Xtend/STS	89.0	85.9	87.4
Armor ARX4607	Xtend	89.9	76.2	83.1
Asgrow AG 46X6	Xtend	88.4	85.3	86.8
Asgrow AG 46X7	Xtend/SR	79.8	81.3	80.5
Asgrow AG 46X8	Xtend/SR	84.5	79.0	81.8
Asgrow AG 47X6	Xtend/SR	90.5	79.6	85.0
Delta Grow DG4670 RR2	RR2	79.7	80.1	79.9
Delta Grow DG4680 RR2	RR2	77.4	84.1	80.7
Delta Grow DG4781 LL	LL	76.5	72.0	74.2
Delta Grow DG4790 RR2	RR2	87.5	81.0	84.2
LG C4710RX	Xtend/STS	89.2	85.8	87.5
Petrus Seed 479 GTS	RR1/STS	78.6	76.5	77.5
Progeny P4620RXS	Xtend/STS	86.7	79.0	82.9
Progeny P4716LL	LL	82.8	77.1	80.0
Progeny P4757RY	RR2	89.9	82.7	86.3
Progeny P4799RXS	Xtend/STS	87.4	83.5	85.4
S14-15146R	RR1/STS	66.0	69.3	67.7
S14-6391C	Conv./STS	72.0	85.2	78.6
USG 7478XTS	Xtend/STS	91.1	71.1	81.1
GRAND MEAN		83.3	79.7	81.5
LSD (5%)		6.2	7.7	•
C.V.		6.3	8.2	•

**Table 1. Yields of Irrigated, Early Planted, Soybean Varieties and Strains at All Locations, 2017<sup>a</sup>, Continued.**

Variety/Experimental Line	Herbicide Technology	bu/A.....		All-location Average
		Poinsett Co.	Rohwer	
<u>Late Maturity Group IV (RM 4.8 to 4.9)</u>				
AgriGold G4835RX	Xtend	83.7	66.4	75.0
AgriGold G4990RX	Xtend	71.7	53.9	62.8
AGS GS48R216	RR2	73.2	71.9	72.6
Armor ARX4807	Xtend	82.0	66.4	74.2
Armor ARX4817	Xtend	79.5	74.3	76.9
Asgrow AG 48X8	Xtend/SR	81.4	73.1	77.2
Delta Grow DG4825 RR2/STS	RR2/STS	79.2	76.7	77.9
Delta Grow DG4835 RR2X	Xtend	81.3	69.6	75.5
Delta Grow DG4845 RR2X	Xtend	87.1	80.3	83.7
Delta Grow DG4880 RR	RR1	72.3	75.4	73.8
Delta Grow DG4940 RR	RR1	68.4	66.5	67.5
Delta Grow DG4967 LL	LL	74.4	68.4	71.4
Delta Grow DG4970 RR	RR1	65.7	69.0	67.3
Delta Grow DG4977 LL/STS	LL/STS	75.9	63.2	69.6
Delta Grow DG4995 RR	RR1	71.6	62.8	67.2
Dyna-Gro S48XT56	Xtend	83.5	78.6	81.1
Dyna-Gro S49XS76	Xtend/STS	82.0	72.6	77.3
Dyna-Gro SX17648XT	Xtend	77.4	68.5	72.9
Go Soy 49G16	RR1	68.9	66.0	67.4
Go Soy 49L17	LL	76.2	66.4	71.3
LG C4845RX	Xtend	81.7	77.5	79.6
LG C4922RX	Xtend/STS	79.9	67.5	73.7
Petrus Seed 4916 GT	RR1	68.3	57.8	63.0
Progeny P4816RX	Xtend	82.6	76.8	79.7
Progeny P4851RX	Xtend	74.4	80.2	77.3
Progeny P4929RXS	Xtend/STS	81.4	70.2	75.8
Progeny P4930LL	LL	75.9	73.3	74.6
Progeny P4996RXS	Xtend/STS	70.1	55.0	62.5
R11-328	Conv.	62.6	65.0	63.8
R12-226	Conv.	64.5	58.4	61.5
R12-712	Conv.	66.1	59.7	62.9
R13-1019	Conv.	64.7	60.8	62.7
R13-13433	Conv.	61.1	62.4	61.7
REV 4857X	Xtend	82.3	80.2	81.2

**Table 1. Yields of Irrigated, Early Planted, Soybean Varieties and Strains at All Locations, 2017<sup>a</sup>, Continued.**

Variety/Experimental Line	Herbicide Technology	Poinsett Co. Rohwer		All-location Average
		.....bu/A.....		
<u>Late Maturity Group IV (RM 4.8 to 4.9) Continued</u>				
REV 48A26	RR1	82.9	75.5	79.2
REV 48A76	RR1	76.2	75.4	75.8
REV 48L63	LL	74.8	71.5	73.2
REV 4927X	Xtend	77.4	82.6	80.0
REV 49L88	LL	77.4	71.3	74.4
REV 49R94	RR1	76.2	73.2	74.7
S13-1805C	Conv.	72.2	66.4	69.3
USG 7487XTS	Xtend/STS	69.3	64.4	66.8
USG 7496XTS	Xtend/STS	78.6	74.2	76.4
USG 7497XT	Xtend	71.7	53.9	62.8
USG 74K95RS	RR2/STS	76.5	66.3	71.4
GRAND MEAN		75.2	69.1	72.1
LSD (5%)		6.0	5.8	•
C.V.		6.8	7.2	•

**Table 1. Yields of Irrigated, Early Planted, Soybean Varieties and Strains at All Locations, 2017<sup>a</sup>, Continued.**

Variety/Experimental Line	Herbicide Technology	Poinsett Co.	Rohwer	All-location Average
		.....bu/A.....		
<u>Maturity Group V (RM 5.0 to 5.3)</u>				
AgriGold G5000RX	Xtend	82.1	73.3	77.7
Armor ARX5107	Xtend	81.4	53.6	67.5
Asgrow AG 51X8	Xtend/SR	85.8	52.7	69.2
Delta Grow DG5067 LL	LL	72.5	65.7	69.1
Delta Grow DG5170 RR2/STS	RR2/STS	87.5	79.5	83.5
Dyna-Gro S52RY75	RR2	73.6	63.7	68.6
Dyna-Gro SX17651XS	Xtend/STS	71.2	78.2	74.7
Go Soy 5115LL	LL	74.6	70.3	72.4
Go Soy Leland	Conv.	75.6	65.6	70.6
Progeny P5016RXS	Xtend/STS	86.2	76.3	81.2
Progeny P5157RXS	Xtend/STS	75.6	69.9	72.8
Progeny P5279RXS	Xtend/STS	77.7	73.0	75.4
Progeny P5376RX	Xtend	73.9	65.3	69.6
REV 50A47	RR1	79.8	79.4	79.6
REV 51A56	RR1	79.6	73.3	76.5
S14-1955C	Conv.	69.7	55.5	62.6
S14-9017R	RR1	76.9	76.4	76.6
UA 5014C	Conv.	62.0	53.7	57.8
GRAND MEAN		77.0	68.1	72.5
LSD (5%)		6.4	7.2	•
C.V.		6.9	9.0	•

<sup>a</sup>Poinsett Co. = Berger Farm, Weiner, Ark.

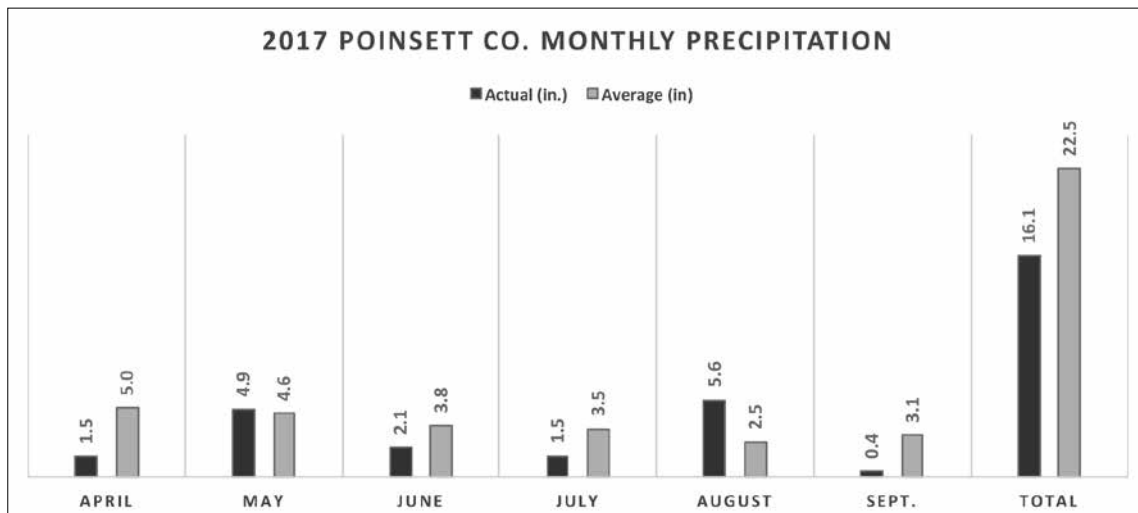
Rohwer = Rohwer Research Station, Rohwer, Ark.

**Poinsett County: near Weiner Ark.**

**Irrigated Early Planted Test (EPT), Soybean Varieties and Strains**



Poinsett Irrigated EPT



**Soil Series:** Hilleman silt loam

**Previous Crop:** Rice

**Row Width:** 7"

**Planting Date:** May 17

**Irrigation Dates:** Irrigated 4 times

**Fertilizer Application(s):** 1 Ton/A chicken litter + 0-60-90 applied once

**Herbicide Application(s):** Valor + Prowl applied once  
 Flexstar + Select applied twice  
 Basagran applied once

**Fungicide Application(s):** Priaxor applied once

**Insecticide Application(s):** Karate + Acephate applied once

**Harvest Date:** Early MG4 October 3  
 Mid MG 4 October 3  
 Late MG 4 October 12  
 MG 5 October 12

**Table 2. Performance of Irrigated, Early Planted, Soybean Varieties and Strains,  
Poinsett County, Ark., 2017.**

Variety/Experimental Line	2017	2-Year <sup>a</sup> Average	3-Year <sup>b</sup> Average	Lodging <sup>d</sup> Score	Shatter <sup>e</sup> Score	Plant Height (in.)
.....bu/A.....						
<u>Early Maturity Group IV (RM 4.0 to 4.5)</u>						
Asgrow AG 43X7	89.8	•	•	1.5	1.0	33
Asgrow AG 45X8	87.9	•	•	1.8	1.0	35
Dyna-Gro S45XS37	87.4	84.3	•	1.3	1.0	42
Armor 44-D40	87.1	86.0	•	1.5	1.0	39
Dyna-Gro S44XS57	85.3	•	•	1.0	1.0	40
Progeny P4516RXS	83.7	•	•	1.5	1.0	39
AgriGold G4440RX	81.8	•	•	2.5	1.0	39
REV 45L57	81.6	•	•	1.5	1.0	34
Dyna-Gro S43RY95	80.1	75.3	80.8	2.3	1.0	41
Progeny P4255RX	79.6	•	•	1.5	1.0	34
Progeny P4247LL	79.2	73.9	•	2.0	1.0	33
AgriGold G4380RX	79.0	•	•	1.5	1.0	40
Progeny P4444RXS	79.0	•	•	1.3	1.0	34
AGS GS45R216	78.6	•	•	2.5	1.0	45
Asgrow AG 43X8	78.3	•	•	2.0	1.0	38
MorSoy 3907 RXT	77.8	•	•	1.5	1.0	41
Delta Grow DG4587 LL/STS	77.5	81.0	82.0	2.0	1.0	39
S13-2743C	76.6	•	•	2.3	1.0	37
Go Soy 43L16	76.0	76.5	•	2.0	1.0	36
S13-3851C	70.1	•	•	2.0	1.0	35
Dyna-Gro S45LL97	68.7	66.7	•	1.5	1.0	36
S14-9051R	68.4	•	•	1.5	1.0	32
S13-10590C	63.3	•	•	1.8	1.0	32
GRAND MEAN	79.0	•	•	1.7	1.0	37
LSD (5%)	7.0	•	•	•	•	•
C.V.	7.5	•	•	•	•	•

**Table 2. Performance of Irrigated, Early Planted, Soybean Varieties and Strains,  
Poinsett County, Ark., 2017, Continued.**

Variety/Experimental Line	2017	2-Year <sup>a</sup> Average	3-Year <sup>b</sup> Average	Lodging <sup>d</sup> Score	Shatter <sup>e</sup> Score	Plant Height (in.)
.....bu/A.....						
<u>Mid Maturity Group IV (RM 4.6 to 4.7)</u>						
USG 7478XTS	91.1	•	•	1.3	1.0	39
Asgrow AG 47X6	90.5	89.8	•	1.0	1.0	41
Armor ARX4607	89.9	•	•	2.3	1.0	38
Progeny P4757RY	89.9	81.7	83.4	2.0	1.0	41
LG C4710RX	89.2	•	•	1.8	1.0	44
Armor 46-D08	89.0	84.8	•	1.3	1.0	39
Asgrow AG 46X6	88.4	79.4	•	1.5	1.0	35
Delta Grow DG4790 RR2	87.5	79.9	83.4	1.8	1.0	40
Progeny P4799RXS	87.4	•	•	1.0	1.0	39
Progeny P4620RXS	86.7	•	•	1.5	1.0	38
AgriGold G4685RX	85.8	•	•	1.3	1.0	41
Asgrow AG 46X8	84.5	•	•	1.3	1.0	39
Progeny P4716LL	82.8	•	•	1.0	1.0	39
Asgrow AG 46X7	79.8	82.9	•	1.3	1.0	39
Delta Grow DG4670 RR2	79.7	79.5	86.0	2.0	1.0	37
Petrus Seed 479 GTS	78.6	•	•	1.5	1.0	36
Delta Grow DG4680 RR2	77.4	71.4	•	2.0	1.0	36
Delta Grow DG4781 LL	76.5	76.3	84.6	1.0	1.0	36
AGS GS46X17	76.2	•	•	1.5	1.0	33
S14-6391C	72.0	•	•	3.0	1.0	36
S14-15146R	66.0	•	•	1.3	1.0	35
GRAND MEAN	83.3	•	•	1.5	1.0	38
LSD (5%)	6.2	•	•	•	•	•
C.V.	6.3	•	•	•	•	•



**Table 2. Performance of Irrigated, Early Planted, Soybean Varieties and Strains,  
Poinsett County, Ark., 2017, Continued.**

Variety/Experimental Line	2017	2-Year <sup>a</sup> Average	3-Year <sup>b</sup> Average	Lodging <sup>d</sup> Score	Shatter <sup>e</sup> Score	Plant Height (in.)
.....bu/A.....						
<u>Late Maturity Group IV (RM 4.8 to 4.9)</u>						
Delta Grow DG4845 RR2X	87.1	78.7	•	1.0	1.0	33
AgriGold G4835RX	83.7	•	•	1.3	1.0	36
Dyna-Gro S48XT56	83.5	•	•	1.0	1.0	32
REV 48A26	82.9	73.1	•	1.0	1.0	38
Progeny P4816RX	82.6	•	•	1.0	1.0	33
REV 4857X	82.3	•	•	1.5	1.0	40
Armor ARX4807	82.0	•	•	1.3	1.0	37
Dyna-Gro S49XS76	82.0	63.4	•	1.0	1.0	40
LG C4845RX	81.7	77.9	•	1.0	1.0	36
Asgrow AG 48X8	81.4	•	•	1.3	1.0	38
Progeny P4929RXS	81.4	•	•	1.0	1.0	36
Delta Grow DG4835 RR2X	81.3	•	•	1.0	1.0	38
LG C4922RX	79.9	•	•	1.0	1.0	36
Armor ARX4817	79.5	•	•	3.0	1.0	40
Delta Grow DG4825 RR2/STS	79.2	83.9	85.1	2.0	1.0	33
USG 7496XTS	78.6	•	•	1.0	1.0	39
Dyna-Gro SX17648XT	77.4	•	•	1.0	1.0	39
REV 4927X	77.4	•	•	1.5	1.0	39
REV 49L88	77.4	•	•	1.0	1.0	37
USG 74K95RS	76.5	75.4	82.0	1.3	1.0	39
Go Soy 49L17	76.2	•	•	2.0	1.0	38
REV 48A76	76.2	72.2	•	1.5	1.0	34
REV 49R94	76.2	70.4	76.8	1.3	1.0	34
Delta Grow DG4977 LL/STS	75.9	76.6	77.8	2.3	1.0	47
Progeny P4930LL	75.9	71.6	76.2	1.8	1.0	37
REV 48L63	74.8	69.6	•	1.0	1.0	40
Delta Grow DG4967 LL	74.4	72.9	77.9	1.3	1.0	46
Progeny P4851RX	74.4	•	•	3.0	1.0	41
AGS GS48R216	73.2	•	•	4.0	1.0	36
Delta Grow DG4880 RR	72.3	70.1	74.8	2.5	1.0	36
S13-1805C	72.2	•	•	2.3	1.0	33
AgriGold G4990RX	71.7	•	•	1.0	1.0	43
USG 7497XT	71.7	69.8	•	1.5	1.0	37
Delta Grow DG4995 RR	71.6	58.1	63.3	1.0	1.0	36
Progeny P4996RXS	70.1	•	•	1.0	1.0	39
USG 7487XTS	69.3	74.2	•	1.3	1.0	41
Go Soy 49G16	68.9	•	•	1.8	1.0	34
Delta Grow DG4940 RR	68.4	60.7	70.4	2.5	1.0	38
Petrus Seed 4916 GT	68.3	•	•	2.0	1.0	34
R12-712	66.1	•	•	1.3	1.0	28

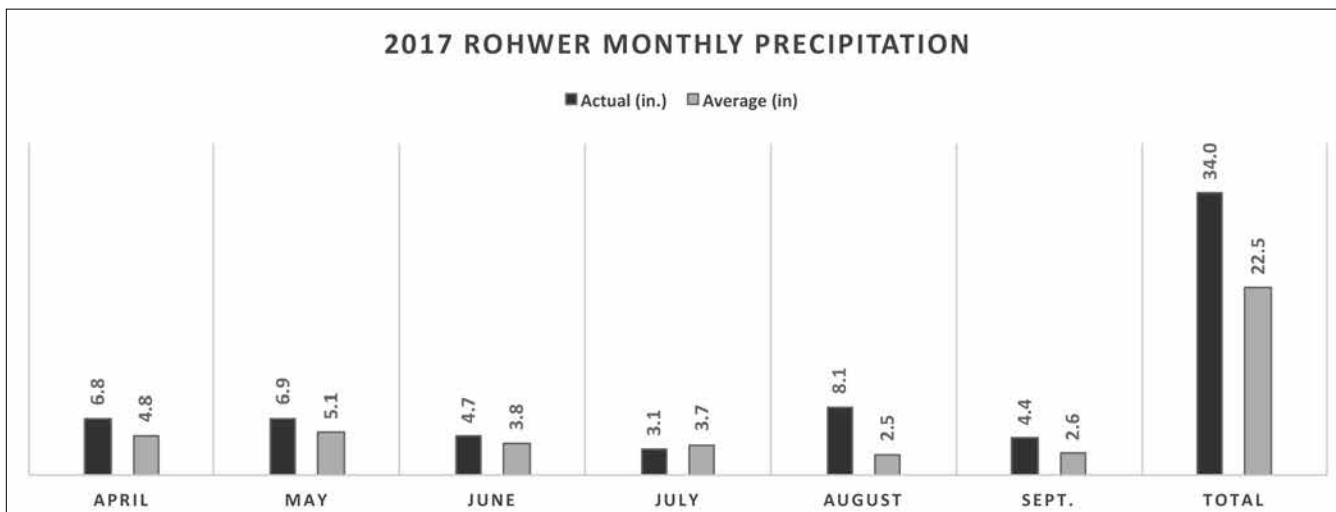
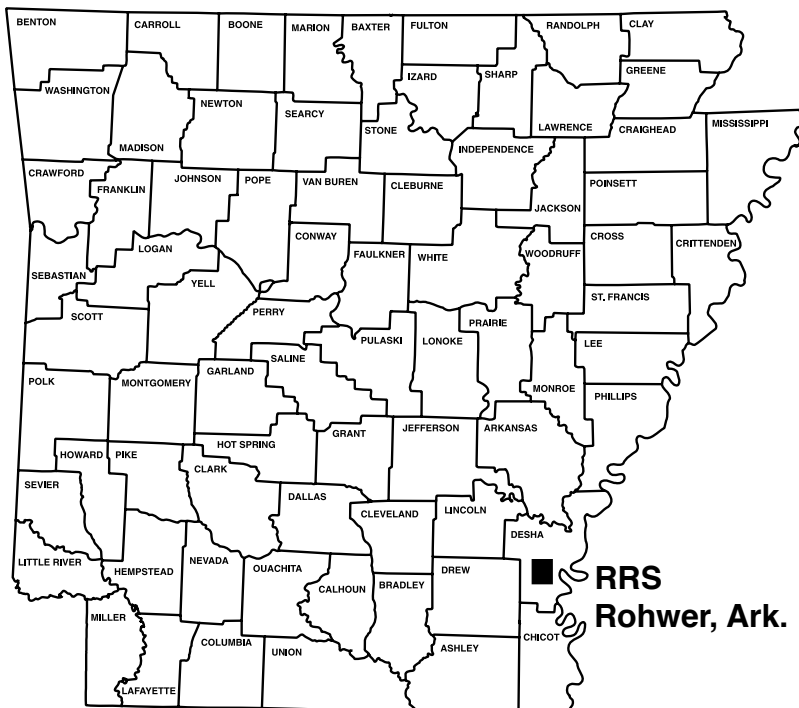
**Table 2. Performance of Irrigated, Early Planted, Soybean Varieties and Strains, Poinsett County, Ark., 2017, Continued.**

Variety/Experimental Line	2017	2-Year <sup>a</sup> Average	3-Year <sup>b,c</sup> Average	Lodging <sup>d</sup> Score	Shatter <sup>e</sup> Score	Plant Height (in.)
.....bu/A.....						
<u>Late Maturity Group IV (RM 4.8 to 4.9), Continued</u>						
Delta Grow DG4970 RR	65.7	68.7	74.0	3.0	1.0	40
R13-1019	64.7	•	•	1.5	1.0	35
R12-226	64.5	•	•	3.3	1.0	33
R11-328	62.6	•	•	1.0	1.0	29
R13-13433	61.1	•	•	1.5	1.0	38
GRAND MEAN	75.2	•	•	1.6	1.0	37
LSD (5%)	6.0	•	•	•	•	•
C.V.	6.8	•	•	•	•	•
<u>Maturity Group V (RM 5.0 to 5.3)</u>						
Delta Grow DG5170 RR2/STS	87.5	90.9	•	1.5	1.0	44
Progeny P5016RXS	86.2	•	•	1.0	1.0	36
Asgrow AG 51X8	85.8	•	•	1.3	1.0	46
AgriGold G5000RX	82.1	•	•	1.0	1.0	36
Armor ARX5107	81.4	•	•	1.3	1.0	39
REV 50A47	79.8	•	•	1.0	1.0	36
REV 51A56	79.6	•	•	1.5	1.0	37
Progeny P5279RXS	77.7	•	•	1.3	1.0	39
S14-9017R	76.9	•	•	1.0	1.0	34
Progeny P5157RXS	75.6	•	•	1.3	1.0	37
Go Soy Leland	75.6	•	•	2.8	1.0	34
Go Soy 5115LL	74.6	•	•	1.5	1.0	37
Progeny P5376RX	73.9	•	•	1.3	1.0	31
Dyna-Gro S52RY75	73.6	64.6	•	2.3	1.0	28
Delta Grow DG5067 LL	72.5	76.2	•	2.3	1.0	41
Dyna-Gro SX17651XS	71.2	•	•	1.3	1.0	36
S14-1955C	69.7	•	•	2.8	1.0	30
UA 5014C	62.0	48.1	49.7	1.0	1.0	28
GRAND MEAN	77.0	•	•	1.5	1.0	36
LSD (5%)	6.4	•	•	•	•	•
C.V.	6.9	•	•	•	•	•

<sup>a</sup>Average Yield from 2016 and 2017.<sup>b</sup>Average Yield from 2015, 2016, and 2017.<sup>c</sup>Average Yield of MG 5 test from 2014, 2016, and 2017.<sup>d</sup>1 = Almost all plants erect. 2 = Either all plants leaning slightly, or a few plants down. 3 = Either all plants leaning moderately, or 25-50% of plants down. 4 = Either all plants leaning considerably, or 50-80% of plants down. 5 = All plants down badly.<sup>e</sup>1 = No shattering. 2 = 1-3% shattered. 3 = 4-8% shattered. 4 = 9-19% shattered 5 = 20% or more shattered.

# Rohwer: Rohwer Research Station (RRS)

## Irrigated, Early Planted Soybean Varieties and Strains, 2017



<b>Soil Series:</b>	Desha silt loam	<b>Fertilizer Application(s):</b>	130 lbs/A K	March 21
<b>Soil pH:</b>	7.0	<b>Herbicide Application(s):</b>	Gramoxone	April 13
<b>Previous Crop:</b>	Corn		Interline + Fierce	April 19
<b>Row Width:</b>	38" twin row		Prefix	May 25
<b>Planting Date:</b>	April 19		Zidua	June 8
<b>Irrigation Dates:</b>	June 15 July 5, 14, 24, 31	<b>Insecticide Application(s):</b>	Acephate + bifenthrin	Aug. 21
		<b>Harvest Date:</b>	Early MG 4	Sept. 18
			Mid MG 4	Sept. 18
			Late MG 4	Sept. 19
			MG 5	Sept. 19

**Table 3. Performance of Irrigated, Early Planted, Soybean Varieties and Strains,  
Rohwer Research Station, Rohwer, Ark., 2017.**

Variety/Experimental Line	2017	2-Year <sup>a</sup> Average	3-Year <sup>b</sup> Average	Maturity Date	Lodging <sup>c</sup> Score	Shatter <sup>d</sup> Score	Plant Height (in.)
.....bu/A.....							
<u>Early Maturity Group IV (RM 4.0 to 4.5)</u>							
Asgrow AG 43X8	84.0	•	•	Sep-06	1.0	1.0	38
AGS GS45R216	81.7	•	•	Sep-08	2.7	1.0	40
Dyna-Gro S45XS37	79.7	65.0	•	Sep-08	2.0	1.0	40
AgriGold G4440RX	79.6	•	•	Sep-01	1.7	1.0	44
Asgrow AG 45X8	79.2	•	•	Sep-06	1.0	1.0	38
S13-3851C	78.3	•	•	Sep-06	2.0	1.0	37
REV 45L57	78.3	•	•	Sep-01	1.3	1.0	40
Dyna-Gro S43RY95	77.9	68.7	67.6	Sep-04	2.0	1.0	43
Progeny P4516RXS	77.6	•	•	Sep-08	1.3	1.0	44
Armor 44-D40	75.1	62.8	•	Sep-06	1.0	1.0	39
S14-9051R	74.9	•	•	Sep-06	1.3	1.0	37
Progeny P4255RX	74.5	•	•	Aug-25	2.3	1.0	42
AgriGold G4380RX	74.3	•	•	Sep-06	1.0	1.0	40
Asgrow AG 43X7	73.8	•	•	Aug-30	1.3	1.0	42
Dyna-Gro S44XS57	72.5	•	•	Sep-01	1.0	1.0	41
Delta Grow DG4587 LL/STS	72.3	67.1	62.3	Aug-29	1.0	1.0	38
Progeny P4444RXS	72.2	•	•	Sep-01	1.0	1.0	41
Progeny P4247LL	71.8	63.9	•	Aug-30	1.0	1.0	38
Dyna-Gro S45LL97	71.3	66.3	•	Sep-04	1.0	1.0	43
S13-2743C	70.3	•	•	Aug-25	1.0	1.0	43
MorSoy 3907 RXT	68.6	•	•	Aug-27	1.3	1.0	39
S13-10590C	67.1	•	•	Sep-04	1.3	1.0	37
Go Soy 43L16	65.8	60.0	•	Aug-29	1.3	1.0	33
GRAND MEAN	74.8	•	•	Sep-02	1.4	1.0	40
LSD (5%)	6.2	•	•	•	•	•	•
C.V.	6.0	•	•	•	•	•	•

**Table 3. Performance of Irrigated, Early Planted, Soybean Varieties and Strains,  
Rohwer Research Station, Rohwer, Ark., 2017, Continued.**

Variety/Experimental Line	2017	2-Year <sup>a</sup> Average	3-Year <sup>b</sup> Average	Maturity Date	Lodging <sup>c</sup> Score	Shatter <sup>d</sup> Score	Plant Height (in.)
	.....bu/A.....						
<u>Mid Maturity Group IV (RM 4.6 to 4.7)</u>							
Armor 46-D08	85.9	66.9	•	Sep-11	1.8	1.0	42
LG C4710RX	85.8	•	•	Sep-08	2.3	1.0	43
Asgrow AG 46X6	85.3	66.6	•	Sep-13	1.3	1.0	35
S14-6391C	85.2	•	•	Sep-04	2.5	1.0	45
Delta Grow DG4680 RR2	84.1	68.7	•	Sep-06	3.0	1.0	38
Progeny P4799RXS	83.5	•	•	Sep-10	1.5	1.0	44
Progeny P4757RY	82.7	61.9	65.0	Sep-08	1.5	1.0	41
AgriGold G4685RX	81.3	•	•	Sep-06	1.3	1.0	44
Asgrow AG 46X7	81.3	63.6	•	Sep-11	1.0	1.0	41
Delta Grow DG4790 RR2	81.0	60.9	61.6	Sep-08	1.8	1.0	43
Delta Grow DG4670 RR2	80.1	62.4	62.9	Sep-08	1.3	1.0	39
Asgrow AG 47X6	79.6	61.3	•	Sep-04	1.3	1.0	42
Asgrow AG 46X8	79.0	•	•	Sep-08	1.0	1.0	39
Progeny P4620RXS	79.0	•	•	Sep-13	1.8	1.0	40
AGS GS46X17	79.0	•	•	Sep-01	1.0	1.0	37
Progeny P4716LL	77.1	•	•	Sep-01	2.5	1.0	41
Petrus Seed 479 GTS	76.5	•	•	Sep-04	1.0	1.0	39
Armor ARX4607	76.2	•	•	Sep-08	2.3	1.0	41
Delta Grow DG4781 LL	72.0	59.3	59.8	Sep-08	2.0	1.0	40
USG 7478XTS	71.1	•	•	Sep-10	1.0	1.0	41
S14-15146R	69.3	•	•	Sep-10	2.0	1.0	38
GRAND MEAN	79.7	•	•	Sep-07	1.7	1.0	41
LSD (5%)	7.7	•	•	•	•	•	•
C.V.	8.2	•	•	•	•	•	•

**Table 3. Performance of Irrigated, Early Planted, Soybean Varieties and Strains, Rohwer Research Station, Rohwer, Ark., 2017, Continued.**

Variety/Experimental Line	2017	2-Year <sup>a</sup> Average	3-Year <sup>b</sup> Average	Maturity Date	Lodging <sup>c</sup> Score	Shatter <sup>d</sup> Score	Plant Height (in.)
	.....bu/A.....						
<u>Late Maturity Group IV (RM 4.8 to 4.9)</u>							
REV 4927X	82.6	•	•	Sep-08	2.0	1.0	42
Delta Grow DG4845 RR2X	80.3	63.2	•	Sep-15	1.0	1.0	42
Progeny P4851RX	80.2	•	•	Sep-08	2.5	1.0	41
REV 4857X	80.2	•	•	Sep-11	2.3	1.0	44
Dyna-Gro S48XT56	78.6	•	•	Sep-14	1.3	1.0	39
LG C4845RX	77.5	61.4	•	Sep-13	1.0	1.0	42
Progeny P4816RX	76.8	•	•	Sep-14	1.0	1.0	42
Delta Grow DG4825 RR2/STS	76.7	62.7	61.4	Sep-13	1.8	1.0	43
REV 48A26	75.5	64.9	•	Sep-11	1.5	1.0	42
REV 48A76	75.4	63.7	•	Sep-11	2.8	1.0	41
Delta Grow DG4880 RR	75.4	60.7	60.1	Sep-11	2.3	1.0	40
Armor ARX4817	74.3	•	•	Sep-11	2.3	1.0	44
USG 7496XTS	74.2	•	•	Sep-13	1.5	1.0	40
Progeny P4930LL	73.3	66.0	60.3	Sep-15	2.3	1.0	49
REV 49R94	73.2	62.2	64.7	Sep-08	1.5	1.0	42
Asgrow AG 48X8	73.1	•	•	Sep-11	1.0	1.0	43
Dyna-Gro S49XS76	72.6	64.7	•	Sep-13	1.8	1.0	41
AGS GS48R216	71.9	•	•	Sep-11	2.3	1.0	39
REV 48L63	71.5	59.7	•	Sep-13	2.5	1.0	40
REV 49L88	71.3	•	•	Sep-08	1.8	1.0	40
Progeny P4929RXS	70.2	•	•	Sep-11	1.8	1.0	40
Delta Grow DG4835 RR2X	69.6	•	•	Sep-08	1.5	1.0	42
Delta Grow DG4970 RR	69.0	56.1	58.6	Sep-13	2.5	1.0	50
Dyna-Gro SX17648XT	68.5	•	•	Sep-08	1.8	1.0	39
Delta Grow DG4967 LL	68.4	63.4	58.0	Sep-16	3.5	1.0	51
LG C4922RX	67.5	•	•	Sep-13	1.5	1.0	45
Delta Grow DG4940 RR	66.5	66.5	64.1	Sep-13	3.5	1.0	40
Go Soy 49L17	66.4	•	•	Sep-16	3.5	1.0	51
AgriGold G4835RX	66.4	•	•	Sep-08	2.5	1.0	40
Armor ARX4807	66.4	•	•	Sep-11	1.0	1.0	40
S13-1805C	66.4	•	•	Sep-13	2.0	1.0	34
USG 74K95RS	66.3	58.9	56.3	Sep-08	2.0	1.0	43
Go Soy 49G16	66.0	•	•	Sep-13	3.0	1.0	40
R11-328	65.0	•	•	Sep-15	1.3	1.0	34
USG 7487XTS	64.4	58.0	•	Sep-08	1.5	1.0	44
Delta Grow DG4977 LL/STS	63.2	59.4	54.5	Sep-13	3.5	1.0	49
Delta Grow DG4995 RR	62.8	63.4	65.3	Sep-13	1.8	1.0	46
R13-13433	62.4	•	•	Sep-13	2.3	1.0	43
R13-1019	60.8	•	•	Sep-14	1.3	1.0	39
R12-712	59.7	•	•	Sep-13	1.3	1.0	30
R12-226	58.4	•	•	Sep-15	2.0	1.0	35
Petrus Seed 4916 GT	57.8	•	•	Sep-13	3.0	1.0	40
Progeny P4996RXS	55.0	•	•	Sep-08	2.8	1.0	45

**Table 3. Performance of Irrigated, Early Planted, Soybean Varieties and Strains, Rohwer Research Station, Rohwer, Ark., 2017, Continued.**

Variety/Experimental Line	2017	2-Year <sup>a</sup> Average	3-Year <sup>b</sup> Average	Maturity Date	Lodging <sup>c</sup> Score	Shatter <sup>d</sup> Score	Plant Height (in.)
.....bu/A.....							
<u>Late Maturity Group IV (RM 4.8 to 4.9), Continued</u>							
USG 7497XT	53.9	56.2	•	Sep-11	3.5	1.0	47
AgriGold G4990RX	53.9	•	•	Sep-08	2.3	1.0	45
GRAND MEAN	69.1	•	•	Sep-11	2.1	1.0	42
LSD (5%)	5.8	•	•	•	•	•	•
C.V.	7.2	•	•	•	•	•	•
<u>Maturity Group V (RM 5.0 to 5.3)</u>							
Delta Grow DG5170 RR2/STS	79.5	69.5	•	Sep-17	2.5	1.0	46
REV 50A47	79.4	•	•	Sep-11	2.8	1.0	44
Dyna-Gro SX17651XS	78.2	•	•	Sep-14	1.8	1.0	42
S14-9017R	76.4	•	•	Sep-15	1.5	1.0	34
Progeny P5016RXS	76.3	•	•	Sep-14	1.5	1.0	38
REV 51A56	73.3	•	•	Sep-11	2.5	1.0	40
AgriGold G5000RX	73.3	•	•	Sep-13	2.0	1.0	43
Progeny P5279RXS	73.0	•	•	Sep-13	2.0	1.0	44
Go Soy 5115LL	70.3	•	•	Sep-16	3.5	1.0	46
Progeny P5157RXS	69.9	•	•	Sep-13	2.0	1.0	42
Delta Grow DG5067 LL	65.7	59.3	57.3	Sep-17	4.0	1.0	46
Go Soy Leland	65.6	•	•	Sep-14	3.5	1.0	40
Progeny P5376RX	65.3	•	•	Sep-14	2.0	1.0	36
Dyna-Gro S52RY75	63.7	57.6	56.6	Sep-13	1.8	1.0	38
S14-1955C	55.5	•	•	Sep-16	3.0	1.0	35
UA 5014C	53.7	43.7	46.8	Sep-15	1.3	1.0	33
Armor ARX5107	53.6	•	•	Sep-11	2.0	1.0	48
Asgrow AG 51X8	52.7	•	•	Sep-08	3.0	1.0	43
GRAND MEAN	68.1	•	•	Sep-13	2.4	1.0	41
LSD (5%)	7.2	•	•	•	•	•	•
C.V.	9.0	•	•	•	•	•	•

<sup>a</sup>Average Yield from 2016 and 2017.<sup>b</sup>Average Yield from 2015, 2016, and 2017.<sup>c</sup>1 = Almost all plants erect. 2 = Either all plants leaning slightly, or a few plants down. 3 = Either all plants leaning moderately, or 25-50% of plants down. 4 = Either all plants leaning considerably, or 50-80% of plants down. 5 = All plants down badly.<sup>d</sup>1 = No shattering. 2 = 1-3% shattered. 3 = 4-8% shattered. 4 = 9-19% shattered 5 = 20% or more shattered.

**Table 4. Yields of Early Maturity Group IV, Full-Season, Soybean Varieties and Strains at All Locations, 2017<sup>a</sup>.**

Variety/Experimental Line	Herbicide Technology	Stuttgart Irrigated	Rohwer Irrigated	Kibler Irrigated	All-Location Average
.....bu/A.....					
<u>Early Maturity Group IV (RM 4.0 to 4.5)</u>					
AgriGold G4380RX	Xtend	72.9	66.6	64.7	68.1
AgriGold G4440RX	Xtend	78.7	65.5	73.6	72.6
Armor 44-D40	Xtend/STS	75.2	75.9	76.9	76.0
Armor 44-D51	Xtend	75.1	68.7	74.6	72.8
Armor 44-L20	LL	77.2	65.3	72.9	71.8
Armor 45-D85	Xtend	75.1	76.3	71.2	74.2
CZ 4044LL	LL	67.3	60.8	70.4	66.2
CZ 4222LL	LL	69.1	56.2	74.4	66.5
Delta Grow DG4587 LL/STS	LL/STS	77.3	69.9	66.6	71.2
Dyna-Gro 31RY45	RR2	76.1	70.3	72.1	72.8
Dyna-Gro S44XS57	Xtend/STS	68.5	74.3	71.3	71.4
Dyna-Gro S45LL97	LL	70.7	68.2	69.6	69.5
Dyna-Gro S45XS37	Xtend/STS	77.8	75.8	74.0	75.9
Dyna-Gro S45XS66	Xtend/STS	75.1	69.5	63.0	69.2
Eagle Seed ES4460RYX	Xtend	76.5	74.5	75.2	75.4
Hefty H43x8	Xtend	69.4	56.8	76.1	67.4
Hefty H45x8s	Xtend/STS	80.0	64.2	71.7	72.0
MorSoy 4426 RXT	Xtend/STS	76.9	65.5	72.7	71.7
MorSoy 4535 RXT	Xtend/STS	79.4	73.5	71.0	74.6
NK S43-V3X Brand	Xtend	73.6	73.3	64.9	70.6
NK S45-K5X Brand	Xtend	71.0	71.5	71.9	71.5
Pioneer P42A52X	Xtend	72.0	68.7	72.5	71.1
Progeny P4247LL	LL	70.6	62.6	69.6	67.6
Progeny P4255RX	Xtend	74.1	57.5	71.9	67.8
Progeny P4444RXS	Xtend/STS	72.6	67.9	73.2	71.2
Progeny P4516RXS	Xtend/STS	78.5	76.9	71.0	75.4
REV 45L57	LL	69.4	62.0	69.8	67.1
S13-10590C	Conv.	62.6	58.5	70.6	63.9
S13-2743C	Conv.	63.3	61.3	72.5	65.7
S13-3851C	Conv.	73.1	62.0	71.3	68.8
S14-9051R	RR1	70.6	66.1	75.7	70.8
GRAND MEAN		73.2	67.3	71.5	70.7
LSD (5%)		4.0	5.7	9.4	•
C.V.		4.0	6.3	9.7	•

<sup>a</sup> Stuttgart Irrigated = Rice Research and Extension Center. Soil series = Crowley silt loam.

Rohwer Irrigated = Rohwer Research Station. Soil series = Desha silt loam.

Kibler Irrigated = Vegetable Research Station. Soil series = Roxanna silt loam.



**Table 5. Yields of Mid Maturity Group IV, Full-Season, Soybean Varieties and Strains at All Locations, 2017<sup>a</sup>.**

Variety/Experimental Line	Herbicide Technology	Stuttgart Irrigated	Rohwer Irrigated	Kibler Irrigated	All-Location Average
.....bu/A.....					
<u>Mid Maturity Group IV (RM 4.6 to 4.7)</u>					
AgriGold G4685RX	Xtend	68.6	66.6	72.0	69.0
Armor 46-D08	Xtend/STS	73.5	75.3	70.5	73.1
Armor ARX4607	Xtend	72.5	60.9	79.1	70.8
Asgrow AG 46X6	RR2X	73.5	71.4	87.4	77.4
Asgrow AG 46X7	RR2X/SR	72.0	65.2	78.3	71.8
Asgrow AG 46X8	RR2X/SR	67.0	72.2	73.4	70.9
Asgrow AG 47X6	RR2X/SR	75.2	74.2	68.2	72.6
Croplan R2C4775	RR1	77.6	71.3	75.4	74.8
CZ 4540LL	LL	68.1	61.7	69.4	66.4
CZ 4748LL	LL	68.3	66.2	76.6	70.3
Delta Grow DG4670 RR2	RR2	73.8	73.0	77.1	74.6
Delta Grow DG4680 RR2	RR2	73.2	73.8	67.4	71.5
Delta Grow DG4781 LL	LL	70.9	60.0	74.0	68.3
Delta Grow DG4790 RR2	RR2	76.8	74.2	76.5	75.9
Dyna-Gro SX17846XS	Xtend/STS	70.9	63.0	73.7	69.2
Eagle Seed ES4660RYX	Xtend	63.8	59.4	72.0	65.1
Eagle Seed ES4680RYX	Xtend	75.0	76.0	74.5	75.2
Eagle Seed ES4772RY	RR2	82.0	69.5	79.4	77.0
Go Soy 47B17	GT	71.9	58.0	70.2	66.7
Hefty H46x6	Xtend	76.3	69.5	70.5	72.1
MorSoy 4616 RXT	Xtend/STS	77.4	72.0	74.0	74.5
MorSoy 4667 RXT	Xtend/STS	74.9	59.0	72.8	68.9
MorSoy 4777 RXT	Xtend	78.0	72.4	67.4	72.6
Petrus Seed 479 GTS	RR1/STS	68.5	64.7	70.2	67.8
Pioneer P46A16R	RR2	78.6	80.8	80.9	80.1
Pioneer P46A93X	Xtend	71.2	71.6	73.1	71.9
Progeny P4620RXS	Xtend/STS	75.2	72.2	81.7	76.4
Progeny P4716LL	LL	68.9	58.8	76.8	68.2
Progeny P4757RY	RR2	78.8	69.9	75.7	74.8
Progeny P4799RXS	Xtend/STS	71.3	69.3	72.0	70.9
S14-15146R	RR1/STS	72.3	66.2	71.4	69.9
S14-6391C	Conv./STS	65.0	63.9	70.8	66.6
USG 7478XTS	Xtend/STS	70.0	49.8	75.4	65.0
GRAND MEAN		72.8	67.6	74.2	71.5
LSD (5%)		3.8	5.8	8.9	•
C.V.		3.8	6.3	7.1	•

<sup>a</sup>Stuttgart Irrigated = Rice Research and Extension Center. Soil series = Crowley silt loam.

Rohwer Irrigated = Rohwer Research Station. Soil series = Desha silt loam.

Kibler Irrigated = Vegetable Research Station. Soil series = Roxanna silt loam.

**Table 6. Yields of Late Maturity Group IV, Full-Season, Soybean Varieties and Strains at All Locations, 2017<sup>a</sup>.**

Variety/Experimental Line	Herbicide Technology	Stuttgart Irrigated	Rohwer Irrigated	Kibler Irrigated	All-Location Average
					bu/A
<u>Late Maturity Group IV (RM 4.8 to 4.9)</u>					
AgriGold G4835RX	Xtend	70.1	48.8	75.2	64.7
AgriGold G4990RX	Xtend	70.6	36.5	70.4	59.2
AGS GS48R216	RR2	74.4	56.9	75.9	69.1
Armor 48-D87	Xtend	74.4	63.8	73.4	70.5
Armor 48-L30	LL	73.8	62.5	69.6	68.6
Armor ARX4807	Xtend	70.6	47.2	74.4	64.1
Armor ARX4827	Xtend	76.0	61.5	78.2	71.9
Armor ARX4907	Xtend	73.9	64.6	69.6	69.4
Asgrow AG 48X8	RR2X/SR	81.3	68.5	69.0	72.9
Croplan RX4817	Xtend	70.8	47.6	75.2	64.5
Croplan RX4825	Xtend	74.6	72.2	78.6	75.1
Delta Grow DG4825 RR2/STS	RR2/STS	66.5	59.1	74.6	66.7
Delta Grow DG4835 RR2X	Xtend	69.5	46.8	74.4	63.6
Delta Grow DG4845 RR2X	Xtend	78.5	70.8	78.6	76.0
Delta Grow DG4880 RR	RR1	70.2	57.8	73.6	67.2
Delta Grow DG4940 RR	RR1	62.1	53.8	69.2	61.7
Delta Grow DG4967 LL	LL	68.3	61.0	70.0	66.4
Delta Grow DG4970 RR	RR1	69.8	53.9	69.2	64.3
Delta Grow DG4977 LL/STS	LL/STS	68.9	54.2	63.4	62.2
Delta Grow DG4995 RR	RR1	66.0	59.6	68.8	64.8
Dyna-Gro S48XT56	Xtend	75.8	68.2	77.7	73.9
Dyna-Gro S49LL34	LL	66.6	65.1	71.5	67.7
Dyna-Gro S49XS76	Xtend/STS	73.4	62.9	73.6	70.0
Dyna-Gro S49XS88	Xtend/STS	74.3	27.4	69.4	57.0
Dyna-Gro SX17648XT	Xtend	75.5	63.2	72.7	70.4
Eagle Seed ES4840RY	RR2	71.5	62.1	70.5	68.0
Eagle Seed ES4870RYX	Xtend	68.9	46.6	69.2	61.5
Eagle Seed ES4998RR	RR1	65.4	55.0	71.7	64.0
Go Soy Ireane	Conv.	64.4	67.7	72.7	68.3
HBK LL4950	LL	65.4	65.3	66.9	65.9
HBK LL4953	LL	67.3	67.6	67.9	67.6
Hefty H47L5	LL	68.0	56.2	73.2	65.8
Hefty H48L3	LL	68.4	55.4	69.6	64.4
Hefty H49x7	Xtend	60.5	43.4	70.4	58.1
MorSoy 4807 RXT	Xtend	76.7	55.6	73.8	68.7
MorSoy 4846 RXT	Xtend	74.5	69.6	78.6	74.2
MorSoy 4857 RXT	Xtend/STS	68.8	50.6	76.3	65.3
MorSoy 4997 RXT	Xtend/STS	72.7	28.0	67.7	56.1
NK S48-R2X Brand	Xtend	73.3	65.6	70.2	69.7
Petrus Seed 4916 GT	RR1	71.8	55.0	67.7	64.8

Late MG IV  
Full-Season

**Table 6. Yields of Late Maturity Group IV, Full-Season, Soybean Varieties and Strains at All Locations, 2017<sup>a</sup>, Continued.**

Variety/Experimental Line	Herbicide Technology	Stuttgart Irrigated	Rohwer Irrigated	Kibler Irrigated	All-Location Average
.....bu/A.....					
<u>Late Maturity Group IV (RM 4.8 to 4.9) Continued</u>					
Pfister 48RS01	RR2/STS	69.2	53.4	71.3	64.6
Pioneer P48A60X	Xtend	78.2	67.3	75.5	73.7
Progeny P4816RX	Xtend	73.2	71.4	77.7	74.1
Progeny P4851RX	Xtend	78.8	64.4	71.1	71.5
Progeny P4929RXS	Xtend/STS	71.5	44.7	75.7	64.0
Progeny P4930LL	LL	66.8	61.6	70.9	66.4
R11-328	Conv.	69.9	61.9	70.2	67.3
R12-226	Conv.	69.8	51.4	66.7	62.7
R12-712	Conv.	66.8	56.7	75.0	66.1
R13-1019	Conv.	66.8	52.4	66.1	61.8
R13-13433	Conv.	69.8	55.6	61.3	62.2
REV 4857X	Xtend	75.1	66.8	71.9	71.3
REV 48A26	RR1	79.7	65.2	72.9	72.6
REV 48A76	RR1	73.5	69.9	68.8	70.7
REV 48L63	LL	68.7	59.8	64.6	64.3
REV 4927X	Xtend	76.7	64.0	70.2	70.3
REV 49L88	LL	78.3	64.6	67.3	70.1
REV 49R94	RR1	74.6	65.1	69.2	69.6
S13-1805C	Conv.	68.3	55.2	73.8	65.8
USG 7496XTS	Xtend/STS	72.5	65.3	69.0	68.9
USG 7497XT	Xtend	66.2	40.9	74.0	60.3
USG 74K95RS	RR2/STS	65.0	46.6	72.7	61.4
USG Ellis	Conv.	66.9	64.2	74.6	68.6
GRAND MEAN		71.1	57.9	71.6	66.9
LSD (5%)		4.3	5.1	5.2	•
C.V.		4.5	6.5	5.4	•

<sup>a</sup> Stuttgart Irrigated = Rice Research and Extension Center. Soil series = Crowley silt loam.

Rohwer Irrigated = Rohwer Research Station. Soil series = Desha silt loam.

Kibler Irrigated = Vegetable Research Station. Soil series = Roxanna silt loam.

**Table 7. Yields of Early Maturity Group V, Full-Season, Soybean Varieties and Strains at All Locations, 2017<sup>a</sup>.**

Variety/Experimental Line	Herbicide Technology	Stuttgart Irrigated	Rohwer Irrigated	Kibler Irrigated	All-Location Average
.....bu/A.....					
<u>Early Maturity Group V (RM 5.0 to 5.4)</u>					
AgriGold G5000RX	Xtend	73.0	64.0	74.0	70.3
Armor 53-D04	Xtend	72.8	60.9	73.8	69.2
Armor ARX5107	Xtend	67.6	31.4	71.5	56.8
Asgrow AG 51X8	RR2X/SR	71.3	27.0	71.7	56.7
Asgrow AG 53X6	RR2X	71.9	57.6	70.0	66.5
CZ 5147LL	LL	74.4	58.1	72.1	68.2
CZ 5150LL	LL	72.4	63.6	73.1	69.7
CZ 5242LL	LL	69.3	53.4	69.6	64.1
Delta Grow DG5067 LL	LL	62.7	53.4	61.5	59.2
Delta Grow DG5170 RR2/STS	RR2/STS	74.4	64.0	73.2	70.6
Dyna-Gro S52RY75	RR2	72.4	60.2	70.6	67.7
Dyna-Gro SX17651XS	Xtend/STS	73.1	66.4	74.8	71.4
Dyna-Gro SX17852XT	Xtend	72.7	61.4	72.9	69.0
Eagle Seed ES5030RYX	Xtend	66.9	26.5	68.9	54.1
Eagle Seed ES5225RY	RR2	73.3	60.9	75.0	69.7
Eagle Seed ES5420RYX	Xtend	71.0	64.9	72.7	69.5
Go Soy 54G16	RR1	61.8	58.4	65.4	61.9
Hefty H49x7s	Xtend/STS	71.9	60.2	70.8	67.6
MorSoy 5050 RXT	Xtend/STS	73.1	65.0	72.1	70.1
Pioneer P50T78L	LL	76.5	67.0	70.0	71.2
Pioneer P54A54X	Xtend	79.0	64.7	70.2	71.3
Progeny P5016RXS	Xtend/STS	75.7	72.9	73.6	74.1
Progeny P5157RXS	Xtend/STS	75.7	58.1	71.5	68.4
Progeny P5279RXS	Xtend/STS	73.8	60.7	68.3	67.6
Progeny P5376RX	Xtend	72.7	62.4	70.8	68.6
Progeny P5414LLS	LL/STS	70.9	58.4	65.4	64.9
Progeny P5417RX	Xtend	69.7	54.8	70.0	64.8
R09-430	Conv.	71.4	55.8	73.4	66.9
R13-13997	Conv.	72.4	60.3	70.0	67.6
R14-14797RR	RR1	68.6	57.7	66.0	64.1
R14-2893RR	RR1	68.3	58.7	66.0	64.3
REV 50A47	RR1	77.8	70.4	69.6	72.6
REV 51A56	RR1	74.4	63.9	72.5	70.3
REV 52A98	RR1	77.3	62.2	68.7	69.4
S14-1955C	Conv.	76.0	53.7	68.1	66.0
S14-9017R	RR1	74.4	62.8	69.8	69.0
UA 5014C	Conv.	72.7	65.5	66.6	68.2
UA 5414RR	RR1	70.3	51.5	67.0	62.9
UAX 51010C	Conv.	68.4	59.6	69.1	65.7
USG 7547XT	Xtend	76.6	54.6	67.2	66.1
GRAND MEAN		72.2	58.3	70.2	66.9
LSD (5%)		3.7	7.1	5.2	•
C.V.		3.7	8.9	5.5	•

<sup>a</sup> Stuttgart Irrigated = Rice Research and Extension Center. Soil series = Crowley silt loam.

Rohwer Irrigated = Rohwer Research Station. Soil series = Desha silt loam.

Kibler Irrigated = Vegetable Research Station. Soil series = Roxanna silt loam.

Early MG V  
Full-Season

**Table 8. Yields of Late Maturity Group V, Full-Season, Soybean Varieties and Strains at All Locations, 2017<sup>a</sup>.**

Variety/Experimental Line	Herbicide Technology	Stuttgart Irrigated	Rohwer Irrigated	Kibler Irrigated	All-Location Average
.....bu/A.....					
<u>Late Maturity Group V (RM 5.5 to 5.9)</u>					
Armor 57-D77	Xtend	72.2	56.2	74.4	67.6
Asgrow AG 55X7	RR2X	74.7	55.9	81.0	70.6
Asgrow AG 55X8	RR2X/SR	70.7	53.3	74.9	66.3
Delta Grow DG5580 RR2	RR2	76.5	61.7	73.2	70.5
Delta Grow DG5625 RR2	RR2	72.6	60.8	72.3	68.6
Dyna-Gro S55LS75	LL/STS	70.0	55.3	66.4	63.9
Dyna-Gro S56RY84	RR2	71.3	55.3	73.6	66.7
Dyna-Gro S56XT98	Xtend	73.8	52.7	72.7	66.4
Eagle Seed ES5508RY	RR2	74.5	52.9	75.1	67.5
Eagle Seed ES5660RYX	Xtend	74.2	53.3	75.1	67.6
Go Soy 56C16	Conv.	71.6	51.9	73.2	65.6
JTN-5110	Conv.	68.4	57.7	70.0	65.4
Osage	Conv.	73.2	51.7	77.2	67.4
Progeny P5555RY	RR2	75.4	57.6	73.6	68.9
Progeny P5623LL	LL	74.2	45.9	77.2	65.8
Progeny P5688RX	Xtend	75.3	59.0	75.7	70.0
Progeny P5752RY	RR2	69.8	57.6	75.7	67.7
R11-7999	Conv.	74.3	59.9	73.2	69.1
R11-8346	Conv.	71.4	54.2	74.6	66.7
R13-14635RR	RR1	69.2	49.8	70.9	63.3
R13-4638RY	RR2	74.4	60.9	76.5	70.6
REV 55A67	RR1	74.0	50.5	71.7	65.4
REV 56A58	RR1	76.4	55.6	71.3	67.8
REV 56R63	RR1	73.2	60.0	63.5	65.5
UA 5715GT	RR1	68.6	47.6	73.6	63.3
UA 5814HP	Conv.	67.4	49.8	72.8	63.4
USG 7568XT	Xtend	75.3	49.2	79.7	68.1
USG 75B75R	RR2	75.5	59.5	74.7	69.9
GRAND MEAN		72.8	54.8	73.7	67.1
LSD (5%)		3.3	6.4	6.0	•
C.V.		3.3	8.5	6.0	•

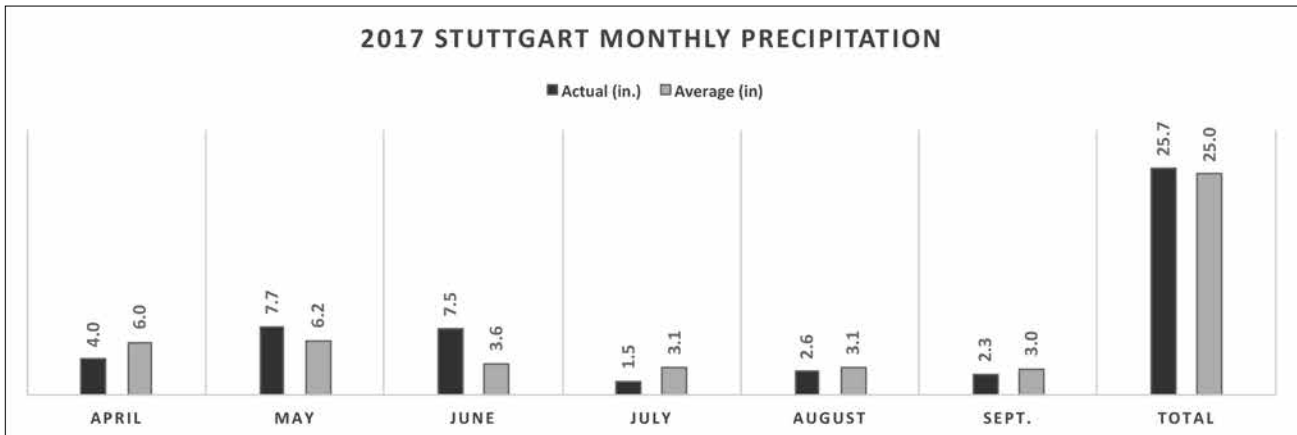
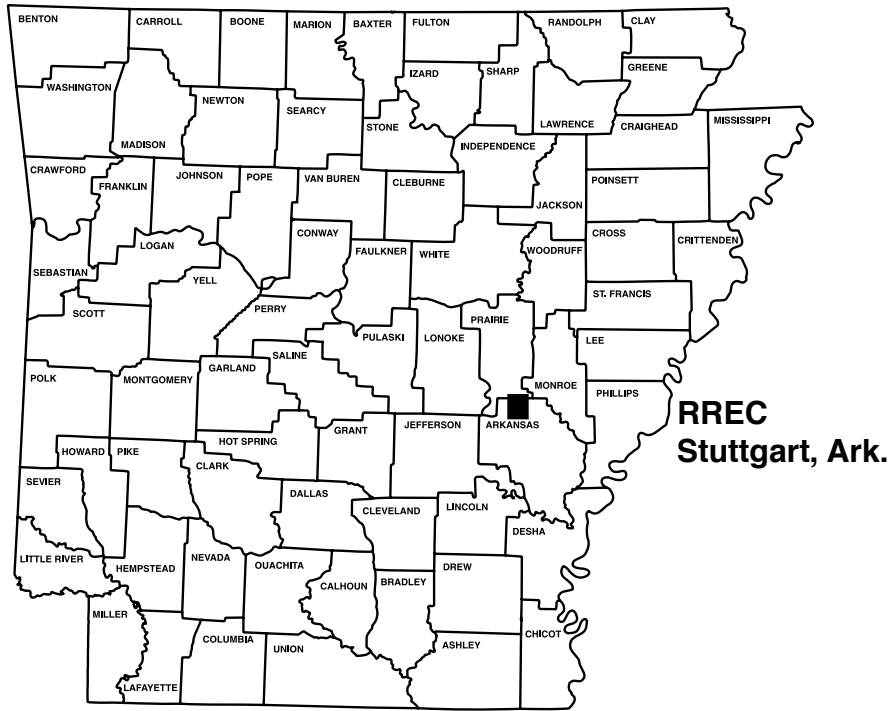
<sup>a</sup> Stuttgart Irrigated = Rice Research and Extension Center. Soil series = Crowley silt loam.

Rohwer Irrigated = Rohwer Research Station. Soil series = Desha silt loam.

Kibler Irrigated = Vegetable Research Station. Soil series = Roxanna silt loam.

## Stuttgart: Rice Research and Extension Center (RREC)

### Irrigated, Full-Season, Soybean Varieties and Strains, 2017



Stuttgart Irrigated  
Full-Season

**Soil Series:** Crowley silt loam

**Soil pH:** 5.2

**Previous Crop:** Rice

**Row Width:** 30"

**Planting Date:** May 10

**Irrigation Dates:** July 18, 29  
August 24  
Sept. 16

**Fertilizer Application(s):** Variable rate of P & K April 12

**Herbicide Application(s):** Roundup April 12  
Dual Magnum May 11  
Select June 15  
Storm June 28

**Harvest Date:** Early MG 4 October 4  
Mid MG 4 October 4  
Late MG 4 October 4  
Early MG 5 October 12  
Late MG 5 October 12

**Table 9. Performance of Irrigated, Full-Season, Soybean Varieties and Strains,  
Rice Research and Extension Center, Stuttgart, Ark., 2017.**

Variety/Experimental Line	2017	2-Year <sup>a</sup> Average	3-Year <sup>b</sup> Average	Maturity Date	Lodging <sup>c</sup> Score	Shatter <sup>d</sup> Score	Plant Height (in.)
.....bu/A.....							
<u>Early Maturity Group IV (RM 4.0 to 4.5)</u>							
Hefty H45x8s	80.0	•	•	Sep-18	1.3	1.0	28
MorSoy 4535 RXT	79.4	73.0	•	Sep-18	1.7	1.0	37
AgriGold G4440RX	78.7	•	•	Sep-18	1.3	1.0	33
Progeny P4516RXS	78.5	69.0	•	Sep-18	1.7	1.0	37
Dyna-Gro S45XS37	77.8	•	•	Sep-18	1.7	1.0	31
Delta Grow DG4587 LL/STS	77.3	73.2	73.9	Sep-18	1.3	1.0	32
Armor 44-L20	77.2	•	•	Sep-07	1.0	1.0	32
MorSoy 4426 RXT	76.9	•	•	Sep-18	1.3	1.0	32
Eagle Seed ES4460RYX	76.5	73.3	•	Sep-15	1.0	1.0	31
Dyna-Gro 31RY45	76.1	69.0	69.6	Sep-15	1.0	1.0	30
Armor 44-D40	75.2	72.4	•	Sep-15	1.3	1.0	36
Armor 45-D85	75.1	•	•	Sep-12	1.0	1.0	30
Dyna-Gro S45XS66	75.1	57.3	•	Sep-20	2.7	1.0	34
Armor 44-D51	75.1	•	•	Sep-18	1.3	1.0	32
Progeny P4255RX	74.1	•	•	Sep-07	1.0	1.0	28
NK S43-V3X Brand	73.6	•	•	Sep-12	1.0	1.0	29
S13-3851C	73.1	•	•	Sep-15	1.0	1.0	31
AgriGold G4380RX	72.9	•	•	Sep-15	1.3	1.0	29
Progeny P4444RXS	72.6	•	•	Sep-12	1.0	1.0	27
Pioneer P42A52X	72.0	•	•	Sep-07	2.7	1.0	33
NK S45-K5X Brand	71.0	•	•	Sep-15	1.0	1.0	27
Dyna-Gro S45LL97	70.7	69.8	•	Sep-12	1.0	1.0	33
Progeny P4247LL	70.6	66.6	•	Sep-04	1.0	1.0	32
S14-9051R	70.6	•	•	Sep-20	1.0	1.0	26
Hefty H43x8	69.4	•	•	Sep-15	1.0	1.0	30
REV 45L57	69.4	•	•	Sep-12	1.3	1.0	33
CZ 4222LL	69.1	70.2	•	Sep-07	1.0	1.0	28
Dyna-Gro S44XS57	68.5	64.8	•	Sep-15	1.0	1.0	36
CZ 4044LL	67.3	61.6	62.1	Sep-04	1.0	1.0	24
S13-2743C	63.3	•	•	Sep-07	1.0	1.0	28
S13-10590C	62.6	•	•	Sep-12	1.0	1.0	30
GRAND MEAN	73.2	•	•	Sep-13	1.3	1.0	31
LSD (5%)	4.0	•	•	•	•	•	•
C.V.	4.0	•	•	•	•	•	•

Table 9. Performance of Irrigated, Full-Season, Soybean Varieties and Strains, Rice Research and Extension Center, Stuttgart, Ark., 2017, Continued.

Variety/Experimental Line	2017	2-Year <sup>a</sup> Average	3-Year <sup>b</sup> Average	Maturity Date	Lodging <sup>c</sup> Score	Shatter <sup>d</sup> Score	Plant Height (in.)
.....bu/A.....							
<u>Mid Maturity Group IV (RM 4.6 to 4.7)</u>							
Eagle Seed ES4772RY	82.0	76.9	71.9	Sep-20	1.0	1.0	38
Progeny P4757RY	78.8	73.1	73.4	Sep-18	1.7	1.0	36
Pioneer P46A16R	78.6	•	•	Sep-18	1.0	1.0	37
MorSoy 4777 RXT	78.0	•	•	Sep-20	3.3	1.0	41
Croplan R2C4775	77.6	•	•	Sep-18	2.0	1.0	33
MorSoy 4616 RXT	77.4	•	•	Sep-18	1.3	1.0	37
Delta Grow DG4790 RR2	76.8	73.4	72.8	Sep-18	1.7	1.0	35
Hefty H46x6	76.3	•	•	Sep-20	2.7	1.0	37
Asgrow AG 47X6	75.2	70.2	•	Sep-12	1.3	1.0	41
Progeny P4620RXS	75.2	74.9	•	Sep-18	1.0	1.0	36
Eagle Seed ES4680RYX	75.0	73.2	•	Sep-18	1.0	1.0	36
MorSoy 4667 RXT	74.9	•	•	Sep-18	1.7	1.0	36
Delta Grow DG4670 RR2	73.8	68.2	68.4	Sep-18	1.3	1.0	36
Asgrow AG 46X6	73.5	69.2	•	Sep-20	1.0	1.0	33
Armor 46-D08	73.5	73.4	•	Sep-18	1.0	1.0	35
Delta Grow DG4680 RR2	73.2	71.4	•	Sep-18	1.7	1.0	42
Armor ARX4607	72.5	•	•	Sep-20	1.3	1.0	34
S14-15146R	72.3	•	•	Sep-20	1.0	1.0	31
Asgrow AG 46X7	72.0	66.7	•	Sep-20	1.0	1.0	38
Go Soy 47B17	71.9	•	•	Sep-20	1.0	1.0	35
Progeny P4799RXS	71.3	70.1	•	Sep-18	1.0	1.0	38
Pioneer P46A93X	71.2	•	•	Sep-15	1.3	1.0	40
Dyna-Gro SX17846XS	70.9	•	•	Sep-20	1.3	1.0	37
Delta Grow DG4781 LL	70.9	59.4	62.0	Sep-18	1.0	1.0	36
USG 7478XTS	70.0	•	•	Sep-18	1.0	1.0	36
Progeny P4716LL	68.9	•	•	Sep-12	1.0	1.0	36
AgriGold G4685RX	68.6	•	•	Sep-18	1.0	1.0	41
Petrus Seed 479 GTS	68.5	•	•	Sep-08	1.7	1.0	38
CZ 4748LL	68.3	56.8	58.9	Sep-18	1.0	1.0	38
CZ 4540LL	68.1	64.8	64.8	Sep-18	1.7	1.0	41
Asgrow AG 46X8	67.0	•	•	Sep-18	1.3	1.0	37
S14-6391C	65.0	•	•	Sep-20	2.3	1.0	40
Eagle Seed ES4660RYX	63.8	•	•	Sep-18	1.3	1.0	38
GRAND MEAN	72.8	•	•	Sep-17	1.4	1.0	37
LSD (5%)	3.8	•	•	•	•	•	•
C.V.	3.8	•	•	•	•	•	•



**Table 9. Performance of Irrigated, Full-Season, Soybean Varieties and Strains,  
Rice Research and Extension Center, Stuttgart, Ark., 2017, Continued.**

Variety/Experimental Line	2017	2-Year <sup>a</sup> Average	3-Year <sup>b</sup> Average	Maturity Date	Lodging <sup>c</sup> Score	Shatter <sup>d</sup> Score	Plant Height (in.)
	.....bu/A.....						
<u>Late Maturity Group IV (RM 4.8 to 4.9)</u>							
Asgrow AG 48X8	81.3	•	•	Sep-20	1.0	1.0	34
REV 48A26	79.7	74.1	•	Sep-18	1.3	1.0	36
Progeny P4851RX	78.8	•	•	Sep-20	3.7	1.0	39
Delta Grow DG4845 RR2X	78.5	70.4	•	Sep-18	1.0	1.0	33
REV 49L88	78.3	•	•	Sep-15	1.7	1.0	34
Pioneer P48A60X	78.2	•	•	Sep-18	1.0	1.0	34
MorSoy 4807 RXT	76.7	•	•	Sep-20	1.0	1.0	33
REV 4927X	76.7	•	•	Sep-18	2.0	1.0	38
Armor ARX4827	76.0	•	•	Sep-20	1.0	1.0	38
Dyna-Gro S48XT56	75.8	68.1	•	Sep-18	1.7	1.0	33
Dyna-Gro SX17648XT	75.5	•	•	Sep-24	1.0	1.0	36
REV 4857X	75.1	•	•	Sep-18	1.7	1.0	39
Croplan RX4825	74.6	•	•	Sep-22	1.0	1.0	32
REV 49R94	74.6	70.9	71.2	Sep-20	1.3	1.0	33
MorSoy 4846 RXT	74.5	•	•	Sep-20	1.0	1.0	34
Armor 48-D87	74.4	•	•	Sep-20	3.3	1.0	40
AGS GS48R216	74.4	•	•	Sep-20	2.0	1.0	35
Dyna-Gro S49XS88	74.3	•	•	Sep-24	1.0	1.0	40
Armor ARX4907	73.9	•	•	Sep-20	1.0	1.0	37
Armor 48-L30	73.8	•	•	Sep-22	2.3	1.0	43
REV 48A76	73.5	71.3	•	Sep-18	1.0	1.0	34
Dyna-Gro S49XS76	73.4	52.9	•	Sep-22	1.0	1.0	35
NK S48-R2X Brand	73.3	•	•	Sep-24	1.0	1.0	40
Progeny P4816RX	73.2	68.4	•	Sep-22	1.0	1.0	36
MorSoy 4997 RXT	72.7	•	•	Sep-18	1.3	1.0	44
USG 7496XTS	72.5	69.2	•	Sep-22	1.0	1.0	35
Petrus Seed 4916 GT	71.8	•	•	Sep-15	1.0	1.0	31
Eagle Seed ES4840RY	71.5	68.0	68.6	Sep-20	1.0	1.0	39
Progeny P4929RXS	71.5	•	•	Sep-18	1.0	1.0	34
Croplan RX4817	70.8	•	•	Sep-18	1.0	1.0	38
Armor ARX4807	70.6	•	•	Sep-18	1.0	1.0	39
AgriGold G4990RX	70.6	•	•	Sep-24	1.0	1.0	39
Delta Grow DG4880 RR	70.2	61.8	62.1	Sep-22	3.7	1.0	36
AgriGold G4835RX	70.1	•	•	Sep-18	1.0	1.0	33
R11-328	69.9	•	•	Sep-22	1.0	1.0	29
R12-226	69.8	•	•	Sep-24	1.3	1.0	25
R13-13433	69.8	•	•	Sep-22	1.0	1.0	31
Delta Grow DG4970 RR	69.8	63.0	64.1	Sep-22	3.7	1.0	42
Delta Grow DG4835 RR2X	69.5	•	•	Sep-24	1.0	1.0	37
Pfister 48RS01	69.2			Sep-18	1.3	1.0	37
Delta Grow DG4977 LL/STS	68.9	61.4	62.2	Sep-20	1.3	1.0	42
Eagle Seed ES4870RYX	68.9	57.9	•	Sep-20	1.3	1.0	39
MorSoy 4857 RXT	68.8	•	•	Sep-20	1.0	1.0	35

**Table 9. Performance of Irrigated, Full-Season, Soybean Varieties and Strains,  
Rice Research and Extension Center, Stuttgart, Ark., 2017, Continued.**

Variety/Experimental Line	2017	2-Year <sup>a</sup> Average	3-Year <sup>b</sup> Average	Maturity Date	Lodging <sup>c</sup> Score	Shatter <sup>d</sup> Score	Plant Height (in.)
.....bu/A.....							
<u>Late Maturity Group IV (RM 4.8 to 4.9) Continued</u>							
REV 48L63	68.7	65.3	•	Sep-18	1.7	1.0	43
Hefty H48L3	68.4	•	•	Sep-12	2.7	1.0	32
Delta Grow DG4967 LL	68.3	62.6	65.8	Sep-20	2.3	1.0	43
S13-1805C	68.3	•	•	Sep-24	1.0	1.0	27
Hefty H47L5	68.0	•	•	Sep-24	1.3	1.0	40
HBK LL4953	67.3	65.3	68.1	Sep-24	2.0	1.0	42
USG Ellis	66.9	64.7	66.6	Sep-24	1.0	1.0	20
R12-712	66.8	•	•	Sep-20	1.0	1.0	26
Progeny P4930LL	66.8	65.0	67.6	Sep-24	1.3	1.0	44
R13-1019	66.8	•	•	Sep-22	1.0	1.0	30
Dyna-Gro S49LL34	66.6	66.0	67.7	Sep-22	2.0	1.0	40
Delta Grow DG4825 RR2/STS	66.5	64.1	62.7	Sep-18	2.3	1.0	33
USG 7497XT	66.2	47.6	•	Sep-18	4.7	1.0	44
Delta Grow DG4995 RR	66.0	63.5	63.2	Sep-18	1.0	1.0	31
Eagle Seed ES4998RR	65.4	49.8	•	Sep-18	2.3	1.0	43
HBK LL4950	65.4	•	•	Sep-24	1.7	1.0	51
USG 74K95RS	65.0	49.3	54.8	Sep-18	1.0	1.0	39
Go Soy Ireane	64.4	61.6	65.1	Sep-08	1.0	1.0	20
Delta Grow DG4940 RR	62.1	60.9	62.9	Sep-20	1.7	1.0	38
Hefty H49x7	60.5	•	•	Sep-20	1.3	1.0	33
GRAND MEAN	71.1	•	•	Sep-20	1.5	1.0	36
LSD (5%)	4.3	•	•	•	•	•	•
C.V.	4.5	•	•	•	•	•	•

**Table 9. Performance of Irrigated, Full-Season, Soybean Varieties and Strains,  
Rice Research and Extension Center, Stuttgart, Ark., 2017, Continued.**

Variety/Experimental Line	2017	2-Year <sup>a</sup> Average	3-Year <sup>b</sup> Average	Maturity Date	Lodging <sup>c</sup> Score	Shatter <sup>d</sup> Score	Plant Height (in.)
	.....bu/A.....						
<u>Early Maturity Group V (RM 5.0 to 5.4)</u>							
Pioneer P54A54X	79.0	•	•	Sep-24	1.0	1.0	26
REV 50A47	77.8	•	•	Sep-18	1.3	1.0	39
REV 52A98	77.3	•	•	Sep-18	1.0	1.0	39
USG 7547XT	76.6	73.9	•	Sep-28	1.0	1.0	28
Pioneer P50T78L	76.5	•	•	Sep-22	2.0	1.0	36
S14-1955C	76.0	•	•	Sep-30	1.0	1.0	31
Progeny P5016RXS	75.7	72.5	•	Sep-22	1.3	1.0	34
Progeny P5157RXS	75.7	•	•	Sep-24	1.0	1.0	34
Delta Grow DG5170 RR2/STS	74.4	69.6	•	Sep-28	1.3	1.0	40
S14-9017R	74.4	•	•	Oct-02	1.0	1.0	34
REV 51A56	74.4	72.7	71.0	Sep-18	3.0	1.0	38
CZ 5147LL	74.4	70.7	71.0	Sep-26	1.0	1.0	24
Progeny P5279RXS	73.8	•	•	Sep-22	1.0	1.0	40
Eagle Seed ES5225RY	73.3	69.1	67.4	Sep-24	1.0	1.0	41
MorSoy 5050 RXT	73.1	•	•	Sep-22	1.3	1.0	39
Dyna-Gro SX17651XS	73.1	•	•	Sep-24	1.0	1.0	36
AgriGold G5000RX	73.0	•	•	Sep-24	1.0	1.0	37
Armor 53-D04	72.8	71.0	•	Sep-30	1.0	1.0	28
Progeny P5376RX	72.7	•	•	Sep-20	1.0	1.0	32
Dyna-Gro SX17852XT	72.7	•	•	Sep-20	1.0	1.0	34
UA 5014C	72.7	69.2	70.4	Sep-18	1.0	1.0	30
R13-13997	72.4	•	•	Sep-28	1.3	1.0	36
CZ 5150LL	72.4	67.8	70.3	Sep-24	1.7	1.0	44
Dyna-Gro S52RY75	72.4	66.0	67.7	Sep-22	2.3	1.0	34
Asgrow AG 53X6	71.9	68.9	•	Sep-24	1.0	1.0	33
Hefty H49x7s	71.9	•	•	Sep-22	1.3	1.0	34
R09-430	71.4	67.7	70.3	Sep-22	1.0	1.0	27
Asgrow AG 51X8	71.3	•	•	Sep-24	1.0	1.0	44
Eagle Seed ES5420RYX	71.0	69.5	•	Sep-28	1.0	1.0	30
Progeny P5414LLS	70.9	65.3	•	Sep-28	1.3	1.0	38
UA 5414RR	70.3	63.7	64.5	Sep-22	1.7	1.0	31
Progeny P5417RX	69.7	70.5	•	Sep-28	1.0	1.0	34
CZ 5242LL	69.3	67.2	67.5	Sep-26	2.3	1.0	44
R14-14797RR	68.6	•	•	Sep-26	1.0	1.0	35
UAX 51010C	68.4	68.4	•	Sep-24	1.0	1.0	35
R14-2893RR	68.3	•	•	Sep-28	1.0	1.0	32
Armor ARX5107	67.6	•	•	Sep-24	1.0	1.0	43
Eagle Seed ES5030RYX	66.9	•	•	Sep-24	1.3	1.0	42
Delta Grow DG5067 LL	62.7	60.5	62.7	Sep-26	2.3	1.0	42
Go Soy 54G16	61.8	•	•	Sep-22	1.0	1.0	32
GRAND MEAN	72.2	•	•	Sep-24	1.3	1.0	35
LSD (5%)	3.7	•	•	•	•	•	•
C.V.	3.7	•	•	•	•	•	•

**Table 9. Performance of Irrigated, Full-Season, Soybean Varieties and Strains,  
Rice Research and Extension Center, Stuttgart, Ark., 2017, Continued.**

Variety/Experimental Line	2017	2-Year <sup>a</sup> Average	3-Year <sup>b</sup> Average	Maturity Date	Lodging <sup>c</sup> Score	Shatter <sup>d</sup> Score	Plant Height (in.)
.....bu/A.....							
<u>Late Maturity Group V (RM 5.5 to 5.9)</u>							
Delta Grow DG5580 RR2	76.5	73.1	•	Sep-30	1.7	1.0	33
REV 56A58	76.4	•	•	Sep-30	1.0	1.0	31
USG 75B75R	75.5	72.5	72.9	Sep-28	1.0	1.0	32
Progeny P5555RY	75.4	71.1	70.4	Oct-02	1.7	1.0	37
USG 7568XT	75.3	•	•	Sep-30	1.3	1.0	35
Progeny P5688RX	75.3	•	•	Sep-30	1.0	1.0	32
Asgrow AG 55X7	74.7	72.8	•	Sep-28	1.0	1.0	29
Eagle Seed ES5508RY	74.5	69.6	68.7	Oct-02	1.3	1.0	33
R13-4638RY	74.4	•	•	Sep-28	1.0	1.0	32
R11-7999	74.3	•	•	Oct-02	1.0	1.0	32
Eagle Seed ES5660RYX	74.2	•	•	Sep-30	1.3	1.0	34
Progeny P5623LL	74.2	•	•	Sep-28	1.0	1.0	29
REV 55A67	74.0	•	•	Sep-28	1.0	1.0	32
Dyna-Gro S56XT98	73.8	•	•	Oct-02	1.3	1.0	32
Osage	73.2	71.3	68.9	Sep-24	1.0	1.0	28
REV 56R63	73.2	68.7	68.8	Sep-30	3.0	1.0	38
Delta Grow DG5625 RR2	72.6	70.2	69.1	Sep-30	1.0	1.0	33
Armor 57-D77	72.2	•	•	Sep-30	1.0	1.0	34
Go Soy 56C16	71.6	67.5	•	Oct-02	1.0	1.0	35
R11-8346	71.4	•	•	Sep-30	1.0	1.0	30
Dyna-Gro S56RY84	71.3	67.9	68.3	Oct-02	1.7	1.0	35
Asgrow AG 55X8	70.7	•	•	Oct-04	3.0	1.0	44
Dyna-Gro S55LS75	70.0	66.2	65.2	Sep-28	1.7	1.0	41
Progeny P5752RY	69.8	70.4	71.8	Sep-26	1.0	1.0	29
R13-14635RR	69.2	•	•	Sep-26	1.0	1.0	45
UA 5715GT	68.6	•	•	Sep-30	1.0	1.0	32
JTN-5110	68.4	63.4	64.1	Sep-30	1.0	1.0	30
UA 5814HP	67.4	64.0	64.8	Oct-02	2.0	1.0	36
GRAND MEAN	72.8	•	•	Sep-29	1.3	1.0	34
LSD (5%)	3.3	•	•	•	•	•	•
C.V.	3.3	•	•	•	•	•	•

**Stuttgart Irrigated  
Full-Season**

<sup>a</sup> Average Yield from 2016 and 2017.

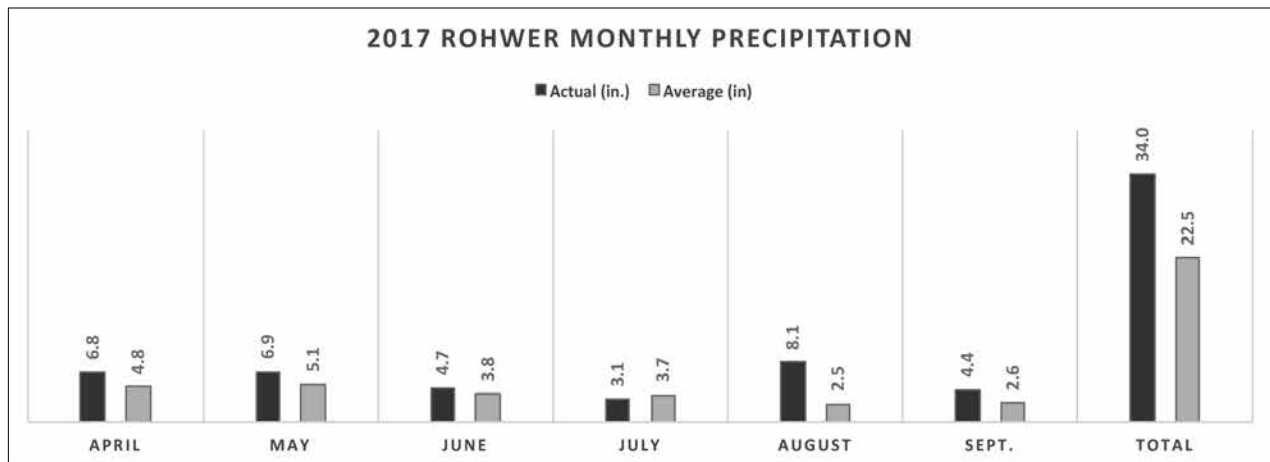
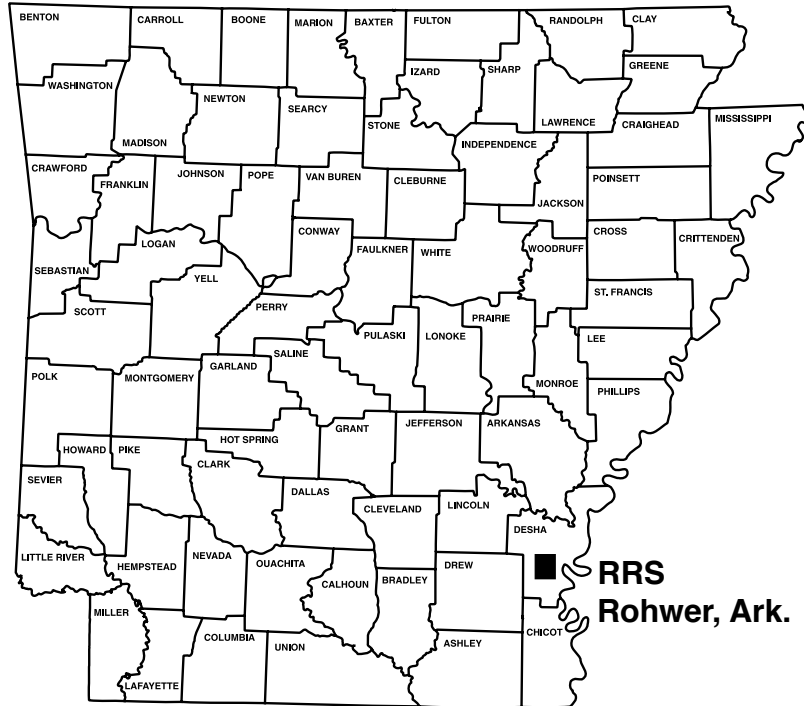
<sup>b</sup> Average Yield from 2015, 2016, 2017.

<sup>c</sup> 1 = Almost all plants erect. 2 = Either all plants leaning slightly, or a few plants down. 3 = Either all plants leaning moderately, or 25-50% of plants down. 4 = Either all plants leaning considerably, or 50-80% of plants down. 5 = All plants down badly.

<sup>d</sup> 1 = No shattering. 2 = 1-3% shattered. 3 = 4-8% shattered. 4 = 9-19% shattered 5 = 20% or more shattered.

# Rohwer: Rohwer Research Station (RRS)

## Irrigated, Full-Season Soybean Varieties and Strains, 2017



**Soil Series:** Desha silt loam  
**Soil pH:** 7.2  
**Previous Crop:** Corn  
**Row Width:** 38 twin row"  
**Planting Date:** May 11  
**Irrigation Dates:** July 6, 18, 25  
 August 22

**Herbicide Application(s):** Roundup + 2,4-D March 20  
 Gramoxone + Dual Magnum + Valor + Roundup May 11  
 Prefix June 8  
 Flexstar + Select June 28

**Insecticide Application(s):** Acephate + bifenthrin August 21

**Harvest Date:** Early MG 4 September 26  
 Mid MG 4 September 26  
 Late MG 4 September 29  
 Early MG 5 September 29  
 Late MG 5 October 5

Table 10. Performance of Irrigated, Full-Season, Soybean Varieties and Strains, Rohwer Research Station, Rohwer, Ark., 2017.

Variety/Experimental Line	2017	2-Year <sup>a</sup> Average	3-Year <sup>b</sup> Average	Maturity Date	Lodging <sup>c</sup> Score	Shatter <sup>d</sup> Score	Plant Height (in.)
.....bu/A.....							
<u>Early Maturity Group IV (RM 4.0 to 4.5)</u>							
Progeny P4516RXS	76.9	67.5	•	Sep-21	2.7	1.0	49
Armor 45-D85	76.3	•	•	Sep-13	2.0	1.0	40
Armor 44-D40	75.9	63.5	•	Sep-12	2.0	1.0	43
Dyna-Gro S45XS37	75.8	•	•	Sep-21	3.7	1.0	55
Eagle Seed ES4460RYX	74.5	66.3	•	Sep-15	2.0	1.0	50
Dyna-Gro S44XS57	74.3	65.6	•	Sep-15	2.3	1.0	49
MorSoy 4535 RXT	73.5	64.4	•	Sep-22	3.0	1.0	52
NK S43-V3X Brand	73.3	•	•	Sep-15	3.3	1.0	44
NK S45-K5X Brand	71.5	•	•	Sep-14	2.0	1.0	46
Dyna-Gro 31RY45	70.3	63.2	65.1	Sep-18	2.3	1.0	45
Delta Grow DG4587 LL/STS	69.9	64.7	•	Sep-13	2.7	1.0	47
Dyna-Gro S45XS66	69.5	60.0	•	Sep-22	3.7	1.0	48
Armor 44-D51	68.7	•	•	Sep-15	2.7	1.0	43
Pioneer P42A52X	68.7	•	•	Sep-15	2.7	1.0	46
Dyna-Gro S45LL97	68.2	62.5	•	Sep-14	2.0	1.0	42
Progeny P4444RXS	67.9	•	•	Sep-14	3.0	1.0	49
AgriGold G4380RX	66.6	•	•	Sep-15	2.0	1.0	38
S14-9051R	66.1	•	•	Sep-15	2.7	1.0	49
MorSoy 4426 RXT	65.5	•	•	Sep-15	3.0	1.0	50
AgriGold G4440RX	65.5	•	•	Sep-12	3.0	1.0	50
Armor 44-L20	65.3	•	•	Sep-12	2.3	1.0	46
Hefty H45x8s	64.2	•	•	Sep-12	2.3	1.0	52
Progeny P4247LL	62.6	61.0	•	Sep-11	2.0	1.0	47
REV 45L57	62.0	•	•	Sep-12	2.0	1.0	46
S13-3851C	62.0	•	•	Sep-14	2.3	1.0	47
S13-2743C	61.3	•	•	Sep-11	2.3	1.0	48
CZ 4044LL	60.8	58.4	•	Sep-11	2.0	1.0	45
S13-10590C	58.5	•	•	Sep-16	2.7	1.0	47
Progeny P4255RX	57.5	•	•	Sep-08	2.3	1.0	50
Hefty H43x8	56.8	•	•	Sep-08	2.0	1.0	49
CZ 4222LL	56.2	56.5	•	Sep-13	2.0	1.0	47
GRAND MEAN	67.3	•	•	Sep-14	2.5	1.0	47
LSD (5%)	5.7	•	•	•	•	•	•
C.V.	6.3	•	•	•	•	•	•

Rohwer Irrigated  
Full-Season

**Table 10. Performance of Irrigated, Full-Season, Soybean Varieties and Strains,  
Rohwer Research Station, Rohwer, Ark., 2017, Continued.**

Variety/Experimental Line	2017	2-Year <sup>a</sup> Average	3-Year <sup>b</sup> Average	Maturity Date	Lodging <sup>c</sup> Score	Shatter <sup>d</sup> Score	Plant Height (in.)
	.....bu/A.....						
<u>Mid Maturity Group IV (RM 4.6 to 4.7)</u>							
Pioneer P46A16R	80.8	•	•	Sep-16	2.3	1.0	50
Eagle Seed ES4680RYX	76.0	70.1	•	Sep-20	3.0	1.0	50
Armor 46-D08	75.3	66.4	•	Sep-19	2.7	1.0	47
Asgrow AG 47X6	74.2	68.6	•	Sep-16	1.7	1.0	49
Delta Grow DG4790 RR2	74.2	68.5	•	Sep-18	3.0	1.0	48
Delta Grow DG4680 RR2	73.8	70.8	•	Sep-16	4.0	1.0	50
Delta Grow DG4670 RR2	73.0	66.7	67.3	Sep-19	2.0	1.0	47
MorSoy 4777 RXT	72.4	•	•	Sep-22	4.0	1.0	50
Asgrow AG 46X8	72.2	•	•	Sep-16	2.3	1.0	51
Progeny P4620RXS	72.2	64.5	•	Sep-21	2.3	1.0	45
MorSoy 4616 RXT	72.0	•	•	Sep-21	2.7	1.0	43
Pioneer P46A93X	71.6	•	•	Sep-17	2.3	1.0	46
Asgrow AG 46X6	71.4	69.0	•	Sep-19	2.0	1.0	45
Croplan R2C4775	71.3	•	•	Sep-20	2.3	1.0	49
Progeny P4757RY	69.9	65.3	•	Sep-21	2.7	1.0	44
Eagle Seed ES4772RY	69.5	64.9	•	Sep-20	1.7	1.0	47
Hefty H46x6	69.5	•	•	Sep-22	3.0	1.0	45
Progeny P4799RXS	69.3	63.5	•	Sep-21	1.7	1.0	52
AgriGold G4685RX	66.6	•	•	Sep-17	2.0	1.0	50
CZ 4748LL	66.2	59.6	61.3	Sep-13	1.3	1.0	46
S14-15146R	66.2	•	•	Sep-17	2.0	1.0	44
Asgrow AG 46X7	65.2	61.6	•	Sep-18	2.0	1.0	44
Petrus Seed 479 GTS	64.7	•	•	Sep-11	2.0	1.0	49
S14-6391C	63.9	•	•	Sep-22	3.3	1.0	48
Dyna-Gro SX17846XS	63.0	•	•	Sep-17	2.7	1.0	48
CZ 4540LL	61.7	59.8	•	Sep-22	2.7	1.0	50
Armor ARX4607	60.9	•	•	Sep-15	3.0	1.0	49
Delta Grow DG4781 LL	60.0	57.3	•	Sep-13	2.0	1.0	46
Eagle Seed ES4660RYX	59.4	•	•	Sep-08	2.0	1.0	48
MorSoy 4667 RXT	59.0	•	•	Sep-16	2.3	1.0	47
Progeny P4716LL	58.8	•	•	Sep-06	2.0	1.0	45
Go Soy 47B17	58.0	•	•	Sep-16	3.7	1.0	46
USG 7478XTS	49.8	•	•	Sep-15	2.0	1.0	45
GRAND MEAN	67.6	•	•	Sep-17	2.4	1.0	47
LSD (5%)	5.8	•	•	•	•	•	•
C.V.	6.3	•	•	•	•	•	•

Arkansas Soybean Performance Tests 2017

**Table 10. Performance of Irrigated, Full-Season, Soybean Varieties and Strains, Rohwer Research Station, Rohwer, Ark., 2017, Continued.**

Variety/Experimental Line	2017	2-Year <sup>a</sup> Average	3-Year <sup>b</sup> Average	Maturity Date	Lodging <sup>c</sup> Score	Shatter <sup>d</sup> Score	Plant Height (in.)
.....bu/A.....							
<u>Late Maturity Group IV (RM 4.8 to 4.9)</u>							
Croplan RX4825	72.2	•	•	Sep-24	2.0	1.0	43
Progeny P4816RX	71.4	63.5	•	Sep-24	2.0	1.0	44
Delta Grow DG4845 RR2X	70.8	65.4	•	Sep-13	2.0	1.0	50
REV 48A76	69.9	66.4	•	Sep-15	3.7	1.0	45
MorSoy 4846 RXT	69.6	•	•	Sep-19	2.0	1.0	45
Asgrow AG 48X8	68.5	•	•	Sep-18	3.0	1.0	46
Dyna-Gro S48XT56	68.2	60.0	•	Sep-19	2.0	1.0	43
Go Soy Ireane	67.7	57.6	•	Sep-15	1.7	1.0	36
HBK LL4953	67.6	58.3	60.9	Sep-25	2.0	1.0	47
Pioneer P48A60X	67.3	•	•	Sep-18	2.3	1.0	44
REV 4857X	66.8	•	•	Sep-20	2.3	1.0	52
NK S48-R2X Brand	65.6	•	•	Sep-06	1.7	1.0	50
HBK LL4950	65.3	•	•	Sep-25	2.0	1.0	53
USG 7496XTS	65.3	60.0	•	Sep-24	2.7	1.0	48
REV 48A26	65.2	65.0	•	Sep-19	3.3	1.0	50
REV 49R94	65.1	62.1	61.0	Sep-18	3.0	1.0	48
Dyna-Gro S49LL34	65.1	57.8	•	Sep-22	1.7	1.0	48
REV 49L88	64.6	•	•	Sep-20	3.7	1.0	50
Armor ARX4907	64.6	•	•	Sep-21	2.3	1.0	49
Progeny P4851RX	64.4	•	•	Sep-21	4.0	1.0	49
USG Ellis	64.2	54.8	•	Sep-25	1.7	1.0	35
REV 4927X	64.0	•	•	Sep-19	3.7	1.0	48
Armor 48-D87	63.8	•	•	Sep-23	3.7	1.0	44
Dyna-Gro SX17648XT	63.2	•	•	Sep-06	2.3	1.0	47
Dyna-Gro S49XS76	62.9	49.7	•	Sep-25	3.0	1.0	47
Armor 48-L30	62.5	•	•	Sep-25	2.7	1.0	43
Eagle Seed ES4840RY	62.1	59.7	59.1	Sep-19	1.7	1.0	49
R11-328	61.9	•	•	Sep-26	2.3	1.0	42
Progeny P4930LL	61.6	59.4	62.9	Sep-26	2.0	1.0	48
Armor ARX4827	61.5	•	•	Sep-15	2.3	1.0	45
Delta Grow DG4967 LL	61.0	57.6	61.9	Sep-25	2.0	1.0	53
REV 48L63	59.8	60.5	•	Sep-21	2.7	1.0	49
Delta Grow DG4995 RR	59.6	57.7	•	Sep-20	2.7	1.0	41
Delta Grow DG4825 RR2/STS	59.1	59.0	61.6	Sep-15	3.0	1.0	46
Delta Grow DG4880 RR	57.8	58.5	60.2	Sep-23	3.7	1.0	48
AGS GS48R216	56.9	•	•	Sep-19	3.7	1.0	43
R12-712	56.7	•	•	Sep-23	2.0	1.0	42
Hefty H47L5	56.2	•	•	Sep-25	2.7	1.0	49
MorSoy 4807 RXT	55.6	•	•	Sep-06	2.0	1.0	46
R13-13433	55.6	•	•	Sep-25	3.0	1.0	44
Hefty H48L3	55.4	•	•	Sep-13	3.3	1.0	44
S13-1805C	55.2	•	•	Sep-18	3.3	1.0	38
Eagle Seed ES4998RR	55.0	53.9	•	Sep-15	3.3	1.0	49

**Rohwer Irrigated  
Full-Season**



**Table 10. Performance of Irrigated, Full-Season, Soybean Varieties and Strains,  
Rohwer Research Station, Rohwer, Ark., 2017, Continued.**

Variety/Experimental Line	2017	2-Year <sup>a</sup> Average	3-Year <sup>b</sup> Average	Maturity Date	Lodging <sup>c</sup> Score	Shatter <sup>d</sup> Score	Plant Height (in.)
	.....bu/A.....						
<u>Late Maturity Group IV (RM 4.8 to 4.9) Continued</u>							
Petrus Seed 4916 GT	55.0	•	•	Sep-19	3.3	1.0	46
Delta Grow DG4977 LL/STS	54.2	53.2	•	Sep-23	3.0	1.0	54
Delta Grow DG4970 RR	53.9	57.6	61.3	Sep-25	4.0	1.0	49
Delta Grow DG4940 RR	53.8	54.5	58.1	Sep-24	3.0	1.0	45
Pfister 48RS01	53.4	•	•	Sep-20	2.0	1.0	48
R13-1019	52.4	•	•	Sep-23	3.0	1.0	40
R12-226	51.4	•	•	Sep-25	4.0	1.0	36
MorSoy 4857 RXT	50.6	•	•	Sep-23	1.3	1.0	47
AgriGold G4835RX	48.8	•	•	Sep-17	1.7	1.0	46
Croplan RX4817	47.6	•	•	Sep-19	2.0	1.0	44
Armor ARX4807	47.2	•	•	Sep-06	1.3	1.0	42
Delta Grow DG4835 RR2X	46.8	•	•	Sep-21	2.0	1.0	45
USG 74K95RS	46.6	48.4	•	Sep-15	1.0	1.0	50
Eagle Seed ES4870RYX	46.6	48.0	•	Sep-18	2.0	1.0	50
Progeny P4929RXS	44.7	•	•	Sep-15	2.0	1.0	49
Hefty H49x7	43.4	•	•	Sep-15	1.7	1.0	45
USG 7497XT	40.9	45.0	•	Sep-13	3.3	1.0	51
AgriGold G4990RX	36.5	•	•	Sep-13	2.0	1.0	50
MorSoy 4997 RXT	28.0	•	•	Sep-15	2.3	1.0	50
Dyna-Gro S49XS88	27.4	•	•	Sep-24	3.0	1.0	50
GRAND MEAN	57.9	•	•	Sep-19	2.5	1.0	46
LSD (5%)	5.1	•	•	•	•	•	•
C.V.	6.5	•	•	•	•	•	•

Table 10. Performance of Irrigated, Full-Season, Soybean Varieties and Strains, Rohwer Research Station, Rohwer, Ark., 2017, Continued.

Variety/Experimental Line	2017	2-Year <sup>a</sup> Average	3-Year <sup>b</sup> Average	Maturity Date	Lodging <sup>c</sup> Score	Shatter <sup>d</sup> Score	Plant Height (in.)
	.....bu/A.....						
<u>Early Maturity Group V (RM 5.0 to 5.4)</u>							
Progeny P5016RXS	72.9	64.4	•	Sep-23	3.7	1.0	47
REV 50A47	70.4	•	•	Sep-22	2.7	1.0	50
Pioneer P50T78L	67.0	•	•	Sep-26	2.7	1.0	46
Dyna-Gro SX17651XS	66.4	•	•	Sep-24	2.0	1.0	44
UA 5014C	65.5	57.8	•	Sep-22	2.7	1.0	32
MorSoy 5050 RXT	65.0	•	•	Sep-23	3.0	1.0	45
Eagle Seed ES5420RYX	64.9	58.9	•	Sep-26	1.3	1.0	40
Pioneer P54A54X	64.7	•	•	Sep-25	3.0	1.0	39
Delta Grow DG5170 RR2/STS	64.0	58.6	•	Sep-25	3.3	1.0	49
AgriGold G5000RX	64.0	•	•	Sep-24	2.3	1.0	43
REV 51A56	63.9	62.4	•	Sep-22	3.3	1.0	48
CZ 5150LL	63.6	58.9	62.7	Sep-26	2.0	1.0	52
S14-9017R	62.8	•	•	Sep-26	2.3	1.0	39
Progeny P5376RX	62.4	•	•	Sep-19	3.0	1.0	36
REV 52A98	62.2	•	•	Sep-25	3.0	1.0	41
Dyna-Gro SX17852XT	61.4	•	•	Sep-20	2.7	1.0	38
Armor 53-D04	60.9	54.9	•	Sep-26	1.7	1.0	42
Eagle Seed ES5225RY	60.9	56.2	59.6	Sep-25	2.7	1.0	44
Progeny P5279RXS	60.7	•	•	Sep-27	2.0	1.0	44
R13-13997	60.3	•	•	Sep-26	3.3	1.0	39
Hefty H49x7s	60.2	•	•	Sep-24	2.3	1.0	45
Dyna-Gro S52RY75	60.2	56.8	61.3	Sep-23	3.3	1.0	41
UAX 51010C	59.6	•	•	Sep-26	3.0	1.0	37
R14-2893RR	58.7	•	•	Sep-25	3.0	1.0	42
Progeny P5414LLS	58.4	58.8	•	Sep-25	2.7	1.0	43
Go Soy 54G16	58.4	•	•	Sep-26	2.3	1.0	44
Progeny P5157RXS	58.1	•	•	Sep-23	1.7	1.0	44
CZ 5147LL	58.1	52.2	•	Sep-26	2.0	1.0	38
R14-14797RR	57.7	•	•	Sep-26	2.7	1.0	44
Asgrow AG 53X6	57.6	53.7	•	Sep-22	2.7	1.0	41
R09-430	55.8	50.8	51.9	Sep-24	3.0	1.0	31
Progeny P5417RX	54.8	53.8	•	Sep-25	2.0	1.0	46
USG 7547XT	54.6	54.9	•	Sep-25	3.0	1.0	43
S14-1955C	53.7	•	•	Sep-24	4.0	1.0	39
Delta Grow DG5067 LL	53.4	53.0	58.7	Sep-23	4.0	1.0	45
CZ 5242LL	53.4	51.7	56.9	Sep-24	3.3	1.0	49
UA 5414RR	51.5	49.8	•	Sep-21	4.0	1.0	42
Armor ARX5107	31.4	•	•	Sep-08	2.3	1.0	47
Asgrow AG 51X8	27.0	•	•	Sep-06	2.0	1.0	49
Eagle Seed ES5030RYX	26.5	•	•	Sep-06	2.0	1.0	43
GRAND MEAN	58.3	•	•	Sep-22	2.7	1.0	43
LSD (5%)	7.1	•	•	•	•	•	•
C.V.	8.9	•	•	•	•	•	•

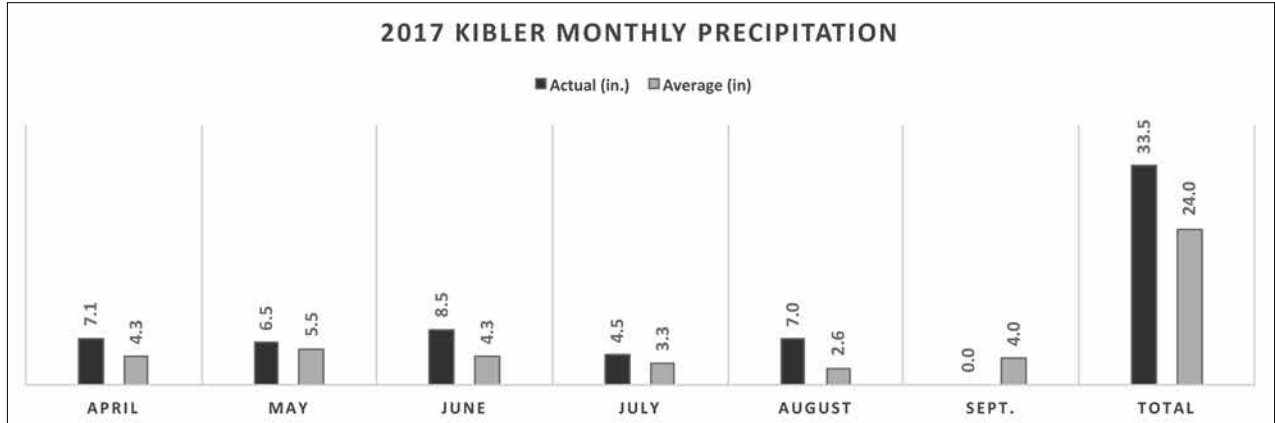
**Table 10. Performance of Irrigated, Full-Season, Soybean Varieties and Strains,  
Rohwer Research Station, Rohwer, Ark., 2017, Continued.**

Variety/Experimental Line	2017	2-Year <sup>a</sup> Average	3-Year <sup>b</sup> Average	Maturity Date	Lodging <sup>c</sup> Score	Shatter <sup>d</sup> Score	Plant Height (in.)
.....bu/A.....							
<u>Late Maturity Group V (RM 5.5 to 5.9)</u>							
Delta Grow DG5580 RR2	61.7	61.9	•	Sep-26	2.7	1.0	42
R13-4638RY	60.9	•	•	Sep-29	3.0	1.0	44
Delta Grow DG5625 RR2	60.8	57.6	58.4	Sep-28	2.0	1.0	44
REV 56R63	60.0	59.3	60.6	Oct-01	3.0	1.0	46
R11-7999	59.9	•	•	Sep-30	2.3	1.0	38
USG 75B75R	59.5	55.8	•	Sep-27	1.7	1.0	42
Progeny P5688RX	59.0	•	•	Sep-29	3.3	1.0	38
JTN-5110	57.7	55.3	56.7	Sep-29	3.0	1.0	40
Progeny P5555RY	57.6	57.6	60.9	Sep-30	3.0	1.0	40
Progeny P5752RY	57.6	58.3	•	Sep-30	2.0	1.0	42
Armor 57-D77	56.2	•	•	Sep-28	2.3	1.0	38
Asgrow AG 55X7	55.9	57.8	•	Sep-27	1.0	1.0	35
REV 56A58	55.6	•	•	Sep-26	3.0	1.0	39
Dyna-Gro S56RY84	55.3	55.7	58.6	Sep-29	2.7	1.0	43
Dyna-Gro S55LS75	55.3	55.5	•	Sep-29	2.3	1.0	42
R11-8346	54.2	•	•	Sep-28	2.3	1.0	40
Eagle Seed ES5660RYX	53.3	•	•	Sep-28	2.7	1.0	40
Asgrow AG 55X8	53.3	•	•	Oct-02	2.0	1.0	47
Eagle Seed ES5508RY	52.9	53.8	•	Sep-30	3.0	1.0	45
Dyna-Gro S56XT98	52.7	•	•	Sep-28	2.7	1.0	39
Go Soy 56C16	51.9	54.4	•	Sep-29	3.0	1.0	38
Osage	51.7	54.5	56.3	Sep-27	1.7	1.0	36
REV 55A67	50.5	•	•	Sep-29	2.0	1.0	38
R13-14635RR	49.8	•	•	Sep-30	1.0	1.0	46
UA 5814HP	49.8	53.6	•	Sep-27	2.7	1.0	39
USG 7568XT	49.2	•	•	Sep-26	2.3	1.0	39
UA 5715GT	47.6	•	•	Sep-30	2.3	1.0	42
Progeny P5623LL	45.9	•	•	Sep-25	2.3	1.0	41
GRAND MEAN	54.8	•	•	Sep-28	2.4	1.0	41
LSD (5%)	6.4	•	•	•	•	•	•
C.V.	8.5	•	•	•	•	•	•

<sup>a</sup> Average Yield from 2015 and 2017.<sup>b</sup> Average Yield from 2013, 2015, 2017.<sup>c</sup> 1 = Almost all plants erect. 2 = Either all plants leaning slightly, or a few plants down. 3 = Either all plants leaning moderately, or 25-50% of plants down. 4 = Either all plants leaning considerably, or 50-80% of plants down. 5 = All plants down badly.<sup>d</sup> 1 = No shattering. 2 = 1-3% shattered. 3 = 4-8% shattered. 4 = 9-19% shattered 5 = 20% or more shattered.

## Kibler: Vegetable Research Station (VRS)

### Irrigated, Full-Season Soybean Varieties and Strains, 2017



Kibler Irrigated Full-Season

**Soil Series:** Roxanna silt loam  
**Previous Crop:** Soybean  
**Row Width:** 36"  
**Planting Date:** May 30  
**Irrigation Dates:** June 28  
 July 18, 24  
 September 5, 13

**Herbicide Application(s):** Dual Magnum + Pursuit May 30  
 Dual Magnum + Reflex June 27  
**Harvest Date:** Early MG 4 October 12  
 Mid MG 4 October 12  
 Late MG 4 October 17  
 Early MG 5 October 20  
 Late MG 5 October 20

**Table 11. Performance of Irrigated, Full-Season, Soybean Varieties and Strains,  
Vegetable Research Station, Kibler, Ark., 2017.**

Variety/Experimental Line	2017	2-Year <sup>a</sup> Average	3-Year <sup>b</sup> Average	Maturity Date	Lodging <sup>c</sup> Score	Shatter <sup>d</sup> Score	Plant Height (in.)
	.....bu/A.....						
<u>Early Maturity Group IV (RM 4.0 to 4.5)</u>							
Armor 44-D40	76.9	70.2	•	Sep-30	1.0	1.0	49
Hefty H43x8	76.1	•	•	Oct-02	1.0	1.0	42
S14-9051R	75.7	•	•	Oct-04	1.0	1.0	40
Eagle Seed ES4460RYX	75.2	72.0	•	Oct-04	1.0	1.0	50
Armor 44-D51	74.6	•	•	Oct-06	1.0	1.0	49
CZ 4222LL	74.4	70.8	•	Sep-29	1.0	1.0	41
Dyna-Gro S45XS37	74.0	•	•	Oct-09	1.7	1.0	46
AgriGold G4440RX	73.6	•	•	Oct-04	1.0	1.0	48
Progeny P4444RXS	73.2	•	•	Oct-02	1.0	1.0	45
Armor 44-L20	72.9	•	•	Sep-27	1.0	1.0	44
MorSoy 4426 RXT	72.7	•	•	Oct-06	1.0	1.0	49
Pioneer P42A52X	72.5	•	•	Oct-04	1.0	1.0	45
S13-2743C	72.5	•	•	Sep-27	1.0	1.0	40
Dyna-Gro 31RY45	72.1	66.8	•	Oct-02	1.7	1.0	47
NK S45-K5X Brand	71.9	•	•	Sep-30	1.0	1.0	41
Progeny P4255RX	71.9	•	•	Sep-27	1.0	1.0	45
Hefty H45x8s	71.7	•	•	Oct-04	1.0	1.0	48
Dyna-Gro S44XS57	71.3	66.2	•	Oct-02	1.0	1.0	48
S13-3851C	71.3	•	•	Oct-02	1.0	1.0	43
Armor 45-D85	71.2	•	•	Sep-29	1.0	1.0	41
MorSoy 4535 RXT	71.0	69.3	•	Oct-04	1.0	1.0	49
Progeny P4516RXS	71.0	70.2	•	Oct-04	1.0	1.0	50
S13-10590C	70.6	•	•	Oct-04	1.0	1.0	43
CZ 4044LL	70.4	69.1	•	Sep-27	1.0	1.0	40
REV 45L57	69.8	•	•	Oct-04	1.0	1.0	46
Dyna-Gro S45LL97	69.6	65.8	•	Oct-02	1.0	1.0	48
Progeny P4247LL	69.6	68.9	•	Sep-25	1.0	1.0	42
Delta Grow DG4587 LL/STS	66.6	65.4	•	Oct-02	1.0	1.0	45
NK S43-V3X Brand	64.9	•	•	Sep-30	1.3	1.0	45
AgriGold G4380RX	64.7	•	•	Sep-29	1.0	1.0	44
Dyna-Gro S45XS66	63.0	61.7	•	Oct-04	1.0	1.0	46
GRAND MEAN	71.5	•	•	Oct-02	1.1	1.0	45
LSD (5%)	9.4	•	•	•	•	•	•
C.V.	9.7	•	•	•	•	•	•

Table 11. Performance of Irrigated, Full-Season, Soybean Varieties and Strains, Vegetable Research Station, Kibler, Ark., 2017, Continued.

Variety/Experimental Line	2017	2-Year <sup>a</sup> Average	3-Year <sup>b</sup> Average	Maturity Date	Lodging <sup>c</sup> Score	Shatter <sup>d</sup> Score	Plant Height (in.)
.....bu/A.....							
<u>Mid Maturity Group IV (RM 4.6 to 4.7)</u>							
Asgrow AG 46X6	87.4	76.0	•	Oct-11	1.0	1.0	46
Progeny P4620RXS	81.7	73.3	•	Oct-11	1.0	1.0	48
Pioneer P46A16R	80.9	•	•	Oct-06	1.0	1.0	53
Eagle Seed ES4772RY	79.4	73.4	•	Oct-09	1.0	1.0	51
Armor ARX4607	79.1	•	•	Oct-11	1.0	1.0	50
Asgrow AG 46X7	78.3	72.4	•	Oct-09	1.0	1.0	49
Delta Grow DG4670 RR2	77.1	71.3	•	Oct-09	1.0	1.0	49
Progeny P4716LL	76.8	•	•	Oct-06	1.0	1.0	49
CZ 4748LL	76.6	68.4	•	Oct-06	1.0	1.0	49
Delta Grow DG4790 RR2	76.5	72.1	•	Oct-09	1.0	1.0	50
Progeny P4757RY	75.7	70.5	•	Oct-11	2.0	1.0	52
Croplan R2C4775	75.4	•	•	Oct-09	1.0	1.0	51
USG 7478XTS	75.4	•	•	Oct-09	1.0	1.0	50
Eagle Seed ES4680RYX	74.5	72.3	•	Oct-11	1.0	1.0	50
Delta Grow DG4781 LL	74.0	69.8	•	Oct-09	1.0	1.0	49
MorSoy 4616 RXT	74.0	•	•	Oct-09	2.0	1.0	51
Dyna-Gro SX17846XS	73.7	•	•	Oct-11	1.0	1.0	50
Asgrow AG 46X8	73.4	•	•	Oct-06	1.0	1.0	48
Pioneer P46A93X	73.1	•	•	Oct-11	2.0	1.0	50
MorSoy 4667 RXT	72.8	•	•	Oct-11	1.0	1.0	52
AgriGold G4685RX	72.0	•	•	Oct-09	1.0	1.0	52
Eagle Seed ES4660RYX	72.0	•	•	Oct-09	1.0	1.0	54
Progeny P4799RXS	72.0	67.3	•	Oct-06	1.0	1.0	51
S14-15146R	71.4	•	•	Oct-09	1.0	1.0	46
S14-6391C	70.8	•	•	Oct-11	1.0	1.0	50
Armor 46-D08	70.5	68.0	•	Oct-11	1.0	1.0	50
Hefty H46x6	70.5	•	•	Oct-06	1.0	1.0	53
Go Soy 47B17	70.2	•	•	Oct-09	1.0	1.0	49
Petrus Seed 479 GTS	70.2	•	•	Oct-09	1.0	1.0	48
CZ 4540LL	69.4	62.6	•	Oct-11	1.0	1.0	50
Asgrow AG 47X6	68.2	65.9	•	Oct-09	1.0	1.0	52
Delta Grow DG4680 RR2	67.4	65.2	•	Oct-09	1.0	1.0	51
MorSoy 4777 RXT	67.4	•	•	Oct-11	4.0	1.0	50
GRAND MEAN	74.2	•	•	Oct-09	1.2	1.0	50
LSD (5%)	8.9	•	•	•	•	•	•
C.V.	7.1	•	•	•	•	•	•

Kibler Irrigated  
Full-Season

**Table 11. Performance of Irrigated, Full-Season, Soybean Varieties and Strains,  
Vegetable Research Station, Kibler, Ark., 2017, Continued.**

Variety/Experimental Line	2017	2-Year <sup>a</sup> Average	3-Year <sup>b</sup> Average	Maturity Date	Lodging <sup>c</sup> Score	Shatter <sup>d</sup> Score	Plant Height (in.)
	.....bu/A.....						
<u>Late Maturity Group IV (RM 4.8 to 4.9)</u>							
Croplan RX4825	78.6	•	•	Oct-09	1.0	1.0	42
Delta Grow DG4845 RR2X	78.6	72.0	•	Oct-09	1.0	1.0	45
MorSoy 4846 RXT	78.6	•	•	Oct-09	1.0	1.0	45
Armor ARX4827	78.2	•	•	Oct-09	1.0	1.0	49
Dyna-Gro S48XT56	77.7	69.2	•	Oct-09	1.0	1.0	43
Progeny P4816RX	77.7	72.2	•	Oct-11	1.0	1.0	44
MorSoy 4857 RXT	76.3	•	•	Oct-04	1.0	1.0	48
AGS GS48R216	75.9	•	•	Oct-09	1.0	1.0	45
Progeny P4929RXS	75.7	•	•	Oct-09	1.0	1.0	49
Pioneer P48A60X	75.5	•	•	Oct-06	1.0	1.0	45
AgriGold G4835RX	75.2	•	•	Oct-09	1.0	1.0	47
Croplan RX4817	75.2	•	•	Oct-11	1.0	1.0	50
R12-712	75.0	•	•	Oct-09	1.0	1.0	35
Delta Grow DG4825 RR2/STS	74.6	67.2	•	Oct-09	1.0	1.0	48
USG Ellis	74.6	68.2	•	Oct-13	1.0	1.0	36
Armor ARX4807	74.4	•	•	Oct-06	1.0	1.0	49
Delta Grow DG4835 RR2X	74.4	•	•	Oct-09	1.0	1.0	49
USG 7497XT	74.0	68.6	•	Oct-09	1.0	1.0	48
MorSoy 4807 RXT	73.8	•	•	Oct-06	1.0	1.0	47
S13-1805C	73.8	•	•	Oct-11	1.0	1.0	31
Delta Grow DG4880 RR	73.6	66.0	•	Oct-06	1.0	1.0	49
Dyna-Gro S49XS76	73.6	67.5	•	Oct-09	1.0	1.0	48
Armor 48-D87	73.4	•	•	Oct-11	2.0	1.0	49
Hefty H47L5	73.2	•	•	Oct-06	1.0	1.0	50
REV 48A26	72.9	68.8	•	Oct-09	1.0	1.0	49
Dyna-Gro SX17648XT	72.7	•	•	Oct-04	1.0	1.0	47
Go Soy Ireane	72.7	68.0	•	Oct-11	1.0	1.0	36
USG 74K95RS	72.7	67.7	•	Oct-06	1.0	1.0	52
REV 4857X	71.9	•	•	Oct-04	1.0	1.0	50
Eagle Seed ES4998RR	71.7	67.6	•	Oct-04	1.0	1.0	50
Dyna-Gro S49LL34	71.5	65.2	•	Oct-06	1.0	1.0	52
Pfister 48RS01	71.3	•	•	Oct-04	1.0	1.0	51
Progeny P4851RX	71.1	•	•	Oct-09	2.0	1.0	46
Progeny P4930LL	70.9	65.1	•	Oct-04	1.0	1.0	47
Eagle Seed ES4840RY	70.5	68.7	•	Oct-06	1.0	1.0	51
AgriGold G4990RX	70.4	•	•	Oct-09	1.0	1.0	54
Hefty H49x7	70.4	•	•	Oct-02	1.0	1.0	51
NK S48-R2X Brand	70.2	•	•	Oct-04	1.0	1.0	48
R11-328	70.2	•	•	Oct-09	1.0	1.0	37
REV 4927X	70.2	•	•	Oct-06	1.0	1.0	51
Delta Grow DG4967 LL	70.0	65.1	•	Oct-09	1.0	1.0	50
Armor 48-L30	69.6	•	•	Oct-09	1.0	1.0	53
Armor ARX4907	69.6	•	•	Oct-09	1.0	1.0	45

Table 11. Performance of Irrigated, Full-Season, Soybean Varieties and Strains, Vegetable Research Station, Kibler, Ark., 2017, Continued.

Variety/Experimental Line	2017	2-Year <sup>a</sup> Average	3-Year <sup>b</sup> Average	Maturity Date	Lodging <sup>c</sup> Score	Shatter <sup>d</sup> Score	Plant Height (in.)
.....bu/A.....							
<u>Late Maturity Group IV (RM 4.8 to 4.9) Continued</u>							
Hefty H48L3	69.6	•	•	Oct-04	1.0	1.0	45
Dyna-Gro S49XS88	69.4	•	•	Oct-09	1.0	1.0	57
Delta Grow DG4940 RR	69.2	62.9	•	Oct-13	1.0	1.0	36
Delta Grow DG4970 RR	69.2	62.5	•	Oct-09	1.0	1.0	51
Eagle Seed ES4870RYX	69.2	66.4	•	Oct-11	1.0	1.0	53
REV 49R94	69.2	66.4	•	Oct-06	1.0	1.0	49
Asgrow AG 48X8	69.0	•	•	Oct-06	1.0	1.0	47
USG 7496XTS	69.0	62.9	•	Oct-11	1.0	1.0	51
Delta Grow DG4995 RR	68.8	66.7	•	Oct-11	1.0	1.0	37
REV 48A76	68.8	66.0	•	Oct-02	1.0	1.0	47
HBK LL4953	67.9	64.0	•	Oct-04	1.0	1.0	50
MorSoy 4997 RXT	67.7	•	•	Oct-11	1.0	1.0	55
Petrus Seed 4916 GT	67.7	•	•	Oct-09	1.0	1.0	38
REV 49L88	67.3	•	•	Oct-11	1.0	1.0	49
HBK LL4950	66.9	•	•	Oct-09	1.0	1.0	50
R12-226	66.7	•	•	Oct-09	1.0	1.0	36
R13-1019	66.1	•	•	Oct-11	1.0	1.0	43
REV 48L63	64.6	59.9	•	Oct-02	1.0	1.0	51
Delta Grow DG4977 LL/STS	63.4	61.1	•	Oct-06	1.0	1.0	49
R13-13433	61.3	•	•	Oct-09	1.0	1.0	43
GRAND MEAN	71.6	•	•	Oct-07	1.0	1.0	47
LSD (5%)	5.2	•	•	•	•	•	•
C.V.	5.4	•	•	•	•	•	•



**Table 11. Performance of Irrigated, Full-Season, Soybean Varieties and Strains,  
Vegetable Research Station, Kibler, Ark., 2017, Continued.**

Variety/Experimental Line	2017	2-Year <sup>a</sup> Average	3-Year <sup>b</sup> Average	Maturity Date	Lodging <sup>c</sup> Score	Shatter <sup>d</sup> Score	Plant Height (in.)
	.....bu/A.....						
<u>Early Maturity Group V (RM 5.0 to 5.4)</u>							
Eagle Seed ES5225RY	75.0	66.3	58.3	Oct-11	1.0	1.0	51
Dyna-Gro SX17651XS	74.8	•	•	Oct-09	1.0	1.0	48
AgriGold G5000RX	74.0	•	•	Oct-09	1.0	1.0	48
Armor 53-D04	73.8	67.0	•	Oct-09	1.0	1.0	39
Progeny P5016RXS	73.6	66.3	•	Oct-09	1.0	1.0	46
R09-430	73.4	67.0	60.9	Oct-09	1.0	1.0	34
Delta Grow DG5170 RR2/STS	73.2	65.8	•	Oct-09	1.0	1.0	52
CZ 5150LL	73.1	65.2	60.4	Oct-06	1.0	1.0	49
Dyna-Gro SX17852XT	72.9	•	•	Oct-06	1.0	1.0	37
Eagle Seed ES5420RYX	72.7	66.5	•	Oct-09	1.0	1.0	37
REV 51A56	72.5	64.1	59.1	Oct-06	1.0	1.0	47
CZ 5147LL	72.1	62.2	57.1	Oct-09	1.0	1.0	34
MorSoy 5050 RXT	72.1	•	•	Oct-09	1.0	1.0	44
Asgrow AG 51X8	71.7	•	•	Oct-09	1.0	1.0	54
Armor ARX5107	71.5	•	•	Oct-09	1.0	1.0	51
Progeny P5157RXS	71.5	•	•	Oct-09	1.0	1.0	42
Hefty H49x7s	70.8	•	•	Oct-09	1.0	1.0	45
Progeny P5376RX	70.8	•	•	Oct-09	1.0	1.0	35
Dyna-Gro S52RY75	70.6	65.5	58.1	Oct-06	1.0	1.0	39
Pioneer P54A54X	70.2	•	•	Oct-09	1.0	1.0	36
Asgrow AG 53X6	70.0	60.3	•	Oct-06	1.0	1.0	38
Pioneer P50T78L	70.0	•	•	Oct-09	1.0	1.0	45
Progeny P5417RX	70.0	63.6	•	Oct-11	1.0	1.0	38
R13-13997	70.0	•	•	Oct-09	1.0	1.0	37
S14-9017R	69.8	•	•	Oct-11	1.0	1.0	42
REV 50A47	69.6	•	•	Oct-06	1.0	1.0	46
CZ 5242LL	69.6	62.9	58.8	Oct-09	1.0	1.0	48
UAX 51010C	69.1	•	•	Oct-09	1.0	1.0	36
Eagle Seed ES5030RYX	68.9	•	•	Oct-09	1.0	1.0	50
REV 52A98	68.7	•	•	Oct-06	1.0	1.0	41
Progeny P5279RXS	68.3	•	•	Oct-09	1.0	1.0	49
S14-1955C	68.1	•	•	Oct-11	1.0	1.0	34
USG 7547XT	67.2	63.6	•	Oct-09	1.0	1.0	36
UA 5414RR	67.0	62.6	•	Oct-09	1.0	1.0	39
UA 5014C	66.6	60.8	•	Oct-06	1.0	1.0	34
R14-14797RR	66.0	•	•	Oct-13	1.0	1.0	42
R14-2893RR	66.0	•	•	Oct-11	1.0	1.0	35
Go Soy 54G16	65.4	•	•	Oct-09	1.0	1.0	42
Progeny P5414LLS	65.4	57.7	•	Oct-11	1.0	1.0	38
Delta Grow DG5067 LL	61.5	57.9	55.4	Oct-09	1.0	1.0	49
GRAND MEAN	70.2	•	•	Oct-08	1.0	1.0	42
LSD (5%)	5.2	•	•	•	•	•	•
C.V.	5.5	•	•	•	•	•	•

Table 11. Performance of Irrigated, Full-Season, Soybean Varieties and Strains, Vegetable Research Station, Kibler, Ark., 2017, Continued.

Variety/Experimental Line	2017	2-Year <sup>a</sup> Average	3-Year <sup>b</sup> Average	Maturity Date	Lodging <sup>c</sup> Score	Shatter <sup>d</sup> Score	Plant Height (in.)
.....bu/A.....							
<u>Late Maturity Group V (RM 5.5 to 5.9)</u>							
Asgrow AG 55X7	81.0	75.3	•	Oct-11	1.0	1.0	38
USG 7568XT	79.7	•	•	Oct-18	1.0	1.0	39
Osage	77.2	70.5	•	Oct-11	1.0	1.0	32
Progeny P5623LL	77.2	•	•	Oct-13	1.0	1.0	37
R13-4638RY	76.5	•	•	Oct-16	1.0	1.0	37
Progeny P5688RX	75.7	•	•	Oct-16	1.0	1.0	40
Progeny P5752RY	75.7	69.2	•	Oct-13	1.0	1.0	40
Eagle Seed ES5508RY	75.1	66.9	•	Oct-18	1.0	1.0	39
Eagle Seed ES5660RYX	75.1	•	•	Oct-16	1.0	1.0	41
Asgrow AG 55X8	74.9	•	•	Oct-18	1.0	1.0	57
USG 75B75R	74.7	68.6	•	Oct-16	1.0	1.0	43
R11-8346	74.6	•	•	Oct-16	1.0	1.0	34
Armor 57-D77	74.4	•	•	Oct-16	1.0	1.0	39
Dyna-Gro S56RY84	73.6	67.2	•	Oct-18	1.0	1.0	44
Progeny P5555RY	73.6	67.1	•	Oct-16	1.0	1.0	44
UA 5715GT	73.6	•	•	Oct-16	1.0	1.0	39
Delta Grow DG5580 RR2	73.2	73.3	•	Oct-13	1.0	1.0	37
Go Soy 56C16	73.2	69.2	•	Oct-13	1.0	1.0	39
R11-7999	73.2	•	•	Oct-16	1.0	1.0	36
UA 5814HP	72.8	64.8	•	Oct-18	1.0	1.0	40
Dyna-Gro S56XT98	72.7	•	•	Oct-16	1.0	1.0	41
Delta Grow DG5625 RR2	72.3	64.4	•	Oct-13	1.0	1.0	37
REV 55A67	71.7	•	•	Oct-13	1.0	1.0	37
REV 56A58	71.3	•	•	Oct-16	1.0	1.0	39
R13-14635RR	70.9	•	•	Oct-11	1.0	1.0	50
JTN-5110	70.0	64.7	•	Oct-18	1.0	1.0	37
Dyna-Gro S55LS75	66.4	64.2	•	Oct-18	1.0	1.0	35
REV 56R63	63.5	61.0	•	Oct-16	1.0	1.0	39
GRAND MEAN	73.7	•	•	Oct-15	1.0	1.0	40
LSD (5%)	6.0	•	•	•	•	•	•
C.V.	6.0	•	•	•	•	•	•

<sup>a</sup> Average Yield from 2016 and 2017.<sup>b</sup> Average Yield from 2015, 2016, 2017.<sup>c</sup> 1 = Almost all plants erect. 2 = Either all plants leaning slightly, or a few plants down. 3 = Either all plants leaning moderately, or 25-50% of plants down. 4 = Either all plants leaning considerably, or 50-80% of plants down. 5 = All plants down badly.<sup>d</sup> 1 = No shattering. 2 = 1-3% shattered. 3 = 4-8% shattered. 4 = 9-19% shattered 5 = 20% or more shattered.

**Participants and Entries**  
**2017 Early Planted Soybean Tests**

<u>Company/ Institute</u>	<u>Variety</u>	<u>Relative Maturity</u>	<u>Herbicide Technology</u>	<u>Seed Treatment</u>
<b>AgriGold Hybrids</b> 5381 Akin Rd. St. Francisville, IL 62460	AgriGold G4380RX	4.3	Xtend	AgriShield FI
	AgriGold G4440RX	4.4	Xtend	AgriShield FI
	AgriGold G4685RX	4.6	Xtend	AgriShield FI
	AgriGold G4835RX	4.8	Xtend	AgriShield FI
	AgriGold G4990RX	4.9	Xtend	AgriShield FI
	AgriGold G5000RX	5.0	Xtend	AgriShield FI
<b>Armor Seed</b> P.O. Box 9 Hwy 49 Waldenburg, AR. 72475	Armor 44-D40	4.4	Xtend/STS	Defend Extra
	Armor 46-D08	4.6	Xtend/STS	Defend Extra
	Armor ARX4607	4.6	Xtend	Defend Extra
	Armor ARX4807	4.8	Xtend	Defend Extra
	Armor ARX4817	4.8	Xtend	Defend Extra
	Armor ARX5107	5.1	Xtend	Defend Extra
<b>Crop Production Services</b> P.O. Box 348 Portageville, MO 63873	Dyna-Gro S43RY95	4.3	RR2	Equity VIP
	Dyna-Gro S44XS57	4.4	Xtend/STS	Equity VIP
	Dyna-Gro S45LL97	4.5	LL	Equity VIP
	Dyna-Gro S45XS37	4.5	Xtend/STS	Equity VIP
	Dyna-Gro S48XT56	4.8	Xtend	Equity VIP
	Dyna-Gro S49XS76	4.9	Xtend/STS	Equity VIP
	Dyna-Gro S52RY75	5.2	RR2	Equity VIP
	Dyna-Gro SX17648XT	4.8	Xtend	Equity VIP
	Dyna-Gro SX17651XS	5.1	Xtend/STS	Equity VIP

Participants and Entries  
2017 Early Planted Soybean Tests, Continued

<u>Company/ Institute</u>	<u>Variety</u>	<u>Relative Maturity</u>	<u>Herbicide Technology</u>	<u>Seed Treatment</u>
<b>Delta Grow Seed</b> 220 NW 2nd England, AR 72046	Delta Grow DG4587 LL/STS	4.5	LL/STS	CruiserMaxx
	Delta Grow DG4670 RR2	4.6	RR2	CruiserMaxx
	Delta Grow DG4680 RR2	4.6	RR2	CruiserMaxx
	Delta Grow DG4781 LL	4.7	LL	CruiserMaxx
	Delta Grow DG4790 RR2	4.7	RR2	CruiserMaxx
	Delta Grow DG4825 RR2/STS	4.8	RR2/STS	CruiserMaxx
	Delta Grow DG4835 RR2X	4.8	Xtend	CruiserMaxx
	Delta Grow DG4845 RR2X	4.8	Xtend	CruiserMaxx
	Delta Grow DG4880 RR	4.8	RR1	CruiserMaxx
	Delta Grow DG4940 RR	4.9	RR1	CruiserMaxx
	Delta Grow DG4967 LL	4.9	LL	CruiserMaxx
	Delta Grow DG4970 RR	4.9	RR1	CruiserMaxx
	Delta Grow DG4977 LL/STS	4.9	LL/STS	CruiserMaxx
	Delta Grow DG4995 RR	4.9	RR1	CruiserMaxx
	Delta Grow DG5067 LL	5.0	LL	CruiserMaxx
	Delta Grow DG5170 RR2/STS	5.1	RR2/STS	CruiserMaxx
	<b>LG Seeds</b> 22827 Shissler Road Elmwood, IL 61529	LG C4710RX	4.7	Xtend/STS
LG C4845RX		4.8	Xtend	Acceleron FPV
LG C4922RX		4.9	Xtend/STS	Acceleron FPV

**Participants and Entries**  
**2017 Early Planted Soybean Tests, Continued**

<u>Company/Institute</u>	<u>Variety</u>	<u>Relative Maturity</u>	<u>Herbicide Technology</u>	<u>Seed Treatment</u>
<b>MFA, Inc.</b> 201 Ray Young Dr. Columbia, MO 65201	MorSoy 3907 RXT	3.9	Xtend	CruiserMaxx Vibrance
<b>Monsanto</b> 800 N. Lindbergh Blvd. St. Louis, MO 63167	Asgrow AG 43X7 Asgrow AG 43X8 Asgrow AG 45X8 Asgrow AG 46X6 Asgrow AG 46X7 Asgrow AG 46X8 Asgrow AG 47X6 Asgrow AG 48X8 Asgrow AG 51X8	4.3 4.3 4.5 4.6 4.6 4.6 4.7 4.8 5.1	RR2X/SR RR2X RR2X/SR RR2X RR2X/SR RR2X/SR RR2X/SR RR2X/SR RR2X/SR	Acceleron FI Acceleron FI Acceleron FI Acceleron FI Acceleron FI Acceleron FI Acceleron FI Acceleron FI Acceleron FI
<b>Petrus Seed &amp; Grain Co., Inc.</b> 4100 Hanson Rd. Hazen, AR 72064	Petrus Seed 479 GTS Petrus Seed 4916 GT	4.7 4.9	RR1/STS RR1	Innovate Innovate

Participants and Entries  
2017 Early Planted Soybean Tests, Continued

<u>Company/ Institute</u>	<u>Variety</u>	<u>Relative Maturity</u>	<u>Herbicide Technology</u>	<u>Seed Treatment</u>
<b>Progeny Ag Products</b> 1529 Hwy 193 Wynne, AR 72396	Progeny P4247LL	4.2	LL	PVT
	Progeny P4255RX	4.2	Xtend	PVT
	Progeny P4444RXS	4.4	Xtend/STS	PVT
	Progeny P4516RXS	4.5	Xtend/STS	PVT
	Progeny P4620RXS	4.6	Xtend/STS	PVT
	Progeny P4716LL	4.7	LL	PVT
	Progeny P4757RY	4.7	RR2	PVT
	Progeny P4799RXS	4.7	Xtend/STS	PVT
	Progeny P4816RX	4.8	Xtend	PVT
	Progeny P4851RX	4.8	Xtend	PVT
	Progeny P4929RXS	4.9	Xtend/STS	PVT
	Progeny P4930LL	4.9	LL	PVT
	Progeny P4996RXS	4.9	Xtend/STS	PVT
	Progeny P5016RXS	5.0	Xtend/STS	PVT
	Progeny P5157RXS	5.1	Xtend/STS	PVT
	Progeny P5279RXS	5.2	Xtend/STS	PVT
	Progeny P5376RX	5.3	Xtend	PVT
<b>Stratton Seed Company</b> P.O. Box 1088 Stuttgart, AR 72160	AGS GS45R216	4.5	RR2	CMV
	AGS GS46X17	4.6	Xtend	CMV
	AGS GS48R216	4.8	RR2	CMV
	Go Soy 43L16	4.3	LL	CMV
	Go Soy 49G16	4.9	RR1	CMV
	Go Soy 49L17	4.9	LL	CMV
	Go Soy 51L5LL	5.1	LL	CMV
	Go Soy Leland	5.1	Conv.	CMV

**Participants and Entries**  
**2017 Early Planted Soybean Tests, Continued**

<u>Company/ Institute</u>	<u>Variety</u>	<u>Relative Maturity</u>	<u>Herbicide Technology</u>	<u>Seed Treatment</u>
<b>Terral Seed, Inc.</b> P. O. Box 826 Lake Providence, LA 71254	REV 45L57	4.5	LL	Apron + EvergolEnergy + Gaucho
	REV 4857X	4.8	Xtend	Apron + EvergolEnergy + Gaucho
	REV 48A26	4.8	RR1	Apron + EvergolEnergy + Gaucho
	REV 48A76	4.8	RR1	Apron + EvergolEnergy + Gaucho
	REV 48L63	4.8	LL	Apron + EvergolEnergy + Gaucho
	REV 4927X	4.9	Xtend	Apron + EvergolEnergy + Gaucho
	REV 49L88	4.9	LL	Apron + EvergolEnergy + Gaucho
	REV 49R94	4.9	RR1	Apron + EvergolEnergy + Gaucho
	REV 50A47	5.0	RR1	Apron + EvergolEnergy + Gaucho
	REV 51A56	5.1	RR1	Apron + EvergolEnergy + Gaucho
	<b>UniSouth Genetics, Inc.</b> 3205-C HWY 46 S Dickson, TN 37055	USG 7478XTS	4.7	Xtend/STS
USG 7487XTS		4.8	Xtend/STS	Imidicloprid/Apron/Maxim
USG 7496XTS		4.9	Xtend/STS	Imidicloprid/Apron/Maxim
USG 7497XT		4.9	Xtend	Imidicloprid/Apron/Maxim
USG 74K95RS		4.9	RR2/STS	Imidicloprid/Apron/Maxim
<b>University of Arkansas</b> 115 Plant Science Building Fayetteville, AR 72701	R11-328	4.9	Conv.	Apron
	R12-226	4.9	Conv.	Apron
	R12-712	4.9	Conv.	Apron
	R13-1019	4.9	Conv.	Apron
	R13-13433	4.9	Conv.	Apron
UA 5014C	5.0	Conv.	Apron	

**Participants and Entries**  
**2017 Early Planted Soybean Tests, Continued**

<u>Company/ Institute</u>	<u>Variety</u>	<u>Relative Maturity</u>	<u>Herbicide Technology</u>	<u>Seed Treatment</u>
University of Missouri 147 State Hwy T Portageville, MO 63873	S13-10590C	4.3	Conv.	CruiserMaxx Advanced
	S13-1805C	4.8	Conv.	CruiserMaxx Advanced
	S13-2743C	4.1	Conv.	CruiserMaxx Advanced
	S13-3851C	4.3	Conv.	CruiserMaxx Advanced
	S14-15146R	4.7	RR1/STS	CruiserMaxx Advanced
	S14-1955C	5.3	Conv.	CruiserMaxx Advanced
	S14-6391C	4.7	Conv./STS	CruiserMaxx Advanced
	S14-9017R	5.3	RR1	CruiserMaxx Advanced
	S14-9051R	4.5	RR1	CruiserMaxx Advanced



**Participants and Entries**  
**2017 Full-Season Soybean Tests**

<u>Company/ Institute</u>	<u>Variety</u>	<u>Relative Maturity</u>	<u>Herbicide Technology</u>	<u>Seed Treatment</u>
<b>AgriGold Hybrids</b> 5381 Akin Rd. St. Francisville, IL 62460	AgriGold G4380RX	4.3	Xtend	AgriShield FI
	AgriGold G4440RX	4.4	Xtend	AgriShield FI
	AgriGold G4685RX	4.6	Xtend	AgriShield FI
	AgriGold G4835RX	4.8	Xtend	AgriShield FI
	AgriGold G4990RX	4.9	Xtend	AgriShield FI
	AgriGold G5000RX	5.0	Xtend	AgriShield FI
<b>Armor Seed</b> P.O. Box 9 Hwy 49 Waldenburg, AR. 72475	Armor 44-D40	4.4	Xtend/STS	Defend Extra
	Armor 44-D51	4.4	Xtend	Defend Extra
	Armor 44-L20	4.4	LL	Defend Extra
	Armor 45-D85	4.5	Xtend	Defend Extra
	Armor 46-D08	4.6	Xtend/STS	Defend Extra
	Armor 48-D87	4.8	Xtend	Defend Extra
	Armor 48-L30	4.8	LL	Defend Extra
	Armor 53-D04	5.3	Xtend	Defend Extra
	Armor 57-D77	5.6	Xtend	Defend Extra
	Armor ARX4607	4.6	Xtend	Defend Extra
	Armor ARX4807	4.8	Xtend	Defend Extra
	Armor ARX4827	4.8	Xtend	Defend Extra
	Armor ARX4907	4.9	Xtend	Defend Extra
Armor ARX5107	5.1	Xtend	Defend Extra	

Participants and Entries  
2017 Full-Season Soybean Tests, Continued

<u>Company/ Institute</u>	<u>Variety</u>	<u>Relative Maturity</u>	<u>Herbicide Technology</u>	<u>Seed Treatment</u>	
<b>Bayer CropScience</b> 1690 Jasmine Conway, AR 72034	CZ 4044LL	4.0	LL	Poncho/MOTIVO + ILeVO	
	CZ 4222LL	4.2	LL	Poncho/MOTIVO + ILeVO	
	CZ 4540LL	4.7	LL	Poncho/MOTIVO + ILeVO	
	CZ 4748LL	4.7	LL	Poncho/MOTIVO + ILeVO	
	CZ 5147LL	5.1	LL	Poncho/MOTIVO + ILeVO	
	CZ 5150LL	5.1	LL	Poncho/MOTIVO + ILeVO	
	CZ 5242LL	5.2	LL	Poncho/MOTIVO + ILeVO	
	HBK LL4950	4.9	LL	Poncho/MOTIVO + ILeVO	
	HBK LL4953	4.9	LL	Poncho/MOTIVO + ILeVO	
	<b>Cache River Valley Seed, LLC</b> P.O. Box 10 Cash, AR 72421	MorSoy 4807 RXT	4.8	Xtend	Innovate
		MorSoy 4857 RXT	4.8	Xtend/STS	Innovate
		MorSoy 5050 RXT	5.0	Xtend/STS	Innovate

Participants and Entries  
2017 Full-Season Soybean Tests, Continued

<u>Company/Institute</u>	<u>Variety</u>	<u>Relative Maturity</u>	<u>Herbicide Technology</u>	<u>Seed Treatment</u>
Crop Production Services P.O. Box 348 Portageville, MO 63873	Dyna-Gro 31RY45	4.5	RR2	Equity VIP
	Dyna-Gro S44XS57	4.4	Xtend/STS	Equity VIP
	Dyna-Gro S45LL97	4.5	LL	Equity VIP
	Dyna-Gro S45XS37	4.5	Xtend/STS	Equity VIP
	Dyna-Gro S45XS66	4.5	Xtend/STS	Equity VIP
	Dyna-Gro S48XT56	4.8	Xtend	Equity VIP
	Dyna-Gro S49LL34	4.9	LL	Equity VIP
	Dyna-Gro S49XS76	4.9	Xtend/STS	Equity VIP
	Dyna-Gro S49XS88	4.9	Xtend/STS	Equity VIP
	Dyna-Gro S52RY75	5.2	RR2	Equity VIP
	Dyna-Gro S55LS75	5.5	LL/STS	Equity VIP
	Dyna-Gro S56RY84	5.6	RR2	Equity VIP
	Dyna-Gro S56XT98	5.6	Xtend	Equity VIP
	Dyna-Gro SX17648XT	4.8	Xtend	Equity VIP
	Dyna-Gro SX17651XS	5.1	Xtend/STS	Equity VIP
	Dyna-Gro SX17846XS	4.6	Xtend/STS	Equity VIP
Dyna-Gro SX17852XT	5.2	Xtend	Equity VIP	

Participants and Entries  
2017 Full-Season Soybean Tests, Continued

<u>Company/Institute</u>	<u>Variety</u>	<u>Relative Maturity</u>	<u>Herbicide Technology</u>	<u>Seed Treatment</u>
Delta Grow Seed 220 NW 2nd England, AR 72046	Delta Grow DG4587 LL/STS	4.5	LL/STS	CruiserMaxx
	Delta Grow DG4670 RR2	4.6	RR2	CruiserMaxx
	Delta Grow DG4680 RR2	4.6	RR2	CruiserMaxx
	Delta Grow DG4781 LL	4.7	LL	CruiserMaxx
	Delta Grow DG4790 RR2	4.7	RR2	CruiserMaxx
	Delta Grow DG4825 RR2/STS	4.8	RR2/STS	CruiserMaxx
	Delta Grow DG4835 RR2X	4.8	Xtend	CruiserMaxx
	Delta Grow DG4845 RR2X	4.8	Xtend	CruiserMaxx
	Delta Grow DG4880 RR	4.8	RR1	CruiserMaxx
	Delta Grow DG4940 RR	4.9	RR1	CruiserMaxx
	Delta Grow DG4967 LL	4.9	LL	CruiserMaxx
	Delta Grow DG4970 RR	4.9	RR1	CruiserMaxx
	Delta Grow DG4977 LL/STS	4.9	LL/STS	CruiserMaxx
	Delta Grow DG4995 RR	4.9	RR1	CruiserMaxx
	Delta Grow DG5067 LL	5.0	LL	CruiserMaxx
Delta Grow DG5170 RR2/STS	5.1	RR2/STS	CruiserMaxx	
Delta Grow DG5580 RR2	5.5	RR2	CruiserMaxx	
Delta Grow DG5625 RR2	5.6	RR2	CruiserMaxx	

**Participants and Entries**  
**2017 Full-Season Soybean Tests, Continued**

<u>Company/ Institute</u>	<u>Variety</u>	<u>Relative Maturity</u>	<u>Herbicide Technology</u>	<u>Seed Treatment</u>
<b>Dupont Pioneer</b> 700 Boulevard South, Ste. 302 Huntsville, AL 35802	Pioneer P42A52X	4.2	Xtend	Apron + Gaucho
	Pioneer P46A16R	4.6	RR2	Apron + Gaucho
	Pioneer P46A93X	4.6	Xtend	Apron + Gaucho
	Pioneer P48A60X	4.8	Xtend	Apron + Gaucho
	Pioneer P50T78L	5.0	LL	Apron + Gaucho
	Pioneer P54A54X	5.4	Xtend	Apron + Gaucho
<b>Eagle Seed Company</b> P.O. Box 308 Weiner, AR 72479	Eagle Seed ES4460RYX	4.4	Xtend	CruiserMaxx
	Eagle Seed ES4660RYX	4.6	Xtend	CruiserMaxx
	Eagle Seed ES4680RYX	4.6	Xtend	CruiserMaxx
	Eagle Seed ES4772RY	4.7	RR2	CruiserMaxx
	Eagle Seed ES4840RY	4.8	RR2	CruiserMaxx
	Eagle Seed ES4870RYX	4.8	Xtend	CruiserMaxx
	Eagle Seed ES4998RR	4.9	RR1	CruiserMaxx
	Eagle Seed ES5030RYX	5.0	Xtend	CruiserMaxx
	Eagle Seed ES5225RY	5.2	RR2	CruiserMaxx
	Eagle Seed ES5420RYX	5.4	Xtend	CruiserMaxx
	Eagle Seed ES5508RY	5.5	RR2	CruiserMaxx
	Eagle Seed ES5660RYX	5.6	Xtend	CruiserMaxx
	<b>Hefty Seed Co.</b> 366 N. State Highway J Hayti, MO 63851	Hefty H43x8	4.3	Xtend
Hefty H45x8s		4.4	Xtend/STS	No Treatment
Hefty H46x6		4.6	Xtend	Dominance II
Hefty H47L5		4.8	LL	Dominance II
Hefty H48L3		4.8	LL	Dominance II
Hefty H49x7		4.9	Xtend	Dominance II
Hefty H49x7s		5.0	Xtend/STS	Dominance II

Participants and Entries  
2017 Full-Season Soybean Tests, Continued

<u>Company/ Institute</u>	<u>Variety</u>	<u>Relative Maturity</u>	<u>Herbicide Technology</u>	<u>Seed Treatment</u>
<b>Land O' Lakes, Inc./WinField United</b> 4001 Lexington Ave N Arden Hills, MN 55126	Croplan R2C4775	4.7	RR1	Warden CX
	Croplan RX4817	4.8	Xtend	Warden CX
	Croplan RX4825	4.8	Xtend	Warden CX
<b>MFA, Inc.</b> 201 Ray Young Dr. Columbia, MO 65201	MorSoy 4426 RXT	4.4	Xtend/STS	CruiserMaxx Vibrance
	MorSoy 4535 RXT	4.5	Xtend/STS	CruiserMaxx Vibrance
	MorSoy 4616 RXT	4.6	Xtend/STS	CruiserMaxx Vibrance
	MorSoy 4667 RXT	4.6	Xtend/STS	CruiserMaxx Vibrance
	MorSoy 4777 RXT	4.7	Xtend	CruiserMaxx Vibrance
	MorSoy 4846 RXT	4.8	Xtend	CruiserMaxx Vibrance
	MorSoy 4997 RXT	4.9	Xtend/STS	CruiserMaxx Vibrance
<b>Monsanto</b> 800 N. Lindbergh Blvd. St. Louis, MO 63167	Asgrow AG 46X6	4.6	RR2X	Acceleron FI
	Asgrow AG 46X7	4.6	RR2X/SR	Acceleron FI
	Asgrow AG 46X8	4.6	RR2X/SR	Acceleron FI
	Asgrow AG 47X6	4.7	RR2X/SR	Acceleron FI
	Asgrow AG 48X8	4.8	RR2X/SR	Acceleron FI
	Asgrow AG 51X8	5.1	RR2X/SR	Acceleron FI
	Asgrow AG 53X6	5.3	RR2X	Acceleron FI
	Asgrow AG 55X7	5.5	RR2X	Acceleron FI
	Asgrow AG 55X8	5.6	RR2X/SR	Acceleron FI
<b>NK Syngenta Seed</b> 130 Myra Shirey Lane Bernice, LA 71222	NK S43-V3X Brand	4.3	Xtend	Avicta Complete Beans + Mertect
	NK S45-K5X Brand	4.5	Xtend	Avicta Complete Beans + Mertect
	NK S48-R2X Brand	4.8	Xtend	Avicta Complete Beans + Mertect

Participants and Entries  
2017 Full-Season Soybean Tests, Continued

<u>Company/ Institute</u>	<u>Variety</u>	<u>Relative Maturity</u>	<u>Herbicide Technology</u>	<u>Seed Treatment</u>	
<b>Petrus Seed &amp; Grain Co., Inc.</b> 4100 Hanson Rd. Hazen, AR 72064	Petrus Seed 479 GTS	4.7	RR1/STS	Innovate	
	Petrus Seed 4916 GT	4.9	RR1	Innovate	
<b>Pfister Seeds, LLC</b> 201 Knollwood Dr., Suite A Champaign, IL 61820	Pfister 48RS01	4.8	RR2/STS	CruiserMaxx	
	<b>Progeny Ag Products</b> 1529 Hwy 193 Wynne, AR 72396	Progeny P4247LL	4.2	LL	PVT
		Progeny P4255RX	4.2	Xtend	PVT
		Progeny P4444RXS	4.4	Xtend/STS	PVT
		Progeny P4516RXS	4.5	Xtend/STS	PVT
		Progeny P4620RXS	4.6	Xtend/STS	PVT
		Progeny P4716LL	4.7	LL	PVT
		Progeny P4757RY	4.7	RR2	PVT
		Progeny P4799RXS	4.7	Xtend/STS	PVT
		Progeny P4816RX	4.8	Xtend	PVT
		Progeny P4851RX	4.8	Xtend	PVT
		Progeny P4929RXS	4.9	Xtend/STS	PVT
		Progeny P4930LL	4.9	LL	PVT
		Progeny P5016RXS	5.0	Xtend/STS	PVT
		Progeny P5157RXS	5.1	Xtend/STS	PVT
		Progeny P5279RXS	5.2	Xtend/STS	PVT
		Progeny P5376RX	5.3	Xtend	PVT
Progeny P5414LLS		5.4	LL/STS	PVT	
Progeny P5417RX	5.4	Xtend	PVT		
Progeny P5555RY	5.5	RR2	PVT		
Progeny P5623LL	5.6	LL	PVT		
Progeny P5688RX	5.6	Xtend	PVT		
Progeny P5752RY	5.7	RR2	PVT		

Participants and Entries  
2017 Full-Season Soybean Tests, Continued

<u>Company/ Institute</u>	<u>Variety</u>	<u>Relative Maturity</u>	<u>Herbicide Technology</u>	<u>Seed Treatment</u>	
<b>Stratton Seed Company</b> P.O. Box 1088 Stuttgart, AR 72160	AGS GS48R216	4.8	RR2	CMV	
	Go Soy 47B17	4.7	GT	CMV	
	Go Soy 54G16	5.4	RR1	CMV	
	Go Soy 56C16	5.6	Conv.	CMV	
	Go Soy Ireane	4.9	Conv.	CMV	
	R09-430	5.1	Conv.	CMV	
	<b>Terral Seed, Inc.</b> P. O. Box 826 Lake Providence, LA 71254	REV 45L57	4.5	LL	Apron + EvergolEnergy+Gaucho
		REV 4857X	4.8	Xtend	Apron + EvergolEnergy+Gaucho
		REV 48A26	4.8	RR1	Apron + EvergolEnergy+Gaucho
		REV 48A76	4.8	RR1	Apron + EvergolEnergy+Gaucho
REV 48L63		4.8	LL	Apron + EvergolEnergy+Gaucho	
REV 4927X		4.9	Xtend	Apron + EvergolEnergy+Gaucho	
REV 49L88		4.9	LL	Apron + EvergolEnergy+Gaucho	
REV 49R94		4.9	RR1	Apron + EvergolEnergy+Gaucho	
REV 50A47		5.0	RR1	Apron + EvergolEnergy+Gaucho	
REV 51A56		5.1	RR1	Apron + EvergolEnergy+Gaucho	
REV 52A98		5.2	RR1	Apron + EvergolEnergy+Gaucho	
REV 55A67		5.5	RR1	Apron + EvergolEnergy+Gaucho	
REV 56A58		5.6	RR1	Apron + EvergolEnergy+Gaucho	
REV 56R63		5.6	RR1	Apron + EvergolEnergy+Gaucho	



Participants and Entries  
2017 Full-Season Soybean Tests, Continued

<u>Company/ Institute</u>	<u>Variety</u>	<u>Relative Maturity</u>	<u>Herbicide Technology</u>	<u>Seed Treatment</u>	
UniSouth Genetics, Inc. 3205-C HWY 46 S Dickson, TN 37055	USG 7478XTS	4.7	Xtend/STS	Imidicloprid/Apron/Maxim	
	USG 7496XTS	4.9	Xtend/STS	Imidicloprid/Apron/Maxim	
	USG 7497XT	4.9	Xtend	Imidicloprid/Apron/Maxim	
	USG 74K95RS	4.9	RR2/STS	Imidicloprid/Apron/Maxim	
	USG 7547XT	5.4	Xtend	Imidicloprid/Apron/Maxim	
	USG 7568XT	5.6	Xtend	Imidicloprid/Apron/Maxim	
	USG 75B75R	5.7	RR2	Imidicloprid/Apron/Maxim	
	USG Ellis	4.9	Conv.	Imidicloprid/Apron/Maxim	
	University of Arkansas 115 Plant Science Building Fayetteville, AR 72701	Osage	5.6	Conv.	Apron
		R11-328	4.9	Conv.	Apron
R11-7999		5.7	Conv.	Apron	
R11-8346		5.6	Conv.	Apron	
R12-226		4.9	Conv.	Apron	
R12-712		4.9	Conv.	Apron	
R13-1019		4.9	Conv.	Apron	
R13-13433		4.9	Conv.	Apron	
R13-13997		5.3	Conv.	Apron	
R13-14635RR		5.5	RR1	Apron	
R13-4638RY		5.6	RR2	Apron	
R14-14797RR		5.4	RR1	Apron	
R14-2893RR		5.4	RR1	Apron	
UA 5014C		5.0	Conv.	Apron	
UA 5414RR		5.4	RR1	Apron	
UA 5715GT		5.7	RR1	Apron	
UA 5814HP		5.8	Conv.	Apron	
UAX 51010C	5.2	Conv.	Apron		

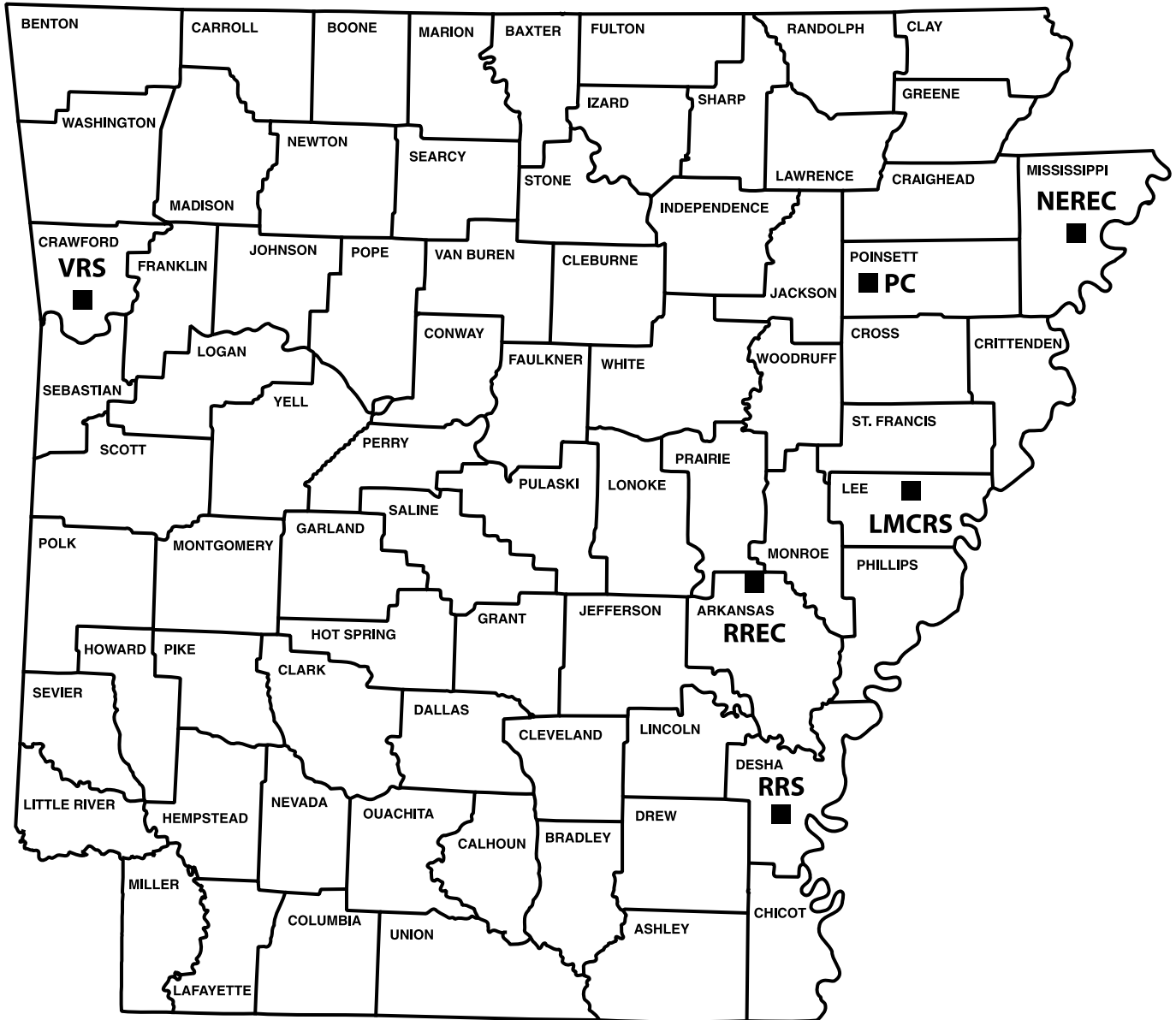
Participants and Entries  
2017 Full-Season Soybean Tests, Continued

<u>Company/Institute</u>	<u>Variety</u>	<u>Relative Maturity</u>	<u>Herbicide Technology</u>	<u>Seed Treatment</u>	
University of Missouri 147 State Hwy T Portageville, MO 63873	S13-10590C	4.3	Conv.	CruiserMaxx Advanced	
	S13-1805C	4.8	Conv.	CruiserMaxx Advanced	
	S13-2743C	4.1	Conv.	CruiserMaxx Advanced	
	S13-3851C	4.3	Conv.	CruiserMaxx Advanced	
	S14-15146R	4.7	RR1/STS	CruiserMaxx Advanced	
	S14-1955C	5.3	Conv.	CruiserMaxx Advanced	
	S14-6391C	4.7	Conv./STS	CruiserMaxx Advanced	
	S14-9017R	5.3	RR1	CruiserMaxx Advanced	
	S14-9051R	4.5	RR1	CruiserMaxx Advanced	
	JTN-5110				Apron Maxx + moly / Gaucho 600
	5.5	Conv.			

**USDA-ARS**  
605 Airways Blvd.  
Jackson, TN 38301



# SOYBEAN TEST LOCATIONS



- LMCRS** - Lon Mann Cotton Research Station, Marianna, Arkansas
- NEREC** - Northeast Research and Extension Center, Keiser, Arkansas
- PC** - Poinsett County, near Weiner, Arkansas
- RREC** - Rice Research and Extension Center, Stuttgart, Arkansas
- RRS** - Rohwer Research Station, Rohwer, Arkansas
- VRS** - Vegetable Research Station, Kibler, Arkansas



**DIVISION OF AGRICULTURE**  

---

**RESEARCH & EXTENSION**

*University of Arkansas System*