

2011

Arkansas Soccer, 2011

University of Arkansas, Fayetteville. Athletics Media Relations

Follow this and additional works at: <https://scholarworks.uark.edu/soccer>

Citation

University of Arkansas, Fayetteville. Athletics Media Relations. (2011). Arkansas Soccer, 2011. *Arkansas Soccer*. Retrieved from <https://scholarworks.uark.edu/soccer/7>


This Periodical is brought to you for free and open access by the Athletics at ScholarWorks@UARK. It has been accepted for inclusion in Arkansas Soccer by an authorized administrator of ScholarWorks@UARK. For more information, please contact scholar@uark.edu.

TWO THOUSAND ELEVEN

ARKANSAS



SOCCER



KAILEY
ANDERS



MELANIE
FONCHAM



ALLIE
CHANDLER



JESSIE
GIVENS



TAYLOR
GREEN

MEDIA GUIDE



ARKANSAS SOCCER



NEW TEAM LOUNGE



NEW TEAM MEETING ROOM

NEW LOCKER ROOM



OUR NEW HOME

THE RAZORBACKS' LOCKER ROOM RECEIVED A HUGE UPGRADE FOR THE 2011 SEASON. THE CHANGES INCLUDE A NEW LARGER LOCKER ROOM WITH THE ADDITION OF A TEAM LOUNGE, TEAM MEETING AREA, PRIVATE MEETING ROOMS AND AN EXPANDED TRAINING ROOM. THE PROJECT ADDED 3,900 SQUARE FEET TO THE EXISTING 3,100-SQUARE FOOT STRUCTURE.



RAZORBACK FIELD



- >>>>>> SIX SHUTOUTS THE LAST TWO YEARS
- >>>>>> FOUR OF THE ALL-TIME TOP SEVEN CROWDS IN THE LAST TWO YEARS

Contents/Quick Facts/Schedule INDEX

Table of Contents/Quick Facts/Schedule.....2
 Media/Broadcast Information/Roster3
 Headshot Roster4

THE RAZORBACKS

2011 Pre-Season Notes 6-7
 2011 Razorback Returnees 8-25
 2011 Razorback Newcomers 26-28
 Head Coach Erin Aubry..... 29-30
 Assistant Coach Christine Liberto31
 Assistant Coach Vanessa Phillips Bosshart32

2010 REVIEW

2010 Review Notes..... 34-35
 2010 Statistics.....36
 2010 Game-by-Game Results37
 2010 Box Scores 38-40

HISTORY AND RECORDS

Year-by-Year Results 42-45
 Career Records 46-48
 Single-Season Records..... 49-51
 Single-Game Records.....52
 Class Records.....53
 Team Records54
 Arkansas at the SEC Tournament.....55
 Honors and Awards 56-57
 All-Time Rosters..... 58-59
 Razorback Soccer History 60-61
 Razorback Field Records.....62

OPPONENTS

2011 Opponents.....64
 All-Time SEC Series Results.....65
 All-Time Series Records 66-67
 Razorback Stadium 68-69
 Southeastern Conference.....70

2011 ARKANSAS QUICK FACTS

General Information

Location:	Fayetteville, Ark.
Founded:	March 27, 1871
Enrollment:	21,406
Colors:	Cardinal and White
Nickname:	Razorbacks
Conference:	Southeastern (West)
ISSA:	Central Region
Affiliation:	NCAA Division I
President:	Dr. B. Alan Sugg
Chancellor:	Dr. G. David Gearhart
System President:	Dr. B. Alan Sugg
Vice Chancellor and Director of Athletics:	Jeff Long
Faculty Rep:	Sharon Hunt
Associate Vice Chancellor and Exec. Assoc. AD:	Bev Lewis
Sport Admin.:	Jon Fagg

Program History

Inaugural Season:	1986
All-Time Record:	182-247-31 (.429) (25 years)
SEC Record:	43-102-13 (.313) (17 years)
Last Postseason:	2000
Result:	L, 4-1 (Florida)

Team Information

2010 Record	5-11-3
2010 SEC Record	2-7-2
2010 SEC Finish	5th, SEC West

2011 Preview

Letterwinners R/L:	15/12
Other Returnees:	4
Starters R/L:	5/6
Newcomers:	15

Starters Returning:

F Allie Chandler,
 M Jessie Givens,
 D Jenn Fryrear,
 D Melanie
 Foncham,
 D Kailey Anders

Coaching Staff

Head Coach:	Erin Aubry
Alma Mater:	Northwestern, 1998
Career Record:	41-56-16 (.434) (6 Years)
Record at Arkansas:	13-18-7 (.461) (2 Years)
Assistant Coach:	Christine Liberto
Assistant Coach:	Vanessa Phillips Bosshart

2011 SCHEDULE

DATE	OPPONENT	SITE	TIME
Aug. 13	OKLAHOMA (exh.)	FAYETTEVILLE	7 p.m.
Aug. 19	SO. METHODIST	FAYETTEVILLE	7 p.m.
Aug. 21	at Kansas	Lawrence, Kan.	1 p.m.
Aug. 28	OKLAHOMA ST.	FAYETTEVILLE	1 p.m.
Sept. 2	Nebraska	Lincoln, Neb.	7 p.m.
Sept. 6	MISSOURI ST.	FAYETTEVILLE	7 p.m.
Sept. 16	vs. Air Force	Colorado Springs, Col.	8:30 p.m.
Sept. 18	at Colorado Coll.	Colorado Springs, Col.	2 p.m.
Sept. 23	OLE MISS* (CST TV)	FAYETTEVILLE	7 p.m.
Sept. 25	MISSISSIPPI ST.*	FAYETTEVILLE	1 p.m.
Sept. 30	GEORGIA* (FSN TV)	FAYETTEVILLE	7 p.m.
Oct. 2	TENNESSEE*	FAYETTEVILLE	1 p.m.
Oct. 7	at Kentucky*	Lexington, Ky.	6 p.m.
Oct. 9	at Vanderbilt*	Nashville, Tenn.	1 p.m.
Oct. 14	at Alabama* (FSN TV)	Tuscaloosa, Ala.	7 p.m.
Oct. 16	at Auburn*	Auburn, Ala.	1 p.m.
Oct. 20	FLORIDA*	FAYETTEVILLE	7 p.m.
Oct. 23	at South Carolina*	Columbia, S.C.	2 p.m.
Oct. 28	LSU*	FAYETTEVILLE	7 p.m.
Nov. 2-6	SEC Tournament	Orange Beach, Ala.	TBA
Nov.11-13	NCAA 1st/2nd Rnd	TBA	TBA
Nov. 19	NCAA 3rd Rnd	TBA	TBA
Nov. 26	NCAA 4th Rnd	TBA	TBA
Dec. 2-4	NCAA College Cup	Kennesaw, Ga.	TBA

* Southeastern Conference Match

Home Matches in all caps and WHITE

All times Central and subject to change

ALL HOME MATCHES PLAYED AT RAZORBACK FIELD
 FOR TICKETS, CALL 1-800-982-HOGS (4647)
 ON TWITTER @ARKRAZORBACKS

ARKANSASRAZORBACKS.COM

Arkansas Athletic Media Relations

Office:.....(479) 575-2751
 Assoc. Media Relations Director/Soccer ContactRobby Edwards
 Office:.....(479) 575-2752
 Cell:.....(479) 530-4680
 Fax:.....(479) 575-7481
 E-Mail: robbye@uark.edu
 Web Site: ArkansasRazorbacks.com

Mailing Address

Arkansas Media Relations
 PO Box 7777
 Fayetteville, AR 72702

Overnight Address

Arkansas Media Relations
 131 Barnhill Arena
 Fayetteville, AR 72701

Credentials: For the 2011-12 academic year, beat reporters and staff will be issued a year-long credentials allowing entry to Razorback soccer events. Visiting media or single-game credentials may be obtained by contacting a member of the Arkansas Media Relations staff prior to game time. Credentials may be picked up at the ticket office at Razorback Field.

Photographers: Photography credentials must be obtained prior to game time by contacting a member of the Arkansas Media Re-

lations staff. Photographers must keep a safe distance behind the touchlines and goal lines. We also ask photographers to remain at least 10 yards away from either end of both the home and visitor benches.

Postgame Interviews: Head coach Erin Aubry and requested players are available within 10 minutes of the conclusion of each match. Requests should be made to a member of the Arkansas Media Relations staff. Postgame interviews will be held on the field.

Game Services: Arkansas' press box is located on the south end of the grandstand at Razorback Field. Members of the media may obtain game notes and stats in the press box. Phone lines are also available. Phone lines have access to local lines and 800-numbers only. Both wired and wireless Internet access are available in the press box.

Media Guide Credits: The 2011 University of Arkansas soccer media guide was written by Robby Edwards, associate media relations director, and designed by intern Andrew Reynolds. Photography provided by Wesley Hitt and the Athletic Media Relations archive.

2011 Razorback Soccer Roster

No.	Name	Pos.	Ht.	Year	Exp.	Hometown (Previous)
0	Kelly Roliard	GK	5-10	FR	HS	Spring, Texas (Klein HS)
1	Beth Stratton	M	5-6	FR	HS	Friendswood, Texas (Clear Brook HS)
2	Allie Tripp	F	5-11	FR	HS	Carrollton, Texas (Creekview HS)
3	Margo Davis	M	5-3	FR	RS	Cleveland, Ohio (West Geauga HS)
4	Kendal Winston	GK	5-3	SR	1L	McKinney, Texas (McKinney HS)
5	Tyler Allen	D/M	5-7	FR	HS	Plano, Texas (Trinity Christian Acad.)
6	Sam Wolf	D	5-7	FR	HS	Plano, Texas (Plano West HS)
7	Jessie Givens	M	5-8	SO	1L	Rockwall, Texas (Rockwall HS)
8	Allie Chandler	F	5-3	JR	2L	Mesquite, Texas (Poteet HS)
9	Emily Lillard	GK	5-11	FR	HS	Overland Park, Kan. (Blue Valley NW HS)
10	Haley Pratt	M	5-5	FR	HS	Plano, Texas (Plano West HS)
11	Kendall Jordan	M/F	5-6	FR	HS	Tomball, Texas (Tomball HS)
12	Chelsea Tidwell	M	5-3	SR	2L	Oxford, Miss. (Oxford HS/Winthrop)
13	Callie Authier	D/M	5-4	SO	1L	Anchorage, Alaska (Service HS)
14	Melanie Foncham	D	5-6	SO	1L	Plano, Texas (Plano East HS/Texas)
15	Yvonne DesJarlais	F	5-7	SO	1L	Anchorage, Alaska (Service HS)
16	Jeri Ann Okoro	F	5-2	FR	HS	DeSoto, Texas (DeSoto HS)
17	Cori Parkins	F	5-6	FR	HS	Broken Arrow, Okla. (Broken Arrow HS)
18	Kaylyn Cooper	D	5-2	FR	HS	Parker, Colo. (Chaparral HS)
19	Courtney Williams	M	5-2	FR	HS	Broken Arrow, Okla. (Broken Arrow HS)
20	Alex Starrett	M	5-6	FR	RS	Tulsa, Okla. (Bishop Kelly HS)
21	Bethany Labac	F/M	5-6	SO	1L	Rowlett, Texas (Rowlett HS)
22	Kailey Anders	D	5-7	SR	3L	Allen, Texas (Allen HS)
23	Maddee Loughlin	D/M	5-4	FR	HS	Tulsa, Okla. (Union HS)
24	Andrea Carlson	M	5-5	JR	1L	Tulsa, Okla. (Jenks HS/Okla. St.)
25	Daniella O' Shea	F	5-3	JR	1L	Marietta, Ga. (Lassiter HS)
26	Hailey Pescatore	D	5-6	FR	HS	Allen, Texas (Allen HS)
27	Taylor Green	M	5-4	SO	1L	Roswell, Ga. (Blessed Trinity HS)
28	Margaret Power	D	5-9	FR	HS	Bentonville, Ark. (Bentonville HS)
29	Brittany Hudson	GK	5-7	JR	1L	Little Rock, Ark. (Central HS)
30	Lauren Locklear	M/D	5-7	FR	RS	Fairview, Texas (Lovejoy HS)
31	Evan Palmer	D	5-7	SO	1L	Overland Park, Kan. (Blue Valley HS)
32	Jenn Fryrear	D	5-5	SO	1L	St. Louis, Mo. (St. Joseph's Acad.)

Head Coach: Erin Aubry (Northwestern, 1998)

Assistant Coaches: Christine Liberto (Ole Miss, 2007), Vanessa Phillips Bosshart (Tennessee, 2006)

Pronunciation Guide

Callie Authier	O-t-a	Bethany Labac	La-back
Yvonne DesJarlais	E-von Day-jar-lay	Emily Lillard	Lil-ard
Melanie Foncham	Fon-sham	Kelly Roliard	Roll-e-ard
Jenn Fryrear	Fryer		

Alphabetically

- 5, Tyler Allen
- 22, Kailey Anders
- 13, Callie Authier
- 24, Andrea Carlson
- 8, Allie Chandler
- 18, Kaylyn Cooper
- 3, Margo Davis
- 15, Yvonne DesJarlais
- 14, Melanie Foncham
- 32, Jenn Fryrear
- 7, Jessie Givens
- 27, Taylor Green
- 29, Brittany Hudson
- 11, Kendall Jordan
- 21, Bethany Labac
- 9, Emily Lillard
- 23, Maddee Loughlin
- 30, Lauren Locklear
- 25, Daniella O' Shea
- 16, Jeri Ann Okoro
- 31, Evan Palmer
- 17, Cori Parkins
- 26, Hailey Pescatore
- 28, Margaret Power
- 10, Haley Pratt
- 0, Kelly Roliard
- 1, Beth Stratton
- 12, Chelsea Tidwell
- 2, Allie Tripp
- 20, Alex Starrett
- 19, Courtney Williams
- 4, Kendal Winston
- 6, Sam Wolf

BY CLASS

- Seniors - 3
- Juniors - 4
- Sophomores - 8
- Freshmen - 18

Headshot Roster



0 Kelly Roliard
GK • 5-10 • Fr.
Spring, Texas



1 Beth Stratton
M • 5-6 • Fr.
Friendswood, Texas



2 Allie Tripp
F • 5-11 • Fr.
Carrollton, Texas



3 Margo Davis
M • 5-3 • RS Fr.
Cleveland, Ohio



4 Kendal Winston
GK • 5-3 • Sr.
McKinney, Texas



5 Tyler Allen
D/M • 5-7 • Fr.
Plano, Texas



6 Sam Wolf
D • 5-7 • Fr.
Plano, Texas



7 Jessie Givens
M • 5-8 • So.
Rockwall, Texas



8 Allie Chandler
F • 5-3 • Jr.
Mesquite, Texas



9 Emily Lillard
GK • 5-11 • Fr.
Overland Park, Kan.



10 Haley Pratt
M • 5-5 • Fr.
Plano, Texas



11 Kendall Jordan
M/F • 5-6 • Fr.
Tomball, Texas



12 Chelsea Tidwell
M • 5-3 • Sr.
Oxford, Miss.



13 Callie Authier
D/M • 5-4 • So.
Anchorage, Alaska



14 Melanie Foncham
D • 5-6 • So.
Plano, Texas



15 Yvonne DesJarlais
F • 5-7 • So.
Anchorage, Alaska



16 Jeri Ann Okoro
F • 5-2 • Fr.
DeSoto, Texas



17 Cori Parkins
F • 5-6 • Fr.
Broken Arrow, Okla.



18 Kaylyn Cooper
D • 5-2 • Fr.
Parker, Colo.



19 Courtney Williams
M • 5-2 • Fr.
Broken Arrow, Okla.



20 Alex Starrett
M • 5-6 • RS Fr.
Tulsa, Okla.



21 Bethany Labac
F/M • 5-6 • So.
Rowlett, Texas



22 Kailey Anders
D • 5-7 • Sr.
Allen, Texas



23 Maddee Loughlin
D/M • 5-4 • Fr.
Tulsa, Okla.



24 Andrea Carlson
M • 5-5 • Jr.
Tulsa, Okla.



25 Daniella O'Shea
F • 5-3 • Jr.
Marietta, Ga.



26 Hailey Pescatore
D • 5-6 • Fr.
Allen, Texas



27 Taylor Green
M • 5-4 • So.
Roswell, Ga.



28 Margaret Power
D • 5-9 • Fr.
Bentonville, Ark.



29 Brittany Hudson
GK • 5-7 • Jr.
Little Rock, Ark.



30 Lauren Locklear
M/D • 5-7 • RS Fr.
Fairview, Texas



31 Evan Palmer
D • 5-7 • So.
Overland Park, Kan.



32 Jenn Fryrear
D • 5-5 • So.
St. Louis, Mo.




Erin Aubry
Head Coach
3rd Season



Christine Liberto
Assistant Coach
3rd Season



Vanessa Phillips Bosshart
Assistant Coach
2nd Season



THE RAZORBACKS

2011 Pre-Season Notes

Five Starters Back

Head coach Erin Aubry returns five regulars from last year's starting lineup, including three of the four defenders. The returning starters are junior forward Allie Chandler, sophomore midfielder Jessie Givens, senior defender Kailey Anders, sophomore defender Melanie Foncham and sophomore defender Jenn Fryrear.

Chandler played in 16 games with 14 starts, Givens all 19 games with 14 starts and Fryrear 17 games with 15 starts.

Anders and Foncham were two of only three Razorbacks to start all 19 games, joining departing senior defender Beth McVean.

Letterwinners Returning

Arkansas returns five starters and lost six from last year. The Razorbacks lost 12 letterwinners, but return 15.

Joining returning starters Allie Chandler, Jessie Givens, Kailey Anders, Melanie Foncham and Jenn Fryrear as returning letterwinners are senior Chelsea Tidwell, sophomore Callie Authier, sophomore Yvonne DesJarlais, sophomore Bethany Labac, junior Andrea Carlson, junior Daniella O'Shea, sophomore Taylor Green, junior Brittany Hudson, sophomore Evan Palmer and senior Kendal Winston.

Of the 15 returning letterwinners, 10 played in 12 or more games.

Other returnees are redshirt freshmen Margo Davis, Lauren Locklear and Alex Starrett.



Kailey Anders enters her senior season with 40 career starts.



Sophomore Jessie Givens is one of the 10 returning letterwinners who played in at least 12 games.

All-SEC Returnees

Arkansas has had four players earn All-Southeastern Conference honors the last two years, two in each season. Two of those honorees are back in 2011.

Junior forward Allie Chandler was named to the league's all-freshman team in 2009 and sophomore defender Melanie Foncham was named to the freshman squad last year.



Allie Chandler was an SEC All-Freshman selection in 2009.

Shots On Goal Percentage Leaders

Among players with 10 or more shot attempts, the leaders in shots on goal percentage were Yvonne DesJarlais at .700 (7-10), Erin Moskos at .643 (9-14), Ally Atkins at .565 (13-23), Laurel Pastor at .556 (30-54) and Kelsey Allison at .375 (15-40).

DesJarlais returns for her sophomore season. She saw action in 17 games a year ago with five starts.

Key Injuries

Head coach Erin Aubry was forced to deal with injury issues late in the season. Forward Allie Chandler, who had played in all 16 games with 14 starts and was second on the team with four goals and third with 10 points, missed the last four games with an injury. Midfielder Rachel Carlson, who had played in 13 games with 10 starts, missed the last six games.

In addition, in the season finale at LSU, midfielder Kelsey Allison and defender Beth McVean were both knocked out of the game with injuries while goalkeeper Britni Williams was questionable going into the contest, but started and went the distance.

Top Returnees

Junior forward Allie Chandler is the top returnee with four goals, two assists and 10 points last year. In 2010, she was third with 10 points, second with four goals and tied for second with two assists. She was first with two game-winning goals and 57 shots, and second with 18 shots on goal.

Sophomore Taylor Green is the second top returnee with two goals and four points, and is third with 11 shots and fourth with four shots on goal. Last year, she was fifth in goals and points, seventh in shots and eighth in shots on goal.

Sophomore Yvonne DesJarlais is third among return-



Sophomore Yvonne DesJarlais led the team last year with a .700 shots on goal percentage.

ees with one goal and two points, fourth with 10 shots and second with seven shots on goal.

Junior Andrea Carlson was ninth with 10 shots and 10th with three shots on goal. Among returnees, she ranks fifth in shots and sixth in shots on goal.

Sophomore Jessie Givens was 10th with nine shots and ninth with four shots on goal, but among returnees, she is sixth in shots and fifth in shots on goal.

In SEC play, Chandler is the top returnee with three goals, one assist and seven points. She's also first with 33 shots, nine shots on goal and one game-winning goal.

Green is second with two goals and four points, and third with three shots on goal. She was fifth in points, third in goals and seventh in shots on goal last year.

DesJarlais is third among returnees with one goal, two points and six shots, and second with three shots on goal. Last year, she was sixth with one goal and two points, and seventh with six shots and three shots on goal.

Anders is second among returnees with eight shots and fourth with two shots on goal. Last year, she was fifth in shots and eighth in shots on goal.

Home Games

Arkansas will spend considerable more time at home on Razorback Field this season as compared to 2010.

Last year, Arkansas played just seven home games. This year, the Razorbacks play in Fayetteville 10 times.

Home games include Oklahoma on Aug. 13, SMU on Aug. 19, Oklahoma State Aug. 28, Missouri State Sept. 6, Ole Miss Sept. 23, Mississippi State Sept. 25, Georgia Sept. 30, Tennessee Oct. 2, Florida Oct. 20 and LSU Oct. 28.

Making The Grade

In each of the last two years, 16 Razorback student-athletes have been named to the SEC Academic Honor Roll. For 2010, Arkansas was represented by Kelsey Allison, Kailey Anders, Sam Bolton, Allie Chandler, Camille Flores, Lauren Hallauer, Anna Heintz, Brittany Hudson, Beth McVean, Erin Moskos, Kelly O'Connor, Daniella O'Shea, Laurel Pastor, Chelsea Tidwell, Britni Williams and Kendal Winston.

Opponent Notes

Four of Arkansas' first five games of the season are against members of the Big 12 Conference - Oklahoma, Kansas, Oklahoma State and Nebraska. The other is against SMU of Conference USA.

The Razorbacks travel to Colorado Springs, Colo., for a pair of games against Air Force on Sept. 16 and Colorado College on Sept. 18. CC is also a member of Conference USA.


The best 2010 record for opponents on the 2011 schedule belongs to Oklahoma State at 20-4-2. Florida was 19-2-3, South Carolina 15-6-4, Nebraska 13-7-1, Oklahoma 12-8-3 and Georgia 11-6-4.

Of the 19 opponents on the schedule, 11 had winning records and two others were .500. Ten won 10 or more games.



Kendal Winston (top) and Brittany Hudson (left) are two of the 16 Razorback student-athletes who earned SEC Academic Honor Roll honors in 2010.

The Razorbacks



D
5-7
SENIOR
ALLEN, TEXAS
ALLEN HS

KAILEY
ANDERS 22

2010: Kailey Anders, Beth McVean and Melanie Foncham were the only non-goal keepers to start all 19 games. She's started every game the last two years, the only Razorback to do so. Her 1,739 minutes ranked second on the team to Foncham's 1,784, but counting overtime minutes, still averaged more than 91 minutes per game. Anders took 13 shots with four on goal for a .308 shots on goal percentage. She helped Arkansas record six shutouts, including the 0-0 double-overtime tie at No. 17 Georgia, which is just the second non-loss in 27 all-time meetings with ranked teams. Anders was named to the College Sports Information Directors of America Capital One Academic All-District VI second team with a cumulative 3.82 grade point average in communicative disorders. Anders was also named to the 2010 SEC Academic Honor Roll and to UA's Academic Champions honor roll list for recording a perfect 4.0 semester GPA.

2009: Anders, Kelly O'Connor and Kim Schleif were the only Razorbacks to start all 19 games. Her 1,686 minutes ranked fourth on the team. She was named the SEC Defensive Player of the Week on Aug. 24 and on Aug. 25 named to the Soccer America Women's Team of the Week following the season-opening 2-0 victory at Michigan. Anders had one goal for the year, took nine shots and had five shots on goal. Her goal was the game-winner at Michigan. In SEC play, she was second on the team only to keeper Britni Williams with 1,005 minutes, took three shots and had two on goal. Anders was the only non-keeper to play 1,000 minutes. She helped Arkansas set school records with 10 shutouts, four SEC shutouts and a 0.80 goals against average, and record consecutive winning seasons for the first time in program history.

2008: Anders saw action in 18 games during her freshman season, including a pair of starts in conference play at Mississippi State and LSU. She finished the year tied for the team lead with four assists. Her first helper came in the 28th minute of Arkansas' 4-0 win over Jacksonville State. She posted a two-assist effort, the first of her career, against Western Michigan and added another assist against Nicholls State at the Razorback Invitational. Anders scored her first career goal on a 25-yard rocket against South Carolina. In the season finale against LSU, in which she played a season-high 65 minutes, she scored her second goal in as many games when she re-directed a corner kick into the back of the Tiger net. Away from the field, she earned a spot on the 2009 SEC Freshman Academic Honor Roll.



Club: Along with former Razorback teammate Nikki Crocco, Anders was a member of the Dallas Sting '90, formerly the Dallas Texans Red '90. The team won the Texas State Cup, the U18 Region I championship and advanced to the finals of the 2008 U.S. Youth Soccer National Championships. The club team also appeared in the U17 national championship game the year before.

Allen HS: During her senior season, Anders was a first-team all-district selection. She helped lead Allen to regional appearances from 2006-08.

Personal: Born Dec. 31, 1989, she is the daughter of Ken and Vickie Anders. She has three siblings, Kara, Kyle and Kennedy, and is a communication disorders major.

	GP-GS	G	A	Pts	Shots	Shot%	SOG	SOG%	GW	PK-Att
2008	18-2	2	4	8	10	.200	6	.600	0	0-0
2009	19-19	1	0	2	9	.111	5	.556	1	0-0
2010	19-19	0	0	0	13	.000	4	.308	0	0-1
TOTAL	56-40	3	4	10	32	.094	15	.469	1	0-1



2010: Chelsea Tidwell lettered for the second time after earning time in seven games and playing 142 minutes. She saw action against Miami, Florida Gulf Coast, Missouri, Missouri State, St. Mary's, Florida State and Alabama. Tidwell took two shots with one on goal for a .500 shots on goal percentage. She helped the Razorbacks record six shutouts for the year. Tidwell was named to the 2010 SEC Academic Honor Roll and was named to UA's Athletic Director's List.

2009: In her first year with the Razorbacks, Tidwell played in 11 games, made one start and played a total of 218 minutes, but she tied for fifth on the club with three points. Tidwell had one goal, one assist and took four shots with two on goal. She tied for 17th in games played and was 19th in minutes. In conference play, she appeared in four games, played 104 minutes, but was fifth with one point on an assist. She was 19th in games played and 18th in minutes. Her goal came in the season-opening 2-0 victory at Michigan. Her assist came on Sophie Wentz's game-winning goal in the 2-0 victory at Vanderbilt. Tidwell helped Arkansas set school records with 10 shutouts, four SEC shutouts and a 0.80 goals against average, and record consecutive winning seasons for the first time in program history.

2008 (at Winthrop): As a freshman, Tidwell was Winthrop's second-leading scorer with nine points on four goals and an assist. Her four-goal total tied for the team lead. She appeared in 16 games in 2008 for the Eagles. Tidwell earned a spot on the Carolina's Border Classic All-Tournament and Big South All-Freshman teams.

ODP: Tidwell was a two-time member of the ODP in Mississippi and also participated in the program in the state of Tennessee.

Club: A member of the GSC Fury Premier club team, Tidwell helped lead the squad to two appearances in the state finals.



Oxford HS: During her four-year prep career, she helped the soccer team to four district championships. A two-sport athlete, Tidwell also lettered as a member of the tennis team.

Personal: Born Sept. 24, 1989, she is the daughter of Joe and Karen Tidwell, and has a twin sister, Maggie. She is majoring in nutrition.

	GP-GS	G	A	Pts	Shots	Shot%	SOG	SOG%	GW	PK-Att
2009	11-1	1	1	3	4	.250	2	.500	0	0-0
2010	7-0	0	0	0	2	.000	1	.500	0	0-0
TOTAL	18-1	1	1	3	6	.167	3	.500	0	0-0

The Razorbacks



2010: Kendal Winston did not see any game action, but worked out with other goalkeepers Britni Williams and Brittany Hudson. She was named to the 2010 SEC Academic Honor Roll and also to UA's Athletic Director's List.

2009: Winston opened the season in goal at Michigan. She played the entire first half and recorded a shutout to get the win as Arkansas led 1-0 at the break in the 2-0 victory. The win was the first of her career. Winston had three saves in her 45 minutes. She helped Arkansas set school records with 10 shutouts and a 0.80 goals against average, and record consecutive winning seasons for the first time in program history. She was a member of the 2009 SEC Fall Academic Honor Roll.

2008: Winston made her first career appearance in the Razorbacks' victory over Nicholls State. She was inserted into the lineup to begin the second half and helped preserve Arkansas' shutout victory. Winston made two saves on the two shots on goals she faced against the Colonels. In the classroom, she was a member of the 2009 SEC Freshman Academic Honor Roll.

Club: Winston was a member of the three-time State Cup champion D'Feeters club team out of North Texas.

McKinney HS: During her freshman year, Winston was on the Texas state championship team at McKinney HS. She was named the district Newcomer of the Year during her sophomore season. She was also named a first-team all-district performer three times (2006-08).

Personal: Born Nov. 10, 1989, she is the daughter of Bob and Kim Winston. She has two older sisters, Rachel and Erika. Winston is majoring in communication.

	GP-GS	Minutes	GA	GAA	Saves	Save%	W	L	T	Sho
2008	1-0	45:00	0	0.00	2	1.000	0	0	0	0
2009	1-1	45:00	0	0.00	3	1.000	1	0	0	0
2010	DNP									
TOTAL	2-1	90:00	0	0.000	5	1.000	1	0	0	0



MF
5-5
JUNIOR
TULSA, OKLA.
JENKS HS

ANDREA
CARLSON 24

2010: In her first year with the Razorbacks, Andrea Carlson was able to play with sister, departed senior Rachel Carlson. Andrea appeared in 12 games, playing 362 minutes. She earned time against Florida International, Stephen F. Austin, Miami, Florida Gulf Coast, Missouri, Missouri State, Florida State, Vanderbilt, Mississippi State, Ole Miss, Florida and LSU. She took 10 shots with three on goal for a .300 shots on goal percentage. She attempted one penalty kick on the year, in the 1-0 win over Miami. Carlson helped the Razorbacks record six shutouts.

OSU: At Oklahoma State in 2009, Andrea Carlson helped the Cowgirls go 15-7-2, win the Big 12 Conference tournament championship and advance to the second round of the NCAA Tournament. OSU beat No. 17 Kansas during the regular season, No. 21 Southern California in the first round of the NCAA Tournament in a penalty kick shootout and lost to No. 11 Santa Clara in the second round in a shootout. Carlson played in 13 games. She had one goal and one assist for three points. She took five shots for the season, all on goal.

ODP: She was a member of Oklahoma's ODP state team from 2003-08.

Club: Carlson was a member of the Tulsa Soccer Club and later the Hurricane Futbol Club. She helped the Hurricane Futbol Club win five state championships with a trip to the USYSA Region III finals in 2007, and a spot in the quarterfinals in 2006, 2008 and 2009.

Jenks HS: She helped Jenks win Class 6A state championships as a freshman in 2006 and as a senior in 2009. JHS reached the quarterfinals in 2007 and 2008. She was an all-state selection as a senior.

Personal: Born Aug. 14, 1991, she is the daughter of Jeff and Nan Carlson. She is majoring in marketing. Her father played football at the University of Montana.

	GP-GS	G	A	Pts	Shots	Shot%	SOG	SOG%	GW	PK-Att
2010	12-0	0	0	0	10	.000	3	.300	0	0-1
TOTAL	12-0	0	0	0	10	.000	3	.300	0	0-1

The Razorbacks



F
5-3
JUNIOR
MESQUITE, TEXAS
POTEET HS

ALLIE
CHANDLER 8

2010: Allie Chandler was named by TopDrawerSoccer.com as one of the top five SEC sophomores to watch entering last season. She missed the last three games with an injury, but played in 16 with 14 starts, and finished second on the team with four goals, tied for second with two assists and third with 10 points. In her last three games of the year, she had two points against Kentucky, four against Mississippi State and one against Ole Miss. She had a team-high 57 shots with 18 on goal for a .316 percentage. She had two game-winners, against Florida International in the season-opener and against Mississippi State. Chandler was also one-for-one on penalty kicks, in the 2-0 win over Kentucky. She had assists against Stephen F. Austin and Ole Miss. She had highs of nine shots against Vanderbilt and seven against MSU, and three shots on goal against MSU, Vanderbilt and Florida Gulf Coast. She had two goals against MSU for four points, which ties for 15th on UA's all-time goals scored list. Her nine shots against Vanderbilt tie for 10th. In SEC play only, her four points against MSU tie for sixth, two goals tie for fifth and nine shots against VU tie for seventh. Chandler helped Arkansas improve its SEC scoring from five goals in 2009 to 17 in 2010. She also helped the Razorbacks record six shutouts, including

the 0-0 double-overtime tie at No. 17 Georgia, which is just the second non-loss in 27 all-time meetings with ranked teams. Chandler was named to the 2010 SEC Academic Honor Roll as well as UA's Academic Champions List for a perfect 4.0 grade point average.

2009: Chandler was an SEC All-Freshman selection. Chandler played all 19 games with 14 starts. She led the team with five goals, 12 points, 71 shots and 34 shots on goal. She was eighth with 1,167 minutes and fourth with two assists. In SEC play, she was second to Sophie Wentz with four points, tied for first with two goals, and first with 57 shots and 29 shots on goal. Chandler played in 11 games with nine starts. Her 789 minutes were fifth on the team. Her first goal came in her first start and it was the game-winner in the 2-0 victory over Missouri State. She also had goals against Stephen F. Austin, Florida Atlantic, Auburn and Vanderbilt. She had two assists in the 3-0 win over Oral Roberts. Chandler tied for fifth in the SEC in shots and shots per game (3.74). In SEC play only, she was second in shots and shots per game (5.18). Chandler helped Arkansas set school records with 10 shutouts, four SEC shutouts and a 0.80 goals against average, and record consecutive winning seasons for the first time in program history.

ODP: Chandler was a member of the Olympic Development regional team in 2005.

Club: Chandler played for the Dallas Texans club team, that later changed its name to Sting. During her time with the club, Chandler helped the team to three Region III appearances, including a national final appearance with the U15/16 team. Her U17/18 club was Premier League champions.

Poteet HS: A three-time first-team all-district selection, Chandler helped lead her team to three appearances in the regional quarterfinals. As a sophomore, she was the District 15-4A Offensive MVP and a first-team all-region performer. She repeated the all-region recognition the following season. Chandler totaled more than 80 goals and 50 assists during her four-year prep career, including bests of 26 goals as a junior and 19 assists as a sophomore.

Personal: Born March 5, 1991, she is the daughter of Rodney Chandler and Shelley Carr, and has a younger brother, Brandon. She is majoring in communication disorders.

	GP-GS	G	A	Pts	Shots	Shot%	SOG	SOG%	GW	PK-Att
2009	19-14	5	2	12	71	.070	34	.479	1	0-0
2010	16-14	4	2	10	57	.070	18	.316	2	1-1
TOTAL	35-28	9	4	22	128	.070	52	.406	3	1-1



GK
5-7
JUNIOR
LITTLE ROCK, ARK.
CENTRAL HS

BRITTANY
HUDSON 29

2010: In the first game action of her career, Brittany Hudson came off the bench for the second half at Missouri State and got the win in a 2-1 overtime victory. Hudson played 52 minutes, 17 seconds, including overtime, and had a second-half shutout with three saves. The win improved the Razorbacks to 3-3 at that point in the season. She was named to the 2010 SEC Academic Honor Roll. Hudson was also named to UA's Athletic Director's List.

2009: With Britni Williams and Kendal Winston ahead of her, Hudson did not see any game action, but Hudson worked with the keepers in practice. She was a member of the 2009 SEC Fall Academic Honor Roll.

2008: Hudson redshirted during the 2008 season.

ODP: Hudson was a two-time member of the Arkansas state pool.

Club: Hudson played for the Little Rock FC '90 team coached by Tad Bohannon, and she helped the squad to 2007 and 2008 state titles.

Central HS: In 2007, Central advanced to the state championship game and Hudson was an all-conference defensive unit selection. She finished her high school career being named to the 2008 East All-Star team.

Personal: Born Feb. 19, 1990, she is the daughter of Dennis and Teresa Hudson and has a younger sister, Rebecca. At Arkansas, Hudson is enrolled in the pre-med program as a biology major.

	GP-GS	Minutes	GA	GAA	Saves	Save%	W	L	T	Sho
2010	1-0	52:17	0	0.00	3	1.000	1	0	0	0
TOTAL	1-0	52:17	0	0.00	3	1.000	1	0	0	0



F
5-3
JUNIOR
MARIETTA, GA.
LASSITER HS

DANIELLA
O'SHEA 25

2010: Daniella O'Shea lettered for the first time after playing 236 minutes in 12 games, including the final five contests of the year. She took the field against Florida International, Miami, Florida Gulf Coast, Missouri State, Florida State, Georgia, Alabama, Mississippi State, Ole Miss, South Carolina, Florida and LSU. She took two shots with one on goal for a .500 shots on goal percentage. O'Shea helped the Razorbacks record six shutouts, including the 0-0 double-overtime tie at No. 17 Georgia, which is just the second non-loss in 27 all-time meetings with ranked teams. She was named to the 2010 SEC Academic Honor Roll and was named to UA's Razorback Honor Roll List.

2009: O'Shea did not appear in any games. She was a member of the 2009 SEC Fall Academic Honor Roll.

2008: O'Shea redshirted during the 2008 season, but excelled in the classroom as a member of the 2009 SEC Freshman Academic Honor Roll.

Lassiter HS: O'Shea was a four-time letter winner. During her senior season, she was named the team's MVP and Best Offensive Player.

Personal: Born Feb. 22, 1990, she is the daughter of Jim and Olivia O'Shea. She has a younger sister, Siobhan, and is majoring in communication.

	GP-GS	G	A	Pts	Shots	Shot%	SOG	SOG%	GW	PK-Att
2010	12-0	0	0	0	2	.000	1	.500	0	0-0
TOTAL	12-0	0	0	0	2	.000	1	.500	0	0-0



2010: Callie Authier lettered as a true freshman, seeing action in five games and playing 51 minutes. She earned minutes in four of the final six games of the year. Authier was on the field against Stephen F. Austin, Kentucky, Mississippi State, Ole Miss and Florida. She did not have any shot attempts, but she helped the Razorbacks record six shutouts. She was named to UA's Academic Champions List for posting a perfect 4.0 grade point average.

ODP: Authier was a member of the Alaska Olympic Development team in 2007 and 2008, and attended the Region IV camp.

Club: Authier played for Cook Inlet Soccer Club in Anchorage, Alaska. She helped her team win state championships in 2007 and 2008. In 2008, CISC was a Vegas Coaches Classic finalist and in 2009 a Disney Showcase semifinalist. She was named to the Alaska state team in 2007 and 2008.

Service HS: She led Service High School to state titles in 2008 and 2009. The 2009 team earned a No. 47 national ranking by ESPNRise. She was her team's MVP after leading Service to a 22-0-1 record. One of her teammates was fellow Razorback Yvonne Desjarlais.

Personal: Born April 14, 1992, she is the daughter of Brad and Erin Authier. Her sister Tarah plays soccer at Portland State and was her team's offensive MVP in 2007, and her mother was a skier at Western Colorado. She is majoring in nursing.



	GP-GS	G	A	Pts	Shots	Shot%	SOG	SOG%	GW	PK-Att
2010	5-0	0	0	0	0	.000	0	.000	0	0-0
TOTAL	5-0	0	0	0	0	.000	0	.000	0	0-0

The Razorbacks



2010: Yvonne Desjarlais made a big impact as a true freshman. She played in 17 games with five starts against Miami, Missouri, Missouri State, Florida and LSU. The only games she missed were Florida State and Vanderbilt. She had one goal and two points for the year. Her goal came on her only shot attempt in the win over Mississippi State. She took 10 shots with seven on goal to lead the team with a .700 shots on goal percentage. She tied for sixth on the team with her one goal last year, but among the returnees, she is third. Desjarlais also helped the Razorbacks record six shutouts, including the 0-0 double-overtime tie at No. 17 Georgia, which is just the second non-loss in 27 all-time meetings with ranked teams. For her efforts in the classroom, she was named to UA's Razorback Honor Roll List.

ODP: Desjarlais played for the Alaska Olympic Development team for three years.

Club: She played for Cook Inlet SC. She helped CISC win state titles in 2007 and 2008. In 2008, CISC was a Vegas Coaches Classic finalist and in 2009 a Disney Showcase semifinalist. She earned club level all-state honors three times.

Service HS: An ESPNRISE honorable mention All-American, Desjarlais prepped at Service High School. She is Service's second all-time leading scorer. She had 19 goals and 25 assists in 2009. She ended her career with 68 goals, 77 assists and 213 points. Desjarlais was second-team all-conference as a freshman, and first-team all-state and first-team all-conference as a sophomore and junior. Service was fourth in the state her freshman year, and won state titles the next two seasons. One of her teammates was fellow Razorback Callie Authier.

Personal: Born Jan. 12, 1992, she is the daughter of Eugene and May Desjarlais. She is majoring in business.



	GP-GS	G	A	Pts	Shots	Shot%	SOG	SOG%	GW	PK-Att
2010	17-5	1	0	2	10	.100	7	.700	0	0-0
TOTAL	17-5	1	0	2	10	.100	7	.700	0	0-0



2010: Melanie Foncham transferred to Arkansas for the 2010 season and made a huge impact as a freshman. Named to the SEC All-Freshman Team, she started all 19 games and played every minute of every contest. Foncham led the team with 1,784 minutes, including 74 minutes of overtime. She averaged almost 94 minutes per game. Foncham did not attempt any shots, but she helped the Razorbacks record six shutouts, including the 0-0 double-overtime tie at No. 17 Georgia, which is just the second non-loss in 27 all-time meetings with ranked teams.

Texas: Foncham was on the team at Texas in 2009 but did not appear in any games.

ODP: Foncham played with the Texas state Olympic Development team from 2004-09 and with the regional team from 2006-09. She was a member of the North Texas 91 USYS ODP national championship team in 2008.

Club: She played for the Dallas Sting 91, helping the U13/14 team win the state cup championship and the Disney Showcase championship. She helped the U15/16 squad win the Disney Showcase title, and advance to the finals of the state cup and regional tournament. She was a team captain from 2007-09.

Plano West HS: A team captain in 2008, she was the district Newcomer of the Year, Dallas Morning News Newcomer of the Year and Defensive MVP in 2007. She helped her team win the state title in 2007.

Personal: Born May 5, 1991, she is the daughter of Samuel and Stella Foncham. Her mother played professional volleyball in Cameroon, West Africa.

	GP-GS	G	A	Pts	Shots	Shot%	SOG	SOG%	GW	PK-Att
2010	19-19	0	0	0	0	.000	0	.000	0	0-0
TOTAL	19-19	0	0	0	0	.000	0	.000	0	0-0

The Razorbacks



D
5-5
SOPHOMORE
ST. LOUIS, MO.
ST. JOSEPH'S ACADEMY

JENN FRYREAR 32

2010: Jenn Fryrear made her presence felt in her true freshman season, playing in 17 games with 15 starts. The only games she missed were the first two against Florida International and Stephen F. Austin. Of her 17 appearances, the only games she didn't start were her first game against Miami and the South Carolina contest on Senior Night. Fryrear logged 1,541 minutes with highs of 110 against St. Mary's, Georgia and Ole Miss. She took two shot attempts on the year. Fryrear helped the Razorbacks record six shutouts, including the 0-0 double-overtime tie at No. 17 Georgia, which is just the second non-loss in 27 all-time meetings with ranked teams. Fryrear was named to UA's Athletic Director's List honor roll.

ODP: Fryrear played for the Missouri state Olympic Development team, which was a three-time participant in the Region II tournament.

Club: She played for St. Louis Scott Gallagher United and led Gallagher to three straight state championships (2004-06). In addition, her team reached the finals in 2003 and 2008. She was an all-state selection.

St. Joseph's Academy: She started at forward and midfielder as a freshman on a team finishing third in the state. She skipped her sophomore season to play in the Red Bull National League. Her junior year, St. Joseph's was ranked No. 1 in the nation in the preseason.

Personal: Born Aug. 11, 1991, she is the daughter of Jim and Stacie Fryrear. Her father played football at Arkansas. She is majoring in math.



	GP-GS	G	A	Pts	Shots	Shot%	SOG	SOG%	GW	PK-Att
<u>2010</u>	<u>17-15</u>	<u>0</u>	<u>0</u>	<u>0</u>	<u>2</u>	<u>.000</u>	<u>1</u>	<u>.500</u>	<u>0</u>	<u>0-0</u>
TOTAL	17-15	0	0	0	2	.000	1	.500	0	0-0



MF
5-8
SOPHOMORE
ROCKWALL, TEXAS
ROCKWALL HS

JESSIE
GIVENS 7



2010: Another freshman who made significant contributions in 2010, Jessie Givens played in all 19 games with 14 starts. The only games she did not start were the first two against Florida International and Stephen F. Austin, and Alabama, Kentucky and South Carolina. She played 1,025 minutes and took nine shots with four on goal for a .444 shots on goal percentage. Her percentage ranked fifth on the team among the 10 players with nine or more shot attempts. Givens had two shot attempts against Saint Mary's and Mississippi State, with two shots on goal against Saint Mary's. Givens helped the Razorbacks record six shutouts, including the 0-0 double-overtime tie at No. 17 Georgia, which is just the second non-loss in 27 all-time meetings with ranked teams. She played all 110 minutes at Georgia. Givens was named to UA's Athletic Director's List honor roll.

ODP: Givens' Olympic Development team advanced to regionals in 2006.

Club: She played for the Dallas Sting, along with fellow Razorbacks Bethany Labac, Lauren Locklear and Angela Osburn. They were 2007 state cup finalists, and 2008 and 2009 semifinalists. They were also CASL Showcase flight champions in 2008 and 2007 CASL shootout finalists. They won championships at the Groundhog Shootout, the Pikes Peak Invitational and at Winterfest.

Rockwall HS: Givens was the 2005 Female Athlete of the Year and the 2006 Volleyball Player of the Year. Her junior year, she led Rockwall to area and bi-district titles, and into the sectional finals. She was team captain as a junior and senior.

Personal: Born Sept. 28, 1991, she is the daughter of Greg and Jennifer Givens. She is majoring in childhood education.

	GP-GS	G	A	Pts	Shots	Shot%	SOG	SOG%	GW	PK-Att
2010	19-14	0	0	0	9	.000	4	.444	0	0-0
TOTAL	19-14	0	0	0	9	.000	4	.444	0	0-0

The Razorbacks



2010: As a true freshman, Taylor Green ranked fifth on the team with two goals and four points. Her 11 shots ranked seventh, four shots on goal tied for seventh, and she had a .364 shots on goal percentage. Green played in all 19 games with a start against Alabama. She played 850 minutes. Her goals came against Vanderbilt and at Ole Miss. She also had shots on goal against Miami and Alabama. Green helped the Razorbacks record six shutouts, including the 0-0 double-overtime tie at No. 17 Georgia, which is just the second non-loss in 27 all-time meetings with ranked teams. She was named to UA's Athletic Director's List honor roll.

ODP: Green played on her state's Olympic Development team from 2004-08 and earned All-Region III honors her last two years. She helped her team win the region title in 2008.

Club: She led Atlanta Fire United to the 2008 Georgia state championship, into the semifinals in 2009 and into the regional semifinals in 2007. Her 2009 club was No. 3 in Georgia and No. 12 in the nation. She was team co-captain in 2005, 2006 and 2008.

Blessed Trinity HS: Green helped her team win Class 3A state and Region 3A championships as a freshman and sophomore. Her junior year, Blessed Trinity won the Region 2A title.

Personal: Born Sept. 5, 1991, she is the daughter of Greg and Sandra Green. She is majoring in kinesiology.



	GP-GS	G	A	Pts	Shots	Shot%	SOG	SOG%	GW	PK-Att
2010	19-1	2	0	4	11	.182	4	.364	0	0-0
TOTAL	19-1	2	0	4	11	.182	4	.364	0	0-0



F
5-6
SOPHOMORE
ROWLETT, TEXAS
ROWLETT HS

BETHANY
LEBAC 21

2010: As a true freshman Bethany Labac played in 12 games with starts against Saint Mary's and No. 11 Florida State. She played 329 minutes with three shots and two shots on goal for a percentage of .667. Labac's shots came against Florida International, at Georgia and against Alabama. Labac helped the Razorbacks record six shutouts, including the 0-0 double-overtime tie at No. 17 Georgia, which is just the second non-loss in 27 all-time meetings with ranked teams. She was named to UA's Razorback List honor roll.

Club: She played for the Dallas Sting, along with fellow Razorbacks Jennifer Givens and Lauren Locklear. They were 2007 state cup finalists, and 2008 and 2009 semifinalists. They were also CASL Showcase flight champions in 2008 and 2007 CASL shootout finalists. They won championships at the Groundhog Shootout, the Pikes Peak Invitational and at Winterfest.

Rowlett HS: Labac helped her team win the District 10-5A title and advance to the Region 2 semifinals. She led the 2008 squad to the Region 2 quarterfinals. She was all-district in 2008 and 2009, and her team's offensive player of the year in 2007. She was also a two-time team captain.

Personal: Born May 4, 1992, she is the daughter of Chris and Kayla Labac. She is enrolled in the Fulbright College of Arts and Sciences.

	GP-GS	G	A	Pts	Shots	Shot%	SOG	SOG%	GW	PK-Att
2010	12-2	0	0	0	3	.000	2	.667	0	0-0
TOTAL	12-2	0	0	0	3	.000	2	.667	0	0-0

The Razorbacks



2010: Evan Palmer saw action in two games in her first season, playing against both Florida State and Mississippi State for a total of five minutes. She was named to UA's Academic Champions List for posting a perfect 4.0 semester grade point average.

ODP: Palmer played for a Kansas state Olympic Development team, winning regional and state championships in 2005 and 2008.

Club: With the Blue Valley Stars club team, Palmer won seven consecutive state cup championships from U12 through U18 this past summer.

Blue Valley HS: She earned all-district honors twice at Blue Valley High and was all-state as a junior. She started all four years.

Personal: Born Sept. 6, 1991, she is the daughter of Lance and Lori Palmer. She is majoring in international relations.



	GP-GS	G	A	Pts	Shots	Shot%	SOG	SOG%	GW	PK-Att
2010	2-0	0	0	0	0	.000	0	.000	0	0-0
TOTAL	2-0	0	0	0	0	.000	0	.000	0	0-0



D/MF
5-7
FRESHMAN
PLANO, TEXAS
TRINITY CHRISTIAN ACADEMY
TYLER
ALLEN 5

Club: Tyler Allen was a member of the Sting Dallas 93 Girls team for eight years, serving as a team captain from the U13 level through U18. She led her squad to several Lake Highland Girls Classic League Division I, USYS Region 3, USYS Region 3 Premier League and North Texas State Cup semifinal and championship appearances with a United States Youth Soccer national championship in 2007.

Trinity Christian Acad.: In high school, Allen earned TAPPS Class 5A All-State, all-tournament and all-district honors as a midfielder. She was also team captain, team MVP and academic all-state as a senior. She led her senior team to the semifinals of the state tournament. Allen also ran track at TCA, helping her 4x400-meter relay team advance to the TAPPS Class 5A regional meet.

Personal: Born Oct. 6, 1992, she is the daughter of Rick and Deb Allen. Allen is majoring in kinesiology.



D
5-2
FRESHMAN
PARKER, COLO.
CHAPARRAL HS
KAYLYN
COOPER 18

Club: Kaylyn Cooper played for the REAL Colorado Club, where she played from U12 through U18. She won a state championship and advanced to the regional quarterfinals with her U16 squad. She helped her U14 and U18 teams reach the state finals.

Chaparral HS: Cooper was named Chaparral's freshman Newcomer of the Year. Over her career, she also earned first-team all-district honors, team MVP honors and was her club's captain for two years.

Personal: Born Dec. 3, 1992, Cooper is the daughter of Mike and Jackie Cooper. She is majoring in chemistry.



MF
5-3
REDSHIRT FRESHMAN
CLEVELAND, OHIO
WEST GEAUGA HS
MARGO
DAVIS 3

2010: Margo Davis was injured and received a medical redshirt for the 2010 season. She was named to UA's Athletic Director's List honor roll.

ODP: Davis played for the Ohio North Olympic Development state team from 2005-08, advancing to the 2006 Regional II pool and the 2007 SYL national pool.

Club: Playing for Cleveland Alliance Soccer Academy, she helped her team to state titles in 2007 and 2008, and a spot in the finals in 2009.

West Geauga HS: She helped her high school team go 11-6-2 in 2008 and 12-5-3 in 2009 with a district tournament title and a trip to the regional semifinals. She led her team in assists all four years. She was all-conference as a freshman, and All-Cleveland and all-conference as a sophomore, junior and senior.

Personal: Born Nov. 13, 1991, she is the daughter of Ron and Dana Davis. Her father ran track at Wittenberg University in Springfield, Ohio. She is enrolled in the Fulbright College of Arts and Sciences.

The Razorbacks



ODP: Kendall Jordan was a member of the South Texas ODP team, which advanced in the Region 3 pool.

Club: Jordan played for the Challenge Soccer Club in Houston. Her teams advanced in state cup play at the U12, U16 and U18 levels.

Tomball HS: Jordan played one year in high school, helping her team reach the district playoffs. She also lettered in track, and won multiple writing and singing awards in high school.

Personal: Born July 30, 1993, she is the daughter of Wade and Jill Jordan.



Club: Maddee Loughlin played for the Tulsa Hurricane Futbol Club for six years. She helped her squad win U12, U14, U16 and U18 state championships.

Union HS: As a freshman, she helped Union High win the state title. In 2009, she led Union into the state finals.

Personal: Born May 14, 1993, she is the daughter of Danny and Sandy Loughlin.



ODP: Emily Lillard played for the 1993 Kansas state team from 2008-11. In March 2009, she played up with the 1992 team in the U.S. Youth Soccer Girls ODP Championship in Frisco, Texas. She also played in the ODP Thanksgiving Inter-Regional in 2009 and 2010 in Boca Raton, Fla., and played in Portugal and Spain in March 2010 during the Algarve Cup.

Club: She played club with the Blue Valley Stars, helping her team reach the state cup finals at the U14, U17 and U18 levels. She played with the KC Comets two years, reaching the finals at the U15 level and the semifinals at U16.

Blue Valley Northwest HS: A four-year starter, she earned NSCAA All-America and first-team all-state honors as a senior and was a team captain. Lillard was also named East Kansas League Goalkeeper of the Year, and first-team all-metro and all-region. She led BVNW to the school's first Class 6A state title, along with EKL and sub-state titles. In 2010, she led BVNW to EKL and sub-state titles, and a spot in the state finals. Lillard was named EKL Goalkeeper of the Year, and first-team all-state, all-region and All-EKL, and second-team all-metro. Lillard was also a three-year starter in volleyball, a team captain as a junior and senior, and honorable mention All-EKL. In the classroom, she earned an All-Academic Distinguished Rating as a senior.

Personal: Born July 20, 1993, she is the daughter of Christopher and Stephanie Lillard.

The Razorbacks

team win the Division I Grand championship and the U.S. Youth Soccer national title in 2007. Her U18 team won the Region 3 West title and advanced to the regional semifinals in 2008. In 2009, she led her team to the Region 3 semifinals.

DeSoto HS: Okoro was a member of the DeSoto team for four years. She earned first-team all-district honors all four years and was team captain as a senior.

Personal: Born June 30, 1993, she is the daughter of Cosmas and Periete Okoro. Okoro is majoring in pre-med/nursing. Her great grandfather, Will Marks, owned and operated the first African-American funeral home in Magnolia, Ark. Her grandmother, Charlotte Todd, was an accomplished musician and a scholarship fund was created in her memory at Focus Learning Academy, a charter school in Dallas.



2010: Lauren Locklear redshirted in her first year. She played in one game, logging 23 minutes at Stephen F. Austin before missing the remainder of the season. Locklear was named to UA's Academic Champions List for posting a perfect 4.0 semester grade point average.

Club: She played for the Dallas Sting, along with fellow Razorbacks Jennifer Givens and Bethany Labac. They were 2007 state cup finalists, and 2008 and 2009 semifinalists. They were also CASL Showcase flight champions in 2008 and 2007 CASL shootout finalists. They won championships at the Groundhog Shootout, the Pikes Peak Invitational and at Winterfest.

Allen HS: Locklear spent her junior and senior years at Allen High, and as a senior was team captain and first-team all-district. Locklear attended Lovejoy High before transferring to Allen, and led her team in goals and assists, was offensive MVP and earned all-district honors. She was a two-time team captain.

Personal: Born Nov. 30, 1991, she is the daughter of Danny and Susan Locklear. She is enrolled in the Fulbright College of Arts and Sciences.



Club: Cori Parkins played for the Tulsa Hurricane Futbol Club, helping her team win U12, U14, U16 and U18 state titles and twice advance to the regional quarterfinals. From 2007-09, she helped her team win Region 3 Premier League titles. She played club with Razorback teammate Maddee Loughlin.

Broken Arrow HS: Parkins was a starter for three of her four years at Broken Arrow.

Personal: Born April 23, 1993, she is the daughter of Kent Parkins and Melinda Lapham.



ODP: Jeri Ann Okoro played on the Texas state team.

Club: Okoro played for the Solar SC team. In 2005, she helped her team win the Puma Cup championship. In 2006, the squad won the Genesis Cup XIX title. She later played for the Sting Dallas 93 Girls. She helped her

The Razorbacks



Club: Hailey Pescatore played for the Dallas Sting, helping her team win Division I league titles at the U14 and U18 levels.

Allen HS: As a freshman, Pescatore's team reached the Region 3 semifinals and the Texas state quarterfinals. She also helped Allen High win district titles in 2008 and 2009. She earned Class 9-5A first-team all-district honors as a defender two times. Pescatore was also a district all-freshman selection.

Personal: Born July 13, 1993, she is the daughter of Daniel and Terri Pescatore. She is majoring in business.



ODP: Margaret Power played ODP from 2008-10 with a selection to the Region 3 pool in 2009.

Club: Power played for the Northwest Arkansas Lightning from U12 through U18, and helped her teams win state titles at the U12, U14, U16 and U18 levels. Internationally, she played in a tournament in Stockholm, Sweden.

Bentonville HS: Power led BHS to Class 7A West Conference titles all four years, to the state championship her sophomore season and into the finals the other three years. Her state championship team allowed just two goals all year. Her junior team allowed only eight goals and her senior squad gave up no goals in conference play. Power had two goals and seven assists as a freshman, five and six as a sophomore, 10 and six as a junior, and 18 and five as a senior. She also played tennis, advancing to the

state tournament as a junior, and basketball. Power was ranked ninth in a class of 707. She earned National Soccer Coaches Association of America Scholar All-America honors, and received Arkansas Governor's and UA Chancellor's scholarships.

Personal: Born Jan. 26, 1993, she is the daughter of Mike and Rosemary Power. She is majoring in biochemistry.



ODP: Haley Pratt played for the North Texas state team from 2004-09.

Club: Pratt was a member of the Sting Dallas 93 Girls team. Her U14 through U18 teams were consistently ranked in the top 20 in the country. In 2008, she helped her team win the Region 3 Premier League championship. In 2009, her team advanced to the U.S. Youth Soccer Region 3 semifinals.

Plano West HS: Pratt helped Plano West advance to the regional semifinals in 2007 and 2008. Her senior year, she played for the No.1-ranked team in the nation. In track, Pratt was a member of the Plano Independent School District record-setting 1,600-meter relay team.

Personal: Born Nov. 27, 1992, she is the daughter of Eric and Toni Pratt. She is majoring in business. She attended the Tahunichi International Soccer Camp in Bolivia.

The Razorbacks

first-team all-district and all-region, and second-team All-Greater Houston honors.

Personal: Born Aug. 1, 1993, she is the daughter of Scott and Kimberly Stratton.



ODP: Kelly Roliard played with the South Texas team from 2007-10. Her team competed in the Algarve Cup in Portugal. She was also a member of the Bull National Team and the ECNL team.

Club: Roliard played for Challenge SC in Houston for six years. She helped her U18 team to a third-place finish in the 2009 Disney Showcase and a third-place finish in the Texas state finals. She earned multiple All-District 15-5A honors. As a sophomore, she recorded 10 shutouts and allowed just two goals.

Klein HS: In 2010, she helped Klein High win a co-championship in District 13-5A. Roliard was a team captain as a senior.

Personal: Born Jan. 10, 1993, she is the daughter of Larry and Brenda Roliard. She is majoring in communication.



ODP: Beth Stratton played for the South Texas team from 2007-08.

Club: As a member of the Space City Futbol Club, she helped her U14 team win the Texas state championship. A few years later, she helped her U18 team win the Orange Classic, where Stratton was named tournament MVP, and the Disney Showcase championship.

Clear Brook HS: She played three years at Clear Brook High, leading her team to an area title in 2009 and into the state regional semifinals in 2010. Stratton earned



ODP: Alison Tripp's Olympic Development team advanced to the finals of the regional and national tournaments.

Club: Tripp played for the FC Dallas U12, U14 and U16. In 2007, FC Dallas advanced to the west semifinals of the Premier League tournament, won the Dr. Pepper Fair Play tournament and reached the finals of the Memorial Day Cup.

Creekview HS: Tripp helped lead her team to the first round of the Class 6-5A playoffs. She earned honorable mention all-district honors and helped her team with the district championship.

Personal: Born Sep. 5, 1992, she is the daughter of Don and Susie Tripp.

The Razorbacks



2010: Alex Starrett was redshirted in her first season. She was named to UA's Athletic Director's List honor roll.

ODP: Starrett played on Oklahoma's Olympic Development team in 2007 and 2008.

Club: She led the Hurricane FC to four state championships, one trip to the Region 3 finals and two to the quarterfinals.

Bishop Kelly HS: An ESPNRISE Honorable Mention All-American, she was all-district three times, all-metro twice, scored two goals in the state final as a freshman and scored the game-winning goal in the state final as a sophomore.

Personal: Born Oct. 10, 1991, she is the daughter of Joe and Sharon Starrett. She is majoring in art.



Club: Courtney Williams played for the Tulsa Hurricane Futbol Club, helping her team win four state championships. Her teams advanced to the regional quarterfinals at the U14 and U16 levels.

Broken Arrow HS: Williams started three of her four years at Broken Arrow High. She led BAHS to the state semifinals in both 2009 and 2010. As a freshman, Williams was named her team's Rookie of the Year and Forward of the Year. As a sophomore, she was her team's Defensive Player of the Year. She was team captain as a senior.

Personal: Born Sep. 24, 1992, Williams is the daughter of Cortes and Dee Williams.



Club: Sam Wolf played for the Dallas Texans at the U16 and U18 age groups, helping her team advance in regional and national U.S. youth tournaments. She played with the Solar SC at the U12 and U14 levels.

Plano West HS: Wolf played four years at Plano West and led her team to the regional finals in 2009. She also earned district MVP honors. Wolf also played volleyball for two years and earned all-district honors.

Personal: Born Sep. 15, 1992, she is the daughter of Scott and Cathy Wolf.



Erin Aubry is entering her third season as the head soccer coach at the University of Arkansas. Aubry was named the seventh head coach of the program on Dec. 23, 2008.

Her first season with the Razorbacks resulted in several school records. She became the first first-year head coach in school history to record a winning record (8-7-4) and Arkansas posted consecutive winning seasons for the first time in program history after going 11-8-0 in 2008. Aubry's eight victories tie for the seventh-most in school history while the 4-2-4 road record was the best since 1996.

In her initial campaign, Arkansas set records with 10 shutouts, four Southeastern Conference shutouts and a 0.80 goals against average. Arkansas was third in the SEC in saves (105), third in shutouts (10), fourth in goals allowed (16), fourth in goals against average (0.80) and sixth in shots (309). Senior Kim Schleif earned All-SEC honors, Allie Chandler was named to the SEC's All-Freshman team and keeper Britni Williams became the school's all-time leader with 22 shutouts.

In addition, 16 of her student-athletes were named to the SEC's Fall Academic Honor Roll and Arkansas earned a Team Academic Award from the National Soccer Coaches Association of America for the eighth straight year by posting a team GPA of 3.0 or better. Arkansas' 3.29 team GPA was the second-best in the SEC to Vanderbilt (3.32).

In 2010, her second club went 5-11-3, but that was against a schedule including four teams ranked in the top 20 and with just seven home games. The Razorbacks



improved their SEC scoring from five goals in 2009 to 17 in 2010. The 0-0 double-overtime tie at No. 17 Georgia marked just the second non-loss in 27 games against ranked teams in program history.

Senior midfielder Kelsey Allison earned second-team All-SEC honors and defender Melanie Foncham was named to the all-freshman team. Allison was seventh in the league with seven goals scored, but in SEC play, she tied for second with six and was third with 14 points. In addition, Williams ended her career as Arkansas' all-time leader with 27 shutouts and 30 wins, and third with 357 saves.

Academically, senior Beth McVean and junior Kaley Anders were named to the College Sports Information Directors of America Capital One Academic All-District VI second team, 16 team members were named to the SEC's Fall Academic Honor Roll and Aubry's club won the first Lee Spencer Cup title, an Athletic Department award going to the Razorback team best displaying goals of distinction in the classroom, academic competition, personal development and community service.

Before coming to Arkansas, Aubry was the head coach at Morehead State University in Morehead, Ky. In 2008 at MSU, Aubry guided the program to uncharted heights. The Eagles captured the program's first-ever Ohio Valley Conference (OVC) title and their first NCAA Tournament appearance. In four years at Morehead State, Aubry, the 2006 OVC Coach of the Year, compiled a 28-38-9 record.

Morehead State finished the 2008 season with a 9-9-3 record, including a 4-4-2 mark in conference play. The nine-win total matched the program's all-time high, equaling the mark of the 2000 and 2004 teams.

The Eagles entered the 2008 OVC Soccer Championship as the tournament's No. 4 seed and defeated the top-seeded team from Murray State in the semifinals before claiming a 1-0 win over Tennessee-Martin in the championship game. A school-record four players earned all-tournament honors, including Lily Meisner, who was named most valuable player of the OVC Tournament. The sophomore goalkeeper also earned Morehead State's first NSCAA National Player of the Week recognition.

Under Aubry's watch, freshman forward Jillian Birchmeier made OVC history when she was named the Freshman and co-Offensive Player of the Year. It was the first time in conference history one player earned both awards in a single season. They were also the first such honors in program history. Birchmeier was one of three Eagles to earn all-conference recognition.

As a result of their conference tournament title, the Eagles earned the first NCAA Tournament berth. MSU lost a 2-0 decision to Wake Forest on the Demon Deacons' home field in the first round of the NCAA Tournament.

In 2007, the Eagles qualified for the OVC Tournament and finished the season with a 5-10-1 record, including 4-4-1 in conference play. The four wins tied the mark for the second-most conference wins in MSU soccer history. The 2007 squad was the recipient of a NSCAA team academic award as well as a team community service award.

Coaching Staff

Aubry Year-by-Year

	Conference	Pct.	Overall	Pct.
2005 (MSU)	3-6-0	.333	6-11-2	.368
2006 (MSU)	5-1-3	.722	8-8-3	.500
2007 (MSU)	4-4-1	.500	5-10-1	.344
2008 (MSU)	4-2-2	.625	9-9-3	.500
2009 (Ark)	2-7-2	.273	8-7-4	.526
2010 (Ark)	2-7-2	.273	5-11-3	.342
Total	20-27-10	.439	41-56-16	.434

In her second season at Morehead State, Aubry was named the OVC Coach of the Year. From her initial season with the team at 6-11-2, Aubry led the Eagles to an 8-8-3 record, including a 5-1-3 mark in OVC play, the most conference wins in program history. MSU finished second in the conference, the highest finish in school history, and advanced to the championship game of the OVC Tournament.

Three Morehead State student-athletes were named all-conference performers, including goalkeeper Leslie King, the 2006 OVC Defensive Player of the Year. It was the first such honor in program history. The Eagles also earned distinction for their work in the classroom as the soccer team earned an MSU team academic award.

Aubry brought SEC experience to Fayetteville as she was an assistant coach for three seasons (2002-04) at Ole Miss and two seasons (1999-2000) at Auburn. Ole Miss advanced to the SEC Tournament three straight years and the NCAA Tournament twice during Aubry's tenure. The appearances marked the first NCAA berths in school history and resulted in the first NCAA Tournament win in Rebels' history in 2003.

While at Auburn, Aubry had responsibilities for recruiting, field training, individual training and academic mentoring. She was also the camp director for the Auburn soccer camp in 1999. The Tigers posted a 13-7 record in Aubry's final season with the program.

Aubry began her coaching career as a coach in training on the Region II staff in 1996 and 1998 as part of the Olympic Development Program (ODP). She was a state coach for Alabama ODP in 1999 and 2004. Aubry was a coach for the Region II '92/93 girls team in the summer of 2006 and for Region III '94/95 in 2009.

Prior to her coaching career, Aubry had a successful playing career at Northwestern University. As a member of a first-year program in 1994, the midfielder helped the Wildcats advance to the Big Ten Tournament all four years and the NCAA Tournament in 1996 and 1998. She was co-captain of the 1998 Northwestern squad that posted a 16-5-1 mark and advanced to the third round of the NCAA Tournament before falling, 1-0, to eventual national champion Florida. During her senior season in 1998, Aubry was selected as the recipient of the Coach's Award for outstanding leadership.

Aubry received her bachelor's of science degree in communication studies from Northwestern in 1998.



By the Numbers (as a Head Coach)...

- 32...SEC Academic Honor Roll Selections
 - 16...in 2010
 - 16...in 2009
- 17...All-Conference Selections
 - 5...First-Team Selections (5 OVC)
 - 4...Second Team Selections (2 SEC)
 - 8...All-Freshman/Newcomer Selections (2 SEC)
- 17...Goals scored in SEC play in 2010, up from five in 2009
- 10...School-record number of shutouts in her first year at Arkansas
- 7...All-Tournament Selections (7 OVC)
 - 1...Tournament MVP (OVC, 2008)
- 4...School-record number of SEC shutouts in her first year at Arkansas
- 3...Non-Losing Seasons
- 2...Consecutive non-losing seasons
- 2...Tournament Championship Appearances (OVC: 2006, 2008)
- 4...ESPN *The Magazine* Academic All-District Members (2 at Arkansas)
 - 1...NCAA Tournament Appearance (2008)
 - 1...Tournament Championship Title (OVC, 2008)
 - 1...Coach of the Year (OVC, 2006)
 - 1...Defensive Player of the Year (OVC, 2006)
 - 1...Freshman of the Year (OVC, 2008)
 - 1...Co-Offensive Player of the Year (OVC, 2008)
 - 1...Soccer America Team of the Week Selection (Arkansas)
- 0.80...School-record goals against average set at Arkansas in 2009



Christine Liberto is in her third season as an assistant with the Razorbacks after coming to Arkansas from head coach Erin Aubry's staff at Morehead State.

In addition to working with the student-athletes and on-field coaching, Liberto coordinates travel for the Razorbacks and the summer camps. She has also earned an advanced diploma from the National Soccer Coaches Association of America.


In her first season in Fayetteville, she helped Arkansas post an 8-7-4 mark to record consecutive winning seasons for the first time in program history. The Razorbacks were 11-8-0 in 2008. The eight victories tie for the seventh-most in school history while the 4-2-4 road record was the best since 1996.

She also helped Arkansas set records with 10 shutouts, four Southeastern Conference shutouts and a 0.80 goals against average. Arkansas was third in the SEC in saves (105), third in shutouts (10), fourth in goals allowed (16), fourth in goals against average (0.80) and sixth in shots (309). Senior Kim Schleif earned All-SEC honors, Allie Chandler was named to the SEC's All-Freshman team and keeper Britni Williams became the school's all-time leader with 22 shutouts.

In addition, 16 Razorback student-athletes were named to the SEC's Fall Academic Honor Roll and Arkansas earned a Team Academic Award from the National Soccer Coaches Association of America for the eighth straight year by posting a team GPA of 3.0 or better. Arkansas' 3.29 team GPA was the second-best in the SEC to Vanderbilt (3.32).

In 2010, Arkansas improved its SEC scoring from five goals in 2009 to 17 in 2010, and the 0-0 double-overtime tie at No. 17 Georgia was just the second non-loss in 27 games against ranked teams in program history.

Academically, senior Beth McVean and junior Kailey Anders were named to the College Sports Information Directors of America Capital One Academic All-District VI second team, 16 team members were named to the SEC's Fall Academic Honor Roll and the team won the first Lee Spencer Cup title, an Athletic Department award going to the Razorback team best displaying goals of distinction in the classroom, academic competition, personal development and community service.



Liberto was an assistant under Aubry at Morehead State in 2008. They guided the Eagles to a 9-9-3 record and a spot in the 2008 NCAA Tournament. MSU finished the year with a 4-2-2 league record and capped the conference season by winning the Ohio Valley Conference (OVC) Tournament championship with a 1-0 victory over the University of Tennessee-Martin.

Under Liberto's guidance, three MSU players were named to the all-conference team, including Jillian Birchmeier, who became the first player in OVC history to win Freshman of the Year and Offensive Player of the Year honors in the same season.

Liberto brings strong Southeastern Conference ties with her as she was a four-year letterwinner (2004-07) at Ole Miss. During her playing career, the Rebels made four SEC Tournament appearances and advanced to the NCAA Tournament in 2005. That year, Liberto was part of an Ole Miss squad that went 14-5-2 overall and 8-1-2 during conference play.

Coaching Staff



Vanessa Phillips Bosshart is in her second season as an assistant at Arkansas after joining the staff on April 1, 2010. She works with the Razorback goalkeepers.

In her first season, she helped Britni Williams close her career as Arkansas' all-time leader with 27 shutouts and 30 wins. She was also third with 357 saves. Williams also ranks first with a 1.13 goals against average, 6,948



minutes, 77 games played and 76 games started. She is second with 810 shots faced. In SEC play, she is first with 239 saves, a 1.55 goals against average, 10 shutouts, 3,955 minutes, 44 games played and 44 games started, and second with nine wins and 537 shots faced.

In 2010, Williams' 99 saves rank 10th, her six shutouts tie for fifth, 1,732 minutes seventh, 19 games played tied for third and 19 games started tied for third. In SEC play, her three shutouts and 1,036 minutes are second, 58 saves fifth and 166 shots faced third. Williams was also named to the SEC Community Service Team.

Bosshart, a former All-Southeastern Conference selection as a goalkeeper at Tennessee, has earned national and advanced national goalkeeping diplomas from the National Soccer Coaches Association of America.

From 2007-09, she was an assistant at North Florida where she worked with goalkeepers, assisted in recruiting and day-to-day activities, and coordinated travel. While working at UNF, she was also the keepers coach for the First Coast Kyx Soccer Club.

She also worked with the keepers at St. John's Country Day School and at SoccerPlus Goalkeeper School, and as a trainer at The HIT Center.

As a student-athlete, she helped Tennessee win an SEC Eastern Division title in 2002, overall titles in 2003, 2004 and 2005, and SEC Tournament titles in 2002, 2003 and 2005. She was All-SEC in 2004 and 2005, and a National Soccer Coaches Association of America Academic All-American in 2004. A three-time SEC Defensive Player of the Week selection, she was the tournament MVP of the Virginia Nike Soccer Classic in 2005. Bosshart was team captain as a senior.

In 2002, the Volunteers were 18-6-1, ranked No. 11 and reached the third round of the NCAA Tournament. In 2003, Tennessee was ranked No. 7, finished 17-5-2 and reached the third round. The 2004 team was ranked No. 10, went 17-5-2 and also advanced to the third round. In 2005, UT was No. 11, went 15-6-2 and reached the second round.

Bosshart ended her career with school records of 12 shutouts in 2003, a 0.68 goals against average in 2004 and 2,237 minutes played in 2004. She holds career records with 6,602 minutes, 32 shutouts, 49 victories and a 0.82 goals against average, and is third with 227 saves.

Following college, she was the MVP of the Ottawa Fury professional team in the summer of 2007.

Nominated for Tennessee's University Athlete of the Year in 2005, she received the Chancellor's Academic Athlete Award that year, was named to the UT and SEC Academic Honor Roll several times, and graduated in 2006.



2010 REVIEW

2010 Review Notes

Final Records

Arkansas ended the 2010 season 5-11-3 overall and 2-7-2 in the Southeastern Conference.

Offensive Improvement

Under head coach Erin Aubry, Arkansas' offensive philosophy is to attack in numbers. In 2010, Arkansas did just that.

In SEC play, Arkansas scored 17 goals.

In 2009, the Razorbacks scored just five goals in conference play.

Over the last six games of the season, the Razorbacks scored 12 goals.

Ranked Teams

In 2010, Arkansas played games against No. 8 Florida, No. 11 Florida State, No. 14 South Carolina and No. 17 Georgia, going 0-3-1 in those contests.

Arkansas lost 1-0 in overtime at FSU, tied No. 17 Georgia 0-0 in double overtime, and lost to Florida and USC by 3-1 scores.

The tie at No. 17 Georgia on Sept. 26 may not seem like a big deal, but going into the game, and going back as far as records for rankings have been kept, Arkansas was 0-23-1 in its 24 all-time meetings with ranked opponents. The Razorbacks had lost seven straight, dating back to a 1-1 double-overtime tie with No. 6 Tennessee at home in 2007.

Through the 2010 season, Arkansas is now 0-25-2 all-time in games against ranked opponents.

The four games against ranked opponents matches the single-season school record, which was set last season.

All-SEC Razorbacks

Senior Kelsey Allison, who led the team with seven goals, was named second-team All-Southeastern Conference while Melanie Foncham was named to the league's all-freshman team.

In SEC play only, Allison was second with six goals, third with 14 points and 0.55 goals per game, and third with 1.27 points per game.

Foncham is the only Razorback who played every minute of every game, including three double-overtime ties and three other overtime games.

CoSIDA Capital One Academic All-District VI

Senior Beth McVean and junior Kailey Anders were each named to the College Sports Information Directors of America Capital One Academic All-District VI second team. McVean



Melanie Foncham



Kailey Anders

had a 3.93 GPA in kinesiology while Anders had a 3.82 in communicative disorders.

McVean started all 19 games and was third on the team in minutes with 1,614. Anders started all 19 and was second with 1,739 minutes.

Point Leaders

Senior Kelsey Allison led the team with seven goals and 16 points. She tied for second with two assists.

Laurel Pastor was second with 11 points, first with five assists and tied for third with three goals.

Allie Chandler, who missed the final four games, was second with four goals, tied for second with two assists and third with 10 points.

Ally Atkins was tied for third with three goals, tied for second with two assists and fourth with eight points.

Taylor Green was fifth with two goals and with four points.

Erin Moskos, Yvonne DesJarlais and Camille Flores all tied for sixth with one goal and with two points.



Kelsey Allison

Locked Into The Lineup

Senior keeper Britni Williams, senior Beth McVean, who started the year at midfielder but was moved to defender for the fifth game, junior defender Kailey Anders and freshman defender Melanie Foncham were the only Razorbacks to start every game in 2010. Those were four of the five positions in the back line.

Two Top Five Crowds

Arkansas recorded two of the top five attendance figures in school history in 2010, the second straight year for the Razorbacks to do so.

On Oct. 8, a crowd of 1,090 was at Razorback Field for the game with Vanderbilt. That figure was the fourth-best in school history until Oct. 21 when 1,139 were in the stands for the game against No. 14 South Carolina. That is now the fourth-best mark.

Arkansas recorded the fourth and fifth-best marks in 2009 with 1,028 against Tennessee and 971 against Ole Miss. The all-time top figures are 1,709 against South Carolina in 2001; 1,487 against Tennessee in 2005; 1,374 against Auburn in 2000; 1,139 against South Carolina this year and 1,090 against Vanderbilt this year.

Late Losses

Auburn scored its game-winning goal in the 87th minute on Oct. 1, but that wasn't the first tough loss of the season for the Razorbacks. On Sept. 24, Tennessee scored its game-winning goal in the 88th minute. In Fort Myers, Fla., Florida Gulf Coast scored the game-winner in the 90th minute. Arkansas was possibly six minutes away from three more wins or at least three

more overtime contests. In addition, at No. 11 Florida State, the Seminoles scored in the first minute of overtime and Vanderbilt scored its game-winner in the seventh minute of OT.

90-Minute Streak

Melanie Foncham, who was a transfer freshman, played every minute of every game in 2010. She led the team in that category with a streak of 19 consecutive games.

Departing Seniors

Eleven seniors ended their Razorback careers in 2010, including midfielder Kelsey Allison, forward Ally Atkins, defender Sam Bolton, midfielder Rachel Carlson, midfielder Camille Flores, defender Lauren Hallauer, defender Beth McVean, forward Erin Moskos, midfielder Kelly O'Connor, forward Laurel Pastor and goalkeeper Britni Williams.



Ally Atkins

Chandler on TopDrawerSoccer.com Preseason Watch List

Sophomore forward Allie Chandler, an SEC All-Freshman selection in 2009, was one of five on TopDrawerSoccer.com's preseason list of sophomores to watch in the SEC in 2010. Of Chandler, the Web site said: "Chandler arrived prepared to contribute to the Razorbacks in a major way. Not the most physically dominant player in the world, she's a player who simply knows how to get where she wants on the field. Chandler finished with a team-leading five goals, 12 points and 34 shots on goal for Arkansas. Arkansas had just three seniors on last season's roster so they have plenty of youth to build with and Chandler will no doubt be the centerpiece."

2010 Team Captains

Captains for the 2010 season were senior midfielder Camille Flores of Chino Hills, Calif., senior keeper Britni Williams of Rancho Cucamonga, Calif., junior keeper Kendal Winston of McKinney, Texas, and sophomore forward Allie Chandler of Mesquite, Texas.

Williams All-Time Wins And Shutouts Leader

With the 2-0 victory over Kentucky on Oct. 10, goalkeeper Britni Williams became Arkansas' all-time wins leader with her 29th. She ended her career with 30.

With the 2009 2-0 victory at Florida International on Sept. 20, Williams became Arkansas' all-time shutout leader with a four-



Britni Williams

save performance. She had 27 for her career.

Williams had five shutouts in 2010 (FIU, Saint Mary's, No. 17 Georgia, Kentucky, Mississippi State). She had nine shutouts in 2009 (Missouri State, Tulsa, Oral Roberts, Stephen F. Austin, FIU, Alabama, Vanderbilt, Kentucky and Mississippi State).

Williams recorded a freshman-record eight victories during her first season as a Razorback, tied the single-season mark with 11 wins as a sophomore, earned seven wins as a junior and had four in 2010.

She also finished third with 357 saves. She had 99 in 2010, 98 as a junior, 66 as a sophomore and 94 as a freshman.

Career Shutout Leaders

1. BRITNI WILLIAMS	27	2007-pres.
2. Molly Myers	17.5	1989-92
3. Carrie Dillsaver	17	2003-06
4. Holly Smith	12	1993-96
5. Kerri Reifel	9	1991-94

Career Wins Leaders

1. BRITNI WILLIAMS	30	2007-pres.
2. Carrie Dillsaver	28	2003-06
3. Molly Myers	24	1989-92
Kerri Reifel	24	1991-94

Career Saves Leaders

1. Molly Myers	403	1989-92
2. Kerri Reifel	360	1991-94
3. BRITNI WILLIAMS	357	2007-pres.
4. Carrie Dillsaver	339	2003-06
5. Holly Smith	302	1993-96

Arkansas Receives Eighth Straight NSCA Academic Honor

Arkansas received a Team Academic Award from the National Soccer Coaches Association of America for having a team grade point average of 3.0 or better for the 2008-09 academic year. Arkansas has been honored by the NSCAA for eight consecutive years, the longest streak in the Southeastern Conference. The team's 3.29 GPA is also the second-best in the SEC behind Vanderbilt (3.32). "I am so proud of our young women for again striving for excellence, this time in the classroom," head coach Erin Aubry says. "To have a team GPA of 3.29 is a huge feat and a testament to how great this team's work ethic is in every arena of their lives. We talk about rising to our potential as citizens, students and athletes every day, so to see them following through with this mission is fulfilling. This academic award is yet another result of our amazing leaders and the team's willingness to follow. You cannot have one without the other. This team dynamic will certainly continue to carry over on the field as well."

2010 Final Statistics

Overall: 5-11-3 Conf: 2-7-2 Home: 2-4-1 Away: 2-7-2 Neut: 1-0-0

##	Name	GP-GS	Min	G	A	Pts	Sh	Shot%	SOG	SOG%	YC-RC	GW	PK-ATT	FG	OT	HAT	GTG
19	Kelsey Allison	19-15	1231	7	2	16	40	.175	15	.375	2-0	1	0-0	3	0	0	2
2	Laurel Pastor	18-17	1413	3	5	11	54	.056	30	.556	1-0	0	0-0	1	0	0	0
8	Allie Chandler	16-14	1027	4	2	10	57	.070	18	.316	0-0	2	1-1	2	0	0	0
11	Ally Atkins	18-10	1115	3	2	8	23	.130	13	.565	1-0	1	0-0	1	1	0	1
27	Taylor Green	19-1	850	2	0	4	11	.182	4	.364	0-0	0	0-0	0	0	0	1
16	Erin Moskos	18-8	703	1	0	2	14	.071	9	.643	0-0	1	0-0	1	0	0	0
15	Yvonne Desjarlais	17-5	512	1	0	2	10	.100	7	.700	1-0	0	0-0	0	0	0	0
9	Camille Flores	19-17	1271	1	0	2	8	.125	3	.375	3-0	0	0-0	0	0	0	0
22	Kailey Anders	19-19	1739	0	0	0	13	.000	4	.308	0-0	0	0-0	0	0	0	0
24	Andrea Carlson	12-0	362	0	0	0	10	.000	3	.300	0-0	0	0-1	0	0	0	0
7	Jessie Givens	19-14	1025	0	0	0	9	.000	4	.444	1-0	0	0-0	0	0	0	0
5	Rachel Carlson	13-10	606	0	0	0	8	.000	3	.375	2-0	0	0-0	0	0	0	0
18	Beth McVean	19-19	1614	0	0	0	6	.000	2	.333	0-0	0	0-0	0	0	0	0
21	Bethany Labac	12-2	329	0	0	0	3	.000	2	.667	1-0	0	0-0	0	0	0	0
32	Jenn Fryrear	17-15	1541	0	0	0	2	.000	0	.000	0-0	0	0-0	0	0	0	0
25	Daniella O'Shea	12-0	236	0	0	0	2	.000	1	.500	0-0	0	0-0	0	0	0	0
12	Chelsea Tidwell	7-0	142	0	0	0	2	.000	1	.500	0-0	0	0-0	0	0	0	0
10	Kelly O'Connor	7-3	221	0	0	0	2	.000	2	1.000	0-0	0	0-0	0	0	0	0
31	Evan Palmer	2-0	5	0	0	0	0	.000	0	.000	0-0	0	0-0	0	0	0	0
30	Lauren Locklear	1-0	23	0	0	0	0	.000	0	.000	0-0	0	0-0	0	0	0	0
23	Lauren Hallauer	3-2	61	0	0	0	0	.000	0	.000	0-0	0	0-0	0	0	0	0
14	Melanie Foncham	19-19	1784	0	0	0	0	.000	0	.000	0-0	0	0-0	0	0	0	0
13	Callie Authier	5-0	51	0	0	0	0	.000	0	.000	0-0	0	0-0	0	0	0	0
6	Sam Bolton	1-0	5	0	0	0	0	.000	0	.000	0-0	0	0-0	0	0	0	0
1	Britni Williams	19-19	1722	0	0	0	0	.000	0	.000	1-0	0	0-0	0	0	0	0
Total		19	-	22	11	55	274	.080	121	.442	13-0	5	1-2	8	1	0	4
Opponents		19	-	29	26	84	274	.106	136	.496	11-1	11	2-2	9	2	0	4

##	Name	GP-GS	Minutes	GA	Avg	Saves	Pct	W	L	T	Sho
29	Brittany Hudson	1-0	47:17	0	0.00	3	1.000	1	0	0	0
1	Britni Williams	19-19	1732:12	29	1.51	99	.773	4	9	2	6
TM TEAM		0:00	0		0.00	5	1.000	0	0	0	0
Total		19	1779:29	29	1.47	107	.787	5	9	2	6
Opponents		19	1779:29	22	1.11	99	.818	9	5	2	6

Team saves: 5

GOALS BY PERIOD	1st	2nd	OT	OT2	Total	CORNER KICKS BY PRD	1st	2nd	OT	OT2	Total
Arkansas	9	12	1	0	22	Arkansas	37	44	4	2	87
Opponents	11	16	2	0	29	Opponents	36	35	0	0	71

SHOTS BY PERIOD	1st	2nd	OT	OT2	Total	FOULS BY PERIOD	1st	2nd	OT	OT2	Total
Arkansas	121	137	12	4	274	Arkansas	78	97	3	4	182
Opponents	134	131	7	2	274	Opponents	59	76	3	3	141

SAVES BY PERIOD	1st	2nd	OT	OT2	Total	ATTENDANCE SUMMARY	ARKANSAS	OPP
Arkansas	50	53	3	1	107	Total	5365	6128
Opponents	38	56	4	1	99	Dates/Avg Per Date	7/766	11/557
						Neutral Site #/Avg.	1/70	



Andrea Carlson saw action in 12 games with two starts.



Jenn Fryrear made 15 starts as a true freshman.

2010 Final Results

Date	Opponent	Score	Overall	Conf	Attend	Goals scored
8/22/10	FLORIDA INT.	W 1-0	1-0-0	0-0-0	477	Allie Chandler (unassisted)
8/27/10	at Stephen F. Austin	L 2-1	1-1-0	0-0-0	204	Kelsey Allison (Allie Chandler; Laurel Pastor)
9/3/10	vs Miami	W 1-0	2-1-0	0-0-0	70	Erin Moskos (unassisted)
^9/5/10	at FGCU	L 1-0	2-2-0	0-0-0	131	-
9/10/10	at Missouri	L 4-0	2-3-0	0-0-0	607	-
9/12/10	at Missouri State	W 2-1 OT	3-3-0	0-0-0	332	Laurel Pastor (unassisted) Ally Atkins (unassisted)
9/17/10	SAINT MARY'S	T 0-0 2OT	3-3-1	0-0-0	859	-
9/19/10	at #12 Florida St.	L 1-0 OT	3-4-1	0-0-0	767	-
*9/24/10	at Tennessee	L 2-1	3-5-1	0-1-0	1148	Ally Atkins (unassisted)
*9/26/10	at #17 Georgia	T 0-0 2OT	3-5-2	0-1-1	802	-
*10/1/10	AUBURN	L 3-2	3-6-2	0-2-1	683	Kelsey Allison (unassisted) Kelsey Allison (unassisted) Laurel Pastor (Ally Atkins)
*10/3/10	ALABAMA	L 2-1	3-7-2	0-3-1	665	Laurel Pastor (Ally Atkins) Taylor Green (unassisted)
*10/8/10	VANDERBILT	L 2-1 OT	3-8-2	0-4-1	1090	Kelsey Allison (Laurel Pastor) Allie Chandler (penalty kick)
*10/10/10	KENTUCKY	W 2-0	4-8-2	1-4-1	452	Allie Chandler (Laurel Pastor) Camille Flores (Ally Atkins; Pastor) Allie Chandler (unassisted) Yvonne Desjarlais (unassisted)
*10/15/10	at Mississippi St.	W 4-0	5-8-2	2-4-1	353	Kelsey Allison (Allie Chandler) Laurel Pastor (Kelsey Allison) Taylor Green (unassisted) Kelsey Allison (Laurel Pastor)
*10/17/10	at Ole Miss	T 4-4 2OT	5-8-3	2-4-2	304	Kelsey Allison (unassisted) Ally Atkins (Kelsey Allison)
*10/21/10	SOUTH CAROLINA	L 3-1	5-9-3	2-5-2	1139	Kelsey Allison (unassisted) Ally Atkins (Kelsey Allison)
*10/24/10	at #12 Florida	L 3-1	5-10-3	2-6-2	789	-
*10/29/10	at LSU	L 1-0	5-11-3	2-7-2	691	-

*SEC games

TEAM RECORD: W-L-T	ATTEND	Dates	Total	Average
Overall: 5-11-3	Total:	19	11563	609
Conference: 2-7-2	Home:	7	5365	766
Home: 2-4-1	Away:	11	6128	557
Away: 2-7-2	Neutral:	1	70	70
Neutral: 1-0-0				
Overtime: 1-2-3				

The Kids Zone is a part of the gameday atmosphere at Razorback Field.



2010 Box Scores

Game 1
Fla. International (0-2) vs. Arkansas (1-0)
Date: 8/22/10; Attendance: 477

Goals by period	1	2	Tot
Florida Int.	0	0 -	0
Arkansas	1	0 -	1

SCORING SUMMARY:

- 30:52 ARKANSAS Allie Chandler (1) (unassisted)

Shots: Fla. International 10, Arkansas 20

Saves: Fla. International 9 (RAIMO, Melanie 9), Arkansas 7 (Britni Williams 7)

Game 2
Arkansas (1-1-0) vs. Stephen F. Austin (2-1-0)
Date: 8/27/10; Attendance: 204
Weather: hot

Goals by period	1	2	Tot
Arkansas	0	1 -	1
SFA	0	2 -	2

SCORING SUMMARY:

- 51:08 SFA Louw, Kylie (2) (Wasiak, Megan) - Sadler dribbled in from left, shot blocked across to Louw point blank
- 59:58 ARKANSAS Kelsey Allison (1) (Allie Chandler;Laurel Pastor) - 2 long ball ahead to 8, cross to 19, hammered home off bounce
- 72:07 SFA Louw, Kylie (3) (Lee, Janae) - Pass from Lee, dribbled in behind defense found far post

Shots: Arkansas 14, Stephen F. Austin 7

Saves: Arkansas 1 (Britni Williams 1), Stephen F. Austin 4 (Bauder, Courtney 3; TEAM 1)

Game 3
Arkansas (2-1) vs. Miami (2-2-1)
Date: 9/3/10; Attendance: 70
Weather: Sunny, light Breeze

Goals by period	1	2	Tot
Arkansas	0	1 -	1
Miami	0	0 -	0

SCORING SUMMARY:

- 56:02 ARKANSAS Erin Moskos (1) (unassisted) - break away, 1v1 w keeper lower left corner

Shots: Arkansas 11, Miami 10

Saves: Arkansas 5 (Britni Williams 5), Miami 5 (Vikki Alonzo 5)

Game 4
Arkansas (2-2) vs. FGCU (2-3)
Date: 9/5/10; Attendance: 131
Weather: Hot, Sunny

Goals by period	1	2	Tot
Arkansas	0	0 -	0
FGCU	0	1 -	1

SCORING SUMMARY:

- 89:09 FGCU KUHNEN, Michelle (1) (HUNTER, Kathleen) - off a corner kick

Shots: Arkansas 15, FGCU 13

Saves: Arkansas 7 (Britni Williams 7), FGCU 5 (POWERS, Stephanie 5)



Allie Chandler had the game-winner in the opener against FIU.

Game 5
Arkansas (2-2-0) vs. Missouri (0-3-2)
Date: 9/10/10; Attendance: 607

Goals by period	1	2	Tot
Arkansas	0	0 -	0
Missouri	1	3 -	4

SCORING SUMMARY:

- 1:52 MU Collins, Kendra (unassisted)
- 48:59 MU Bonnick, Alysha (4) (unassisted) - unassisted
- 65:04 MU Adam, Kari (1) Penalty kick
- 88:06 MU Krentz, Haley (unassisted) - own goal

Shots: Arkansas 15, Missouri 19

Saves: Arkansas 4 (Britni Williams 4), Missouri 3 (Pritzen, Paula 3)

Game 6
Arkansas (3-3-0) vs. Missouri State (4-3-0)
Date: 9/12/10; Attendance: 332
Weather: Sunny, 81 degrees, slight southern breeze

Goals by period	1	2	OT	Tot
Arkansas	1	0	1 -	2
Missouri State	1	0	0 -	1

SCORING SUMMARY:

- 20:39 ARKANSAS Laurel Pastor (1) (unassisted) - shot from left side about 20 yards out into right side of net
- 44:30 MOSU Bisbee, Logan (1) (Williams, Nia) - Header by Bisbee off corner kick from Nia Williams
- 97:17 ARKANSAS Ally Atkins (1) (unassisted) - Atkins breaks in behind defense and beats keeper

Shots: Arkansas 12, Missouri State 18

Saves: Arkansas 9 (Britni Williams 6; Brittany Hudson 3), Missouri State 4 (Teahan, Jessica 4)

Game 7
Saint Mary's (6-1-1) vs. Arkansas (3-3-1)
Date: 9/17/10; Attendance: 859

Goals by period	1	2	OT	O2	Tot
Saint Mary's	0	0	0	0 -	0
Arkansas	0	0	0	0 -	0

SCORING SUMMARY:

Shots: Saint Mary's 12, Arkansas 18
 Saves: Saint Mary's 8 (Sarah Peters 8), Arkansas 4 (Britni Williams 4)

Game 8
Arkansas (3-4-1) vs. Florida State (6-2-0)
Date: 9/19/10; Attendance: 767
Weather: Blue skies, sunny, 92 degrees

Goals by period	1	2	OT	Tot
Arkansas	0	0	0 -	0
Florida State	0	0	1 -	1

SCORING SUMMARY:

1. 90:17 FSU Tori Huster (4) (Amanda DaCosta;Janice Cayman) - 13 TO 20 TO 10, 17 SECONDS INTO OT

Shots: Arkansas 6, Florida State 19
 Saves: Arkansas 7 (Britni Williams 7), Florida State 6 (Kelsey Wys 6)

Game 9
Arkansas (3-5-1, 0-1-0) vs. Tennessee (4-5-0, 1-0-0)
Date: 9/24/10; Attendance: 1148

Goals by period	1	2	Tot
Arkansas	1	0 -	1
Tennessee	1	1 -	2

SCORING SUMMARY:

1. 10:45 ARKANSAS Ally Atkins (2) (unassisted) - Through ball from left wing to #11 in space, beats keeper, scores
 2. 16:41 TN Kylie Bono (3) (Anna Fisher;Emily Shore) - Corner from #10, headed by #7 to far post where #8 heads in from 3 yds
 3. 87:12 TN Chelsea Hatcher (4) (unassisted) - Long shot from 22 yds right wing, beat GK inside right post

Shots: Arkansas 12, Tennessee 29
 Saves: Arkansas 8 (Britni Williams 8), Tennessee 5 (Molly Baird 5)

Game 10
Arkansas (3-5-2, 0-1-1) vs. Georgia (6-2-2)
Date: 9/26/10; Attendance: 802
Weather: heavy rains

Goals by period	1	2	OT	O2	Tot
Arkansas	0	0	0	0 -	0
Georgia	0	0	0	0 -	0

SCORING SUMMARY:

Shots: Arkansas 6, Georgia 27
 Saves: Arkansas 12 (Britni Williams 12), Georgia 4 (Ashley Baker 4)

Game 11
Auburn (8-3, 2-1) vs. Arkansas (3-6-2, 0-2-1)
Date: 10/1/10; Attendance: 683

Goals by period	1	2	Tot
Auburn	1	2 -	3
Arkansas	1	1 -	2

SCORING SUMMARY:

1. 20:09 ARKANSAS Kelsey Allison (2) (unassisted)
 2. 30:36 AUBURN Katy Frierson (6) (Ana Cate)
 3. 55:02 AUBURN Ashley Marks (4) (Mary Nicholson)
 4. 65:38 ARKANSAS Kelsey Allison (3) (unassisted)
 5. 86:09 AUBURN Jessica Rightmer (3) (Julie King)

Shots: Auburn 20, Arkansas 9
 Saves: Auburn 3 (Amy Howard 3), Arkansas 13 (Britni Williams 10; TEAM 3)

Game 12
Alabama (8-2-1, 3-0-1) vs. Arkansas (3-7-2, 0-3-1)
Date: 10/3/10; Attendance: 665

Goals by period	1	2	Tot
Alabama	2	0 -	2
Arkansas	0	1 -	1

SCORING SUMMARY:

1. 35:58 ALABAMA Lindsey Sillers (1) (Victoria Frederick)
 2. 41:21 ALABAMA Victoria Frederick (2) (unassisted)
 3. 79:06 ARKANSAS Laurel Pastor (2) (Ally Atkins)

Shots: Alabama 12, Arkansas 17
 Saves: Alabama 6 (Justine Bernier 5; TEAM 1), Arkansas 5 (Britni Williams 5)

Game 13
Vanderbilt (5-7-1, 1-3-1) vs. Arkansas (3-8-2, 0-4-1)
Date: 10/8/10; Attendance: 1090

Goals by period	1	2	OT	Tot
Vanderbilt	1	0	1 -	2
Arkansas	1	0	0 -	1

SCORING SUMMARY:

1. 22:59 VANDY Kinsella,Megan (Kinsella,Molly)
 2. 37:47 ARKANSAS Taylor Green (unassisted)
 3. 96:55 VANDY Adams,Nicole (Kinsella,Molly)
 Shots: Vanderbilt 10, Arkansas 22
 Saves: Vanderbilt 9 (Bachtel,Rachel 8; TEAM 1), Arkansas 3 (Britni Williams 3)



Laurel Pastor led the team with five assists.

2009 Box Scores



Taylor Green had the first goal of her career at Ole Miss.

Game 14
Kentucky (7-6-1, 1-4-1) vs. Arkansas (4-8-2, 1-4-1)
Date: 10/10/10; Attendance: 452

Goals by period	1	2	Tot
Kentucky	0	0 -	0
Arkansas	1	1 -	2

SCORING SUMMARY:

- 19:02 ARKANSAS Kelsey Allison (4) (Laurel Pastor)
- 66:46 ARKANSAS Allie Chandler (2) Penalty kick

Shots: Kentucky 4, Arkansas 12

Saves: Kentucky 2 (Sydney Hiance 2), Arkansas 2 (Britni Williams 2)

Game 15
Arkansas (5-8-2, 2-4-1) vs. Mississippi State (7-9-0, 0-7-0)
Date: 10/15/10; Attendance: 353
Weather: Clear skies, 79 degrees, Wind NNW 11 mph

Goals by period	1	2	Tot
Arkansas	0	4 -	4
Mississippi State	0	0 -	0

SCORING SUMMARY:

- 60:49 ARKANSAS Allie Chandler (3) (Laurel Pastor) - off corner kick. Goalkeeper misplayed it.
- 64:05 ARKANSAS Camille Flores (1) (Ally Atkins;Laurel Pastor) - Header from point-blank range.
- 65:53 ARKANSAS Allie Chandler (4) (unassisted) - Shot from 25 yards.
- 75:37 ARKANSAS Yvonne Desjarlais Corner kick - header in the box.

Shots: Arkansas 26, Mississippi State 10

Saves: Arkansas 3 (Britni Williams 3), Mississippi State 7 (Skylar Rosson 7)

Game 16
Arkansas (5-8-3, 2-4-2) vs. Ole Miss (5-8-4, 1-4-3)
Date: 10/17/10; Attendance: 304
Weather: 73 degrees, sunny

Goals by period	1	2	OT	O2	Tot
Arkansas	3	1	0	0 -	4
Ole Miss	1	3	0	0 -	4

SCORING SUMMARY:

- 2:26 ARKANSAS Kelsey Allison (Allie Chandler) - close range shot
- 4:31 ARKANSAS Laurel Pastor (Kelsey Allison) - one-time shot back post
- 31:57 ARKANSAS Taylor Green (unassisted) - off cross bar and down off corner kick
- 39:31 UM Erin Emerson (Dylan Jordan) - beat keeper inside 6
- 53:17 UM Mandy McCalla Penalty kick
- 58:44 ARKANSAS Kelsey Allison (Laurel Pastor) - finish on back post off a cross
- 75:47 UM Alix Hildal (Mandy McCalla) - finish on back post
- 82:28 UM Erin Emerson (Mandy McCalla) - finish off cross

Shots: Arkansas 31, Ole Miss 20

Saves: Arkansas 10 (Britni Williams 10), Ole Miss 11 (Sarah Story 11)

Game 17
South Carolina (13-3-2, 7-1-1) vs. Arkansas (5-9-3, 2-5-2)
Date: 10/21/10; Attendance: 1139

Goals by period	1	2	Tot
South Carolina	2	1 -	3
Arkansas	0	1 -	1

SCORING SUMMARY:

- 37:14 SC Rae Wilson (1) (Kira Campbell)
- 39:09 SC Kayla Grimsley (11) (Rae Wilson)
- 54:43 SC Ellen Fahey (2) (Brittany Rhoades) - Corner kick
- 65:55 ARKANSAS Kelsey Allison (7) (unassisted)

Shots: South Carolina 14, Arkansas 7

Saves: South Carolina 1 (Mollie Patton 1), Arkansas 4 (Britni Williams 3; TEAM 1)

Game 18
Arkansas (5-10-3, 2-6-2) vs. Florida (14-2-2, 8-1-1)
Date: 10/24/10; Attendance: 789
Weather: Sunny 85 degrees, Wind: SSE at 7 mph

Goals by period	1	2	Tot
Arkansas	0	1 -	1
Florida	1	2 -	3

SCORING SUMMARY:

- 14:31 UF Holly KING (1) (Tahnai ANNIS) - 5-yards off corner kick
- 53:35 ARKANSAS Ally Atkins (3) (Kelsey Allison) - 8-yards right side
- 62:58 UF Sarah CHAPMAN (1) (Taylor TRAVIS) - 15-yards in front
- 67:33 UF McKenzie BARNEY (10) (Taylor TRAVIS;Natalia TOROSIAN) - 10-yards in front

Shots: Arkansas 9, Florida 12

Saves: Arkansas 2 (Britni Williams 1; TEAM 1), Florida 3 (Katie FRAINE 3)

Game 19
Arkansas (5-11-3, 2-7-2) vs. LSU (7-8-4, 4-4-3)
Date: 10/29/10; Attendance: 691
Weather: Cool, Clear Skies, Temperatures dipping into 50s

Goals by period	1	2	Tot
Arkansas	0	0 -	0
LSU	0	1 -	1

SCORING SUMMARY:

- 66:30 LSU Murphy, Kellie (2) (Boudreau, Taryne;Eggleston, Addie) - Header from inside the 6 yard box on corner kick.

Shots: Arkansas 12, LSU 8

Saves: Arkansas 1 (Britni Williams 1), LSU 4 (Kinneman, Megan 3; TEAM 1)



Opponents/History

Year-by-Year Results

1986

(3-9)

9/14	Texas Christian	L	0-10
9/17	Missouri Valley	L	0-8
9/18	Missouri Valley	L	0-8
9/21	@ Texas A&M	W	1-0*
9/27	Baylor	L	2-5
9/28	Rockhurst	W	1-0*
10/11	@ Texas Christian	L	1-4
10/12	@ Baylor	L	1-5
10/18	SW Missouri St.	W	4-0
10/25	@ SMU	L	0-7
10/26	@ North Texas	L	1-7
11/8	@ Missouri-Rolla	L	1-16

*Forfeited Match

1987

(10-8)

9/12	@ Rockhurst	W	5-2
9/19	@ SW Missouri St.	W	7-1
9/20	@ Maryville Col.	L	0-3
9/26	Houston Baptist	W	4-0
9/27	Houston Baptist	W	2-0
9/29	Texas Christian	L	0-2
10/3	Rhodes College	W	3-0
10/3	Trinity	W	4-0
10/4	Trinity	W	5-0
10/10	Rockhurst	W	3-0
10/11	SMU	L	0-4
10/17	Tulsa	L	0-2
10/24	@ Houston Baptist	W	7-1
10/25	@ Houston Baptist	W	3-2
10/29	@ Barry University	L	1-6
10/30	@ Boca Raton	L	1-7
11/1	Columbia*	L	2-5
11/8	@ Vanderbilt	L	1-2

*at Miami, FL

1988

(3-10-2)

9/10	@ Missouri-Rolla	T	2-2
9/11	Texas A&M	L	0-3
9/14	@ Tulsa	L	0-8
9/23	@ Alabama	L	0-3
9/24	@ Huntington	W	3-1
9/25	Boca Raton*	L	0-4
9/30	@ NE Missouri St.	L	0-4
10/2	@ Missouri Valley	L	0-2
10/8	Missouri Baptist	T	2-2
10/12	Tulsa	L	0-2
10/15	Vanderbilt	L	1-4
10/18	Oral Roberts	W	4-0
10/22	@ Southern Illinois	W	2-1
10/29	@ SMU	L	0-6
10/30	@ Texas Christian	L	1-2

*at Kirksville, MO



1989

(7-7-2)

9/8	Regis*	W	2-1
9/10	@ NE Missouri St.	L	0-2

9/11	Quincy*	L	0-2
9/13	@ Tulsa	L	2-5
9/16	@ Creighton	W	2-1
9/17	Neb. Wesleyan!	W	1-0
9/24	Southern Illinois	L	1-2
10/7	@ Louisville	W	4-1
10/8	@ Vanderbilt	L	0-1
10/15	Missouri-Rolla	W	2-0
10/18	Tulsa	W	1-0
10/23	Missouri Valley	T	1-1
10/27	@ SW Texas	L	1-2
10/28	@ Texas A&M	T	0-0
11/4	Texas Christian	L	0-2
11/5	Creighton	W	4-0

* at Kirksville, MO ! at Omaha, NE



1990

(7-7-1)

9/8	Vanderbilt	W	2-1
9/12	@ Tulsa	L	2-3
9/15	Denver!	L	2-3
9/16	Wright State	W	3-2
9/22	Regis\$	W	4-1
9/23	@ Colo. College	L	1-6
9/28	SMU#	L	0-4
9/30	@ Texas Christian	T	1-1
10/13	@ Missouri Valley	L	2-3
10/14	@ Missouri-Rolla	W	9-0
10/21	Texas A&M	W	3-1
10/24	Tulsa	L	0-1
10/27	Southern Illinois%	W	2-1
10/28	@ Missouri-SL%	W	2-0
11/4	Creighton	L	0-1

! at Omaha, NE % UMSL Tournament
\$ at Boulder, CO # at Forth Worth, TX



1991

(11-8)

9/8	SIU-Edwardsville	W	2-0
9/12	@ Tulsa	L	0-2
9/14	Missouri-St. Louis	W	2-0
9/15	Missouri-Rolla	W	8-0
9/21	SMU	L	0-2
9/22	Louisville	W	3-0
9/28	@ Colo. College	L	0-2
9/29	Wash. State*	W	3-2
10/6	@ NC-Greensboro	W	1-0
10/7	Davidson#	W	2-1
10/8	@ Virginia	L	0-1
10/12	Missouri Valley	W	1-0
10/13	William Woods	W	5-0
10/16	Tulsa	W	2-0
10/20	@ Vanderbilt	W	2-1
10/25	@ Creighton	L	0-1

10/26	Metro State!	L	2-3
11/2	@ Xavier	L	1-3
11/3	@ Dayton	L	1-2

at Greensboro, NC ! at Omaha, NE
* at Colorado Springs, CO



1992

(8-8-1)

9/7	Texas A&M*	W	4-0
9/12	Kentucky#	W	2-0
9/13	@ SIU-Edwardsville	T	0-0
9/19	William Woods	W	8-0
9/20	Virginia	L	1-3
9/26	Vanderbilt	W	1-0
9/30	@ SMU	L	1-3
10/5	@ Tulsa	L	0-3
10/10	Central Florida\$	L	0-1
10/11	@ FIU	L	0-1
10/14	Tulsa	L	0-1
10/17	Missouri Valley	W	2-0
10/19	UNC-Greensboro	W	3-2
10/23	@ North Carolina	L	1-7
10/25	@ NC State	L	0-1
10/30	Creighton	W	6-0
11/1	Centenary	W	3-1

* at Plano, TX # at SIU-Edwardsville
\$ at Fla. International



1993

(10-10)

9/4	Washington State*	L	3-2
9/6	Texas A&M*	W	2-1
9/11	Missouri Valley	W	4-0
9/15	@ Tulsa	W	1-0
9/19	SMU	W	2-0
9/25	Stanford	L	0-3
9/26	Evansville	W	6-0
10/1	Washington\$	W	3-2
10/3	Cal-Berkeley\$	L	1-2
10/6	Tulsa	L	3-4
10/9	@ NC-Greensboro	L	1-3
10/11	@ Maryland	L	2-3
10/16	Oral Roberts	W	9-0
10/17	Oregon State	W	4-3
10/22	@ Mercer	L	0-2
10/23	NC State#	W	4-2
10/30	Creighton	L	3-2
10/31	FIU	L	1-2
11/5	Auburn%	W	8-0
11/6	Vanderbilt%	L	2-3

* at Plano, TX \$ at Washington St.
at Mercer
% SEC Championship (Nashville, Tenn.)

Year-by-Year Results



1994

(7-11-2/0-3-1 SEC)

9/3	New Mexico*	W	3-1
9/4	Centenary*	L	0-1
9/9	Mercer	W	1-0
9/17	Duke!	L	1-3
9/18	@ North Carolina	L	0-9
9/21	@ Tulsa	L	0-1
9/24	Auburn	T	2-2
9/25	Alabama	L	0-2
9/30	Texas	T	1-1
10/2	Colorado College	W	2-1
10/7	FIU#	W	4-1
10/9	@ Central Florida	L	1-2
10/18	@ Oral Roberts	W	4-0
10/21	@ Vanderbilt	L	2-3
10/23	@ Kentucky	L	1-2
10/26	Tulsa	W	2-0
10/28	@ SMU	L	0-2
10/30	@Texas A&M	L	1-3
11/5	Kentucky%	W	4-2
11/6	Vanderbilt%	L	0-3

* at Plano, TX ! at Chapel Hill, NC

at Orlando, FL

% SEC Championship (Fayetteville, Ark.)



1995

(5-13-1/3-5 SEC)

9/2	@ Texas	L	0-3
9/4	Texas A&M!	L	3-8
9/8	Mississippi St.	W	2-1
9/10	Ole Miss	W	2-1
9/16	Wyoming#	W	2-0
9/17	Central Florida#\$	T	1-1
9/22	Florida	L	0-2
9/24	South Carolina	W	5-0
9/26	@ Tulsa	L	0-1
9/30	Memphis	W	2-0
10/1	Nebraska	L	0-3
10/7	Stanford*	L	0-6
10/9	Oregon State*	L	0-2
10/14	@ Alabama	L	1-4
10/15	@ Auburn	L	1-4
10/20	@ LSU	L	1-2
10/22	@ Kentucky	L	0-2
10/24	Oral Roberts	L	1-2
10/28	SMU	L	0-4

! at Plano, TX #Ark. Adidas Classic

\$ UCF won on PKs, 5-4 * at Corvallis, OR



1996

(11-7-3/4-3-1 SEC)

SEC Western Division Champion

9/2	@ SMU	L	1-3
9/6	@ Wyoming	W	1-0
9/8	@ Colo. College	L	1-2
9/13	Georgia	L	2-4
9/15	@ Tennessee	W	1-0
9/17	Texas-El Paso	W	3-0
9/20	Kansas	W	4-0
9/22	Missouri	L	1-2
9/27	@ Miss. State	L	0-1
9/29	@ Ole Miss	W	3-2
10/6	Stephen F. Austin	W	9-0
10/12	@ Memphis	W	3-2
10/15	@ Oral Roberts	W	1-0
10/18	Alabama	T	3-3
10/20	Auburn	W	4-1
10/27	Vanderbilt	L	1-5
10/29	@ LSU	W	2-0
11/3	Tulsa	T	3-3
11/7	Vanderbilt#	T	0-0
11/9	Georgia#	W	3-1
11/10	Florida^	L	2-3

SEC Championship (Lexington, Ky.)

^ SEC Championship Game



1997

(6-12-1/2-6 SEC)

8/30	Arizona	L	0-3
9/5	@ Texas Christian	W	2-1
9/7	@ North Texas	L	1-5
9/12	Ole Miss	L	1-2
9/14	Miss. State	W	4-0
9/19	@ Creighton	L	2-3
9/21	@ Nebraska	L	0-8
9/26	South Carolina	L	1-2
9/28	Florida	L	1-7
10/5	@ Oklahoma St.	L	2-3
10/10	@ Kansas	T	2-2
10/12	@ Missouri	W	3-1
10/17	@ Auburn	L	1-2
10/19	@ Alabama	L	3-5
10/24	@ Kentucky	L	0-3
10/26	LSU	W	9-3
10/31	Memphis	W	4-2
11/2	SW Missouri	W	5-1
11/6	Vanderbilt#	L	3-8

SEC Championship (Gainesville, Fla.)



1998

(6-11-0/2-6 SEC)

9/1	@ Drury	W	3-0
9/4	Oklahoma	L	1-2
9/6	Oklahoma State	L	1-2
9/11	@ Miss. State	W	1-0
9/13	@ Ole Miss	L	1-2
9/18	Mercer	W	5-4
9/25	@ Tennessee	L	0-5
9/27	@ Georgia	L	0-5
10/4	Purdue	W	5-1
10/9	@ UMBC	L	1-2
10/11	@ Navy	L	1-3
10/16	Auburn	W	3-1
10/18	Alabama	L	1-2
10/23	Vanderbilt	L	1-4
10/25	@ LSU	L	0-4
10/28	Oral Roberts	W	4-1
10/31	@ Ohio State	L	1-5



1999

(7-12-0/4-5 SEC)

8/29	@ Tulsa	L	1-4
9/3	@ Texas	L	0-1
9/5	@ Texas Tech	W	2-0
9/10	Ole Miss	L	1-2
9/12	Miss. State	W	8-0
9/17	@ San Francisco	L	0-3
9/19	@ California	L	0-2
9/24	@ South Carolina	L	0-1
9/26	@ #3 Florida	L	0-5
10/1	Wisc.-Green Bay	W	6-3
10/2	Colorado College	W	3-0
10/8	@ SW Missouri	L	1-2
10/10	LSU	W	3-0
10/15	@ Auburn	W	3-0
10/17	@ Alabama	W	3-2
10/22	Kentucky	L	1-4
10/24	Vanderbilt	L	0-1
10/31	Oklahoma	L	0-3
11/3	#2 Florida #	L	3-4

SEC Championship (Nashville, Tenn.)

Year-by-Year Results



2000

(7-11-3/3-5-1 SEC)

8/27	@ Colo. College	L	1-4	
9/1	@ Baylor	T	1-1	OT
9/3	#15 SMU !	L	0-4	
9/7	Texas	L	2-3	OT
9/9	TCU	T	0-0	OT
9/15	@ Hawai'i	W	1-0	
9/16	Loyola Mary. *	L	2-3	OT
9/20	SW Missouri	W	3-2	
9/24	@ LSU	L	0-1	
9/27	Tulsa	L	2-3	
9/29	@ Miss. State	W	1-0	
10/1	@ Ole Miss	L	2-4	
10/6	Tennessee	L	1-3	
10/8	Georgia	T	2-2	OT
10/10	Drury	W	3-1	
10/13	Auburn	W	3-2	
10/15	Alabama	W	5-2	
10/20	@ Vanderbilt	L	0-4	
10/22	@ Kentucky	L	1-2	
10/27	Mercer	W	6-0	
11/2	#12 Florida #	L	1-4	

! Waco, Texas * Honolulu, Hawai'i
SEC Championship (Athens, Ga.)



2001

(6-14-0/2-7-0 SEC)

9/2	Texas Tech	W	6-1	
9/7	@ San Diego	L	0-2	
9/9	@ Pepperdine	L	1-4	
9/18	@ Tulsa	L	0-1	
9/21	@ #19 William & Mary!	L	0-2	
9/23	George Mason !	L	0-4	
9/25	Drury	W	3-1	
9/28	@ Wisc.-Green Bay	W	4-3	
9/30	@ Wisc.-Milwaukee	L	0-5	
10/5	Mississippi State	W	4-1	
10/7	Ole Miss	L	1-2	2OT
10/12	South Carolina	L	0-2	
10/14	Florida	L	1-4	
10/19	@ Auburn	L	0-2	
10/21	@ Alabama	L	2-3	
10/24	SW Missouri	W	4-0	
10/26	@ #17 Tennessee	L	1-3	
10/28	@ Georgia	L	1-6	
11/2	LSU	W	6-5	OT
11/4	@ Oklahoma	L	1-3	

! Tribe Invitational (Williamsburg, Va.)



2002

(7-12-1/3-5-1 SEC)

8/30	@ #22 Washington	L	1-4	
9/1	@ Portland State	L	2-3	
9/4	Tulsa	L	1-2	
9/6	SE Missouri	W	2-1	
9/8	Oklahoma	L	0-3	
9/13	Kansas	L	2-3	
9/15	Oklahoma State	L	1-2	
9/20	@ Old Dominion	W	5-2	
9/22	@ Navy	L	0-3	
9/25	@ Drury	W	3-0	
10/2	Louisiana-Monroe	W	6-0	
10/4	@ Miss. State	L	0-3	
10/6	@ Ole Miss	L	1-2	
10/11	@ South Carolina	W	2-1	2OT
10/13	@ Florida	L	1-2	
10/18	Auburn	L	1-2	2OT
10/20	Alabama	W	2-0	
10/25	Kentucky	L	1-3	
10/27	Vanderbilt	W	4-3	
11/3	@ LSU	T	1-1	2OT



2003

(7-10-2/3-6-0 SEC)

8/29	@ Oklahoma	L	1-3	
8/31	@ Tulsa	L	1-2	
9/3	Oral Roberts	W	3-1	
9/5	vs. Arizona \$	W	3-2	
9/7	vs. Purdue \$	L	0-4	
9/12	William & Mary %	T	1-1	2OT
9/14	Old Dominion %	T	1-1	2OT
9/21	@ George Mason	W	3-0	
9/30	Drury	W	2-0	
10/3	@ Vanderbilt	W	2-0	
10/5	@ Kentucky	L	2-3	OT
10/10	Mississippi State	W	4-2	
10/12	Ole Miss	L	1-4	
10/17	Tennessee	L	0-4	
10/19	Georgia	L	2-7	
10/24	@ #23 Auburn	L	0-2	
10/26	@ Alabama	L	1-3	
10/31	LSU	W	3-2	
11/2	Oklahoma State	L	0-1	

\$ Nike Missouri Tournament
% Fayetteville Athletic Club Classic



2004

(6-11-2/2-7-2 SEC)

8/27	@ SE Missouri	L	2-3	
8/29	Tulsa	W	1-0	
9/3	SW Missouri	W	1-0	
9/5	Oklahoma	L	1-2	
9/7	@ Oral Roberts	L	0-1	
9/10	vs. Grambling %	W	4-0	
9/12	vs. Southern %	W	11-0	
9/19	@ Old Dominion	L	1-3	
9/24	Vanderbilt	W	2-1	
9/26	Kentucky	T	1-1	2OT
10/1	@ Mississippi St.	W	2-1	OT
10/3	@ Ole Miss	L	0-3	
10/8	@ #13 Tennessee	L	1-3	
10/10	@ Georgia	T	0-0	2OT
10/15	#19 Auburn	L	0-1	
10/17	Alabama	L	1-3	
10/22	South Carolina	L	0-1	
10/24	@ #25 Florida	L	1-2	
10/29	@ LSU	L	0-3	

% Bulldog Classic (Huntsville, Ala.)



2005

(6-12-0/3-8-0 SEC)

8/26	@ Tulsa	W	5-1	
8/28	@ Oklahoma	L	0-3	
9/2	@ #23 Kansas	L	0-1	
9/4	Oral Roberts	W	3-0	
9/11	George Mason	L	0-1	
9/16	@ Liberty	L	1-2	
9/18	S.E. Louisiana	W	2-0	
9/23	@ Vanderbilt	L	0-5	
9/35	@ Kentucky	L	1-2	
9/30	Miss. St.	W	1-0	
10/2	Ole Miss	L	0-1	
10/7	#14 Tennessee	L	1-2	OT
10/9	Georgia	L	0-1	
10/14	@ Auburn	L	1-2	2OT
10/16	@ Alabama	W	2-1	
10/21	@ South Carolina	W	2-1	
10/23	#19 Florida	L	0-1	
10/28	LSU	L	3-4	



2006

(10-7-2/3-6-2 SEC)

8/25	@ Missouri St.	L	2-3	2OT
8/27	@ S.E. Louisiana	W	4-1	
9/1	Northeastern St.	W	4-0	
9/3	Liberty	W	3-1	
9/8	Louisiana Tech	W	2-1	OT
9/10	Alabama A&M	W	1-0	

Year-by-Year Results

Coaches Records

9/15	@ Tulsa	W	2-0	
9/17	@ Memphis	W	1-0	
9/24	Vanderbilt	L	1-2	2OT
9/29	@ Mississippi	L	0-2	
10/1	@ Miss. St.	W	3-0	
10/6	@ Georgia	W	2-1	
10/8	@ Tennessee	L	0-3	
10/13	Alabama	W	5-0	
10/15	Auburn	T	0-0	2OT
10/20	@ #15 Florida	L	0-1	2OT
10/22	South Carolina	T	1-1	2OT
10/27	@ LSU	L	0-1	
10/29	Kentucky	L	0-1	



2007

(8-11-1/1-9-1 SEC)

8/31	Tulsa	W	2-0	
9/2	Memphis	L	1-2	2OT
9/5	@ Oral Roberts	W	3-0	
9/7	Austin Peay	W	2-0	
9/9	@ Western Michigan	L	0-1	
9/14	@ Louisiana Tech	W	6-0	
9/16	@ Centenary	W	1-0	OT
9/21	Missouri State	W	1-0	2OT
9/23	Jacksonville State	W	5-0	
9/28	Mississippi	L	1-2	OT
9/30	Mississippi State	W	2-0	
10/5	#21 Georgia	L	0-1	
10/7	#6 Tennessee	T	1-1	2OT
10/12	@ Alabama	L	0-2	
10/14	@ Auburn	L	0-2	
10/19	@ Kentucky	L	1-2	
10/21	@ Vanderbilt	L	0-2	
10/25	#23 Florida	L	0-1	
10/28	@ South Carolina	L	0-1	
11/2	LSU	L	0-1	OT



2008

(11-8/4-7 SEC)

8/22	@ Missouri State	W	1-0	
8/29	Tulsa	L	0-1	
8/31	Oral Roberts	W	4-3	
9/5	@ Jacksonville State	W	4-0	
9/7	vs Samford	W	1-0	2OT
9/12	@ Austin Peay	W	1-0	
9/19	Western Michigan	W	3-0	
9/21	Nicholls State	W	7-0	
9/26	@ Mississippi	W	2-0	
9/28	@ Mississippi State	W	1-0	
10/3	@ Georgia	L	1-2	2OT
10/5	@ Tennessee	L	0-2	
10/10	Alabama	L	1-3	
10/12	Auburn	L	1-2	
10/17	Kentucky	W	3-1	
10/19	Vanderbilt	W	2-1	
10/23	@ #7 Florida	L	0-3	

10/26	South Carolina	L	1-3	
10/31	@ LSU	L	1-3	



2009

(8-7-4/2-7-2 SEC)

8/21	@ Michigan	W	2-0	
8/28	Air Force #	W	4-2	
8/30	Missouri State #	W	2-0	
9/3	@ Tulsa	T	0-0	2OT
9/6	@ Oral Roberts	W	3-0	
9/13	Stephen F. Austin	W	3-0	
9/18	@ Florida Atlantic	T	1-1	2OT
9/20	@ Florida International	W	2-0	
9/25	Tennessee	L	1-0	
9/27	Georgia	L	2-0	
10/2	@ Auburn	L	2-1	
10/4	@ Alabama	T	0-0	2OT
10/9	@ Vanderbilt	W	2-0	
10/11	@ Kentucky	T	0-0	2OT
10/16	Mississippi State	W	1-0	
10/18	# 21 Ole Miss	L	1-0	OT
10/22	@ # 10 South Carolina	L	2-0	
10/25	# 12 Florida	L	1-0	
10/30	# 16 LSU	L	4-1	

Razorback Adidas Classic



2010

(5-11-3/2-7-2 SEC)

8/22	Florida International	W	1-0	
8/27	@Stephen F. Austin	L	2-1	
9/3	vs. Miami (Fla.)%	W	1-0	
9/5	@Florida Gulf Coast	L	1-0	
9/10	@Missouri	L	4-0	
9/12	@Missouri St.	W	2-1	OT
9/17	St. Mary's	T	0-0	2OT
9/19	@ #11 Florida St.	L	1-0	OT
9/24	@at Tennessee	L	2-1	
9/26	@ #17 Georgia	T	0-0	2OT
10/1	Auburn	L	3-2	
10/3	Alabama	L	2-1	
10/8	Vanderbilt	L	2-1	OT
10/10	Kentucky	W	2-0	
10/15	@Mississippi St.	W	4-0	
10/17	@Ole Miss	T	4-4	2OT
10/21	#14 South Carolina	L	3-1	
10/24	@ #8 Florida	L	3-1	
10/29	@ LSU	L	1-0	

% Fort Myers, Fla.



Curtis Sergeant

1986	3-9-0
1987	10-8-0
Total	13-17-0



Kathy Ludwig

1988	3-10-2
1989	7-7-2
Total	10-17-4



Marcia McDermott

1990	7-7-1
1991	11-8-0
1992	8-8-1
Total	26-23-2



Janet Rayfield

1993	10-10-0
1994	7-11-2
1995	5-13-1
1996	11-7-3
1997	6-12-1
1998	6-11-0
Total	45-64-7



Alan Kirkup

1999	7-12-0
2000	7-11-3
2001	6-14-0
2002	7-12-1
2003	7-10-2
Total	34-59-6



Gordon Henderson

2004	6-11-2
2005	6-12-0
2006	10-7-2
2007	8-11-1
2008	11-8-0
Total	41-49-5



Erin Aubry

2009	8-7-4
2010	5-11-3
Total	13-18-7

Career Records - Offense



Holly Collins is Arkansas' all-time leader with 26 career assists and 79 game started from 1997-2001. She is also ninth with 50 points.

Points

1. 103Julie Williford (2000-03)
2. 92Ruthie Miller (1989-92)
3. 81Mary Howard (1987-90)
4. 69Christina Burger (2003-06)
5. 66Brittany Burns (1995-98)
6. 55Alexis Hyrup (1992-96)
7. 54Honey Marsh (1991-94)
Heather Cato (1996-99)
9. 50Holly Collins (1997-01)
10. 49Jessica Fraser (1997-98)

Goals

1. 44Julie Williford (2000-03)
2. 38Ruthie Miller (1989-92)
3. 35Mary Howard (1987-90)
4. 29Christina Burger (2003-06)
5. 25Brittany Burns (1995-98)
6. 24Heather Cato (1996-99)
7. 20Jessica Fraser (1997-98)
8. 19Alexis Hyrup (1992-96)
9. 17Honey Marsh (1991-94)
Lindsay Patterson (2005-08)

Assists

1. 26Holly Collins (1997-01)
2. 17Alexis Hyrup (1992-96)
3. 16Brittany Burns (1995-98)
Ruthie Miller (1989-92)
Kit Carson (1990-93)
Honey Marsh (1991-94)
Abbey Wilburn (2005-08)
8. 15Julie Williford (2000-03)

9. 14Andie Hickman (1993-96)
10. 13Nicole Bynum (1996-99)

Shots on Goal

1. 232Ruthie Miller (1989-92)
2. 147Julie Williford (2000-03)
3. 133Honey Marsh (1991-94)
4. 131Brittany Burns (1995-98)
5. 124Alexis Hyrup (1992-96)
6. 122Kit Carson (1990-93)
7. 110Betsy Coverdale (1991-94)
8. 106Heather Cato (1996-1999)
9. 100Holly Collins (1997-01)
10. 97Mary Howard (1987-90)

Game-Winning Goals

1. 12Julie Williford (2000-03)
2. 9Mary Howard (1987-90)
3. 8Ruthie Miller (1989-92)
4. 7Christina Burger (2002-06)
5. 6Lindsay Patterson (2005-08)
6. 5Betsy Coverdale (1991-94)
Denise Brown (1992-94)
8. 4Angie Rigsby (1995-97)
Brittany Burns (1995-98)
Jessica Fraser (1997-98)
Kathleen Paulsen (2006-09)
Sophie Wentz (2006-09)
Kelly O'Connor (2007-10)

Game-Tying Goals

1. 7Ruthie Miller (1989-92)
2. 5Brittany Burns (1995-98)
Julie Williford (2000-03)
4. 4Honey Marsh (1991-94)
Jessica Fraser (1997-98)
6. 3Amy Van Laecke (1993)
Heather Cato (1996-99)
Holly Collins (1997-01)
Crystal Test (2000-02)
Megan McCool (2002-05)
Christina Burger (2004-06)

Games Played

1. 80Kellie Bedient (2000-03)
Julie Williford (2000-03)
3. 79Holly Collins (1997-01)
Mary Langston (1999-02)
5. 78Alexis Hyrup (1992-96)
Allison Harris (2003-07)
7. 77Jenni Brashear (2001-04)
Kathleen Paulsen (2006-09)
9. 76Honey Marsh (1991-94)
Clare McKenna (1994-97)
Pam Pesnell (1999-03)
Katie Taylor (2002-05)
Abbey Wilburn (2005-08)
Sophie Wentz (2006-09)



Current Razorback Allie Chandler has three game-winning goals in her first two years, just two short of ranking among the all-time leaders.

Games Started*

1. 79Holly Collins (1997-01)
2. 78Allison Harris (2003-07)
3. 76Honey Marsh (1991-94)
Abbey Wilburn (2005-08)
5. 75Kellie Bedient (2000-03)
6. 74Devon Burger (2003-06)
7. 73Carrie Dillsaver (2003-06)
8. 72Mary Langston (1999-02)
Megan McCool (2002-05)
Christina Burger (2003-06)

* stat not kept between 1986-88



Christina Burger is fourth on the all-time career charts in goals (29), points (69) and game-winning goals (7).

Wins

- 30 Britni Williams (2007-10)
- 28 Carrie Dillsaver (2003-06)
- 24 Molly Myers (1989-92)
Kerri Reifel (1991-94)
- 17 Holly Smith (1993-86)
- 16 Lindsay Haywood (2000-03)
- 12 Adrin Pedigo (1987-90)
Megan Bals (1998-02)
- 6 Jennifer Traw (1998-99)
- 5 Jessica Shoffner (1997)

Saves

- 403 Molly Myers (1989-92)
- 360 Kerri Reifel (1991-94)
- 357 Britni Williams (2007-10)
- 339 Carrie Dillsaver (2003-06)
- 302 Holly Smith (1993-96)
- 256 Lindsay Haywood (2000-03)
- 191 Megan Bals (1998-02)
- 90 Jessica Shoffner (1997)
- 78 Jennifer Traw (1998-99)
- 58* Adrin Pedigo (1987-90)

Goals Against Average

- 1.13 Britni Williams (2007-10)
- 1.33 Molly Myers (1989-92)
- 1.43 Carrie Dillsaver (2003-06)
- 1.68 Holly Smith (1993-96)
- 1.76 Kerri Reifel (1991-94)
- 2.13 Lindsay Haywood (2000-03)
- 2.21 Megan Bals (1998-02)
- 2.39 Adrin Pedigo (1987-90)
- 2.58 Jennifer Traw (1998-99)
- 3.43 Jessica Shoffner (1997)



Britni Williams is Arkansas' all-time leader in wins (30), goals against average (1.13), shut-outs (28), minutes (6,948), games played (77) and games started (76).



Molly Myers is Arkansas' all-time leader with 403 saves from 1989-92.

Shutouts

- 28 Britni Williams (2007-10)
- 17.5 Molly Myers (1989-92)
- 17 Carrie Dillsaver (2003-06)
- 12 Holly Smith (1993-96)
- 9 Kerri Reifel (1991-94)
- 7 Lindsay Haywood (2000-03)
- 6 Adrin Pedigo (1987-90)
- 5.5 Megan Bals (1998-02)
- 2.5 Jennifer Traw (1998-99)
- 1 Jessica Shoffner (1997)
Sarah Webb (1996)

Minutes

- 6948 Britni Williams (2007-10)
- 6731 Carrie Dillsaver (2003-06)
- 5334 Molly Myers (1989-92)
- 4317 Lindsay Haywood (2000-03)
- 4139 Holly Smith (1993-96)
- 3615 Kerri Reifel (1991-94)
- 3096 Megan Bals (1998-02)
- 1501 Jennifer Traw (1998-99)
- 1235 Jessica Shoffner (1997)
- 567* Adrin Pedigo (1987-90)

Shots Faced

- 893 Carrie Dillsaver (2003-06)
- 810 Britni Williams (2007-10)
- 798 Molly Myers (1989-92)
- 651 Kerri Reifel (1991-94)
- 619 Lindsay Haywood (2000-03)
- 556 Holly Smith (1993-96)
- 465 Megan Bals (1998-02)
- 236 Jennifer Traw (1998-99)
- 198 Jessica Shoffner (1997)
- 128* Adrin Pedigo (1987-90)

Games Played

- 77 Britni Williams (2007-10)
- 73 Carrie Dillsaver (2003-06)
- 63 Molly Myers (1989-92)
- 49 Lindsay Haywood (2000-03)
- 47 Kerri Reifel (1991-94)
Holly Smith (1993-96)
- 41 Adrin Pedigo (1987-90)
- 38 Megan Bals (1998-02)
- 20 Jennifer Traw (1998-99)
- 17 Jessica Shoffner (1997)

Games Started

- 76 Britni Williams (2007-10)
- 73 Carrie Dillsaver (2003-06)
- 61 Molly Myers (1989-92)
- 45 Lindsay Haywood (2000-03)
- 42 Holly Smith (1993-96)
- 36 Adrin Pedigo (1987-90)
Kerri Reifel (1991-94)
- 35 Megan Bals (1998-02)
- 18 Jennifer Traw (1998-99)
- 15 Jessica Shoffner (1997)

* Stat not kept between 1986-88



Carrie Dillsaver holds school records with 28 wins, 6,731 minutes, 893 shots faced, and 73 games played and started from 2003-06.

Career Records - SEC

Points

- 40 Julie Williford (2000-03)
- 30 Christina Burger (2003-06)
- 28 Heather Cato (1996-99)
- 26 Holly Collins (1997-01)
- 20 Brittany Burns (1995-98)
Megan McCool (2002-05)
Lindsay Patterson (2005-08)

Goals

- 17 Julie Williford (2000-03)
- 14 Christina Burger (2003-06)
- 13 Heather Cato (1996-99)
- 8 Jessica Fraser (1997-98)
Megan McCool (2002-05)

Assists

- 14 Holly Collins (1997-01)
- 8 Abbey Wilburn (2005-08)
- 6 Brittany Burns (1995-98)
Andie Hickman (1994-96)
Julie Williford (2000-03)
Laurel Pastor (2009-10)

Game-Winning Goals

- 3 Lindsay Waxler (1995-98)
Jessica Fraser (1997-98)
Julie Williford (2000-03)
Christina Burger (2003-06)
Lindsay Patterson (2005-08)

Game-Tying Goals

- 3 Brittany Burns (1995-98)
Julie Williford (2000-03)
Megan McCool (2002-05)
- 2 Crystal Test (2000-02)
Christina Burger (2003-06)

Games Played

- 44 Abbey Wilburn (2005-08)
44 Kathleen Paulsen (2006-09)



2010 co-captain Camille Flores finished tied for third in career SEC games played with 43.



Jessica Fraser scored eight goals against SEC competition in her two years, including three game-winners.

- 43 Sophie Wentz (2006-09)
Camille Flores (2007-10)
- 42 Christina Burger (2003-06)
Devon Burger (2003-06)
- 41 Allison Harris (2004-07)
41 Kat Moffett (2006-09)
- 40 Carrie Dillsaver (2003-06)
Megan McCool (2002-05)
Katie Taylor (2002-05)

Games Started

- 44 Abbey Wilburn (2005-08)
- 42 Christina Burger (2003-06)
Devon Burger (2003-06)
- 41 Allison Harris (2004-07)
- 40 Megan McCool (2002-05)
Carrie Dillsaver (2003-06)
Lindsay Patterson (2005-08)

GOALKEEPING

Wins

- 10 Carrie Dillsaver (2003-06)
- 9 Britni Williams (2007-10)
- 7 Holly Smith (1995-96)
Lindsay Haywood (2000-03)
- 6 Megan Bals (1999-02)

Saves

- 239 Britni Williams (2007-10)
- 204 Carrie Dillsaver (2003-06)
- 167 Lindsay Haywood (2000-03)
- 91 Holly Smith (1995-96)
- 54 Megan Bals (1999-02)

Goals Against Average

- 1.55 Britni Williams (2007-10)
- 1.68 Carrie Dillsaver (2003-06)
- 1.79 Megan Bals (1999-02)

- 1.80 Holly Smith (1995-96)
- 2.08 Kerri Reifel (1994)

Shutouts

- 10 Britni Williams (2007-10)
- 5 Carrie Dillsaver (2003-06)
- 3 Megan Bals (1999-02)
- 2 Holly Smith (1995-96)
- 1 Jessica Shoffner (1997)
Jen Traw (1998-99)
Lindsay Haywood (2000-03)

Minutes

- 3,955 Britni Williams (2007-10)
- 3,707 Carrie Dillsaver (2003-06)
- 2,504 Lindsay Haywood (2000-03)
- 1,548 Holly Smith (1995-96)
- 905 Megan Bals (1999-02)

Shots Faced

- 569 Carrie Dillsaver (2003-06)
- 537 Britni Williams (2007-10)
- 396 Lindsay Haywood (2000-03)
- 201 Holly Smith (1995-96)
- 144 Jen Traw (1998-99)

Games Played

- 44 Britni Williams (2007-10)
- 40 Carrie Dillsaver (2003-06)
- 28 Lindsay Haywood (2000-03)
- 16 Holly Smith (1995-96)
- 12 Megan Bals (1999-02)

Games Started

- 44 Britni Williams (2007-10)
- 40 Carrie Dillsaver (2003-06)
- 26 Lindsay Haywood (2000-03)
- 16 Holly Smith (1995-96)
- 11 Megan Bals (1999-02)



Abbey Wilburn started a school-record 44 games in SEC play from 2005-08.

Season Records - Offense

Points

- 39 Mary Howard (1987)
- 36 Amy Van Laecke (1993)
- 32 Ruthie Miller (1991)
Brittany Burns (1996)
- 31 Julie Williford (2001)
- 30 Julie Williford (2003)
- 29 Honey Marsh (1993)
Julie Williford (2002)
- 28 Jessica Fraser (1997)
- 26 Angie Rigsby (1996)

Shots on Goal

- 78 Amy Van Laecke (1993)
- 72 Ruthie Miller (1989)
- 64 Honey Marsh (1994)
- 62 Ruthie Miller (1992)
- 54 Ruthie Miller (1991)
Mary Howard (1989)
- 52 Kelly Mackey (1989)
- 51 Heather Cato (1997)
- 48 Jessica Fraser (1997)
- 47 Honey Marsh (1993)

Games Started

- 21 Brittany Burns (1996)
Anne Marx (1996)
Clare McKenna (1996)
Holly Smith (1996)
Holly Collins (2000)
Erin Sampson (2000)



With a knack for finding the back of the net, Mary Howard (left) scored a program-best 17 goals during the 1987 season. She also set records with five game-winners and 39 total points.

Goals

- 17 Mary Howard (1987)
- 15 Julie Williford (2001)
- 14 Ruthie Miller (1991)
- 13 Honey Marsh (1993)
Julie Williford (2003)
- 12 Amy Van Laecke (1993)
Brittany Burns (1996)
Jessica Fraser (1997)
Julie Williford (2002)
- 10 Angie Rigsby (1996)

Game-Winning Goals


- 5 Mary Howard (1987)
- 4 Ruthie Miller (1991)
Julie Williford (2002)
Julie Williford (2003)
Christina Burger (2005)
- 3 Kim Stewart (1990)
Betsy Coverdale (1992)
Anne Marx (1993)
Denise Brown (1994)
Angie Rigsby (1996)
Lindsay Waxler (1996)
Christina Burger (2006)
Lindsay Patterson (2007)

Assists

- 12 Amy Van Laecke (1993)
Andie Hickman (1996)
- 9 Holly Collins (1999)
Holly Collins (2000)
- 8 Honey Marsh (1994)
Brittany Burns (1996)
- 7 Alexis Hyrup (1992)
Ruthie Miller (1992)
Kathy Krupa (1995)
Lindsey Waxler (1996)
Holly Collins (2001)
Mandy Komar (2001)

Game-Tying Goals

- 4 Jessica Fraser (1997)
- 3 Ruthie Miller (1991)
Honey Marsh (1993)
Amy Van Laecke (1993)
Crystal Test (2001)
- 2 10 tied, 10 times



Ann Marx scored three game-winning goals in 1993.

Season Records - Goalkeeping

Wins

1. 11 Molly Myers (1991)
Holly Smith (1996)
Britni Williams (2008)
4. 10 Kerri Reifel (1993)
Carrie Dillsaver (2006)
6. 8 Adrin Pedigo (1987)
Kerri Reifel (1992)
Britni Williams (2007)
9. 7 Molly Myers (1990)
Megan Bals (1999)
Britni Williams (2009)

Saves

1. 172 Kerri Reifel (1994)
2. 170 Holly Smith (1996)
3. 159 Kerri Reifel (1993)
4. 114 Molly Myers (1991)
5. 112 Holly Smith (1995)
6. 110 Molly Myers (1990)
7. 106 Megan Bals (1999)
8. 104 Carrie Dillsaver (2004)
9. 102 Molly Myers (1992)
10. 99 Britni Williams (2010)

Goals Against Average ^

1. 0.82 Britni Williams (2009)
2. 0.91 Carrie Dillsaver (2006)
Britni Williams (2007)
4. 1.00 Molly Myers (1989)
5. 1.05 Molly Myers (1991)
6. 1.14 Adrin Pedigo (1989)
7. 1.23 Molly Myers (1992)



Britni Williams holds the top two spots for SEC shutouts in a season.

8. 1.28 Britni Williams (2008)
9. 1.33 Holly Smith (1996)
10. 1.44 Kerri Reifel (1992)
Carrie Dillsaver (2004)

Goals Against ^

1. 12 Molly Myers (1989)
2. 16 Britni Williams (2009)
3. 18 Carrie Dillsaver (2006)
Britni Williams (2007)
5. 20 Molly Myers (1991)
Molly Myers (1992)
Lindsay Haywood (2002)
8. 24 Britni Williams (2008)
9. 27 Molly Myers (1990)
10. 28 Carrie Dillsaver (2004)
Carrie Dillsaver (2005)

Shutouts

1. 9 Britni Williams (2009)
2. 7 Holly Smith (1996)
Britni Williams (2008)
4. 6.5 Molly Myers (1991)
5. 6 Carrie Dillsaver (2006)
Britni Williams (2007)
Britni Williams (2010)
8. 5 Molly Myers (1992)
Carrie Dillsaver (2004)
10. 4.5 Molly Myers (1989)
Megan Bals (1999)

Minutes

1. 2094 Holly Smith (1996)
2. 1788 Carrie Dillsaver (2006)
3. 1777 Britni Williams (2007)
4. 1761 Holly Smith (1995)
5. 1753 Carrie Dillsaver (2004)
6. 1746 Britni Williams (2009)
7. 1732 Britni Williams (2010)
8. 1707 Kerri Reifel (1993)
9. 1694 Britni Williams (2008)
10. 1641 Carrie Dillsaver (2005)

Shots Faced

1. 317 Kerri Reifel (1994)
2. 291 Kerri Reifel (1993)
3. 288 Holly Smith (1995)
4. 249 Carrie Dillsaver (2005)
5. 247 Britni Williams (2009)
6. 242 Britni Williams (2007)
7. 235 Megan Bals (1999)
8. 234 Carrie Dillsaver (2004)
9. 228 Molly Myers (1990)
Lindsay Haywood (2000)

Games Played

1. 21 Holly Smith (1996)
2. 20 Britni Williams (2007)
3. 19 Molly Myers (1991)
Holly Smith (1995)
Megan Bals (1999)
Carrie Dillsaver (2004)
Carrie Dillsaver (2006)
Britni Williams (2008)
Britni Williams (2009)
Britni Williams (2010)
11. 18 Kerri Reifel (1993)
Kerri Reifel (1994)
Lindsay Haywood (2000)
Carrie Dillsaver (2005)

Games Started

1. 21 Holly Smith (1996)
2. 20 Britni Williams (2007)
3. 19 Molly Myers (1991)
Holly Smith (1995)
Carrie Dillsaver (2004)
Carrie Dillsaver (2006)
Britni Williams (2008)
Britni Williams (2010)
9. 18 Kerri Reifel (1993)
Kerri Reifel (1994)
Megan Bals (1999)
Carrie Dillsaver (2005)
Britni Williams (2009)

^ Minimum of 50% of minutes played

Season Records - SEC

Points

- 14 Julie Williford (2003)
Kelsey Allison (2010)
- 13 Christina Burger (2005)
- 12 Jessica Fraser (1997)
Julie Williford (2001)
- 10 Heather Cato (1999)

Goals

- 6 Julie Williford (2001)
Julie Williford (2003)
Christina Burger (2005)
Kelsey Allison (2010)
- 5 Jessica Fraser (1997)
Heather Cato (1999)

Assists

- 5 Kathy Krupa (1995)
Andie Hickman (1996)
Holly Collins (1999)
Holly Collins (2000)
- 4 Abbey Wilburn (2005)
Laurel Pastor (2010)



Heather Cato had five goals and 10 points in 1999.

Game Winning Goals

- 3 Lindsay Waxler (1996)
- 2 Jessica Fraser (1997)
Jennifer Brashear (2001)
Christina Burger (2005)
Lindsay Patterson (2006)

Game Tying Goals

- 2 Brittany Burns (1996)
Crystal Test (2001)
Julie Williford (2001)
Megan McCool (2002)
- 1 17 tied

GOALKEEPING

Wins

- 4 Holly Smith (1996)
Megan Bals (1999)
Britni Williams (2008)
- 3 Holly Smith (1995)
Carrie Dillsaver (2005)
Carrie Dillsaver (2006)

Saves

- 76 Britni Williams (2009)
- 73 Carrie Dillsaver (2004)
- 62 Britni Williams (2007)
- 60 Carrie Dillsaver (2006)
- 58 Britni Williams (2010)
- 56 Lindsay Haywood (2002)
- 55 Holly Smith (1996)

Goals Against Average

- 1.03 Carrie Dillsaver (2006)
- 1.14 Britni Williams (2009)
- 1.38 Britni Williams (2007)
- 1.59 Megan Bals (1999)
- 1.65 Lindsay Haywood (2002)
- 1.66 Carrie Dillsaver (2004)

Goals Against

- 9 Kerri Reifel (1994)*
- 12 Megan Bals (1999)
Carrie Dillsaver (2006)
- 13 Britni Williams (2009)

- 14 Lindsay Haywood (2002)
- 15 Holly Smith (1996)
Britni Williams (2007)

* - Only played four conference games in 1994

Shutouts

- 4 Britni Williams (2009)
- 3 Britni Williams (2010)
- 2 Holly Smith (1996)
Megan Bals (1999)
Carrie Dillsaver (2006)
Britni Williams (2008)
- 1 eight tied

Minutes

- 1053 Carrie Dillsaver (2006)
- 1036 Britni Williams (2010)
- 1033 Carrie Dillsaver (2004)
- 1031 Britni Williams (2009)
- 1013 Carrie Dillsaver (2005)
- 1001 Britni Williams (2008)
- 977 Britni Williams (2007)

Shots Faced

- 171 Carrie Dillsaver (2005)
- 167 Carrie Dillsaver (2004)
- 166 Britni Williams (2010)
- 159 Britni Williams (2007)
- 156 Carrie Dillsaver (2006)
- 134 Lindsay Haywood (2001)



Megan Bals is one of three Arkansas goalkeepers with four wins against SEC teams in a single season, allowing just 12 goals during the 1999 conference season.

Game Records

Most points

- 9..... Julie Williford vs Texas Tech, 9/2/01
 8... Mary Howard vs Houston Baptist, 10/24/87
 Julie Williford vs LSU, 11/2/01
 7..... Ruthie Miller vs Creighton, 10/30/92
 Amy Van Laecke vs Evansville, 9/26/93
 Angie Rigsby vs Stephen F. Austin, 10/6/96
 Jessica Fraser vs LSU, 10/26/97
 Danielle Brajkovich vs Miss. State, 9/12/99
 6..... Denise Brown vs Oral Roberts, 10/18/94
 Brittany Burns vs UTEP, 9/1796
 Jessica Fraser vs Oral Roberts, 10/28/98
 Michal-Lynn O'Kelley vs Auburn, 10/13/00
 Julie Williford vs SW Missouri State, 10/24/01
 5..... Amy Van Laecke vs Oral Roberts, 10/16/93
 Honey Marsh vs Oral Roberts, 10/18/94
 Brittany Burns vs Stephen F. Austin, 10/6/96
 Julie Williford vs George Mason, 9/21/03
 Katie Hamilton vs Southern, 9/12/04
 Ali Harter vs Tulsa, 8/26/05
 Kelsey Allison vs Ole Miss, 10/17/10

Most goals

- 4... Mary Howard vs Houston Baptist, 10/24/87
 Julie Williford vs Texas Tech, 9/201
 Julie Williford vs LSU, 11/2/01
 3..... Amy Treace vs Rockhurst, 9/12/87
 Mary Howard vs SW Missouri State, 9/19/87
 Mary Howard vs Missouri-Rolla, 10/14/90
 Ruthie Miller vs Missouri-Rolla, 9/15/91
 Denise Brown vs Oral Roberts, 10/18/94
 Brittany Burns vs UTEP, 9/17/96
 Angie Rigsby vs Stephen F. Austin, 10/6/96
 Jessica Fraser vs LSU, 10/26/97
 Danielle Brajkovich vs Mississippi State, 9/12/99
 Michal-Lynn O'Kelley vs Auburn, 10/13/00
 Julie Williford vs SW Missouri State, 10/24/01
 2..... 62 times
 (Last: Kelsey Allison vs Ole Miss, 10/17/10)

Most assists

- 3..... Ruthie Miller vs. Creighton, 10/30/92
 Amy Van Laecke vs Evansville, 9/26/93
 Honey Marsh vs Oral Roberts, 10/18/94
 Kathy Krupa vs South Carolina, 9/24/95
 Lindsay Waxler vs Stephen F. Austin, 10/6/96
 Nicole Bynum vs Wisc.-Green Bay, 10/1/99
 Katie Hamilton vs Southern, 9/12/04
 2..... 39 times
 (Last: Laurel Pastor vs Miss. St., 10/15/10)

Most shots

- 13..... Ruthie Miller vs Centenary, 11/1/92
 11..... Katy Schneidervs Alabama, 9/25/94
 Laurel Pastor vs Ole Miss, 10/17/10
 10... Betsy Coverdale vs Missouri Valley, 9/11/93
 Honey Marsh vs Alabama, 9/25/94
 Heather Cato vs LSU, 10/26/97
 Julie Williford vs Drury, 9/25/01
 Julie Williford vs Auburn, 10/18/02
 Laurel Pastor vs. Mississippi State, 10/16/09
 9 Amy Van Laecke vs SMU, 9/19/93
 Betsy Coverdale vs Alabama, 9/25/94
 Heather Cato vs Mississippi State, 9/12/99

- Julie Williford vs Tulsa, 9/4/02
 Julie Williford vs George Mason, 9/21/03
 Jenni Brashear vs Southern, 9/12/04
 Allie Chandler vs Vanderbilt, 10/8/10
 8.... Amy Van Laecke vs Oral Roberts, 10/16/93
 Alexis Hyrup vs Ole Miss, 9/10/95
 Brittany Burns vs Kansas, 9/20/96
 Brittany Burns vs Mississippi State, 9/27/96
 Jennifer Brashear vs Drury, 9/25/01
 Julie Williford vs Drury, 9/30/03
 Allie Chandler vs. Alabama, 10/4/09

Most saves

- 23..... Holly Smith vs Florida, 11/10/96
 20..... Kerri Reifel vs Vanderbilt, 11/6/94
 19..... Kerri Reifel vs Texas A&M, 9/6/93
 18..... Kerri Reifel vs North Carolina, 9/18/94
 Kerri Reifel vs Colorado College, 10/2/94
 Megan Bals vs Florida, 11/4/99
 16..... Kerri Reifel vs Washington, 10/1/93
 Kerri Reifel vs Texas, 9/30/94
 Holly Smith vs Missouri, 9/22/96
 15..... Kerri Reifel vs Oregon St., 10/17/93
 Holly Smith vs Texas A&M, 9/4/95
 Holly Smith vs Vanderbilt, 10/27/96
 14..... Kerri Reifel vs Washington St., 9/4/93
 Kerri Reifel vs Vanderbilt, 11/7/93
 13..... Lindsay Haywood vs Auburn, 10/18/02

SEC Games

Most Points

- 8..... Julie Williford vs LSU, 11/2/01
 7..... Jessica Fraser vs LSU, 10/26/97
 Danielle Brajkovich vs Mississippi State, 9/12/99
 6.... Michal-Lynn O'Kelley vs Auburn, 10/13/00
 5..... Kelsey Allison vs Ole Miss, 10/17/10
 4..... 21 times
 (Last: Kelsey Allison vs Auburn, 10/1/10)

Most Goals

- 4..... Julie Williford vs LSU, 11/2/01
 3..... Jessica Fraser vs LSU, 10/26/97
 Danielle Brajkovich vs Mississippi State, 9/12/99
 Michal-Lynn O'Kelley vs Auburn, 10/13/00
 2..... 22 times
 (Last: Kelsey Allison vs Ole Miss, 10/17/10)

Most shots

- 11..... Katy Schneider vs Alabama, 9/25/94
 Laurel Pastor vs Ole Miss, 10/17/10
 10..... Honey Marsh vs Alabama, 9/25/94
 Heather Cato vs LSU, 10/26/97
 Julie Williford vs Auburn, 10/18/02
 Laurel Pastor vs. Mississippi State, 10/16/09
 9..... Betsy Coverdale vs Alabama, 9/25/94
 Heather Cato vs Mississippi State, 9/12/99
 Allie Chandler vs Vanderbilt, 10/8/10
 8..... Alexis Hyrup vs Ole Miss, 9/10/95
 Brittany Burns vs Mississippi State, 9/27/96
 Allie Chandler vs. Alabama, 10/4/09
 7..... Katy Schneider vs Auburn, 9/24/94
 Brittany Burns vs Mississippi State, 9/8/95
 Brittany Burns vs Ole Miss, 9/29/96
 Nicole Bynum vs Auburn, 10/16/98
 Danielle Brajkovich vs Mississippi State, 9/12/99
 Julie Williford vs Mississippi State, 10/10/03
 Allie Chandler vs. Auburn, 10/2/09
 Kelsey Allison vs Ole Miss, 10/17/10

Most saves

- 15..... Holly Smith vs Vanderbilt, 10/27/96
 13..... Lindsay Haywood vs Auburn, 10/18/02
 12..... Megan Bals vs South Carolina, 9/24/99
 Carrie Dillsaver vs Vanderbilt, 9/23/05
 Carrie Dillsaver vs Auburn, 10/14/05
 Britni Williams vs Georgia, 9/26/10
 11..... Holly Smith vs Auburn, 10/15/95
 Lindsay Haywood vs Georgia, 10/8/00
 Carrie Dillsaver vs Ole Miss, 9/26/06
 10..... Kerri Reifel vs Auburn, 9/24/94
 Kerri Reifel vs Vanderbilt, 10/21/94
 Lindsay Haywood vs Georgia, 10/28/01
 Lindsay Haywood vs South Carolina, 10/11/02
 Carrie Dillsaver vs Florida, 10/24/04
 Britni Williams vs Vanderbilt, 10/21/07
 Britni Williams vs Auburn, 10/2/09
 Britni Williams vs Vanderbilt, 10/9/09
 Britni Williams vs Auburn, 10/1/10
 Britni Williams vs Ole Miss, 10/17/10



Kelsey Allison's five points against Ole Miss last year tied for fifth-best in school history. She was also the first Razorback since 2006 to have two goals in an SEC game, and she had two against Ole Miss and Auburn. She also tied school records with 14 points and six goals in SEC play.

As a Freshman...

Points:.....36, Amy VanLaecke, 1993
 16, Heather Cato, 1996
 15, Ruthie Miller, 1989
 15, Kelly O'Connor, 2007
 Goals:.....12, Amy VanLaecke, 1993
 7, Ruthie Miller, 1989
 7, Heather Cato, 1996
 Assists:.....12, Amy VanLaecke, 1993
 7, Alexis Hyrup, 1992
 6, Abbey Willburn, 2005
 Game-Winning Goals: 3, Kim Stewart, 1990
 Game-Tying Goals: 3, Amy Van Laecke, 1993

Goalkeeping

Minutes: 1,777, Britni Williams, 2007
 Wins: 8, Adrin Pedigo, 1987
 8, Britni Williams, 2007
 Shots Faced: 242, Britni Williams, 2007
 Saves:.....106, Megan Bals, 1999
 Goals Allowed:.....12, Molly Myers, 1989
 Goals Against Average:..... 0.91, Britni Williams, 2007
 Shutouts: 6.0, Britni Williams, 2007
 Games Started:..... 20, Britni Williams, 2007

As a Junior...

Points:.....32, Ruthie Miller, 1991
 29, Honey Marsh, 1993
 29, Julie Williford, 2002
 Goals:.....15, Julie Williford, 2002
 14, Ruthie Miller, 1991
 13, Honey Marsh, 1993
 Assists:..... 9, Holly Collins, 2000
 5, Brittany Burns, 1997
 5, Nicole Bynum, 1998
 5, Julie Williford, 2002
 5, Laurel Pastor, 2009
 Game-Winning Goals: 4, Ruthie Miller, 1991
 4, Julie Williford, 2002
 4, Christina Burger, 2005
 Game-Tying Goals: 4, Jessica Fraser, 1997

Goalkeeping

Minutes: 1,761, Holly Smith, 1995
 Wins: 11, Molly Myers, 1991
 Shots Faced: 291, Kerri Reifel, 1993
 Saves:.....159, Kerri Reifel, 1993
 Goals Allowed:.....20, Molly Myers, 1991
 20, Lindsay Haywood, 2002
 Goals Against Average:..... 0.82, Britni Williams, 2009
 Shutouts: 9, Britni Williams, 2009
 Games Started:..... 19, Molly Myers, 1991
 19, Holly Smith, 1995

As a Sophomore...

Points:.....32, Brittany Burns, 1996
 31, Julie Williford, 2001
 26, Angie Rigsby, 1996
 Goals:.....15, Julie Williford, 2001
 12, Brittany Burns, 1996
 10, Angie Rigsby, 1996
 Assists:.....9, Holly Collins, 1999
 8, Brittany Burns, 1996
 7, Lindsay Waxler, 1996
 7, Mandy Komar, 2001
 Game-Winning Goals: 4, Anne Marx, 1993
 Game-Tying Goals: 3, Brittany Burns, 1996;
 Crystal Test, 2001

Goalkeeping

Minutes: 1,753, Carrie Dillsaver, 2004
 Wins: 11, Britni Williams, 2008
 Shots Faced: 234, Carrie Dillsaver, 2004
 Saves:.....110, Molly Myers, 1990
 Goals Allowed:.....24, Britni Williams, 2008
 Goals Against Average:..... 1.28, Britni Williams, 2008
 Shutouts: 7.0, Britni Williams, 2008
 Games Started:..... 19, Carrie Dillsaver, 2004
 19, Britni Williams, 2008

As a Senior...

Points:.....30, Julie Williford, 2003
 25, Ruthie Miller, 1992
 21, Jessica Fraser, 1998
 21, Christina Burger, 2006
 Goals:.....13, Julie Williford, 2003
 9, Christina Burger, 2006
 9, Ruthie Miller, 1992
 Assists:.....12, Andie Hickman, 1996
 8, Honey Marsh, 1994
 7, Ruthie Miller, 1992
 7, Kathy Krupa, 1995
 7, Holly Collins, 2001
 Game-Winning Goals: 4, Julie Williford, 2003
 Game-Tying Goals: 3, Ruthie Miller, 1992

Goalkeeping

Minutes: 2,094, Holly Smith, 1996
 Wins: 11, Holly Smith, 1996
 Shots Faced: 317, Kerri Reifel, 1994
 Saves:.....172, Kerri Reifel, 1994
 Goals Allowed:.....18, Carrie Dillsaver, 2006
 Goals Against Average:..... 0.91, Carrie Dillsaver, 2006
 Shutouts: 7.0, Holly Smith, 1996
 Games Started:..... 21, Holly Smith, 1996

Streaks

Winning Streak.....8 (8/31/08-9/28/08)	Home Unbeaten.....8 (10/8/00-10/7/01)	SEC East Losses.....19 (9/15/96-10/11/02)	Shutout Minutes734:59 (8/31/08-10/3/08)
Unbeaten Streak8 (8/31/08-9/28/08) (8/21/09-9/20/09)	Away Wins.....5 (8/22/08-9/28/08)	SEC West Losses4 (10/14/95-9/27/96) (10/3/04-10/29/04)	Shutouts Against4 (10/5/92-10/17/92) (9/17/99-10/1/99) (10/21/07-11/2/07)
Losing Streak.....10 (10/1/95-9/6/96)	SEC Wins3 (10/10/99-10/21/99)	Home SEC Wins.....3 (10/13/00-10/5/01)	Scoreless Minutes501 (9/30/92-10/17/92)
Non-Win Streak.....10 (10/1/95-9/6/96)	SEC Unbeaten.....4 (2-0-2) (10/4/09-10/11/09)	Away SEC Wins.....2 (10/1/06 & 10/6/06) (9/26/08 & 9/28/08)	Games with a Goal10 (10/26/97-9/25/98) (10/21/01-9/8/02) (10/28/05-9/24/06)
Home Wins.....7 (10/10/00-10/7/01)	SEC Losses7 (10/7/01-11/2/01) (10/12/07-11/2/07)	Shutouts By7 (9/5/08-9/28/08)	

Team Records

Points	
1. 150 (57g 36a).....	1993
2. 149 (48g 53a).....	1996
3. 116 (44g 28a).....	1997
4. 105 (37g 31a).....	2000
5. 104 (36g 32a).....	2002
6. 100 (41g 18a).....	1987
7. 98 (34g, 30a).....	2008
8. 96 (35g 26a).....	2001
9. 94 (35g 24a).....	1999
10. 93 (31g 31a).....	2006
93 (33g 27a).....	1990
12. 90 (32g 26a).....	1992
90 (35g 20a).....	1991
14. 87 (30g 27a).....	2003
15. 83 (29g 25a).....	1994
16. 81 (29g 23a).....	2004
17. 77 (28g 21a).....	1998
18. 74 (26g 22a).....	2007
19. 70 (22g 26a).....	2005
20. 66 (21g 24a).....	1995
21. 61 (22 g 17a).....	2009
22. 55 (22 g 11a).....	2010
23. 53 (21g 11a).....	1989
23. 38 (15g 8a).....	1988

Goals	
1. 57.....	1993
2. 48.....	1996
3. 44.....	1997
4. 41.....	1987
5. 37.....	2000
6. 36.....	2002
7. 35.....	2001
35.....	1999
35.....	1991
10. 34.....	2008
11. 33.....	1990
12. 32.....	1992
13. 31.....	2006
14. 30.....	2003
15. 29.....	2004
29.....	1994
17. 28.....	1998
18. 26.....	2007
19. 22.....	2005
22.....	2009
22.....	2010
22. 21.....	1995
21.....	1989
24. 15.....	1988

Assists	
1. 53.....	1996
2. 36.....	1993
3. 32.....	2002
4. 31.....	2006
31.....	2000
6. 30.....	2008
7. 28.....	1997
8. 27.....	2003
27.....	1990
10. 26.....	2005
26.....	2001
26.....	1992
13. 25.....	1994
14. 24.....	1995
24.....	1999
16. 23.....	2004
17. 22.....	2007
18. 21.....	1998
19. 20.....	1991
20. 18.....	1987
21. 17.....	2009
22. 11.....	1989
11.....	2010
24. 8.....	1988

Points per game	
1. 7.50 (20 games).....	1993
2. 7.10 (21 games).....	1996
3. 6.67 (15 games).....	1987
4. 6.20 (15 games).....	1990
5. 6.11 (19 games).....	1997
6. 5.29 (17 games).....	1992
7. 5.20 (20 games).....	2002
8. 5.16 (19 games).....	2008
9. 5.00 (21 games).....	2000
10. 4.95 (19 games).....	1999
11. 4.89 (19 games).....	2006
12. 4.80 (20 games).....	2001
13. 4.74 (19 games).....	1991
14. 4.58 (19 games).....	2003
15. 4.53 (17 games).....	1998
16. 4.26 (19 games).....	2004
17. 4.15 (20 games).....	1994
18. 3.89 (18 games).....	2005
19. 3.70 (20 games).....	2007
20. 3.47 (19 games).....	1995
21. 3.31 (16 games).....	1989
22. 3.20 (19 games).....	2009
23. 2.89 (19 games).....	2010
24. 2.53 (15 games).....	1988

Goals per game	
1. 2.85 (20 games).....	1993
2. 2.73 (15 games).....	1987
3. 2.32 (19 games).....	1997
4. 2.29 (21 games).....	1996
5. 2.20 (15 games).....	1990
6. 1.88 (17 games).....	1992
7. 1.84 (19 games).....	1999
8. 1.84 (19 games).....	1991
9. 1.80 (20 games).....	2002
10. 1.79 (19 games).....	2008
11. 1.76 (21 games).....	2000
12. 1.75 (20 games).....	2001
13. 1.65 (17 games).....	1998
14. 1.63 (19 games).....	2006
15. 1.58 (19 games).....	2003
16. 1.53 (19 games).....	2004
17. 1.45 (20 games).....	1994
18. 1.31 (16 games).....	1989
19. 1.30 (20 games).....	2007
20. 1.22 (18 games).....	2005
21. 1.16 (19 games).....	2009
1.16 (19 games).....	2010
23. 1.11 (19 games).....	1995
24. 1.00 (15 games).....	1988

Assists per game	
1. 2.52 (21 games).....	1996
2. 1.80 (20 games).....	1993
1.80 (15 games).....	1990
4. 1.63 (19 games).....	2006
5. 1.60 (20 games).....	2002
6. 1.58 (19 games).....	2008
7. 1.53 (17 games).....	1992
8. 1.48 (21 games).....	2000
9. 1.47 (19 games).....	1997
10. 1.44 (18 games).....	2005
11. 1.42 (19 games).....	2003
12. 1.30 (20 games).....	2001
13. 1.26 (19 games).....	1995
1.26 (19 games).....	1999
15. 1.25 (20 games).....	1994
16. 1.24 (17 games).....	1998
17. 1.21 (19 games).....	2004
18. 1.20 (15 games).....	1987
19. 1.10 (20 games).....	2007
20. 1.05 (19 games).....	1991
21. 0.89 (19 games).....	2009
22. 0.69 (16 games).....	1989
23. 0.58 (19 games).....	2010
24. 0.53 (15 games).....	1988

Saves	
1. 193 (39 GA).....	1994
2. 177 (36 GA).....	1993
3. 157 (32 GA).....	1996
4. 130 (20 GA).....	1989
5. 128 (20 GA).....	1991
6. 126 (45 GA).....	2000
7. 125 (61 GA).....	1997
8. 121 (37 GA).....	1999
9. 117 (23 GA).....	1992
10. 115 (28 GA).....	1990
11. 113 (46 GA).....	1995
113 (54 GA).....	2001
13. 108 (28 GA).....	2004
14. 107 (29 GA).....	2010
15. 105 (16 GA).....	2009
16. 103 (40 GA).....	2002
17. 102 (18 GA).....	2007
18. 87 (18 GA).....	2006
19. 83 (43 GA).....	1998
20. 81 (28 GA).....	2005
21. 79 (42 GA).....	2003
22. 69 (24 GA).....	2008

Goals against avg	
1. 0.80 (16 GA, 1791 min).....	2009
2. 0.87 (18 GA, 1866 min).....	2007
3. 0.90 (18 GA, 1791 min).....	2006
4. 1.05 (20 GA, 1670 min).....	1991
5. 1.14 (20 GA, 1580 min).....	1989
6. 1.24 (24 GA, 1739 min).....	2008
7. 1.25 (23 GA, 1660 min).....	1992
8. 1.36 (32 GA, 2115 min).....	1996
9. 1.44 (28 GA, 1753 min).....	2004
10. 1.46 (29 GA, 1732 min).....	2010
11. 1.53 (28 GA, 1643 min).....	2005
12. 1.66 (36 GA, 1950 min).....	1993
13. 1.92 (39 GA, 1830 min).....	1994
1.92 (37 GA, 1736 min).....	1999
15. 1.94 (28 GA, 1300 min).....	1990
16. 1.95 (40 GA, 1844 min).....	2002
17. 2.03 (45 GA, 1998 min).....	2000
18. 2.16 (42 GA, 1752 min).....	2003
19. 2.30 (35 GA).....	1987
20. 2.34 (46 GA, 1770 min).....	1995
21. 2.50 (43 GA, 1550 min).....	1998
22. 2.66 (54 GA, 1827 min).....	2001
23. 2.90 (44 GA).....	1988
24. 3.16 (61 GA, 1740 min).....	1997

Saves per game	
1. 9.65 (20 games).....	1994
2. 8.85 (20 games).....	1993
3. 8.13 (16 games).....	1989
4. 7.67 (15 games).....	1990
5. 7.48 (21 games).....	1996
6. 6.88 (17 games).....	1992
7. 6.58 (19 games).....	1997
8. 6.37 (19 games).....	1999
9. 6.00 (21 games).....	2000
10. 5.95 (19 games).....	1995
11. 5.74 (19 games).....	1991
12. 5.68 (19 games).....	2004
13. 5.65 (20 games).....	2001
14. 5.63 (19 games).....	2010
15. 5.52 (19 games).....	2009
16. 5.15 (20 games).....	2002
17. 5.10 (20 games).....	2007
18. 4.88 (17 games).....	1998
19. 4.72 (18 games).....	2005
20. 4.58 (19 games).....	2006
21. 4.16 (19 games).....	2003
22. 3.63 (19 games).....	2008

Most wins	
1. 11 (11-8-0).....	1991
11 (11-7-3).....	1996
11 (11-8-0).....	2008
4. 10 (10-7-2).....	2006
10 (10-10-0).....	1993
10 (10-8-0).....	1987
7. 8 (8-7-4).....	2009
8 (8-11-1).....	2007
8 (8-8-1).....	1992
10. 7 (7-10-2).....	2003
7 (7-12-1).....	2002
7 (7-11-3).....	2000
7 (7-12-0).....	1999
7 (7-11-2).....	1994
7 (7-7-1).....	1990
7 (7-7-2).....	1989
17. 6 (6-12-0).....	2005
6 (6-11-2).....	2004
6 (6-14-0).....	2001
6 (6-11-0).....	1998
6 (6-12-1).....	1997
22. 5 (5-13-1).....	1995
23. 5 (5-11-3).....	2010
24. 3 (3-10-2).....	1988



Forward Yvonne DesJarlais played in 17 games with five starts as a true freshman.

All-Time Results

Nov. 6-7, 1993

Nashville, Tenn. (Purdy Field)

Semifinal (1) Arkansas def. (8) Auburn, 8-0

Final (2) Vanderbilt def. (1) Arkansas, 3-2 (OT)

Nov. 4-6, 1994

Fayetteville, Ark. (Lady'Back Field)

Quarterfinal (5) Arkansas def. (4) Kentucky, 4-2

Semifinal (1) Vanderbilt def. (5) Arkansas, 3-0

Nov. 7-8, 1996

Lexington, Ky. (UK Soccer Complex)

Quarterfinal (W1) Arkansas tied (WC) Vanderbilt, 0-0
(Arkansas advances on PKs, 4-3)

Semifinal (W1) Arkansas def. (E2) Georgia, 3-1

Final (E1) Florida def. (W1) Arkansas, 3-2 (2OT)

Nov. 6-7, 1997

Gainesville, Fla. (Percy Beard Stadium)

Quarterfinal (E1) Vanderbilt def. (WC) Arkansas, 8-3

Nov. 4-6, 1999

Nashville, Tenn. (Vanderbilt Soccer Field)

Quarterfinal (1) Florida def. (8) Arkansas, 4-3

Nov. 2-3, 2000

Athens, Ga. (Georgia Soccer Stadium)

Quarterfinal (1) Florida def. (8) Arkansas, 4-1



In seven SEC Tournament games, Andie Hickman scored nine points on three goals and three assists.

SEC Tournament MVP

Honey Marsh (1993)

SEC All-Tournament

Denise Brown (1993)

Kit Carson (1993)

Honey Marsh (1993)

Amy Van Laecke (1993)

Chrysti Jordan (1994)

Honey Marsh (1994)

Brittany Burns (1996)

Andie Hickman (1996)

Alexis Hyrup (1996)

Holly Smith (1996)

UA at the SEC Tournament

Arkansas Bests at SEC Tournament

Goals

1. 3 Andie Hickman
Anne Marx
3. 2 Brittany Burns
Honey Marsh
Michal-Lynn O'Kelley
6. 1 14 tied

Assists

1. 3 Andie Hickman
2. 2 Betsy Coverdale
Allie Hyrup
Amy Van Laecke
5. 1 13 tied

Points

1. 9 Andie Hickman
2. 6 Anne Marx
3. 5 Honey Marsh
4. 4 Brittany Burns
Betsy Coverdale
Allie Hyrup
Michal-Lynn O'Kelley
Amy Van Laecke
9. 3 Five tied

GOALKEEPING

Saves

1. 45 Kerri Reifel
2. 41 Holly Smith
3. 18 Megan Bals
4. 9 Lindsay Haywood
5. 5 Jessica Shoffner

Goals Against Average

1. 0.99 Holly Smith
2. 1.95 Kerri Reifel
3. 4.00 Megan Bals
Lindsay Haywood
5. 6.00 Katti Adams

Minutes

1. 370 Kerri Reifel
2. 365 Holly Smith
3. 90 Megan Bals
Lindsay Haywood

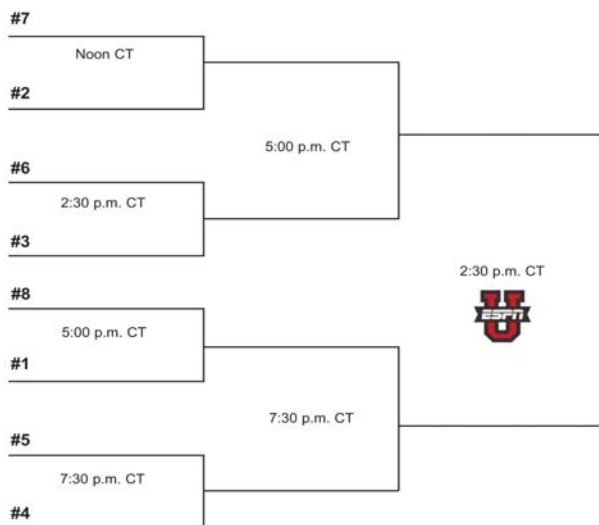
2011 SEC WOMEN'S SOCCER TOURNAMENT

November 2-6 • Orange Beach Sportsplex • Orange Beach, Ala.

Wednesday, Nov. 2

Friday, Nov. 4

Sunday, Nov. 6



SEC Tournament Champion
NCAA Tournament Automatic Qualifier



Honors & Awards



Kelsey Allison (left) earned second-team All-SEC honors in 2010 while Kim Schleif (right) made the second team in 2009.



Soccer Buzz Honors

All-Central Region Freshman Team

Mandy Komar (2000)
Andrea Sparks (2002)

3rd-Team All-Central Region

Devon Burger (2006)
Mandy Komar (2000)
Julie Williford (2003)

Honorable Mention Freshman All-America

Mandy Komar (2000)

SEC Player of the Year

Honey Marsh (1993)

SEC All-Conference 1st Team

Denise Brown (1993, 1994)
Kit Carson (1993)
Honey Marsh (1993, 1994)
Amy Van Laecke (1993)
Julie Williford (2003)

2nd Team

Kelsey Allison (2010)
Christina Burger (2005, 2006)
Allison Harris (2007)
Alexis Hyrup (1995, 1996)
Mandy Komar (2000)
Lindsay Patterson (2007, 2008)
Erin Sampson (1999, 2002)
Kim Schleif (2009)
Holly Smith (1996)

Freshman Team

Allie Chandler (2009)
Kim Schleif (2006)
Melanie Foncham (2010)

SEC Tournament MVP

Honey Marsh (1993)

SEC All-Tournament

Denise Brown (1993)
Brittany Burns (1996)
Kit Carson (1993)
Andie Hickman (1996)
Alexis Hyrup (1996)
Chrysti Jordan (1994)
Honey Marsh (1993, 1994)
Holly Smith (1996)
Amy Van Laecke (1993)

SEC Athlete of the Week

Brittany Burns (9/24/96)
Julie Williford (9/3/01)

SEC Off. Player of the Week


Julie Williford (9/15/03)
Sarah Gwisdala (9/28/04)
Kelly O'Connor (9/8/08)
Lindsay Patterson (9/22/08)

SEC Def. Player of the Week

Carrie Dillsaver (9/18/06)
Carrie Dillsaver (10/16/06)
Kailey Anders (8/24/09)

SEC Freshman of the Week

Abbey Wilburn (10/18/05)
Britni Williams (9/10/07)



Kailey Anders earned Player of the Week honors from both the SEC and Soccer America in 2009.

National Soccer Coaches Association of America Awards

All-South Region

Honey Marsh (1993)
Ruthie Miller (1991)

All-Central Region

Andie Hickman (1995-96)
Alexis Hyrup (1995-96)
Honey Marsh (1994)
Lindsay Patterson (2008)

Soccer America Team of the Week

Kailey Anders (8/25/09)



Melanie Foncham earned SEC All-Freshman honors in 2010.

Honors & Awards

NSCAA Team Academic Award

2001, '02, '03, '04, '05, '06, '07, '08, '09

NSCAA/adidas All-South Region / Scholar-Athlete

Third Team

Lindsay Haywood (2002)
Julie Williford (2002, '03)

CoSIDA Awards

Academic All-America

Third Team

Allison Harris (2006)
Julie Williford (2003)

Academic All-District VI

First Team

Holly Collins (2001)
Allison Harris (2004-07)
Lindsay Haywood (2001)
Julie Williford (2003)

Second Team


Kailey Anders (2010)
Beth McVean (2010)

Third Team

Kat Moffett (2008)

SEC Scholar-Athlete of the Year

Allison Harris (2007)



Kit Carson (above) joined Denise Brown, Honey Marsh and Amy Van Laecke on the All-SEC team after Arkansas' first year in the league in 1993.

SEC Good Works Team

Kellie Bedient (2003)
Carrie Dillsaver (2006)
Alison Harter (2007)
Kathleen Paulsen (2009)
Pam Pesnell (2001)

Andrea Sparks (2005)
Katie Stauffer (2004)
Britni Williams (2010)

National Dean's List

Angie Armstrong (1992)

Brandon Burlsworth Scholar-Athlete Award

Kimberly Mourton (2000)

Best Web Site

#6 Central Region (1997)
#4 Central Region (1999)
#1 Central Region (2000)
#15 National (1999)
Top 20 National (2000)
Top 10 Central Region (2002)

Best Media Guide

#8 Central Region (1999)
#7 Central Region (2000)
#8 Central Region (2002)
#16 National (1999)

Publications Contest

#3 District VI (2000)
#8 National (2000)

Academic Excellence

The University of Arkansas Athletic Department selects its honor roll each semester based on semester grades. Since the inception of the Athletic Department's honor roll in the fall of 1999, and through fall 2010, the Razorback soccer team had 209 student-athletes on either the Academic Champions (4.0 GPA), Athletic Director's (3.5-3.99) or Honor Roll (3.0-3.49) lists. Forty-seven individual soccer student-athletes have achieved a perfect 4.0 semester average.

All-Time Academic Champions

Kailey Anders
Angie Armstrong
Callie Authier
Natalie Balash
Megan Bals
Hannah Bjorklund
Sam Bolton
Jackie Booker
Christina Burger
Devon Burger
Allie Chandler
Holly Collins
Leah Collison
Carrie Dillsaver
Megan Fawley
Sarah Finn
Camille Flores
Sarah Gwisdala
Allison Harris

Rachel Hawryluck
Lindsay Haywood
Allie Hennis
Kristie Holman
Chrysti Jordan
Mia Kiistala
Mary Langston
Lauren Locklear
Kelly Mackey
Kim Mackey
Honey Marsh
Anne Marx
Beth McLaughlin
Beth McVean
Kat Moffett
Erin Moskos
Kimberly Mourton
Kelly O'Connor
Evan Palmer

Hilary Petersen
Reagan Rodriguez
Holly Rosen
Rachel Smith
Andrea Sparks
Katie Stauffer
Chelsea Tidwell
Amy Van Laecke
Kate Venable



Allie Chandler, above and a 2009 SEC All-Freshman selection, joined Kailey Anders, Callie Authier, Camille Flores, Lauren Locklear, Beth McVean, Kelly O'Connor and Evan Palmer on the Academic Champions list (4.0 GPA) for fall 2010.

All-Time Roster (Alphabetical)

A
 Kati Ann Adams1996-97
 Dani Alexander2007-08
 Brittany Allen2008
 Kelsey Allison2009-10
 Whitney Allison2005-08
Kailey Anders 2008-pres.
 Nikki Armento1997-98
 Angie Armstrong1989-93
 Ally Atkins2007-10
Callie Authier..... 2010-pres.

B
 Natalie Balash1995
 Megan Bals1998-2002
 Kellie Bedient2000-03
 Fleur Benatar1994-95
 Hannah Bjorklund1996-97
 Mary-Catherine Black1986
 Heather Blanton1994-97
 Kelley Bogan1987-88
 Sam Bolton2007-10
 Jackie Booker2006-08
 Danielle Brajkovich1998-99
 Liz Brandon1988-90
 Jennifer Brashear2001-04
 Denise Brown1992-94
 Christina Burger2003-06
 Devon Burger2003-06
 Megan Burke2000
 Brittany Burns1995-98
 Nicole Bynum1996-99
 Michelle Byrne1986-88



Danielle Brajkovich

C
 Bethany Campbell1999-2000
Andrea Carlson..... 2010-pres.
 Rachel Carlson2007-10
 Adriana Carlton2002
 Kit Carson1990-93
 Heather Cato1996-99
Allie Chandler..... 2009-pres.
 Tarquenia Cherry1986
 Shannon Clancy1998-2001
 Holly Collins1997-2001
 Leah Collison2005
 Christy Comstock1991-92
 Betsy Coverdale1991-94
 Carrie Cox1988
 Kendall Cox2001-03
 Jennifer Creel1994
 Nikki Crocco2008

D
 Becca Davis2004-05
 Carmen Davis2004
Yvonne DesJarlais..... 2010-pres.
 Keta Dickerson1987
 Carrie Dillsaver2002-06
 Jenny Doig1999
 Rachel Driver1999-2000
 Dana Dudley1988-90
 Sheffield Duke2003
 Melissa Dziubinski2002-03

E
 Michelle Edwards1986
F
 Megan Fawley2005-08
 Sarah Finn2006
 Camille Flores2007-10
Melanie Foncham..... 2010-pres.
 Jessica Fraser1997-98
Jenn Fryrear 2010-pres.

G
Jessie Givens 2010-pres.
 Jenn Goaziou1991-93
 Charlotte Goodart1986
Taylor Green..... 2010-pres.
 Katie Grigar1999-2002
 Angie Gunter
 Sarah Gwisdala2004-08



Kristie Holman

H
 Claire Hakim2007-08
 Lynn Hallard1986
 Lauren Hallauer2008-10
 Katie Hamilton2003-06
 Allison Harris2003-07
 Alison Harter2004-07
 Susan Hartley1995
 Lindsay Haywood2000-03
 Anna Heintz2009-pres.
 Allie Hennis1994-97
 Andie Hickman1993-96
 Mindy Hollingshead1999-2002
 Kristie Holman2003-04
 Mary Howard1987-90
Brittan Hudson 2010-pres.
 Beth Hunter1994
 Michelle Hunter2005
 Lynda Husted1986-87
 Alex Hyrup1992-96

I
 Jessica Ingram2004-05
 Carrie Ireland1997

J
 Lisa Jones2002
 Chrysti Jordan1991-94

K
 Sharon Kelly1995
 Mia Kiistala1996-97
 Carrie Klein2001
 Mandy Komar2000-01
 Kathy Krupa1992-95

L
Bethany Labac..... 2010-pres.
 Christina Lachut2004
 Mary Langston1999-2002
 Jackie Lemons2002-03
 Erica Lewis2002-04
 Jamie Liebrum1995-96
 Tina Livingston1987-89
 Stephanie Lyman1998-2001
 Carla Lyons1989

M
 Molly MacIntosh1988
 Kelly Mackey1988-90
 Kim Mackey1988-90
 Julie Malinowski1991-92
 Michelle Marchese1992
 Honey Marsh1991-94
 Kelsey Martin2006
 Anne Marx1992-96
 Elizabeth McConnell1987-88
 Megan McCool2002-05
 Morgan McCord2002-05
 Patrice McGee1990-91
 Debbie McGoldrick1997-2000
 Clare McKenna1994-97
 Beth McLaughlin1987-90
 Beth McVean2007-10
 Kendall Meaders2003
 Kylee Mesler2006-07
 Liz Metcalf1998-99
 Blair Miller2003
 Ruthie Miller1989-92
 Kat Moffett2006-09
 Leah Moore1986-88
 Rachel Moore1988
 Erin Moskos2009-10
 Kimberly Mourton1996-99
 Molly Myers1989-92

N
 Angie Nance1988-91
 Katie Nawrocki1995-98
 Courtney Neal2000-01
 Kris Norton1994-95

O
 Kelly O'Connor2007-10
Daniella O'Shea..... 2010-pres.
 Michael-Lynn O'Kelley .1997-2000
 Lisa Owen1990-91

P
Evan Palmer 2010-pres.
 Julie Parsons1989-90
 Laurel Pastor.....2009-10
 Lindsay Patterson2005-08
 Kathleen Paulsen2006-09
 Adrin Pedigo1987-90
 Sami Pesek.....2009
 Pam Pesnell1999-2003
 Hillary Petersen1990-94

R
 Colleen Redmond2002
 Kerri Reifel1991-94
 Chelsie Ricci1998-99
 Angie Rigsby1995-97
 Reagan Rodriguez2003
 Deborah Rood1986-87
 Holly Rosen2002-05



Julie Sill

S
 Tara Sageser2005
 Erin Sampson1998-2002
 Kim Saunders1986
 Shawna Schaffer1986-87
 Kim Schleif2006-09
 Katy Schneider1994
 Stacey Schoemehl1991-94
 Courtney Shaub2000
 Karen Shoemake1986
 Jessica Shoffner1997
 Julie Sill1991-94
 Nikki Sinclair1997
 Kate Singleton.....2009
 Holly Smith1993-96
 Rachel Smith2006-08
 Sharon Smith1989
 Katie Somadelis2006
 Shannon Soppe1987-88
 Cindy Southerland1986
 Andrea Sparks2002-05
 Katie Stauffer2003-06
 Brandy Stewart1998-99
 Kim Stewart1990-91
 Ashley Stone1989-92



Katie Taylor

T
 Katie Taylor2002-05
 Crystal Test2000-02
 Courtney Theofiledes1995
 Kimberly Thompson1987-88
 Meredith Thompson2001, 04
Chelsea Tidwell 2009-pres.
 Jennifer Traw1998-99
 Amy Treace1987
 Charlotte Turner2001

V
 Reggie Vaden1986
 Amy Van Laecke1993
 Laura Vaughn2001-02
 Kate Venable2005-06
 Lauren Vogl2003

W
 Lindsay Waxler1995-98
 Sarah Webb1996-97
 Sophie Wentz2006-09
 Tracy Westfall1990-94
 Abbey Wilburn2005-08
 Britni Williams2007-10
 Keri Williams1993-96
 Julie Williford2000-03
Kendal Winston 2008-pres.
 Andrea Wing1990

Y
 Kathy Young1986

Z
 Tara Zika2009

Current players in **BOLD**

All-Time Roster (Numerical)



Dillsaver, Norton,
Shoffner, Smith,
Stewart, Turner



Creel, Myers,
Webb



Adams, Dillsaver,
Haywood, Pedigo,
Pitsaros, Reifel,
Traw, Williams



Myers, Reifel,
Smith



Brajkovich, D.
Burger, Fraser,
Hickman, Miller,
Pastor, Smith, Test



Bynum, Carson,
B. Davis, M. Davis,
Dziubinski, Finn,
Hakim, Hyrup,
McLaughlin



Bjorklund, Collins,
Gwisdala, Lemons,
Liebrum, Nance, Pe-
tersen, Sampson, Van
Putten, Winston



R. Carlson, Clancy,
Dudley, Jones,
Lewis, Nawrocki,
Venable



Armento, Bolton,
C. Burger, Hartley,
Lyons, Sampson,
Westfall



Givens, Gunter,
Lyman, Malinowski,
McCool, McKenna,
Redmond, Schleif,
Van Laecke



Benatar, Bjorklund,
Chandler, Goaziou,
Holman, O'Kelley,
Parsons, Vaughn,
Wilburn



Flores, Harter,
Livingston, Marsh,
Ricci, Rigsby,
Williford



Brashear, Jordan,
Kelly, McGoldrick,
O'Connor, Owen,
Sageser, Smith,
Somadelis



Atkins, Coverdale,
Hamilton, Howard,
Langston, Waxler



Alexander, Comstock,
Kiistala, Komar, Krupa,
Mackey, Meaders,
Metcalf, McCool,
Stauffer, Tidwell



Authier, Collins,
Cox, McCord, Neal,
Wentz, Williams



Allison, Armstrong,
Balash, Bynum,
Foncham, Ireland, Hol-
lingshead, Mackey, Pesek,
Petersen, Rodriguez



Brandon, Burns,
Desjarlais, Ingram,
Paulsen,
Pesnell, Sill



Bals, Blanton,
Harris, Moskos,
Sinclair, Stone,
Theofiledes



Burke, Jordan,
Marchese, Mourtou,
Patterson, Rosen,
Schneider, Singleton,
Thompson



Bedient, Brown,
Campbell, Collison,
Martin, McVean,
Stewart



Allison, Cato, Cox,
Ducey, Fawley,
Hunter, McGee,
Shaub, Thompson



Bedient, Doig,
Moffett, Munn,
Starrett, Taylor



Carson, Crocco,
Driver, Flores,
Hennis, Klein, Labac,
Sill, Smith, Sparks



Anders, Blanton,
Booker, Brajkovich,
Grigar, Hunter, La-
chut, Miller,
Schoemehl



C. Davis, Hallauer,
Lewis, Marx,
Messler, Patterson



Allen, A. Carlson,
Carlton,
Krupa, Vogl



Clancy, O'Shea,
Stauffer



Duke, Winston,
Zika



Anders, Green



Heintz



Hudson



Locklear



Palmer



Fryrear

Arkansas Soccer History

The University of Arkansas has been a pioneer for women's sports throughout the past 30-plus years, and the Razorback soccer team is a shining example. Among the first varsity women's soccer teams in the country, Arkansas began varsity play in 1986, and has since earned the respect of the nation as one of the toughest places to play. Over the course of the past 20 years, there have been many significant firsts: the program's first victory on Sept. 21, 1986, at Texas A&M University; the Southeastern Conference's first Player of the Year; the SEC's first televised game and the construction of Razorback Field. But all pale in comparison to the personalities of the more than 150 women who have shaped Arkansas women's soccer into what it is today.

During their inaugural season in the fall of 1986, the Razorbacks played a 12-game schedule under its first head coach, Curtis Sergeant, against regional opponents from Texas and Missouri.

Improving by leaps and bounds, the team posted a 10-8 record for its first winning season while posting six shutouts. The 1987 schedule also allowed the Razorbacks to not only play regional opponents, but also to travel as the team took its first significant road trip to the Sunshine State for a pair of matches in Boca Raton, Fla.

After two seasons of varsity play, the Razorbacks turned the program over to Kathy Ludwig prior to the 1988 season. An All-American during her playing days, Ludwig brought experience at the Division I level to Arkansas' program. Working with a large group of young players, Ludwig's first team struggled early, but surged during the second half of the 1988 season.

One of the things for which Ludwig will long be remembered was the recruitment of **Ruthie Miller** from Broken Arrow, Okla., and Molly Myers from Colorado Springs, Colo. The pair were instrumental in Arkansas' five-year run of non-losing seasons, beginning in 1989, and remains a major part of Arkansas' career record book.

Miller took over the career lead in scoring during her senior season and held the mark until 2003 while Myers was the first of a string of outstanding goalkeepers at Arkansas. She still holds the school records for career saves.



The first televised SEC soccer match occurred at then-named Lady'Back Field in 1995 and blossomed into a yearly package for SEC women's soccer.

Prior to the 1990 season, Marcia McDermott became the Razorbacks' third head coach, and her three-year stint is one of the most productive in Arkansas history. During her time in Fayetteville, the Razorbacks won 26 matches and set the benchmark for wins in a season with 11 during the 1991 campaign.

During McDermott's tenure, Arkansas made another commitment to the soccer program when construction began on then-named Lady'Back Field on the corner of California and Sixth Street. At the time of its construction, it was the first collegiate soccer field used solely for the purpose of a women's team, and to this day, remains one of only a handful of such fields. The field was renamed as Razorback Field prior to the beginning of the 2008 season to reflect the merger of the formerly independent men's and women's athletic departments.

The off-season between the 1992 and 1993 seasons was a busy one for the Razorbacks. Former North Carolina standout Janet Rayfield was hired as the fourth coach of the soccer program, and the university announced it was joining the Southeastern Conference. Both occurrences made waves throughout the nation, and Arkansas did not disappoint. The Razorbacks went 10-10 in Rayfield's first season, and then crushed Auburn on the way to the SEC Tournament championship game, where they lost in overtime to Vanderbilt.

The 1993 campaign was significant in what Arkansas was able to do against the SEC, but also in that it saw the construction of a field house at Razorback Field. The '93 club also produced the most prolific scoring output in Arkansas soc-

cer history. Led by the tandem of **Honey Marsh** and Amy Van Laecke, Arkansas tallied 57 goals over its 20-game schedule while conceding just 36. Marsh's play throughout the season earned her the SEC's first Player of the Year award and first tournament MVP honor.



The 1994 season saw the Razorbacks play their first regular-season conference matches, then host the second SEC Tournament. Once again, Arkansas was strong in the post-season, advancing to the tournament semifinals before falling a second time to the Vanderbilt Commodores.

The SEC had a boom in 1995 as six teams joined the league, and Arkansas remained in the thick of the action. The Razorbacks earned their first SEC win in a 2-1 overtime victory over Mississippi State on Sept. 8, 1995, and saw goalkeeper Holly Smith emerge as the next standout player on Arkansas' roster. As the SEC continued to push women's sports into the limelight, Arkansas did its part by hosting the first televised match of SEC women's soccer at Razorback Field.

Arkansas' 1996 season was one of the best seasons in team history as it matched the program mark for wins in a season with 11 en route to claiming the SEC Western Division crown. Beginning the year 1-3-0, Arkansas rallied to win eight of its next 10 matches to put itself at the top of the standings. At the SEC Tournament, Arkansas defeated Vanderbilt for

Arkansas Soccer History

Allison Harris earned the Razorbacks' first SEC Scholar-Athlete of the Year honor.

That same year, Harris also earned Academic All-American accolades.

Following the 2008 season, in which Arkansas equaled the program mark of four conference victories and 11 overall wins,

Erin Aubry was named the seventh head coach in Razorback soccer history on Dec. 23, 2008.

In 2009, Aubry became the first first-year head coach in program history to post a winning record (8-7-4) as the Razorbacks posted consecutive winning seasons for the first time ever (11-8-0 in 2008). Arkansas set school records with 10 shutouts and four SEC shutouts.

Keeper Britni Williams became the all-time leader with 22 shutouts. Senior Kim Schleif was second-team All-SEC and Allie Chandler made the freshman team.

The 2010 squad went 5-11-3, but improved its scoring

in SEC games from five goals in 2009 to 17. Arkansas also recorded a 0-0 double-overtime tie at No. 17 Georgia. Williams ended her career as the all-time leader with 27 shutouts and 30 wins. Senior Kelsey Allison was second-team All-SEC and Melanie Foncham was named to the freshman team. Senior Beth McVean and junior Kailey Anders earned CoSIDA Capital One Academic All-District VI second-team honors. 2010 was also the first year of RazorVision academy, a student broadcast program which produced television-quality broadcasts of home soccer games streamed online at ArkansasRazorbacks.com.



RazorVision Academy began producing television-quality online broadcasts in 2010.

the first time since joining the conference, then knocked off Georgia, 3-1, before falling to Florida in double overtime of the championship game, 3-2.

The firsts continued for the soccer program in 1997 when Arkansas added lights to Razorback Field, allowing the team to host its first night match on its home pitch on Aug. 30, 1997.

Following the resignation of Rayfield after the 1998 season, Arkansas hired Alan Kirkup to take over the reins of the program. One of the winningest women's collegiate soccer coaches of all time, Kirkup brought a keen knowledge of the game to Arkansas which showed immediately during his first season. One of Kirkup's first duties included the recruitment of Pam Pesnell, the first Fayetteville, Ark., native to play for the Razorback soccer team, and then he focused on the team, which ended the 1999 season in a tie for first in the SEC West.



Getting the most from his players, Kirkup took a group of unknowns and turned them into a force, especially at tournament time. At his first SEC Tournament, Kirkup started six freshmen against defending national champion Florida and held a 2-0 lead on the Gators after 10 minutes of play.

Kirkup's tutelage also led to the fall of nearly every Arkansas offensive record. Midfielder Holly Collins broke the Razorbacks' assist record in 2000 when she notched her 18th career helper and finished her career with 26 assists. Another Kirkup recruit, Julie Williford, broke Miller's marks for career goals and points, and became the first Razorback to eclipse the 100-point mark during a career.

In 2001, Razorback Field added sta-

dium seating for 1,500 spectators, as well as press box and radio facilities. A facility-record 1,709 fans watched Arkansas play South Carolina on Oct. 12, 2001. Four games at Razorback Field have seen more than 1,000 fans.

The long line of strong goalkeeping continued for Arkansas with the play of Carrie Dillsaver, the program's all-time wins leader. During her senior season, she became the first Razorback keeper to post a sub-1.00 goals against average (0.91) and finished her time in Cardinal and White as the holder of five career marks.

The Gordon Henderson era of Razorback soccer began in the spring of 2004 and continued with a return to grass roots. Henderson focused on the team and community development, which translated to record crowds during his tenure. Seven of the top 13 attendance figures came during his five-year stay in Fayetteville.

Arkansas continued to build its reputation as a leader on the field and in the classroom as Williford became Arkansas' first Academic All-American in 2003. The firsts kept coming when Kim Schleif became the first Razorback soccer student-athlete named to the SEC All-Freshman team in 2006. Following the 2007 season,



Erin Aubry was named the seventh head coach in Razorback soccer history on Dec. 23, 2008.



With the installation of lights at its field, Arkansas played its first night game in 1997.

Razorback Field Records

Team Records GAME

Most Goals: 9
 9-0 v. Oral Roberts, 1993;
 9-0 v. Stephen F. Austin, 1996;
 9-3 v. LSU, 1997

Most Goals Allowed: 7
 7-1 vs. Florida, 1997;
 7-2 vs. Georgia, 2003

Largest Margin Victory: 9
 9-0 v. ORU, 1993;
 9-0 vs. SFA, 1996

Largest Margin Defeat: 6
 7-1 v. Florida, 1997

Most OT Goals: 2
 3-1 v. Centenary, 1992;
 4-3 v. Oregon St., 1993

Most Opp. OT Goals: 2
 Georgia, 1996

Most Shots: 42
 vs Alabama, 1994

Fewest Shots: 1
 vs Arizona, 1997

Most Shots Allowed: 35
 vs Florida, 1997

Fewest Shots Allowed: 2
 vs LSU, 1999;
 vs Nicholls St., 2008

SEASON

Most Wins: 6 (1992)
 Most Losses: 6 (2002, '05)
 Most OT Matches: 5 (2007)
 Best Win Pct.:750 (1992)
 Worst Win Pct.:333 (2005)
 Longest Win Streak: 4 (1992, '99, '00, '06)
 Longest Losing Streak: 5 (2005)
 Most Goals: 34 (1993)
 Most Goals Allowed: 20 (1997)
 Fewest Goals: 7 (2004)
 Fewest Goals Allowed: 6 (2006)
 Most Goals Avg.: 3.78 (1993)
 Most Goals Allowed Avg.: 2.50 (1997)
 Fewest Goals Avg.:875 (2004)
 Fewest Goals Allowed Avg.: 0.67 (2006)
 Most Shutouts: 5 (2007)
 Consecutive Shutouts: 3 (2007)
 Opponent Shutouts: 4 (1995, '05, '09)
 Consecutive Opp. Shutouts: ... 2 (1995, '99, '05, '07, '09)

Individual Records GAME

Most Goals: 4
 Julie Williford v. Texas Tech, 2001;
 Julie Williford v. LSU, 2001

Most Assists: 3
 Ruthie Miller v. Creighton, 1992;
 Amy Van Laecke v. Evansville, 1993;
 Lindsay Waxler v. SFA, 1996;
 Nicole Bynum v. Wisc.-Green Bay, 1999

Most Points: 9
 Julie Williford v. Texas Tech, 2001

SEASON

Most Goals: 14 (Julie Williford, 2001)
 Most Assists: 9 (Andie Hickman, 1996)
 Most Points: 29 (Julie Williford, 2001)
 Most Shots: 53 (Amy Van Laecke, 1993)

CAREER

Most Goals: 32 (Julie Williford, 2002-03)
 Most Assists: 19 (Holly Collins, 1997-01)
 Most Points: 74 (Julie Williford, 2002-03)
 Most Shots: 154 (Julie Williford, 2002-03)

Goalkeeper Records GAME

Most Saves: 20
 Kerri Reifel v. Vanderbilt, 1994

Most Shots Faced: 35
 Holly Smith v. Florida, 1997

SEASON

Most Wins: 6 (Molly Myers, 1992)
 Most Losses: 6 (Carrie Dillsaver, 2005)
 Most Saves: 92 (Kerri Reifel, 1992)
 Most Shutouts: 4 (Britni Williams, 2007)
 Most Minutes: 987 (Britni Williams, 2007)
 Most Goals Against: 18 (Holly Smith, '96)
 Least Goals Against: 6 (Carrie Dillsaver, '06)

CAREER

Most Wins: 16 (Britni Williams, 2007-10)
 Most Saves: 158 (Kerri Reifel, 1992-94)
 Most Shutouts: 13 (Britni Williams, 2007-10)
 Most Minutes: ... 3066:36 (Carrie Dillsaver, 2003-06)

Top Razorback Field Crowds

1,709 vs. South Carolina, 10/12/01; L, 0-2
 1,487 vs. Tennessee, 10/7/05; L, 1-2 (OT)
 1,374 vs. Auburn, 10/13/00; W, 3-2
 1,139 vs. South Carolina, 10/21/10; L 1-3
 1,090 vs. Vanderbilt, 10/8/10; L 1-2 (OT)
 1,028 vs. Tennessee, 9/25/09; L 0-1
 971 vs. Ole Miss, 10/18/09; L 0-1 (OT)
 956 vs. Missouri St., 9/21/07; W, 1-0
 938 vs. Kentucky, 10/22/99; L, 1-4
 929 vs. LSU, 10/28/05; L, 3-4
 912 vs. South Carolina, 10/26/08; L, 1-3
 901 vs. Air Force, 8/28/09; W, 4-2
 802 vs. Tulsa, 08/29/08; L, 0-1
 749 vs. Ole Miss, 9/28/07; L, 1-2 (OT)
 742 vs. Auburn, 10/15/04; L, 0-1

Home Sweet Home

Year	Record	Pct.
1992	6-2-0	.750
1993	5-4-0	.555
1994	4-2-2	.625
1995	5-5-0	.500
1996	4-3-2	.555
1997	4-4-0	.500
1998	4-4-0	.500
1999	4-4-0	.500
2000	5-3-2	.600
2001	5-3-0	.625
2002	4-6-0	.400
2003	4-3-2	.556
2004	3-4-1	.438
2005	3-6-0	.333
2006	5-2-2	.667
2007	5-5-1	.500
2008	5-4-0	.555
2009	4-5-0	.444
2010	2-4-1	.357

Last Time It Happened at Razorback Field For Arkansas

Hat Trick: 11/2/01
 Julie Williford v. LSU

Three Consecutive Games with a Goal: 2006
 Christina Burger

More than 20 Shots: 10/16/09
 25 vs. Mississippi St.

More than 10 Shots on Goal: 10/18/09
 11 vs. Ole Miss

More than 10 Saves: 9/29/06
 11, Carrie Dillsaver vs. Ole Miss

More than 15 Saves: 9/22/96
 16, Holly Smith vs. Missouri

Opponent Less than 10 Shots: 9/13/09
 9 vs. Stephen F. Austin

More than 500 Fans: 10/21/10
 1,139 vs. South Carolina


More than 750 Fans: 10/21/10
 1,139 vs. South Carolina

More than 1,000 Fans: 10/21/10
 1,139 vs. South Carolina

For Opponents

Hat Trick: Never



A close-up, low-angle shot of a soccer goal net. The net is made of white, thick rope forming a hexagonal pattern. The background is a blurred stadium with red seats and a green field, illuminated by the warm, golden light of a sunset or sunrise. The sky is a pale, hazy blue.

**Opponents/Series
Records/Razorback
Field/Southeastern
Conference**

2011 Opponents

<p>Exhibition Oklahoma Aug. 13 • 7 p.m.</p> <p>LocationNorman, Okla. Nickname Sooners ColorsCrimson & Cream Conference Big 12</p> <p>Head CoachNicole Nelson 2010 Record 12-8-3 Conf. Record 5-4-1 Series Record0-7</p> <p>SID Craig Moran Email.....cmoran@ou.edu Phone 405-325-6449 Website soonersports.com</p>	<p>Match No. 1 SMU Aug. 19 • 7 p.m.</p> <p>LocationDallas, Texas Nickname Mustangs Colors Red & Blue Conference Conference USA</p> <p>Head CoachBrent Erwin 2010 Record 11-7-4 Conf. Record 6-4-1 Series Record1-10</p> <p>SIDOlivia Kiespart Email.....TBA Phone 214-768-4849 Website SMUmustangs.com</p>	<p>Match No. 2 at Kansas Aug. 21 • 1 p.m.</p> <p>LocationLaawrence, Kan. Nickname Jayhawks Colors Crimson & Blue Conference Big 12</p> <p>Head Coach Mark Francis 2010 Record 6-13-0 Conf. Record 4-5-0 Series Record1-2-1</p> <p>SID Abbey Mastracco Email..... amastracco@ku.edu Phone 785-864-7947 Website kuathletics.com</p>	<p>Match No. 3 Oklahoma St. Aug. 28 • 1 p.m.</p> <p>LocationStillwater, Okla. Nickname Cowgirls Colors Orange & Black Conference Big 12</p> <p>Head Coach Collin Carmichael 2010 Record 20-4-2 Conf. Record 8-2-0 Series Record0-4</p> <p>SID Wade McWhorter Email ..wade.mcwhorter@okstate.edu Phone 405-744-7853 Website okstate.com</p>	<p>Match No. 4 at Nebraska Sept. 2 • 5 p.m.</p> <p>LocationLincoln, Neb. Nickname Cornhuskers ColorsScarlet & Cream Conference Big 12</p> <p>Head Coach John Walker 2010 Record 13-7-1 Conf. Record 5-4-1 Series Record0-2</p> <p>SID Brandon Gries Email..... bgries@huskers.com Phone 402-472-7781 Website huskers.com</p>
<p>Match No. 5 Missouri St. Sept. 6 • 7 p.m.</p> <p>Location Springfield, Mo. Nickname Bears ColorsMaroon & White ConferenceMissouri Valley</p> <p>Head Coach Rob Brewer 2010 Record 10-6-3 Conf. Record 4-1-1 Series Record10-2</p> <p>SIDTim Bohn Email... tbohn@missouristate.edu Phone 417-836-4867 Website ... missouristatebears.com</p>	<p>Match No. 6 vs. Air Force (Col. Springs) Sept. 16 • 7 p.m.</p> <p>LocationUSAF Acad., Colo. NicknameFalcons ColorsBlue & Silver Conference Mountain West</p> <p>Head CoachLarry Friend 2010 Record 8-9-2 Conf. Record 1-5-1 Series Record1-0</p> <p>SIDNick Areniak Email ... nickolas.arseniak@usafa.edu Phone 719-333-9251 Website ... goairforcefalcons.com</p>	<p>Match No. 7 at Colorado College Sept. 18 • 11 a.m.</p> <p>Location ..Colorado Springs, Colo. Nickname Tigers Colors Black & Gold Conference Conference USA</p> <p>Head Coach Geoff Bennett 2010 Record 8-7-4 Conf. Record 4-6-1 Series Record2-4</p> <p>SID Dave Moross Email... dave.moross@coloradocollege.edu Phone 719-389-6755 Website cctigers.com</p>	<p>Match No. 8 Ole Miss Sept. 23 • 7 p.m.</p> <p>LocationOxford, Miss. Nickname Rebels Colors .. Cardinal Red & Navy Blue Conference SEC</p> <p>Head Coach Matthew Mott 2010 Record 7-9-4 Conf. Record 3-5-3 Series Record3-12-1</p> <p>SID Kristen Saibini Email.....TBA Phone 662-915-7522 Website olemisssports.com</p>	<p>Match No. 9 Mississippi St. Sept. 25 • 1 p.m.</p> <p>LocationStarkville, Miss. Nickname Bulldogs ColorsMaroon & White Conference SEC</p> <p>Head CoachNeil Macdonald 2010 Record 8-12-0 Conf. Record 1-10-0 Series Record14-2</p> <p>SID Brock Turnipseed Email... bturnipseed@athletics.msstate.edu Phone 662-325-7556 Website mstateathletics.com</p>
<p>Match No. 10 Georgia Sept. 30 • 7 p.m.</p> <p>Location Athens, Ga. Nickname Bulldogs ColorsRed & Black Conference SEC</p> <p>Head CoachSteve Holeman 2010 Record 11-6-4 Conf. Record 5-3-3 Series Record 2-8-3</p> <p>SID Kate Burkholer Email... kateburk@sports.uga.edu Phone 706-542-1621 Website georgiadogs.com</p>	<p>Match No. 11 Tennessee Oct. 2 • 1 p.m.</p> <p>Location Knoxville, Tenn. Nickname Lady Vols ColorsOrange & White Conference SEC</p> <p>Head Coach Angela Kelly 2010 Record 10-9-1 Conf. Record 7-3-1 Series Record 1-10-1</p> <p>SID Brian Davis Email bdavis16@utk.edu Phone 865-974-1212 Website utladyvols.com</p>	<p>Match No. 12 at Kentucky Oct. 7 • 6 p.m.</p> <p>Location Lexington, Ky. Nickname Wildcats ColorsBlue & White Conference SEC</p> <p>Head CoachJon Lipsits 2010 Record 10-7-3 Conf. Record 4-5-2 Series Record4-10-2</p> <p>SID John Hayden Email..... john.hayden@uky.edu Phone 859-257-9397 Website ukathletics.com</p>	<p>Match No. 13 at Vanderbilt Oct. 9 • 1 p.m.</p> <p>LocationNashville, Tenn. Nickname Commodores Colors Black & Gold Conference SEC</p> <p>Head CoachRonnie Woodard 2010 Record 8-10-2 Conf. Record 4-5-2 Series Record 8-14-1</p> <p>SID Chris Weinman Email.....chris.weinman@vanderbilt.edu Phone 615-343-0019 Website vucommodores.com</p>	<p>Match No. 14 at Alabama Oct. 14 • 7 p.m.</p> <p>LocationTuscaloosa, Ala. NicknameCrimson Tide ColorsCrimson & White Conference SEC</p> <p>Head CoachTodd Bramble 2010 Record 8-8-2 Conf. Record 3-6-2 Series Record 5-11-2</p> <p>SIDSkip Powers Email..... spowers@ia.ua.edu Phone 205-348-6734 Website rolltide.com</p>
<p>Match No. 15 at Auburn Oct. 16 • 1 p.m.</p> <p>LocationAuburn, Ala. Nickname Tigers Colors ..Burnt Orange & Navy Blue Conference SEC</p> <p>Head Coach Karen Hoppa 2010 Record 11-8-2 Conf. Record 5-4-2 Series Record 5-11-2</p> <p>SIDDan Froehlich Email.....froehdp@auburn.edu Phone 334-844-9803 Websiteauburntigers.cstv.com</p>	<p>Match No. 16 Florida Oct. 20 • 7 p.m.</p> <p>LocationGainesville, Fla. NicknameGators ColorsOrange & Blue Conference SEC</p> <p>Head CoachBecky Burleigh 2010 Record 19-2-3 Conf. Record 9-1-1 Series Record 0-15-0</p> <p>SID Mary Howard Email.. maryh@gators.uaa.ufl.edu Phone 352-375-4683 (x6100) Website gatorzone.com</p>	<p>Match No. 17 at South Carolina Oct. 23 • 1 p.m.</p> <p>LocationColumbia, S.C. NicknameGamecocks ColorsGarnet & Black Conference SEC</p> <p>Head Coach Shelley Smith 2010 Record 15-6-4 Conf. Record 8-2-1 Series Record3-8-1</p> <p>SID Miquel Jacobs Email.. jacobsm2@mailbox.sc.edu Phone 803-777-1516 Website ... gamecocksonline.com</p>	<p>Match No. 19 LSU Oct. 28 • 7 p.m.</p> <p>Location Baton Rouge, La. Nickname Tigers Colors Purple & Gold Conference SEC</p> <p>Head Coach Brian Lee 2010 Record 8-8-5 Conf. Record 4-4-3 Series Record 5-10-1</p> <p>SID Will Stafford Email..... wstaff2@lsu.edu Phone 225-578-8226 Website lsusports.net</p>	

Results Against SEC Opponents



Arkansas has an all-time unbeaten percentage of .577 at home.

ALABAMA (5-11-2)

1988	L	0-3	Tuscaloosa, Ala.
1994	L	0-2	Fayetteville, Ark.
1995	L	1-4	Tuscaloosa, Ala.
1996	T	3-3 OT	Fayetteville, Ark.
1997	L	3-5	Tuscaloosa, Ala.
1998	L	1-2	Fayetteville, Ark.
1999	W	3-2 OT	Tuscaloosa, Ala.
2000	W	5-2	Fayetteville, Ark.
2001	L	2-3	Tuscaloosa, Ala.
2002	W	2-0	Fayetteville, Ark.
2003	L	1-3	Tuscaloosa, Ala.
2004	L	1-3	Fayetteville, Ark.
2005	W	2-1	Tuscaloosa, Ala.
2006	W	5-0	Fayetteville, Ark.
2007	L	0-2	Tuscaloosa, Ala.
2008	L	1-3	Fayetteville, Ark.
2009	T	0-0 2OT	Tuscaloosa, Ala.
2010	L	1-2	Fayetteville, Ark.

AUBURN (5-11-2)

1993	W	8-0	Nashville, Tenn.
1994	T	2-2	Fayetteville, Ark.
1995	L	1-4	Auburn, Ala.
1996	W	4-1	Fayetteville, Ark.
1997	L	1-2	Auburn, Ala.
1998	W	3-1	Fayetteville, Ark.
1999	W	3-0	Auburn, Ala.
2000	W	3-2	Fayetteville, Ark.
2001	L	0-2	Auburn, Ala.
2002	L	1-2 2OT	Fayetteville, Ark.
2003	L	0-2	Auburn, Ala.
2004	L	0-1	Fayetteville, Ark.
2005	L	1-2 2OT	Auburn, Ala.
2006	T	0-0 2OT	Fayetteville, Ark.
2007	L	0-2	Auburn, Ala.
2008	L	1-2	Fayetteville, Ark.
2009	L	1-2	Auburn, Ala.
2010	L	2-3	Fayetteville, Ark.

FLORIDA (0-15-0)

1995	L	0-2	Fayetteville, Ark.
1996	L	2-3 OT	Lexington, Ky.
1997	L	1-7	Fayetteville, Ark.
1999	L	0-5	Gainesville, Fla.
1999	L	3-4	Nashville, Tenn.
2000	L	1-4	Athens, Ga.
2001	L	1-4	Fayetteville, Ark.
2002	L	1-2	Gainesville, Fla.
2004	L	1-2	Gainesville, Fla.
2005	L	0-1	Fayetteville, Ark.
2006	L	0-1 2OT	Gainesville, Fla.
2007	L	0-1	Fayetteville, Ark.
2008	L	0-3	Gainesville, Fla.
2009	L	0-1	Fayetteville, Ark.
2010	L	1-3	Gainesville, Fla.

GEORGIA (2-8-3)

1996	L	2-4 OT	Fayetteville, Ark.
1996	W	3-1	Lexington, Ky.
1998	L	0-5	Athens, Ga.

2000	T	2-2	Fayetteville, Ark.
2001	L	1-6	Athens, Ga.
2003	L	2-7	Fayetteville, Ark.
2004	T	0-0	Athens, Ga.
2005	L	0-1	Fayetteville, Ark.
2006	W	2-1	Athens, Ga.
2007	L	0-1	Fayetteville, Ark.
2008	L	1-2 2OT	Athens, Ga.
2009	L	0-2	Fayetteville, Ark.
2010	T	0-0 2OT	Athens, Ga.

KENTUCKY (4-10-2)

1992	W	2-0	Edwardsville, Ill.
1994	L	1-2	Lexington, Ky.
1994	W	4-2	Fayetteville, Ark.
1995	L	0-2	Lexington, Ky.
1997	L	0-3	Lexington, Ky.
1999	L	1-4	Fayetteville, Ark.
2000	L	1-2	Lexington, Ky.
2002	L	1-3	Fayetteville, Ark.
2003	L	2-3 OT	Lexington, Ky.
2004	T	1-1 2OT	Fayetteville, Ark.
2005	L	1-2	Lexington, Ky.
2006	L	0-1	Fayetteville, Ark.
2007	L	1-2	Lexington, Ky.
2008	W	3-1	Fayetteville, Ark.
2009	T	0-0 2OT	Lexington, Ky.
2010	W	2-0	Fayetteville, Ark.

LSU (5-10-1)

1995	L	1-2	Baton Rouge, La.
1996	W	2-0	Baton Rouge, La.
1997	W	9-3	Fayetteville, Ark.
1998	L	0-4	Baton Rouge, La.
1999	W	3-0	Fayetteville, Ark.
2000	L	0-1	Baton Rouge, La.
2001	W	6-5 OT	Fayetteville, Ark.
2002	T	1-1 2OT	Baton Rouge, La.
2003	W	3-2	Fayetteville, Ark.
2004	L	0-3	Baton Rouge, La.
2005	L	3-4	Fayetteville, Ark.
2006	L	0-1	Baton Rouge, La.
2007	L	0-1	Fayetteville, Ark.
2008	L	1-3	Baton Rouge, La.
2009	L	1-4	Fayetteville, Ark.
2010	L	0-1	Baton Rouge, La.

MISSISSIPPI STATE (14-2-0)

1995	W	2-1 OT	Fayetteville, Ark.
1996	L	0-1 OT	Starkville, Miss.
1997	W	4-0	Fayetteville, Ark.
1998	W	1-0 OT	Starkville, Miss.
1999	W	8-0	Fayetteville, Ark.
2000	W	1-0	Starkville, Miss.
2001	W	4-1	Fayetteville, Ark.
2002	L	0-3	Starkville, Miss.
2003	W	4-2	Fayetteville, Ark.
2004	W	2-1 OT	Starkville, Miss.
2005	W	1-0	Fayetteville, Ark.
2006	W	3-0	Starkville, Miss.
2007	W	2-0	Fayetteville, Ark.

2008	W	1-0	Starkville, Miss.
2009	W	1-0	Fayetteville, Ark.
2010	W	4-0	Starkville, Miss.

OLE MISS (3-12-1)

1995	W	2-1	Fayetteville, Ark.
1996	W	3-2	Oxford, Miss.
1997	L	1-2	Fayetteville, Ark.
1998	L	1-2	Oxford, Miss.
1999	L	1-2	Fayetteville, Ark.
2000	L	2-4	Oxford, Miss.
2001	L	1-2 OT	Fayetteville, Ark.
2002	L	1-2	Oxford, Miss.
2003	L	1-4	Fayetteville, Ark.
2004	L	0-3	Oxford, Miss.
2005	L	0-1	Fayetteville, Ark.
2006	L	0-2	Oxford, Miss.
2007	L	1-2 OT	Fayetteville, Ark.
2008	W	2-0	Oxford, Miss.
2009	L	0-1 OT	Fayetteville, Ark.
2010	T	4-4 2OT	Oxford, Miss.

SOUTH CAROLINA (3-8-1)

1995	W	5-0	Fayetteville, Ark.
1997	L	1-2	Fayetteville, Ark.
1999	L	0-1	Columbia, S.C.
2001	L	0-2	Fayetteville, Ark.
2002	W	2-1 2OT	Columbia, S.C.
2004	L	0-1	Fayetteville, Ark.
2005	W	2-1	Columbia, S.C.
2006	T	1-1	Fayetteville, Ark.
2007	L	0-1	Columbia, S.C.
2008	L	1-3	Fayetteville, Ark.
2009	L	0-2	Columbia, S.C.
2010	L	1-3	Fayetteville, Ark.

TENNESSEE (1-10-1)

1996	W	1-0	Knoxville, Tenn.
1998	L	0-5	Knoxville, Tenn.
2000	L	1-3	Fayetteville, Ark.
2001	L	1-3	Knoxville, Tenn.
2003	L	0-4	Fayetteville, Ark.
2004	L	1-3	Knoxville, Tenn.
2005	L	1-2 OT	Fayetteville, Ark.
2006	L	0-3	Knoxville, Tenn.
2007	T	1-1 2OT	Fayetteville, Ark.
2008	L	0-2	Knoxville, Tenn.
2009	L	0-1	Fayetteville, Ark.
2010	L	1-2	Knoxville, Tenn.

VANDERBILT (8-14-1)

1987	L	1-2	Nashville, Tenn.
1989	L	0-1 OT	Nashville, Tenn.
1990	W	2-1	Fayetteville, Ark.
1991	W	2-1	Nashville, Tenn.
1992	W	1-0	Fayetteville, Ark.
1993	L	2-3 OT	Nashville, Tenn.
1994	L	2-3	Nashville, Tenn.
1994	L	0-3	Fayetteville, Ark.
1996	L	1-5	Fayetteville, Ark.
1996	T	0-0 *	Lexington, Ky.
1997	L	3-8	Fayetteville, Ark.
1998	L	1-4	Fayetteville, Ark.
1999	L	0-1	Fayetteville, Ark.
2000	L	0-4	Nashville, Tenn.
2002	W	4-3	Fayetteville, Ark.
2003	W	2-0	Nashville, Tenn.
2004	W	2-1	Fayetteville, Ark.
2005	L	0-5	Nashville, Tenn.
2006	L	1-2 2OT	Fayetteville, Ark.
2007	L	0-2	Nashville, Tenn.
2008	W	2-1	Fayetteville, Ark.
2009	W	2-0	Nashville, Tenn.
2010	L	1-2 OT	Fayetteville, Ark.

*Arkansas Wins in Penalty Kicks 4-3

All-Time Series Results

Opponent	All Matches W-L-T	Home W-L-T	Away W-L-T	Neutral W-L-T	Last Meeting	First Meeting
Air Force	1-0-0	1-0-0	0-0-0	0-0-0	W, 8/28/09 (4-2)	W, 8/28/09 (4-2)
Alabama	5-11-2	3-5-1	2-6-1	0-0-0	L, 10/3/10 (1-2)	L, 9/23/88 (0-3)
Alabama A&M	1-0-0	1-0-0	0-0-0	0-0-0	W, 9/10/06 (1-0)	W, 9/10/06 (1-0)
Arizona	1-1-0	0-1-0	0-0-0	1-0-0	W, 9/5/03 (3-2)	L, 8/30/97 (0-3)
Auburn	5-11-2	3-4-2	1-7-0	1-0-0	L, 10/1/10 (2-3)	W, 11/5/93 (8-0)
Austin Peay	2-0-0	1-0-0	1-0-0	0-0-0	W, 9/12/08 (1-0)	W, 9/7/07 (2-0)
Barry	0-1-0	0-0-0	0-1-0	0-0-0	L, 10/29/87 (1-6)	L, 10/29/87 (1-6)
Baylor	0-2-1	0-1-0	0-1-1	0-0-0	T, 9/1/00 (0-0)	L, 9/27/86 (2-5)
Boca Raton	0-2-0	0-0-0	0-1-0	0-1-0	L, 9/25/88 (0-4)	L, 10/30/87 (1-7)
California-Berkeley	0-2-0	0-1-0	0-1-0	0-0-0	L, 9/19/99 (0-2)	L, 10/3/93 (1-2)
Centenary	2-1-0	1-0-0	1-0-0	0-1-0	W, 9/16/07 (1-0)	W, 11/1/92 (3-1, OT)
Central Florida	0-2-1	0-0-1	0-1-0	0-1-0	T, 9/17/95 (1-1)	L, 10/10/92 (0-1, OT)
Colorado College	2-4-0	2-0-0	0-4-0	0-0-0	L, 8/27/00 (0-4)	L, 9/23/90 (1-6)
Columbia	0-1-0	0-0-0	0-0-0	0-1-0	L, 11/1/87 (2-5)	L, 11/1/87 (2-5)
Creighton	3-4-0	2-2-0	1-2-0	0-0-0	L, 9/19/97 (2-3)	W, 11/5/89 (2-1)
Davidson	1-0-0	0-0-0	0-0-0	1-0-0	W, 10/7/91 (2-1)	W, 10/7/91 (2-1)
Dayton	0-1-0	0-0-0	0-1-0	0-0-0	L, 11/3/91 (1-2)	L, 11/3/91 (1-2)
Denver	0-1-0	0-0-0	0-0-0	0-1-0	L, 9/15/90 (2-3)	L, 9/15/90 (2-3)
Drury	5-0-0	3-0-0	2-0-0	0-0-0	W, 9/30/03 (2-0)	W, 9/1/98 (3-0)
Duke	0-1-0	0-0-0	0-0-0	0-1-0	L, 9/17/94 (1-3)	L, 9/17/94 (1-3)
Evansville	1-0-0	1-0-0	0-0-0	0-0-0	W, 9/26/93 (6-0)	W, 9/26/93 (6-0)
Florida	0-15-0	0-7-0	0-5-0	0-3-0	L, 10/24/10 (1-3)	L, 9/22/95 (0-2)
Florida Atlantic	0-0-1	0-0-0	0-0-1	0-0-0	T, 9/18/09 (1-1, 2OT)	T, 9/18/09 (1-1, 2OT)
Florida Gulf Coast	0-1-0	0-0-0	0-1-1	0-0-0	L, 9/5/10 (1-0)	L, 9/5/10 (1-0)
Florida International	3-2-0	1-1-0	1-1-0	1-0-0	W, 9/22/10 (1-0)	L, 10/11/92 (0-1)
Florida St.	0-1-0	0-0-0	0-1-0	0-0-0	L, 9/19/10 (1-0, OT)	L, 9/19/10 (1-0, OT)
George Mason	1-2-0	0-1-0	1-0-0	0-1-0	L, 9/11/05 (0-1)	L, 9/23/01 (0-4)
Georgia	2-8-3	0-5-1	1-3-2	1-0-0	T, 9/26/10 (0-0, 2OT)	L, 9/13/96 (2-4, OT)
Grambling	1-0-0	0-0-0	0-0-0	1-0-0	W, 9/10/04 (4-0)	W, 9/10/04 (4-0)
Hawai'i	1-0-0	0-0-0	1-0-0	0-0-0	W, 9/15/00 (1-0)	W, 9/15/00 (1-0)
Houston Baptist	4-0-0	2-0-0	2-0-0	0-0-0	W, 10/25/87 (3-2)	W, 9/26/87 (4-0)
Huntington	1-0-0	0-0-0	1-0-0	0-0-0	W, 9/24/88 (3-1)	W, 9/24/88 (3-1)
Jacksonville St.	2-0-0	2-0-0	0-0-0	0-0-0	W, 9/25/08 (4-0)	W, 9/23/07 (5-0)
Kansas	1-2-1	1-1-0	0-1-1	0-0-0	L, 9/2/05 (0-1)	W, 9/20/96 (4-0)
Kentucky	4-10-2	3-3-1	0-7-1	1-0-0	W, 10/10/10 (2-0)	W, 9/12/92 (2-0)
Liberty	1-1-0	1-0-0	0-1-0	0-0-0	W, 9/3/06 (3-1)	L, 9/16/05 (1-2)
Louisiana-Monroe	1-0-0	1-0-0	0-0-0	0-0-0	W, 10/2/02 (6-0)	W, 10/2/02 (6-0)
Louisiana State	5-10-1	4-3-0	1-7-1	0-0-0	L, 10/29/10 (0-1)	L, 10/20/95 (1-2)
Louisiana Tech	2-0-0	1-0-0	1-0-0	0-0-0	W, 9/14/07 (6-0)	W, 9/8/06 (2-1, OT)
Louisville	2-0-0	1-0-0	1-0-0	0-0-0	W, 9/22/91 (3-0)	W, 10/7/89 (4-1)
Loyola Marymount	0-1-0	0-0-0	0-0-0	0-1-0	L, 9/16/00 (2-3)	L, 9/16/00 (2-3)
Maryland	0-1-0	0-0-0	0-1-0	0-0-0	L, 10/11/93 (2-3)	L, 10/11/93 (2-3)
Md.-Baltimore County	0-1-0	0-0-0	0-1-0	0-0-0	L, 10/9/98 (1-2)	L, 10/9/98 (1-2)
Maryville	0-1-0	0-0-0	0-1-0	0-0-0	L, 9/20/87 (0-3)	L, 9/20/87 (0-3)
Memphis	4-1-0	2-1-0	2-0-0	0-0-0	L, 9/12/07 (1-2, 2OT)	W, 9/30/95 (2-0)
Mercer	3-1-0	3-0-0	0-1-0	0-0-0	W, 10/27/00 (1-0)	L, 10/22/93 (0-2)
Metro State	0-1-0	0-0-0	0-0-0	0-1-0	L, 10/26/91 (2-3)	L, 10/26/91 (2-3)
Miami (Fla.)	1-0-0	0-0-0	0-0-0	1-0-0	W, 9/3/10 (1-0)	W, 9/3/10 (1-0)
Michigan	1-0-0	0-0-0	1-0-0	0-0-0	W, 8/21/09 (2-0)	W, 8/21/09 (2-0)
Mississippi State	14-2-0	8-0-0	6-2-0	0-0-0	W, 10/15/10 (4-0)	W, 9/8/95 (2-1, OT)
Missouri	1-2-0	0-1-0	1-1-0	0-0-0	L, 9/10/10 (4-0)	L, 9/22/96 (1-2, OT)
Missouri Baptist	0-0-1	0-0-1	0-0-0	0-0-0	T, 10/8/88 (2-2)	T, 10/8/88 (2-2)
Missouri State	10-2-0	7-0-0	3-2-0	0-0-0	W, 9/12/10 (2-1, OT)	W, 10/18/86 (4-0)
Missouri-Rolla	3-1-1	3-0-0	0-1-1	0-0-0	W, 9/15/91 (8-0)	L, 11/8/86 (1-16)
Missouri-St. Louis	2-0-0	1-0-0	1-0-0	0-0-0	W, 9/14/91 (2-0)	W, 10/28/90 (2-0)
Missouri Valley	3-4-1	3-2-1	0-2-0	0-0-0	W, 9/11/93 (4-0)	L, 9/17/86 (0-8)
Navy	0-2-0	0-0-0	0-2-0	0-0-0	L, 9/22/02 (0-3)	L, 10/11/98 (0-3)
Nebraska	0-2-0	0-1-0	0-1-0	0-0-0	L, 9/21/97 (0-8)	L, 10/1/95 (0-3)
Nebraska Wesleyan	1-0-0	0-0-0	0-0-0	1-0-0	W, 9/17/89 (1-0)	W, 9/17/89 (1-0)
New Mexico	1-0-0	0-0-0	0-0-0	1-0-0	W, 9/3/94 (3-1)	W, 9/3/94 (3-1)
Nicholls State	1-0-0	1-0-0	0-0-0	0-0-0	W, 9/21/08 (7-0)	W, 9/21/08 (7-0)
North Carolina	0-2-0	0-0-0	0-2-0	0-0-0	L, 9/18/94 (0-9)	L, 10/23/92 (1-7)
UNC-Greensboro	2-1-0	1-0-0	1-1-0	0-0-0	L, 10/9/93 (1-3)	W, 10/6/91 (1-0)
North Carolina State	1-1-0	0-0-0	0-1-0	1-0-0	W, 10/23/93 (4-2)	L, 10/22/92 (0-1)

All-Time Series Records

Opponent	Overall W-L-T	Home W-L-T	Away W-L-T	Neutral W-L-T	Last Meeting	First Meeting
North Texas	0-2-0	0-0-0	0-2-0	0-0-0	L, 9/7/97 (1-5)	L, 10/26/86 (1-7)
NE Missouri State	0-2-0	0-0-0	0-2-0	0-0-0	L, 9/10/89 (0-2)	L, 9/30/88 (0-4)
Northeastern State	1-0-0	1-0-0	0-0-0	0-0-0	W, 9/1/06 (4-0)	W, 9/1/06 (4-0)
Ohio State	0-1-0	0-0-0	0-1-0	0-0-0	L, 10/31/98 (1-5)	L, 10/31/98 (1-5)
Oklahoma	0-7-0	0-4-0	0-3-0	0-0-0	L, 8/28/05 (0-3)	L, 9/4/98 (1-2)
Oklahoma State	0-4-0	0-2-0	0-2-0	0-0-0	L, 11/2/03 (0-1)	L, 10/5/97 (2-3)
Old Dominion	1-1-1	0-0-1	1-1-0	0-0-0	L, 9/19/03 (1-3)	W, 9/20/02 (5-2)
Mississippi (Ole Miss)	3-12-1	1-7-0	2-5-1	0-0-0	T, 10/17/10 (4-4, 2 OT)	W, 9/10/95 (2-1)
Oral Roberts	10-2-0	6-1-0	4-1-0	0-0-0	W, 9/6/09 (3-0)	W, 10/18/88 (4-0)
Oregon State	1-1-0	1-0-0	0-1-0	0-0-0	L, 10/9/95 (0-2)	W, 10/17/93 (4-3, OT)
Pepperdine	0-1-0	0-0-0	0-1-0	0-0-0	L, 9/9/01 (1-4)	L, 9/9/01 (1-4)
Portland State	0-1-0	0-0-0	0-1-0	0-0-0	L, 9/1/02 (0-1)	L, 9/1/02 (0-1)
Purdue	1-1-0	1-0-0	0-0-0	0-1-0	L, 9/7/03 (0-4)	W, 10/4/98 (5-1)
Quincy	0-1-0	0-0-0	0-0-0	0-1-0	L, 9/11/89 (0-2)	L, 9/11/89 (0-2)
Regis	2-0-0	0-0-0	0-0-0	2-0-0	W, 9/22/90 (4-1)	W, 9/8/89 (2-1)
Rhodes	1-0-0	1-0-0	0-0-0	0-0-0	W, 10/3/87 (3-0)	W, 10/3/87 (3-0)
Rockhurst	3-0-0	2-0-0	1-0-0	0-0-0	W, 10/10/87 (3-0)	W, 9/28/86 (1-0)
St. Mary's	0-0-1	0-0-1	0-0-0	0-0-0	T, 9/17/10 (0-0, 2OT)	T, 9/17/10 (0-0, 2OT)
Samford	1-0-0	0-0-0	0-0-0	1-0-0	W, 9/7/08 (1-0, 2OT)	W, 9/7/08 (1-0)
San Diego	0-1-0	0-0-0	0-1-0	0-0-0	L, 9/7/01 (3-0)	L, 9/7/01 (3-0)
San Francisco	0-1-0	0-0-0	0-1-0	0-0-0	L, 9/17/99 (0-3)	L, 9/17/99 (0-3)
Southern Illinois	2-1-0	0-1-0	2-0-0	0-0-0	W, 10/27/90 (2-1)	W, 10/22/88 (2-1)
SIU-Edwardsville	1-0-1	1-0-0	0-0-1	0-0-0	T, 9/13/92 (0-0, OT)	W, 9/8/91 (2-0)
South Carolina	3-8-1	1-5-1	2-3-0	0-0-0	L, 10/21/10 (1-3)	W, 9/24/95 (5-0)
Southeast Missouri	1-1-0	1-0-0	0-1-0	0-0-0	L, 8/27/04 (2-3)	W, 9/6/02 (2-1)
Southeastern Louisiana	2-0-0	1-0-0	1-0-0	0-0-0	W, 8/27/06 (4-1)	W, 9/18/05 (2-0)
Southern	1-0-0	0-0-0	0-0-0	1-0-0	W, 9/12/04 (11-0)	W, 9/14/86 (0-10)
Southern Methodist	1-10-0	1-3-0	0-5-0	0-2-0	L, 10/25/86 (0-7)	L, 9/3/00 (0-4)
Stanford	0-2-0	0-1-0	0-0-0	0-1-0	L, 10/7/95 (0-6)	L, 9/25/93 (0-3)
Stephen F. Austin	2-1-0	2-0-0	0-1-0	0-0-0	L, 8/27/10 (1-2)	W, 10/6/96 (9-0)
Tennessee	1-10-1	0-4-1	1-6-0	0-0-0	L, 9/24/10 (1-2)	W, 9/15/96 (1-0)
Texas	0-3-1	0-1-1	0-2-0	0-0-0	L, 9/7/00 (2-3)	T, 9/30/94 (1-1, OT)
Texas-El Paso	1-0-0	1-0-0	0-0-0	0-0-0	W, 9/17/96 (3-0)	W, 9/17/96 (3-0)
Texas A&M	4-3-1	1-1-0	1-1-1	2-1-0	L, 9/4/95 (3-8)	W, 9/21/86 (1-0)
Texas Christian	1-5-2	0-3-1	1-2-1	0-0-0	T, 9/9/00 (0-0, OT)	L, 9/14/86 (0-10)
Texas State	0-1-0	0-0-0	0-1-0	0-0-0	L, 10/27/89 (1-2)	L, 10/27/89 (1-2)
Texas Tech	2-0-0	1-0-0	1-0-0	0-0-0	W, 9/2/01 (6-1)	W, 9/5/99 (2-0)
Trinity	2-0-0	2-0-0	0-0-0	0-0-0	W, 10/4/87 (5-0)	W, 10/4/87 (4-0)
Tulsa	8-18-2	5-8-1	3-10-1	0-0-0	T, 9/3/09 (0-0, 2OT)	L, 10/17/87 (0-2)
Vanderbilt	8-14-1	5-7-0	3-7-0	0-0-1	L, 10/8/10 (1-2, OT)	L, 11/8/87 (1-2)
Virginia	0-2-0	0-1-0	0-1-0	0-0-0	L, 9/20/92 (1-3)	L, 10/88/91 (0-1)
Washington	1-1-0	0-0-0	0-1-0	1-0-0	L, 8/30/02 (1-4)	W, 10/1/93 (3-2)
Washington State	1-1-0	0-0-0	0-0-0	1-1-0	L, 9/4/93 (2-3)	W, 9/29/91 (3-2)
Western Michigan	1-1-0	1-0-0	0-1-0	0-0-0	W, 9/19/08 (3-0)	L, 9/9/07 (0-1)
William Woods	2-0-0	2-0-0	0-0-0	0-0-0	W, 9/19/92 (8-0)	W, 10/13/91 (5-0)
William & Mary	0-1-1	0-0-1	0-1-0	0-0-0	T, 9/12/03 (1-1, 2OT)	L, 9/21/01 (0-2)
Wisconsin-Green Bay	2-0-0	1-0-0	1-0-0	0-0-0	W, 9/28/01 (4-3)	W, 10/1/99 (6-3)
Wisconsin-Milwaukee	0-1-0	0-0-0	0-1-0	0-0-0	L, 9/30/01 (0-5)	L, 9/30/01 (0-5)
Wright State	1-0-0	1-0-0	0-0-0	0-0-0	W, 9/16/90 (3-2)	W, 9/16/90 (3-2)
Wyoming	2-0-0	1-0-0	1-0-0	0-0-0	W, 9/6/96 (1-0)	W, 9/16/95 (2-0)
Xavier	0-1-0	0-0-0	0-1-0	0-0-0	L, 11/2/91 (1-3)	L, 11/2/91 (1-3)
Totals	182-246-32	105-89-16	58-138-15	19-19-1		
Winning Percentage	.430	.538	.310	.500		
Unbeaten Percentage	.465	.576	.346	.513		
SEC Opponents in BOLD						

Razorback Field



The University of Arkansas has always been proactive when it comes to women's intercollegiate athletics, and the lifespan of Razorback Field is a tribute to that stance. When it was constructed in 1992, the then-Lady'Back Field was the first collegiate soccer field in the country dedicated solely for the use of a women's team. To this day, it remains one of a handful of such fields.

With improvements planned following its construction, a field house was built to house locker rooms for both participating teams, and lights were erected to allow the Razorbacks to practice and play at any time. The facility evolved and was improved with an expansion and renovation prior to the 2011 season.

The expansion added more than 3,900 square feet to the existing 3,100-square foot structure.

Additions include an expanded and re-modeled training room with a rehab area, a new locker room for the Razorbacks, a team lounge connected to a team meeting area, two private meeting rooms and a storage area.

The existing building included home and visiting locker rooms, a training room, a coaches' office, showers, a concession stand and public restrooms. The visiting locker room, concession stand and public restrooms remain.

The architecture design was a joint project between Arkansas' Facilities Management Department and Polk, Stanley, Wilcox of Little Rock. The general contractor for the project was Milestone Construction Company of Springdale.

Arguably the best pitch in the Southeastern Conference, for facilities and playing surface, the field was the host of the 1994 SEC Tournament and the site of the first women's soccer match televised by the SEC.

Completed for the 1999 season were several improvements, including wrought-iron fencing around the field, a ticket booth and permanent professional-style players' benches.

Following the 1999 soccer campaign, construction of a new stadium to accommodate the growing fan base at Razorback Field began. The spring of 2001 saw the sta-



dium expand to a 1,500-seat capacity, including chair-back seating for season-ticket holders as well as fully functional press facilities, television and radio booths, and a VIP hospitality area.

New for 2010 is an expansion of more than 3,700 to the locker room facility. Additions include a new locker room and a team lounge. See the inside front cover for details.

Top Razorback Field Crowds

1. 1,709 vs. South Carolina, 2001
2. 1,487 vs. Tennessee, 2005
3. 1,374 vs. Auburn, 2000
4. 1,139 vs. South Carolina, 2010*
5. 1,090 vs. Vanderbilt, 2010*
6. 1,028 vs. Tennessee, 2009*
7. 971 vs. Ole Miss, 2009*
8. 956 vs. Missouri St., 2007
9. 938 vs. Kentucky, 1999
10. 929 vs. LSU, 2005
11. 912 vs. South Carolina, 2008
12. 901 vs. Air Force, 2009*

* - Five of the top crowds recorded in 2009 and 2010



Southeastern Conference

The Southeastern Conference has continued its rise as one of the top conferences in women's soccer.

The last two years of women's soccer have reaffirmed the SEC's prominence in the country with nine total selections to the NCAA Tournament. Six teams from the SEC were invited to the NCAA Tournament in 2009 while Auburn, Florida and South Carolina were back in the field in 2010. Auburn, Florida, Georgia, LSU, Ole

Miss and South Carolina all made the 64-team field in 2009. The six teams combined for a record of 5-5-1 in 2009 with the Gamecocks advancing to the third round. The 2010 teams went a combined 2-3 with Florida and South Carolina reaching the second round.

The SEC now has a 51-61-9 (.459) NCAA Tournament record in 65 appearances.

SEC women's soccer will begin its 19th season in the year of 2011 deeply rooted in the national scene of collegiate soccer. Since the SEC initiated women's soccer as a varsity sport in 1993, the sport's popularity has grown through the country and especially in the Southeast. A defining point in the SEC's women's soccer success came

in 1995 when FOX Sports South broadcast the SEC Tournament Championship match between Alabama and Kentucky on a tape-delayed basis, signifying the first appearance of an SEC championship on television. Southeastern Conference women's soccer continued to grow over the next couple of years as the conference made a name for itself nationally. In 1998, the SEC had its breakout season with Florida winning the conference's first NCAA title in women's soccer in just the program's fourth year of existence. The league led the nation with six NCAA Tournament teams that year, an accomplishment which firmly inserted the SEC as one of the major conferences in women's soccer.

The SEC also made bigger strides in its television coverage with three regular season matches and the SEC Tournament championship match shown live on the SEC-TV package. In 2003, the SEC Soccer Tournament moved to a neutral site in Orange Beach, Ala., signifying the growth of the sports' popularity. In 2006, SEC-TV's women's soccer coverage was increased to four regular-season matches, in addition to the SEC Tournament championship match.

The SEC began a new television agreement with ESPN in 2009. The agreement has seen television coverage of SEC women's soccer increase 300 percent from 2008. ESPN, which is available in more than 73 million households, FOX, CSS and COX will combine to push the SEC's television appearances to more than 15 matches per year.

That incremental growth, combined with increasing exposure on the national and regional scene, has SEC women's soccer looking to blossom to new heights in the year 2010 and beyond.

2010 Final SEC Standings

Eastern Division

	SEC	Pts.	Overall	Pct.
Florida#*	9-1-1	28.0	19-2-3	.854
So. Carolina	8-2-1	25.0	15-6-4	.680
Tennessee	7-3-1	22.0	10-9-1	.525
Georgia	5-3-3	18.0	11-6-4	.619
Kentucky	4-5-2	14.0	10-7-3	.575
Vanderbilt	4-5-2	14.0	8-10-2	.450

Western Division

	SEC	Pts.	Overall	Pct.
Auburn^	5-4-2	17.0	11-8-2	.571
LSU	4-4-3	15.0	8-8-5	.500
Ole Miss	3-5-3	12.0	7-9-4	.450
Alabama	3-6-2	11.0	8-8-2	.500
Arkansas	2-7-2	8.0	5-11-3	.342
Mississippi St.	1-10-0	3.0	8-12-0	.400

#Regular Season and Eastern Division Champion; ^Western Division Champion; *SEC Tournament Champion

2010 SEC Women's Soccer Awards

Coach of the Year

Becky Burleigh, Florida

Scholar-Athlete of the Year

Molly Kinisella, Vanderbilt

Offensive Player of the Year

Kayla Grimsley, South Carolina

Defensive Player of the Year

Kat Williamson, Florida

Freshman of the Year

Taylor Travis, Florida

First Team All-SEC

Justine Bernier, Alabama, JR, GK

Katy Frierson, Auburn, JR, M

Julie King, Auburn, JR, D

Erika Tymrak, Florida, SO, M/F

Ashlee Elliott, Florida, SR, M

Kat Williamson, Florida, SO, D

Alexa Newfield, Georgia, FR, M

Allysha Chapman, LSU, JR, D

Kayla Grimsley, South Carolina, JR, M/F

Brittany Rhoades, South Carolina, SR, D

Chelsea Hatcher, Tennessee, JR, M/F

Second Team All-SEC

Victoria Frederick, Alabama, SR, F

Kelsey Allison, Arkansas, SR, M

Sammy Towne, Auburn, SR, D

Tahnai Annis, Florida, JR, M/F

Taylor Travis, Florida, FR, F

Ashley Baker, Georgia, SO, GK

Rebekah Perry, Georgia, SO, M

Laura Novikoff, Kentucky, SR, F

Alix Hidal, Ole Miss, So, D

Ellen Fahey, South Carolina, JR, D

Molly Kinsella, Vanderbilt, SR, F

All-Freshman Team

Molly Atherton, Alabama, M

Melanie Foncham, Arkansas, D

Taylor Travis, Florida, F

Torri Allen, Georgia, D

Alexa Newfield, Georgia, M

Caitlin Landis, Kentucky, F

Addie Eggleston, LSU, F

Megan Kinneman, LSU, GK

Mandy McCalla, Ole Miss, M

Danielle Au, South Carolina, F

Claire Romaine, Vanderbilt, D

TWO THOUSAND ELEVEN



ARKANSAS SOCCER



ERIN
AUBRY

2011 SCHEDULE

 AUGUST 13 / FAYETTEVILLE / 7 p.m.
OKLAHOMA (exh.)

 AUGUST 19 / FAYETTEVILLE / 7 p.m.
SMU

 AUGUST 21 / LAWRENCE, KAN. / 1 p.m.
KANSAS

 AUGUST 28 / FAYETTEVILLE / 1 p.m.
OKLAHOMA STATE

 SEPTEMBER 2 / LINCOLN, NEB. / 7 p.m.
NEBRASKA

 SEPTEMBER 6 / FAYETTEVILLE / 7 p.m.
MISSOURI STATE

 SEPTEMBER 16 / COLORADO SPRINGS, COLO. / 8:30 p.m.
AIR FORCE

 SEPTEMBER 18 / COLORADO SPRINGS, COLO. / 2 p.m.
COLORADO COLLEGE

 SEPTEMBER 23 / FAYETTEVILLE / 7 p.m.
OLE MISS*

 SEPTEMBER 25 / FAYETTEVILLE / 1 p.m.
MISSISSIPPI STATE*

 SEPTEMBER 30 / FAYETTEVILLE / 7 p.m.
GEORGIA*

 OCTOBER 2 / FAYETTEVILLE / 1 p.m.
TENNESSEE*

 OCTOBER 7 / LEXINGTON, KY. / 6 p.m.
KENTUCKY*

 OCTOBER 9 / NASHVILLE, TENN. / 1 p.m.
VANDERBILT*

 OCTOBER 14 / TUSCALOOSA, ALA. / 7 p.m.
ALABAMA*

 OCTOBER 16 / AUBURN, ALA. / 1 p.m.
AUBURN*

 OCTOBER 20 / FAYETTEVILLE / 7 p.m.
FLORIDA*

 OCTOBER 23 / COLUMBIA, S.C. / 2 p.m.
SOUTH CAROLINA*

 OCTOBER 28 / FAYETTEVILLE / 7 p.m.
LSU*

 NOVEMBER 2-6 / ORANGE BEACH, ALA. / TBA
SEC TOURNAMENT