

2015

Arkansas Football, 2015

University of Arkansas, Fayetteville. Athletics Media Relations

Follow this and additional works at: <https://scholarworks.uark.edu/football>

Citation

University of Arkansas, Fayetteville. Athletics Media Relations. (2015). Arkansas Football, 2015. *Arkansas Football*. Retrieved from <https://scholarworks.uark.edu/football/8>

This Periodical is brought to you for free and open access by the Athletics at ScholarWorks@UARK. It has been accepted for inclusion in Arkansas Football by an authorized administrator of ScholarWorks@UARK. For more information, please contact scholar@uark.edu.

ARKANSAS



2015 FOOTBALL

#UNCOMMON

UNCOMMON



**ALEX
COLLINS**

RUNNING BACK

SECOND PLAYER IN SCHOOL HISTORY
TO BEGIN HIS CAREER WITH BACK-TO-BACK
1,000 YARD SEASONS

**ALEX
COLLINS + JONATHAN
WILLIAMS**

ONLY PAIR OF TEAMMATES TO RUSH
FOR 1,000 YARDS EACH IN 2014

**JONATHAN
WILLIAMS**

RUNNING BACK

BEGINS SENIOR SEASON
RANKED 10TH IN SCHOOL HISTORY
WITH 2,321 CAREER RUSHING YARDS



**BRANDON
ALLEN**

QUARTERBACK

ONE OF JUST THREE RETURNING
QB'S IN THE NATION WHO THREW 20+ TDS
& 5 OR LESS INTERCEPTIONS IN 2014

**HUNTER
HENRY**

TIGHT END

LEADS RETURNING SEC TIGHT ENDS
WITH 65 RECEPTIONS IN PAST TWO YEARS

**KEON
HATCHER**

WIDE RECEIVER

ENTERS 2015 WITH A FIRST DOWN
RECEPTION IN 17 CONSECUTIVE GAMES





LAZORBACK STADIUM



UNCOMMON

LEGACY





UNCOMMON



FAMILY







UNCOMMON EXPERIENCE



TABLE OF CONTENTS

RAZORBACK FOOTBALL

Table of Contents 8
 Quick Facts 9
 Alphabetical Roster 10-11
 Numerical Roster/Pronunciations 12-13
 Preseason Honors 14

COACHING STAFF

Bret Bielema 16-19
 Dan Enos 20
 Robb Smith 21
 Sam Pittman 22
 Jemal Singleton 23
 Vernon Hargreaves 24
 Clay Jennings 25
 Barry Lunney Jr. 26
 Rory Segrest 27
 Michael Smith 28
 Ben Herbert 29
 Football Staff 30-32

MEET THE RETURNERS

Allen - Colquitt 34-39
 Cornelius - Harris 40-45
 Hatcher - Kraus 46-51
 Lewis - Saunders 52-57
 Skipper - Watts 58-63
 Williams - Wise Jr. 64-68

MEET THE NEWCOMERS

Allen - Pettway 70-73
 Pulley - Sykes 74-76

2014 SEASON REVIEW

2014 Season Review 78
 2014 Stats 79-85
 2014 SEC Football 86

HISTORY

1964 National Championship 88
 All-Americans 89-91
 National Individual Award Winners 92-93
 All-SEC Selections 94-95
 All-SWC Selections 96
 Retired Numbers 97
 Honors 98-101
 Honors - Postseason Games 102-103
 #ProHogs 104-106
 #ProHogs in the Super Bowl 107
 All-Time Letterwinners 108-113
 All-Time Coaching Staffs 114-115
 All-Time Overall Records 116-117
 Season-By-Season Results 118-129
 All-Time Results 130
 Arkansas Bowl History 131
 Arkansas Bowl Records 132-133
 Razorbacks in Overtime 134

RECORD BOOK

Individual Records 136-158
 Team Records 159-169
 National/Conference Leaders 170-171
 Opponent/Attendance Records 172

FACILITIES

Donald W. Reynolds Razorback Stadium 174
 Frank Broyles 175
 War Memorial Stadium 176
 AT&T Stadium 177
 Fred W. Smith Football Center 178

U OF A

Media Information 180
 Gameday Policies 181
 Razorback Sports Properties 182
 Football Support Staff 183
 U of A 184-189
 Director of Athletics Jeff Long 190-191
 UA Athletics Administration 192-193
 Razorback Foundation 194-197
 2015 Opponents 198
 UA Versus 2015 Opponents 199-200
 UA Versus All Opponents 201
 The SEC 202
 College Football Playoff 203
 2015 SEC Composite Schedule 204

CREDITS

EDITORIAL

Razorback Communications

EDITOR

Brett Brecheisen

ASSISTANT EDITORS

Jon Fagg, Chris Freet, Kevin Trainor, Patrick Pierson, Mark Taurisani, David Beall, Bryan Fyalkowski, Brent Hull, Brandon Langlois, Zach Lawson, Allie Raymond, Jeri Thorpe

OTHER CONTRIBUTORS

Fayetteville Chamber of Commerce, Southeastern Conference, UA University Relations, Razorback Foundation

DESIGN SERVICES

Christine Zambetti, Brett Brecheisen, Patrick Pierson, Jeri Thorpe

PRINTING

Print Coordinator: Jeri Thorpe
 EBSCO Media, Birmingham, Ala.

PHOTOGRAPHY

Walt Beazley

CONTRIBUTING PHOTOGRAPHY

Baltimore Ravens (Phil Hoffman), Robert Black, Dallas Cowboys (James D. Smith), Denver Broncos, Erica Erck, Tom Ewart, Beth Hall, Wesley Hitt, Houston Texans, Indianapolis Colts, Iowa Photo Services, Johnny Rodgers Award, Kansas City Chiefs (Steve Sanders), Christina Long, Minnesota Vikings, Philadelphia Eagles, Senior Bowl, University Relations, Gary Yandell, David Yerby

All names, nicknames, logos and other indicia referring to the University of Arkansas are trademarks owned and protected by the university. Any unauthorized use of the university's trademark is prohibited.

Front cover (from l-r): #70 Dan Skipper, #72 Frank Ragnow, #65 Mitch Smothers, #73 Sebastian Tretola, #55 Denver Kirkland

Front cover photo: Walt Beazley

Front cover design: Christine Zambetti

UNIVERSITY OF ARKANSAS

NAME: University of Arkansas
LOCATION: Fayetteville, Arkansas 72701
ENROLLMENT: 26,237
FOUNDED: 1871
COLORS: Cardinal and White
INTERIM CHANCELLOR (ALMA MATER, YEAR): Dr. Daniel Ferritor (Rockhurst College, 1962)
UA SYSTEM PRESIDENT: Dr. Donald R. Bobbitt (Arkansas, 1980)
NCAA FACULTY ATHLETICS REPRESENTATIVE: Sharon Hunt (Arkansas, 1973)
BOARD OF TRUSTEES (TERM EXPIRES):

Ben Hyneman - Chariman (Jonesboro, 2018)
 Reynie Rutledge - Vice Chairman (Searcy, 2017)
 David H. Pryor - Secretary (Fayetteville, 2019)
 Morrill Harriman - Assistant Secretary (Little Rock, 2024)
 Jane Rogers (Little Rock, 2016)
 Mark Waldrip (Moro, 2020)
 John Goodson (Texarkana, 2021)
 Stephen Broughton, M.D. (Pine Bluff, 2022)
 C.C. "Cliff" Gibson III (Monticello, 2023)
 Jim von Gremp (Rogers, 2025)

INTERCOLLEGIATE ATHLETICS

PHONE: (479) 575-6533 • **FAX:** (479) 575-4904
WEB SITE: ArkansasRazorbacks.com
NICKNAME: Razorbacks
NATIONAL AFFILIATION: National Collegiate Athletic Association (NCAA Bowl Subdivision)
CONFERENCE AFFILIATION: Southeastern Conference (Western Division)
VICE CHANCELLOR AND DIRECTOR OF ATHLETICS:
 Jeff Long (Ohio Wesleyan, 1982)
SENIOR ASSOC. AD/ADMINISTRATION AND GOVERNANCE:
 Jon Fagg (Arizona, 1990)
SENIOR ASSOCIATE AD/SWA/ADMINISTRATION AND SPORTS PROGRAMS:
 Julie Cromer Peoples (Missouri State, 1993)
SENIOR ASSOC. AD/INTERNAL OPERATIONS:
 Matt Trantham (Centenary College, 1990)
SENIOR ASSOC. AD/BUSINESS OPERATIONS & CHIEF FINANCIAL OFFICER:
 Clayton Hamilton (Arkansas, 1994)
SENIOR ASSOC. AD/EXTERNAL OPERATIONS AND STRATEGIC COMMUNICATIONS:
 Chris Freet (UC Santa Barbara, 2002)

COMMUNICATIONS OFFICE

OFFICE: (479) 575-2751 • **FAX:** (479) 575-7481
ASSISTANT AD/COMMUNICATIONS:
 *Patrick Pierson
ASSOCIATE COMMUNICATIONS DIRECTOR:
 Jeri Thorpe
ASSISTANT COMMUNICATIONS DIRECTORS:
 David Beall
 *Brett Brecheisen
 Joy Ekema-Agbaw
 Zach Lawson
COMMUNICATIONS ASSISTANTS:
 Kelsey Emmons
 Bryan Fyalkowski
 *Brandon Langlois
SECRETARY: Mary Lynn Gibson
MAILING ADDRESS: Communications Office, P.O. Box 7777, Fayetteville, AR 72702
OVERNIGHT ADDRESS: Communications, 350 N. Razorback Rd., Fayetteville, AR 72701

*Football contact

FOOTBALL FACILITIES

FAYETTEVILLE, ARK.: Donald W. Reynolds Razorback Stadium
 (72,000/Synthetic PowerBlade 2.5)
 PRESS BOX PHONE: (479) 575-6622
LITTLE ROCK, ARK.: War Memorial Stadium (54,120/Field Turf)
 PRESS BOX PHONE: (501) 663-0514
ARLINGTON, TEXAS: AT&T Stadium (71,815/Matrix Field Turf)

FOOTBALL STAFF

HEAD COACH (ALMA MATER, YEAR):
 Bret Bielema (Iowa, 1992)
CAREER RECORD (SEASONS): 78-39, .667 (10th)
RECORD AT ARKANSAS (SEASONS): 10-15 (3rd)
BOWL APPEARANCES: 8
OFFENSIVE COORDINATOR/QUARTERBACKS:
 Dan Enos (Michigan State, 1991)
DEFENSIVE COORDINATOR/SECONDARY:
 Robb Smith (Allegheny College, 1997)
ASSOC. HC/RECRUITING COORD./OFFENSIVE LINE:
 Sam Pittman (Pittsburg State, 1986)
SPECIAL TEAMS COORD./RUNNING BACKS: Jemal Singleton (Air Force, 1999)
LINEBACKERS: Vernon Hargreaves (Connecticut, 1986)
DEFENSIVE BACKS: Clay Jennings (North Texas, 1996)
TIGHT ENDS: Barry Lunney Jr. (Arkansas, 1996)
DEFENSIVE LINE/SPECIALISTS: Rory Segrest (Alabama, 1996)
WIDE RECEIVERS: Michael Smith (Kansas State, 1995)
GRADUATE ASSISTANT COACHES:
 Alfred Davis (Arkansas, 2012), Defense
 Pat Doherty (St. John Fisher, 2010), Offense
 Aaron Henry (Wisconsin, 2011), Defense
 Eric Mateos (Southwest Baptist, 2011), Offense
QUALITY CONTROL COACHES:
 Tanner Burns (Ole Miss, 2012), Special Teams
 Michael Conrad (Iowa State, 2010), Defense
 John Roberts (Alma College, 2010), Offense
HEAD STRENGTH AND CONDITIONING: Ben Herbert
ASSISTANT ATHLETICS DIRECTOR FOR FOOTBALL OPERATIONS: Mark Taurisani
DIRECTOR OF VIDEO: Matt Engelbert
DIRECTOR OF HIGH SCHOOL/NFL RELATIONS: Bobby Allen
DIRECTOR OF ATHLETIC TRAINING: Matt Summers
DIRECTOR OF RECRUITING: E.K. Franks

2015 PREVIEW

BASE OFFENSE: Multiple
BASE DEFENSE: 4-3
LETTERMEN RETURNING: 49 (23 offense, 24 defense, 2 specialists)
LETTERMEN LOST: 22 (9 offense, 10 defense, 3 specialists)
STARTERS RETURNING: 16 (9 offense, 6 defense, 1 specialist)
STARTERS LOST: 9 (2 offense, 5 defense, 2 specialists)

2014 REVIEW

2014 RECORD: 7-6 (5-2 Home, 1-3 Road, 1-1 Neutral)
SEC RECORD/FINISH: 2-6/7th West
BOWL GAME: W, 31-7 vs. Texas in 2014 AdvoCare V100 Texas Bowl

HISTORY

FIRST SEASON: 1894
ALL-TIME RECORD (PCT.)/SEASONS: 694-475-40 (.591)/121
ALL-TIME CONFERENCE RECORD (PCT.)/SEASONS: 331-295-18 (.528)/101
 SOUTHEASTERN CONFERENCE: 82-100-2 (.451)/23
 SOUTHWEST CONFERENCE: 249-195-16 (.559)/78
NATIONAL CHAMPIONSHIPS: 1; 1964 (Football Writers Association of America & Helms Athletic Foundation)
CONFERENCE CHAMPIONSHIPS: 13 (Southwest Conference); 1936, 1946, 1954, 1959, 1960, 1961, 1964, 1965, 1968, 1975, 1979, 1988, 1989
SEC WESTERN DIVISION CHAMPIONSHIPS: 4; 1995, 1998, 2002, 2006
BOWL APPEARANCES/RECORD (PCT.): 40/14-23-3 (.388)
CONFERENCE AFFILIATIONS (SEASONS):
 Southeastern Conference (1992-Present)
 Southwest Conference (1915-1991)
ALL-AMERICA SELECTIONS: 52 players, 61 times
ALL-CONFERENCE SELECTIONS (FIRST TEAM ONLY): 213 players, 284 times
ALL-SEC (FIRST TEAM ONLY): 41 players, 48 times
ALL-SWC (FIRST TEAM ONLY): 172 players, 236 times

RAZORBACK FOOTBALL

2015 RAZORBACKS

2014 REVIEW

HISTORY

RECORDS

FACILITIES

U OF A



No	Name	Pos	Ht	Wt	Cl/Exp	RS/Hardship	Hometown (HS/Other)
8	Austin Allen	QB	6-1	210	So.-1L	'13	Fayetteville, Ark. (Fayetteville HS)
10	Brandon Allen	QB	6-2	210	Sr.-3L	'11	Fayetteville, Ark. (Fayetteville HS)
50	Josh Allen	OL	6-2	300	Fr.-HS		Jacksonville, Fla. (University Christian)
16	Troy Allison	QB	6-1	185	Fr.-RS	'14	McGregor, Texas (McGregor HS)
19	Anthony Antwine	TE	6-4	230	So.-1L	'13	Plano, Texas (Plano Senior HS)
37	Toby Baker	P	6-3	202	Jr.-SQ	'12	Memphis, Tenn. (Memphis University HS)
97	Tevin Beanum	DL	6-4	280	So.-1L	'13	Forrest City, Ark. (Forrest City HS)
68	Austin Beck	OL	6-7	325	Sr.-1L	'11	Nowata, Okla. (Nowata HS)
40	Jamario Bell	DL	6-5	253	Fr.-HS		Junction City, Ark. (Junction City HS)
69	Cordale Boyd	DL	6-3	282	Jr.-2L	'12	Memphis, Tenn. (Ridgeway HS)
53	Anthony Brown	DL	6-3	270	So.-1L		Miami, Fla. (Killian HS)
44	Austin Cantrell	TE	6-4	250	Fr.-HS		Roland, Okla. (Roland HS)
18	Cameron Colbert	WR	6-1	205	Fr.-RS	'14	Little Rock, Ark. (Pulaski Academy)
20	De'Andre Coley	DB	6-1	202	So.-1L	'13	Miami, Fla. (Northwestern HS)
3	Alex Collins	RB	5-11	215	Jr.-2L		Fort Lauderdale, Fla. (South Plantation HS)
29	Jared Collins	DB	5-11	172	Jr.-2L	'12	Tulsa, Okla. (Booker T. Washington HS)
45	Tyler Colquitt	FB	5-10	241	Fr.-RS	'14	Little Rock, Ark. (Pulaski Academy)
1	Jared Cornelius	WR	5-11	202	So.-1L		Shreveport, La. (Evangel Christian Academy)
8	Nate Dalton	DB	6-3	197	Fr.-HS		Baton Rouge, La. (Cypress Falls HS)
59	Marcus Danenhauer	OL	6-4	312	Sr.-SQ	'11	Bentonville, Ark. (Bentonville HS)
39	Juan Day	RB	6-1	206	Fr.-RS	'14	North Little Rock, Ark. (North Little Rock HS)
98	Daytrion Dean	DL	6-3	265	Fr.-HS		Fort Smith, Ark. (Northside HS)
2	DJ Dean	DB	5-11	202	Jr.-2L		Newton, Texas (Newton HS)
25	Matt Dodson	DB	5-10	202	So.-SQ	'13	McKinney, Texas (Boyd HS)
6	Kendrick Edwards	WR	6-5	212	So.-1L		Miami, Fla. (Norland HS)
51	Brooks Ellis	LB	6-2	242	Jr.-2L		Fayetteville, Ark. (Fayetteville HS)
56	Matt Emrich	LS/H	6-3	191	Jr.-2L	'12	El Dorado, Ark. (El Dorado HS)
85	Zack English	WR	5-8	175	Fr.-HS		Prosper, Texas (Prosper HS)
35	Dwayne Eugene	LB	6-1	235	So.-1L		Marrero, La. (Archbishop Rummel HS)
25	Denzell Evans	RB	5-11	222	So.-1L	'13	Houston, Texas (Bellaire HS)
16	Cornelius Floyd	DB	5-11	172	So.-1L		Miami, Fla. (Gulliver Prep)
91	Hjalte Froholdt	DL	6-4	299	Fr.-HS		Svendborg, Denmark (IMG Academy [Fla.])
26	Rohan Gaines	DB	5-11	195	Sr.-3L	'11	Bainbridge, Ga. (Bainbridge HS)
62	Johnny Gibson	OL	6-4	330	Fr.-RS	'14	Dumas, Ark. (Dumas HS)
32	Drew Gorton	LS	6-0	210	Sr.-SQ	'11	Fayetteville, Ark. (Fayetteville HS)
11	Will Gragg	TE	6-4	255	Fr.-HS		Dumas, Ark. (Dumas HS)
18	Derrick Graham	LB	6-4	247	Fr.-HS		Gainesville, Fla. (Hardee Senior HS)
23	Dre Greenlaw	LB	6-0	222	Fr.-HS		Fayetteville, Ark. (Fayetteville HS)
27	Khalia Hackett	LB	6-2	230	So.-1L		Douglasville, Ga. (South Paulding HS)
95	Jake Hall	DL	6-5	270	Fr.-RS	'14	Springdale, Ark. (Har-Ber HS)
71	Jackson Hannah	OL	6-2	293	Fr.-RS	'14	Bentonville, Ark. (Bentonville HS)
41	Josh Harris	LB	5-10	220	Fr.-RS	'14	Pine Bluff, Ark. (Watson Chapel HS)
64	Klint Harvey	OL	6-6	344	Fr.-HS		Corning, Ark. (Corning HS)
4	Keon Hatcher	WR	6-2	210	Sr.-3L		Owasso, Okla. (Owasso HS)
14	Eric Hawkins	WR	5-11	180	Jr.-2L	'12	Longview, Texas (Longview HS)
9	Cole Hedlund	K	5-10	165	Fr.-RS	'14	Argyle, Texas (Argyle HS)
84	Hunter Henry	TE	6-5	253	Jr.-2L		Little Rock, Ark. (Pulaski Academy)
93	DeMarcus Hodge	DL	6-1	340	Sr.-3L	'11	Monroe, La. (Neville HS)
81	Cody Hollister	WR	6-4	208	Jr.-1L	'12	Bend, Ore. (Mountain View HS/Arizona Western)
78	Bijhon Jackson	DL	6-2	325	So.-1L		El Dorado, Ark. (El Dorado HS)
74	Colton Jackson	OL	6-6	303	Fr.-HS		Conway, Ark. (Conway HS)
42	Kendrick Jackson	LB	6-1	249	Fr.-HS		Haynesville, La. (Haynesville HS)
8	Blake Johnson	P	6-0	175	Fr.-HS		Long Beach, Calif. (Los Alamitos HS)
94	Taiwan Johnson	DL	6-2	290	Jr.-1L	'12	Manvel, Texas (Manvel HS)
41	Chris Jones	FB	5-11	235	So.-1L	'13	DeQueen, Ark. (DeQueen HS)
38	Byron Keaton	DB	5-10	174	Fr.-HS		Camden, Ark. (Fairview HS)
55	Denver Kirkland	OL	6-5	340	Jr.-2L		Miami, Fla. (Booker T. Washington HS)
54	Reeve Koehler	OL	6-3	331	So.-SQ	'13	Kailua, Hawaii (St. Louis School)
36	Jack Kraus	TE	6-5	235	Fr.-RS	'14	Bentonville, Ark. (Bentonville HS)
55	Jeremiah Ledbetter	DL	6-3	280	Jr.-TR	'12	Orlando, Fla. (Gainesville [Ga.] HS/Hutchinson [Kan.] CC)
99	Brandon Lewis	DL	6-4	279	Jr.-2L	'12	Memphis, Tenn. (Ridgeway HS)
28	Josh Liddell	DB	6-1	210	So.-1L		Pine Bluff, Ark. (Dollarway Senior HS)

No	Name	Pos	Ht	Wt	Cl/Exp	RS/Hardship	Hometown (HS/Other)
89	Mitchell Loewen	DL	6-5	275	Sr.-3L	'11	Lahaina, Hawaii (Lahainaluna HS)
24	Ryder Lucas	DB	6-0	189	Fr.-RS	'14	The Woodlands, Texas (College Park HS)
52	George Madden	LS	6-1	226	Fr.-HS		Blanchard, Okla. (Blanchard HS)
90	Ke'Tyrus Marks	DL	6-2	295	So.-SQ	'13	West Palm Beach, Fla. (Suncoast HS)
48	Adam McFain	K	6-0	187	Jr.-1L	'12	Greenwood, Ark. (Greenwood HS)
13	Davyon McKinney	DB	6-1	215	Sr.-3L	'11	Forrest City, Ark. (Forrest City HS)
31	Connor McPherson	RB	5-7	205	So.-SQ	'13	The Woodlands, Texas (College Park HS)
79	Jalen Merrick	OL	6-4	339	Fr.-HS		Oak Hill, Fla. (New Smyrna Beach HS)
22	Reid Miller	DB	5-9	193	Fr.-HS		Hollidaysburg, Pa. (IMG Academy [Fla.]
7	Damon Mitchell	WR	6-2	207	So.-SQ	'13	Egg Harbor City, N.J. (Cedar Creek HS)
80	Drew Morgan	WR	6-0	195	Jr.-2L		Greenwood, Ark. (Greenwood HS)
15	CJ O'Grady	TE	6-4	240	Fr.-HS		Fayetteville, Ark. (Fayetteville HS)
9	Rafe Peavey	QB	6-2	204	Fr.-RS	'14	Bolivar, Mo. (Bolivar HS)
88	La'Michael Pettway	WR	6-2	205	Fr.-HS		Nashville, Ark. (Nashville HS)
34	Tyler Phillips	LB	6-1	222	Fr.-HS		North Little Rock, Ark. (North Little Rock HS)
10	Ryan Pulley	DB	5-11	210	Fr.-HS		Fort Myers, Fla. (Island Coast HS)
72	Frank Ragnow	OL	6-5	312	So.-1L		Chanhausen, Minn. (Chanhausen HS)
9	Santos Ramirez	DB	6-2	202	Fr.-RS	'14	Shreveport, La. (Evangel Christian Academy)
87	Dominique Reed	WR	6-3	180	Jr.-TR	'13	Camden, Ark. (Fairview HS/Coffeyville [Kan.] CC)
40	Matt Reynolds	LB	6-1	215	So.-SQ	'13	McKinney, Texas (McKinney HS)
30	Kevin Richardson II	DB	6-0	175	So.-1L	'13	Jacksonville, Ark. (Jacksonville HS)
17	Jojo Robinson	WR	5-11	190	Fr.-RS	'14	Miami, Fla. (Northwestern HS)
96	Karl Roesler	DL	6-1	255	So.-1L	'13	Louisville, Ky. (St. Xavier HS)
75	Zach Rogers	OL	6-1	310	Fr.-HS		Carrollton, Texas (Hebron HS)
82	Luke Rossi	WR	5-11	203	Fr.-RS	'14	Edmond, Okla. (North HS)
42	Lane Saling	K	5-8	170	So.-SQ	'13	Owasso, Okla. (Owasso HS)
29	Chris Saunders	WR	5-11	195	Jr.-SQ	'12	Dallas, Texas (Life Charter School)
70	Dan Skipper	OL	6-10	331	Jr.-2L		Arvada, Colo. (Ralston Valley HS)
92	T.J. Smith	DL	6-3	283	Fr.-HS		Moultrie, Ga. (Colquitt County HS)
65	Mitch Smothers	OL	6-3	322	Sr.-3L	'12	Springdale, Ark. (Springdale HS)
83	Jeremy Sprinkle	TE	6-6	255	Jr.-2L	'12	White Hall, Ark. (White Hall HS)
86	Howie Stettmeier	TE	6-4	242	Fr.-HS		Rogers, Ark. (Heritage HS)
13	Deon Stewart	WR	5-11	165	Fr.-HS		Highland, Ark. (Highland HS)
5	Ty Storey	QB	6-2	215	Fr.-HS		Charleston, Ark. (Charleston HS)
7	Willie Sykes	DB	6-0	180	Fr.-HS		Houston, Texas (Spring HS)
57	Nicholas Thomas-Smith	LB	5-10	225	Jr.-SQ	'12	Chesterfield, Mo. (Marquette HS)
31	Scotty Thurman	DB	5-11	210	Jr.-SQ	'12	Pine Bluff, Ark. (Fayetteville HS)
5	Henne' Toliver	DB	6-1	186	So.-1L		Marrero, La. (Archbishop Rummel HS)
73	Sebastian Tretola	OL	6-5	334	Sr.-1L	'11	San Bernardino, Calif. (Cajon HS/Iowa Western CC)
47	John Tyson	FB	5-10	225	Fr.-RS	'14	El Dorado, Ark. (Parkers Chapel HS/Southern Arkansas)
46	Alex Voelzke	TE	6-5	253	Sr.-3L	'11	Longview, Texas (Spring Hill HS)
24	Kody Walker	RB	6-2	256	Jr.-2L	'11, '12	Jefferson City, Mo. (Jefferson City HS)
60	Brian Wallace	OL	6-6	317	Fr.-RS	'14	Florissant, Mo. (Christian Brothers College HS)
49	Armon Watts	DL	6-5	304	Fr.-RS	'14	St. Louis, Mo. (Christian Brothers College HS)
32	Jonathan Williams	RB	6-0	223	Sr.-3L		Allen, Texas (Allen HS)
21	Josh Williams	LB	6-1	237	Jr.-1L		Ft. Lauderdale, Fla. (Dillard HS/Dodge City [Kan.] CC)
22	Rawleigh Williams III	RB	5-10	215	Fr.-HS		Dallas, Texas (Bishop Lynch HS)
6	JaMichael Winston	DL	6-4	262	Jr.-2L	'12	Pritchard, Ala. (Vigor HS)
48	Deatrich Wise Jr.	DL	6-5	272	Jr.-2L	'12	Carrollton, Texas (Hebron HS)

RAZORBACK FOOTBALL

2015 RAZORBACKS

2014 REVIEW

HISTORY

RECORDS

FACILITIES

U OF A



BRANDON ALLEN



JaMICHAEL WINSTON



No	Name	Pos	Ht	Wt	Cl/Exp	RS/Hardship	Hometown (HS/Other)
1	Jared Cornelius	WR	5-11	202	So.-1L		Shreveport, La. (Evangel Christian Academy)
2	DJ Dean	DB	5-11	202	Jr.-2L		Newton, Texas (Newton HS)
3	Alex Collins	RB	5-11	215	Jr.-2L		Fort Lauderdale, Fla. (South Plantation HS)
4	Keon Hatcher	WR	6-2	210	Sr.-3L		Owasso, Okla. (Owasso HS)
5	Ty Storey	QB	6-2	215	Fr.-HS		Charleston, Ark. (Charleston HS)
5	Henre' Toliver	DB	6-1	186	So.-1L		Marrero, La. (Archbishop Rummel HS)
6	Kendrick Edwards	WR	6-5	212	So.-1L		Miami, Fla. (Norland HS)
6	JaMichael Winston	DL	6-4	262	Jr.-2L	'12	Pritchard, Ala. (Vigor HS)
7	Damon Mitchell	WR	6-2	207	So.-SQ	'13	Egg Harbor City, N.J. (Cedar Creek HS)
7	Willie Sykes	DB	6-0	180	Fr.-HS		Houston, Texas (Spring HS)
8	Austin Allen	QB	6-1	210	So.-1L	'13	Fayetteville, Ark. (Fayetteville HS)
8	Nate Dalton	DB	6-3	197	Fr.-HS		Baton Rouge, La. (Cypress Falls HS)
8	Blake Johnson	P	6-0	175	Fr.-HS		Long Beach, Calif. (Los Alamitos HS)
9	Cole Hedlund	K	5-10	165	Fr.-RS	'14	Argyle, Texas (Argyle HS)
9	Rafe Peavey	QB	6-2	204	Fr.-RS	'14	Bolivar, Mo. (Bolivar HS)
9	Santos Ramirez	DB	6-2	202	Fr.-RS	'14	Shreveport, La. (Evangel Christian Academy)
10	Brandon Allen	QB	6-2	210	Sr.-3L	'11	Fayetteville, Ark. (Fayetteville HS)
10	Ryan Pulley	DB	5-11	210	Fr.-HS		Fort Myers, Fla. (Island Coast HS)
11	Will Gragg	TE	6-4	255	Fr.-HS		Dumas, Ark. (Dumas HS)
13	Davyon McKinney	DB	6-1	215	Sr.-3L	'11	Forrest City, Ark. (Forrest City HS)
13	Deon Stewart	WR	5-11	165	Fr.-HS		Highland, Ark. (Highland HS)
14	Eric Hawkins	WR	5-11	180	Jr.-2L	'12	Longview, Texas (Longview HS)
15	CJ O'Grady	TE	6-4	240	Fr.-HS		Fayetteville, Ark. (Fayetteville HS)
16	Troy Allison	QB	6-1	185	Fr.-RS	'14	McGregor, Texas (McGregor HS)
16	Cornelius Floyd	DB	5-11	172	So.-1L		Miami, Fla. (Gulliver Prep)
17	Jojo Robinson	WR	5-11	190	Fr.-RS	'14	Miami, Fla. (Northwestern HS)
18	Cameron Colbert	WR	6-1	205	Fr.-RS	'14	Little Rock, Ark. (Pulaski Academy)
18	Derrick Graham	LB	6-4	247	Fr.-HS		Gainesville, Fla. (Hardee Senior HS)
19	Anthony Antwine	TE	6-4	230	So.-1L	'13	Plano, Texas (Plano Senior HS)
20	De'Andre Coley	DB	6-1	202	So.-1L	'13	Miami, Fla. (Northwestern HS)
21	Josh Williams	LB	6-1	237	Jr.-1L		Ft. Lauderdale, Fla. (Dillard HS/Dodge City [Kan.] CC)
22	Reid Miller	DB	5-9	193	Fr.-HS		Hollidaysburg, Pa. (IMG Academy [Fla.])
22	Rawleigh Williams III	RB	5-10	215	Fr.-HS		Dallas, Texas (Bishop Lynch HS)
23	Dre Greenlaw	LB	6-0	222	Fr.-HS		Fayetteville, Ark. (Fayetteville HS)
24	Ryder Lucas	DB	6-0	189	Fr.-RS	'14	The Woodlands, Texas (College Park HS)
24	Kody Walker	RB	6-2	256	Jr.-2L	'11, '12	Jefferson City, Mo. (Jefferson City HS)
25	Matt Dodson	DB	5-10	202	So.-SQ	'13	McKinney, Texas (Boyd HS)
25	Denzell Evans	RB	5-11	222	So.-1L	'13	Houston, Texas (Bellaire HS)
26	Rohan Gaines	DB	5-11	195	Sr.-3L	'11	Bainbridge, Ga. (Bainbridge HS)
27	Khalia Hackett	LB	6-2	230	So.-1L		Douglasville, Ga. (South Paulding HS)
28	Josh Liddell	DB	6-1	210	So.-1L		Pine Bluff, Ark. (Dollarway Senior HS)
29	Jared Collins	DB	5-11	172	Jr.-2L	'12	Tulsa, Okla. (Booker T. Washington HS)
29	Chris Saunders	WR	5-11	195	Jr.-SQ	'12	Dallas, Texas (Life Charter School)
30	Kevin Richardson II	DB	6-0	175	So.-1L	'13	Jacksonville, Ark. (Jacksonville HS)
31	Connor McPherson	RB	5-7	205	So.-SQ	'13	The Woodlands, Texas (College Park HS)
31	Scotty Thurman	DB	5-11	210	Jr.-SQ	'12	Pine Bluff, Ark. (Fayetteville HS)
32	Drew Gorton	LS	6-0	210	Sr.-SQ	'11	Fayetteville, Ark. (Fayetteville HS)
32	Jonathan Williams	RB	6-0	223	Sr.-3L		Allen, Texas (Allen HS)
34	Tyler Phillips	LB	6-1	222	Fr.-HS		North Little Rock, Ark. (North Little Rock HS)
35	Dwayne Eugene	LB	6-1	235	So.-1L		Marrero, La. (Archbishop Rummel HS)
36	Jack Kraus	TE	6-5	235	Fr.-RS	'14	Bentonville, Ark. (Bentonville HS)
37	Toby Baker	P	6-3	202	Jr.-SQ	'12	Memphis, Tenn. (Memphis University HS)
38	Byron Keaton	DB	5-10	174	Fr.-HS		Camden, Ark. (Fairview HS)
39	Juan Day	RB	6-1	206	Fr.-RS	'14	North Little Rock, Ark. (North Little Rock HS)
40	Jamario Bell	DL	6-5	253	Fr.-HS		Junction City, Ark. (Junction City HS)
40	Matt Reynolds	LB	6-1	215	So.-SQ	'13	McKinney, Texas (McKinney HS)
41	Josh Harris	LB	5-10	220	Fr.-RS	'14	Pine Bluff, Ark. (Watson Chapel HS)
41	Chris Jones	FB	5-11	235	So.-1L	'13	DeQueen, Ark. (DeQueen HS)
42	Kendrick Jackson	LB	6-1	249	Fr.-HS		Haynesville, La. (Haynesville HS)
42	Lane Saling	K	5-8	170	So.-SQ	'13	Owasso, Okla. (Owasso HS)
44	Austin Cantrell	TE	6-4	250	Fr.-HS		Roland, Okla. (Roland HS)
45	Tyler Colquitt	FB	5-10	241	Fr.-RS	'14	Little Rock, Ark. (Pulaski Academy)

No	Name	Pos	Ht	Wt	Cl/Exp	RS/Hardship	Hometown (HS/Other)
46	Alex Voelzke	TE	6-5	253	Sr.-3L	'11	Longview, Texas (Spring Hill HS)
47	John Tyson	FB	5-10	225	Fr.-RS	'14	El Dorado, Ark. (Parkers Chapel HS/Southern Arkansas)
48	Adam McFain	K	6-0	187	Jr.-1L	'12	Greenwood, Ark. (Greenwood HS)
48	Deatrich Wise Jr.	DL	6-5	272	Jr.-2L	'12	Carrollton, Texas (Hebron HS)
49	Armon Watts	DL	6-5	304	Fr.-RS	'14	St. Louis, Mo. (Christian Brothers College HS)
50	Josh Allen	OL	6-2	300	Fr.-HS		Jacksonville, Fla. (University Christian)
51	Brooks Ellis	LB	6-2	242	Jr.-2L		Fayetteville, Ark. (Fayetteville HS)
52	George Madden	LS	6-1	226	Fr.-HS		Blanchard, Okla. (Blanchard HS)
53	Anthony Brown	DL	6-3	270	So.-1L		Miami, Fla. (Killian HS)
54	Reeve Koehler	OL	6-3	331	So.-SQ	'13	Kailua, Hawaii (St. Louis School)
55	Denver Kirkland	OL	6-5	340	Jr.-2L		Miami, Fla. (Booker T. Washington HS)
55	Jeremiah Ledbetter	DL	6-3	280	Jr.-TR	'12	Orlando, Fla. (Gainesville [Ga.] HS/Hutchinson [Kan.] CC)
56	Matt Emrich	LS/H	6-3	191	Jr.-2L	'12	El Dorado, Ark. (El Dorado HS)
57	Nicholas Thomas-Smith	LB	5-10	225	Jr.-SQ	'12	Chesterfield, Mo. (Marquette HS)
59	Marcus Danenhauer	OL	6-4	312	Sr.-SQ	'11	Bentonville, Ark. (Bentonville HS)
60	Brian Wallace	OL	6-6	317	Fr.-RS	'14	Florissant, Mo. (Christian Brothers College HS)
62	Johnny Gibson	OL	6-4	330	Fr.-RS	'14	Dumas, Ark. (Dumas HS)
64	Klint Harvey	OL	6-6	344	Fr.-HS		Corning, Ark. (Corning HS)
65	Mitch Smothers	OL	6-3	322	Sr.-3L	'12	Springdale, Ark. (Springdale HS)
68	Austin Beck	OL	6-7	325	Sr.-1L	'11	Nowata, Okla. (Nowata HS)
69	Cordale Boyd	DL	6-3	282	Jr.-2L	'12	Memphis, Tenn. (Ridgeway HS)
70	Dan Skipper	OL	6-10	331	Jr.-2L		Arvada, Colo. (Ralston Valley HS)
71	Jackson Hannah	OL	6-2	293	Fr.-RS	'14	Bentonville, Ark. (Bentonville HS)
72	Frank Ragnow	OL	6-5	312	So.-1L		Chanhausen, Minn. (Chanhausen HS)
73	Sebastian Tretola	OL	6-5	334	Sr.-1L	'11	San Bernardino, Calif. (Cajon HS/Iowa Western CC)
74	Colton Jackson	OL	6-6	303	Fr.-HS		Conway, Ark. (Conway HS)
75	Zach Rogers	OL	6-1	310	Fr.-HS		Carrollton, Texas (Hebron HS)
78	Bijhon Jackson	DL	6-2	325	So.-1L		El Dorado, Ark. (El Dorado HS)
79	Jalen Merrick	OL	6-4	339	Fr.-HS		Oak Hill, Fla. (New Smyrna Beach HS)
80	Drew Morgan	WR	6-0	195	Jr.-2L		Greenwood, Ark. (Greenwood HS)
81	Cody Hollister	WR	6-4	208	Jr.-1L	'12	Bend, Ore. (Mountain View HS/Arizona Western)
82	Luke Rossi	WR	5-11	203	Fr.-RS	'14	Edmond, Okla. (North HS)
83	Jeremy Sprinkle	TE	6-6	255	Jr.-2L	'12	White Hall, Ark. (White Hall HS)
84	Hunter Henry	TE	6-5	253	Jr.-2L		Little Rock, Ark. (Pulaski Academy)
85	Zack English	WR	5-8	175	Fr.-HS		Prosper, Texas (Prosper HS)
86	Howie Stettmeier	TE	6-4	242	Fr.-HS		Rogers, Ark. (Heritage HS)
87	Dominique Reed	WR	6-3	180	Jr.-TR	'13	Camden, Ark. (Fairview HS/Coffeyville [Kan.] CC)
88	La'Michael Pettway	WR	6-2	205	Fr.-HS		Nashville, Ark. (Nashville HS)
89	Mitchell Loewen	DL	6-5	275	Sr.-3L	'11	Lahaina, Hawaii (Lahainaluna HS)
90	Ke'Tyrus Marks	DL	6-2	295	So.-SQ	'13	West Palm Beach, Fla. (Suncoast HS)
91	Hjalte Froholdt	DL	6-4	299	Fr.-HS		Svendborg, Denmark (IMG Academy [Fla.]
92	T.J. Smith	DL	6-3	283	Fr.-HS		Moultrie, Ga. (Colquitt County HS)
93	DeMarcus Hodge	DL	6-1	340	Sr.-3L	'11	Monroe, La. (Neville HS)
94	Taiwan Johnson	DL	6-2	290	Jr.-1L	'12	Manvel, Texas (Manvel HS)
95	Jake Hall	DL	6-5	270	Fr.-RS	'14	Springdale, Ark. (Har-Ber HS)
96	Karl Roesler	DL	6-1	255	So.-1L	'13	Louisville, Ky. (St. Xavier HS)
97	Tevin BeNUM	DL	6-4	280	So.-1L	'13	Forrest City, Ark. (Forrest City HS)
98	Daytrieron Dean	DL	6-3	265	Fr.-HS		Fort Smith, Ark. (Northside HS)
99	Brandon Lewis	DL	6-4	279	Jr.-2L	'12	Memphis, Tenn. (Ridgeway HS)

RAZORBACK FOOTBALL
 2015 RAZORBACKS
 2014 REVIEW
 HISTORY
 RECORDS
 FACILITIES
 U OF A

PRONUNCIATION GUIDE

PLAYERS

Cordale (COR-dell) Boyd
 Marcus Danenhauer (DANNON-hower)
 Juan (JOO-wahn) Day
 Daytrieron (DAY-tree-on) Dean
 Matt Emrich (EM-rick)
 Hjalte (YELL-duh) Froholdt (FRO-holt)
 Rohan (ROW-hahn) Gaines
 Khalia (KUH-lee-uh) Hackett
 Bijhon (BEE-jhon) Jackson
 Josh Liddell (LUH-dell)

Mitchell Loewen (LAY-ven)
 Reeve Koehler (COLE-er)
 Ke'Tyrus (kuh-TIE-rus) Marks
 Davyon (DAVE-ee-on) McKinney
 Frank Ragnow (RAG-now)
 Karl Roesler (ROSS-ler)
 Henre' (ON-ray) Toliver
 Sebastian Tretola (TRUH-toll-uh)
 Alex Voelzke (VOHL-skee)
 Deatrich (DEE-trich) Wise Jr.

COACHES

Bret Bielema (BEE-luh-muh)
 Dan Enos (EE-nohs)
 Vernon Hargreaves (HAR-graves)
 Barry Lunney (LUHN-ee) Jr.
 Rory Segrest (SEE-grest)
 Jemal (JAMAL) Singleton



Individual**QB Brandon Allen (Sr.)**

- Johnny Unitas Golden Arm Award Watch List
- Manning Passing Academy Counselor
- No. 22 Draft Eligible Quarterback (Phil Steele)

RB Alex Collins (Jr.)

- Phil Steele All-SEC (2nd team)
- Athlon Sports All-SEC (2nd team)
- Maxwell Award Watch List
- No. 4 Underclassman RB in 2016 NFL Draft class (Mel Kiper Jr./ESPN.com)
- No. 5 Draft Eligible Running Back (Phil Steele)
- No. 11 RB in the nation (Lindy's)
- No. 23 Heisman Candidate (Athlon Sports)

DB Jared Collins (Jr.)

- Athlon Sports All-SEC (3rd team)

WR Keon Hatcher (Sr.)

- Athlon Sports All-SEC (4th team)

TE Hunter Henry (Jr.)

- Athlon All-American (1st team)
- Lindy's All-American (2nd team)
- Phil Steele All-American (4th team)
- Athlon Sports All-SEC (1st team)
- Phil Steele All-SEC (3rd team)
- John Mackey Award Watch List
- No. 2 TE in the nation (Lindy's)
- No. 2 Underclassman TE in 2016 NFL Draft class (Mel Kiper Jr./ESPN.com)
- No. 4 Draft Eligible Tight End (Phil Steele)

OL Denver Kirkland (Jr.)

- Sporting News All-American (1st team)
- Athlon All-American (4th team)
- Phil Steele All-SEC (2nd team)
- Athlon Sports All-SEC (2nd team)
- Outland Trophy Watch List
- No. 15 Draft Eligible Tackle (Phil Steele)

OL Mitch Smothers (Sr.)

- Rimington Trophy Watch List

OL Dan Skipper (Jr.)

- Phil Steele All-SEC (2nd team)
- Athlon Sports All-SEC (2nd team)
- No. 13 Draft Eligible Tackle (Phil Steele)

OL Sebastian Tretola (Sr.)

- Athlon All-American (2nd team)
- Athlon Sports All-SEC (1st team)
- Phil Steele All-SEC (3rd team)
- Outland Trophy Watch List
- No. 29 Draft Eligible Guard (Phil Steele)

DL Taiwan Johnson (Jr.)

- Athlon Sports All-SEC (4th team)

RB Jonathan Williams (Sr.)

- No. 1 Senior RB in 2016 NFL Draft class (Mel Kiper Jr./ESPN.com)
- Athlon Sports All-SEC (2nd team)
- Phil Steele All-SEC (3rd team)
- Maxwell Award Watch List
- No. 3 Senior RB in the nation (Lindy's)
- No. 6 Draft Eligible Running Back (Phil Steele)
- No. 16 RB in the nation (Lindy's)
- Top 10 Most Underrated Players (Athlon Sports)

Team**National**

- 4th (Sporting News' Early 2015 Top 10)
- 9th (SportsFormulator.com Power Rankings)
- 10th (ESPN's Football Power Index)
- 14th (Bleacher Report's Super Early Top 25 Preseason Poll)
- 15th (Sporting News)
- 16th (Athlon Sports)
- 18th (Phil Steele's Power Poll)
- 20th (Phil Steele's AP Poll Projection)
- 20th (CBSSports.com's Way-Early Preseason Power Poll)
- 21st (ESPN.com)
- 22nd (Phil Steele)

Conference

- 4th, West (Sporting News)
- 5th, West (Athlon Sports)
- 5th, West (Lindy's)
- 5th, West (ESPN.com)
- T-5th, West (Phil Steele)
- 8th, Overall (Lindy's)

Position Groups**Running Backs**

- 1st, nationally (NFL.com)
- 1st, nationally (Athlon Sports) *RB Duos
- 4th, nationally (Athlon Sports)
- 5th, nationally (Phil Steele)
- 9th, nationally (Lindy's) *includes QBs
- 2nd, SEC (Athlon Sports)
- 2nd, SEC (Lindy's)

Offensive Line

- 5th, nationally (Lindy's)
- 5th, nationally (Athlon Sports)
- 1st, SEC (Lindy's)
- 2nd, SEC (Athlon Sports)

**HUNTER HENRY**



COACHING STAFF



The University of Arkansas captivated the college football world by naming Bret Bielema the 32nd head coach in Razorback history in December of 2012. Bielema, who enters his third season on The Hill, represented the qualities Arkansas was looking for: a leader of young men who holds student-athletes responsible both on and off the field and a coach who has a proven record of winning championships.

Throughout his head-coaching career, Bielema has won three conference championships and coached 11 first-team All-Americans, numerous award winners and NFL superstars. Among the NFL players coached by Bielema are three-time Defensive Player of the Year J.J. Watt, Super Bowl winning quarterback Russell Wilson, No. 1 overall draft pick and eight-time Pro Bowler Joe Thomas, All-Pro linebacker DeAndre Levy, Pro Bowl offensive lineman Travis Frederick, running back Montee Ball and many others.

Bielema has the Razorbacks trending in the right direction behind a balanced offense and stifling defense. Arkansas closed the 2014 season winning three of its final four games against traditional powers LSU, Ole Miss and Texas, the first time in school history the Hogs have defeated those three teams in the same season. The Razorbacks finished 7-6 with a 31-7 victory over Texas in the AdvoCare V100 Texas Bowl, marking Arkansas' first winning season since 2011.

Bielema has always prided himself on a balanced offensive attack and that is exactly what the Razorbacks accomplished in 2014. Running backs Jonathan Williams and Alex Collins were the only FBS teammates to rush for more than 1,000 yards each and both players finished in the top five of the Southeastern Conference in rushing totals. Quarterback Brandon Allen threw for 20 touchdowns, the sixth-most in a single season in school history, and had just five interceptions, the fewest by a Razorback quarterback since 1992.

Arkansas was the SEC's most improved defense in 2014, allowing just 19.2 points per game. With an 11.9 points per game improvement from the previous season, the Razorbacks had the seventh-most improved defense in the nation. Arkansas became the first unranked team in college football history to post back-to-back shutouts over ranked opponents after blanking No. 20 LSU and No. 8 Ole Miss. Senior linebacker Martrell Spaight was the first Razorback to ever lead the SEC with 128 total tackles and was a consensus first-team All-SEC selection.

In his first season at Arkansas (2013), the Razorbacks had five student-athletes named Freshmen All-Americans; Collins, offensive linemen Denver Kirkland and Dan Skipper, tight

"I AM HERE BECAUSE I WANT TO GIVE YOU SOMETHING YOU HAVE NEVER HAD." - BRET BIELEMA

end Hunter Henry and defensive tackle Darius Philon. Collins was named the SEC Freshman of the Year after he became the second Razorback freshman to rush for more than 1,000 yards in a season. Collins and Darren McFadden are the only two to do so in school history and the only two Razorbacks to be named SEC Freshman of the Year.

His impact off the field has also been felt as the team has posted its two highest GPAs ever for a fall semester in 2013 and 2014. The football program had 32 student-athletes named to the 2014 Fall SEC Academic Honor Roll, the most for a fall semester in program history and the second most in the conference.

Bielema is building Arkansas into a pro-style football program that prepares players for the NFL. He has had 34 draft picks in nine seasons, more than any other head coach with less than 10 years of experience. Arkansas had four defensive players chosen in the 2015 NFL Draft, the school's most in a single draft since 1989.

A fourth round pick of the New England Patriots in 2015, Trey Flowers thrived under Bielema's tutelage. Arkansas was the only SEC school to offer a scholarship to Flowers out of high school and the defensive end weighed just 243 pounds when Bielema and his staff arrived following the 2012 season. Two years later, Flowers was a sculpted 270 pounds and famous for a viral video in which he box jumped 55 inches. He finished his career ranked second all-time in school history in tackles for loss (47.5) and was the leader of one of the best Razorback defenses of all time.

Spaight was another player who reached new heights under Bielema. He was the first recruit that Bielema signed at Arkansas after Spaight spent two years at Coffeyville (Kan.) CC. An Arkansas native, Spaight returned to his home state but struggled in his first season, starting just two games with 22 tackles. With the help of Bielema and his staff, Spaight re-dedicated himself to the game and spent countless hours in the weight room and watching film to perfect his craft. It led to a breakout senior season in which Spaight became the first Razorback to ever lead the SEC in tackles (128) and a consensus All-SEC



PERSONAL
BORN: Jan. 13, 1970
HOMETOWN: Prophetstown, Ill.
FAMILY: Wife, Jen
COACHING RECORD AT ARKANSAS: 10-15 (3rd Year)
CAREER HEAD COACHING RECORD: 78-39 (.667)

EDUCATION
 Iowa - Bachelor's in Marketing, 1992

Joined UA Staff: Dec. 4, 2012
Years of Collegiate Head Coaching
Experience/Years at UA: 10/3
Years of Collegiate Coaching
Experience/Years at UA: 22/3

COACHING HISTORY

2013-Pres.	Arkansas (Head Coach)
2006-12	Wisconsin (Head Coach)
2004-05	Wisconsin (Def. Coord./Linebackers)
2002-03	Kansas State (Co-Def. Coord./LB)
1996-2001	Iowa (Linebackers)
1994-95	Iowa (Graduate Assistant)

PLAYING HISTORY
 1989-92 Iowa (defensive tackle)

POSTSEASON EXPERIENCE

HEAD COACH

Arkansas	2014 Texas Bowl
Wisconsin	2013 Rose Bowl
	2012 Rose Bowl
	2011 Rose Bowl
	2009 Champs Sports Bowl
	2008 Champs Sports Bowl
	2008 Outback Bowl
	2007 Capital One Bowl

ASSISTANT COACH

Wisconsin	2006 Capital One Bowl
	2005 Outback Bowl
Kansas State	2004 Fiesta Bowl
	2002 Holiday Bowl
Iowa	2001 Alamo Bowl
	1997 Sun Bowl
	1996 Alamo Bowl
	1995 Sun Bowl

PLAYER

Iowa	1991 Rose Bowl
	1991 Holiday Bowl

first team selection. The performance helped him become a fifth round selection of the Washington Redskins in the 2015 NFL Draft.

Another player who turned his career around under Bielema was cornerback Tevin Mitchel. Highly recruited out of high school, Mitchel played at Arkansas right away, starting seven games as a true freshman in 2011. Though he contributed immediately, Mitchel struggled to separate himself from his competition. Entering his senior season, Bielema and his staff convinced Mitchel to give the nickel corner position a try and that is where the Mansfield, Texas native excelled. He shut down opponents' slot receivers in 2014 and played his way into the sixth round of the 2015 NFL Draft, where he was chosen by the Washington Redskins.

AJ Derby had perhaps the most unconventional path to the NFL. A quarterback his entire life, Derby began his career at Iowa before transferring to Coffeyville (Kan.) CC and eventually settling in at Arkansas. Bielema tried repeatedly to convince Derby to change positions, but it wasn't until the spring before his senior season that Derby finally bought in. The decision paid dividends for the new tight end as Derby played in 11 games, catching 22 passes for 303 yards, before an injury ended his collegiate career. Despite playing less than one year at his new position, the New England Patriots picked Derby in the sixth round of the 2015 NFL Draft.

Fullback Kiero Small played just one game in 2012 before suffering a season-ending injury. He bounced back in Bielema's pro-style offense and was very effective. The Seattle Seahawks selected him in the seventh round of the 2014 NFL Draft.

Travis Swanson finished his career in 2013 as the first player in school history to start 50 consecutive games. The center was a first team All-American and a two-time All-SEC selection. When the Detroit Lions picked him in the third round, he became the eighth offensive lineman Bielema has coached that was selected in the first three rounds of the NFL Draft.

In Bielema's eight seasons as head coach at Wisconsin, he had 17 players earn All-America honors, including 11 first-team All-Americans. He also coached two Outland Trophy winners, one Doak Walker Award recipient, one winner of the Johnny Unitas Golden Arm Award and one Lott IMPACT Trophy winner as well as finalists for numerous other individual awards, including the Heisman Trophy. In his final six years at Wisconsin, 21 Badgers were taken in the NFL Draft, including three in the first round.

Bielema, who served as Wisconsin's defensive coordinator for two seasons before becoming head coach, was on staff as UW compiled a 55-6 record at Camp Randall Stadium in his nine years. The Badgers won their first 16 home games under Bielema, the second-longest home winning streak in school history.

YEAR-BY-YEAR COLLEGIATE HEAD COACHING RECORD

Year	Overall	Conference	Bowl	Final Ranking
2006	12-1	7-1, T2nd in Big Ten	Capital One, def. No. 12 Arkansas 17-14	No. 7
2007	9-4	5-3, 4th in Big Ten	Outback, lost to No. 16 Tennessee 21-17	No. 24
2008	7-6	3-5, T6th in Big Ten	Champs Sports, lost to Florida St. 42-13	--
2009	10-3	5-3, T4th in Big Ten	Champs Sports, def. No. 14 Miami (Fla.) 20-14	No. 16
2010	11-2	7-1, T1st in Big Ten	Rose, lost to No. 3 TCU 21-19	No. 7
2011	11-3	6-2, 1st in Big Ten^	Rose, lost to No. 6 Oregon 45-38	No. 10
2012	8-5	4-4, 1st in Big Ten^	Rose, lost to No. 8 Stanford 20-14*	--
2013	3-9	0-8, 7th West	--	--
2014	7-6	2-6, 7th West	Texas, def. Texas 31-7	--
Totals	78-39	39-33		

^Won Big Ten Championship Game
 *Did not coach Wisconsin in Rose Bowl, and loss is not reflected in record

RAZORBACK FOOTBALL
 2015 RAZORBACKS
 2014 REVIEW
 HISTORY
 RECORDS
 FACILITIES
 U OF A

In 2012, Bielema guided Wisconsin to its third straight Big Ten championship and the Badgers became the first team to represent the Big Ten in three straight Rose Bowls since Michigan qualified following the 1976-78 seasons. In his final game at Wisconsin, Bielema led the Badgers to a 70-31 win over No. 14 Nebraska in the Big Ten Championship Game. Wisconsin became the second team to score 70 points in a conference championship game, matching the number scored by Texas in the 2005 Big 12 Championship Game. Wisconsin also had two 200-yard rushers in the same game for the first time in school history.

Also during the 2012 season, running back Montee Ball broke the NCAA career records for total touchdowns and rushing touchdowns. Ball finished his career with 82 total touchdowns, breaking the previous record of 78, and 76 rushing touchdowns, besting the old record of 73. As a team, the Badgers finished in the top 25 in the country in rushing offense, total defense, scoring defense, rushing defense, pass efficiency defense and pass defense.

In 2011, the Badgers won the inaugural Big Ten Championship Game, defeating Michigan State 42-39 to advance to the Rose Bowl for the second straight season. Wisconsin, winners of the Leaders Division, finished the season with an 11-3 record and recorded 11 regular-season victories for just the third time in school history, all under Bielema's watch.

Wisconsin's high-powered offense ranked sixth in the country in scoring in 2011 behind quarterback Wilson and Ball. They became the first teammates in FBS history to throw at least 30 touchdowns and run for at least 30 scores in the same season. Ball, a first-team All-American, was a finalist for the Heisman Trophy and tied Barry Sanders' FBS record for touchdowns scored in a season with 39 and broke Sanders' NCAA single-season scoring record with 236 points. Offensive linemen Peter Konz and Kevin Zeitler also earned first-team All-America recognition.

In 2010, the Badgers won a share of the 12th Big Ten championship in school history and first since 1999. UW tied a school record with seven conference victories and earned its first trip to the Rose Bowl since 1999. Wisconsin nearly became the first team in FBS history to have three running backs gain 1,000 yards in the same season as James White finished with 1,052 yards, John Clay had 1,012 and Ball ran for 996.

Wisconsin players took home several national awards in 2010, including the Outland Trophy (Gabe Carimi), the Lott IMPACT Trophy (J.J. Watt) and the Unitas Golden Arm Award (Scott Tolzien). Carimi, Clay, Lance Kendricks, John Moffitt and Watt were all named All-Americans, giving Wisconsin its most All-America honorees since 1999.

Wisconsin's success under Bielema translated to the classroom as well with 131 academic all-conference selections in seven seasons. UW had a school-record 25 members of the football team honored as Academic All-Big Ten in 2012, breaking the previous record of 22 set in 2009 and matched in 2010. Before 2009, the school record was 19, set in Bielema's second season.

GROWING UP AND FAMILY

Bret was born in Silvis, Ill., and the family lived in Moline, part of the Quad Cities, before moving to a farm outside Prophetstown, which is 35 miles from Davenport, Iowa.

Bret is the son of Arnie and Marilyn Bielema and he was born on Jan. 13, 1970. His parents have been married for more than 50 years. His hometown is Prophetstown, Ill., which has a population of 2,000 people.

Bret's father (Arnie) ran a hog farm and worked at the Genesco Co-Op, while his mother (Marilyn) directed a day care center. The Bielema family's 2,500 hogs outnumbered the human population of their hometown of Prophetstown (2,000).

Bret's mother (Marilyn) has battled cancer and she is where he says he gets his toughness. While at Wisconsin, Bret organized Football 101 for Women, an annual fundraising event to heighten the awareness of and raise funds to battle breast cancer. Through the instruction of Bret and his assistants, 300 women were exposed to the game's fundamentals - with all proceeds benefiting the Madison affiliate of the Susan G. Komen for the Cure. Bret and his staff have continued the Football 101 for Women fundraiser here at Arkansas.



Bielema guided Wisconsin to a 12-1 overall record and 7-1 mark in the Big Ten during his rookie year in 2006. Wisconsin capped that record-setting season with a 17-14 win over Arkansas in the 2007 Capital One Bowl. No previous Wisconsin team had won more than 11 games in a season. In addition, Bielema became just the third rookie head coach in NCAA FBS history to pilot his team to 12 victories. His efforts were rewarded when he was named the 2006 Dave McClain Big Ten Coach of the Year.

Bielema was Wisconsin's defensive coordinator in 2004 and 2005, a period in which the program produced a 19-6 record under Barry Alvarez. The 2004 Badgers were ranked sixth nationally in scoring defense and ninth in total defense. The 2005 club, which earned Wisconsin's first shutout since 1999, finished its 10-win season with a 24-10 victory over No. 7 Auburn in the 2006 Capital One Bowl, limiting the high-powered Tigers to just 236 yards of total offense.

Bielema was co-defensive coordinator at Kansas State under Bill Snyder in 2002 and 2003. The Wildcats were 22-6 during Bielema's time in Manhattan and finished in the top 10 nationally both seasons in scoring and total defense. The Wildcats won its first Big 12 title in 2003. Among Bielema's standout players at Kansas State were first-team All-American Josh Buhl, 2003 NFL second-round draft pick Terry Pierce and All-Big 12 second team selection Bryan Hickman.

Prior to his years at Kansas State, Bielema spent nine seasons as an assistant coach at his alma mater, Iowa, where he worked for head coaches Hayden Fry and Kirk Ferentz. The 1997 Hawkeyes posted three shutouts and ranked No. 4 nationally in scoring defense.

Bielema lettered from 1989-92 at Iowa after joining the program as a walk-on. He earned a scholarship after his first year and was a member of Iowa's 1990 Big Ten championship team. A starter as a junior in 1991, he was a team co-captain as a senior. Bielema signed a free agent contract with the Seattle Seahawks and later completed his playing career with the Milwaukee Mustangs of the Arena Football League.

A 1992 graduate of Iowa with a degree in marketing, Bielema married his wife, Jen, on March 10, 2012.





VS. ALL OPPONENTS

Akron	1-0	N. Illinois	4-0
Alabama	0-2	Northwestern	2-1
Arkansas	1-0	Ohio St.	1-5
Arizona St.	1-0	Ole Miss	1-1
Auburn	0-2	Oregon	0-1
Austin Peay	1-0	Oregon St.	1-1
Buffalo	1-0	Purdue	5-0
Bowling Green	1-0	Penn St.	2-3
Cal-Poly	1-0	Rutgers	0-1
Fresno St.	2-0	Samford	1-0
Florida	0-1	San Diego St.	1-0
Florida St.	0-1	San Jose St.	1-0
Georgia	0-1	S. Carolina	0-1
Hawaii	1-0	South Dakota	1-0
Illinois	4-1	Southern Miss	1-0
Indiana	7-0	Tennessee	0-1
Iowa	3-2	Texas	1-0
Louisiana	1-0	TCU	0-1
LSU	1-1	Texas A&M	0-2
Marshall	1-0	Texas Tech	1-0
Miami (Fla.)	1-0	The Citadel	1-0
Michigan	3-2	UAB	1-0
Michigan St.	3-4	UNLV	3-0
Minnesota	7-0	Utah St.	1-0
Mississippi St.	0-2	UTEP	1-0
Missouri	0-1	Washington St.	1-0
Nebraska	2-1	W. Illinois	1-0
Nicholls	1-0	Wofford	1-0
Northern Iowa	1-0		

RAZORBACK FOOTBALL

2015 RAZORBACKS

2014 REVIEW

HISTORY

THE COMMUNITY

Bret is generous with his time and energy as he made more than 75 public appearances around the state in the spring of 2014. He is active with the Susan G. Komen for the Cure Foundation and Big Brothers/Big Sisters, among other charitable organizations.

Bret is known as a very social person. When he started kindergarten, his mother was working so his grandmother watched him in the mornings and would send him to kindergarten in the afternoon. Bret and his grandmother would go to the nursing home and push wheelchairs to the cafeteria. Ever since, it has been important for him to connect with people.



FOOTBALL

Bret's mother (Marilyn) saw something in him at a very early age; a drive to be successful. When he was in the third grade she went to a parent-teacher conference where his teacher told her Bret says he's going to be a pro football player and don't you ever doubt him.

Bielema played college football as a defensive lineman at the University of Iowa under legendary coach Hayden Fry from 1988 to 1992, serving as a team captain his senior season.

The Mentors

Hayden Fry, Kirk Ferentz, Bill Snyder, Barry Alvarez



RECORDS

FACILITIES

U OF A





Dan Enos was named Arkansas' offensive coordinator and quarterbacks coach on Jan. 22, 2015, after spending the previous five seasons as head coach at Central Michigan. He comes to The Hill with more than 20 years of experience coaching skill position players and over 10 years of play-calling experience, including all five years at Central Michigan.

Enos has tutored and developed many NFL stars, including offensive tackle Eric Fisher, who became the first Mid-American Conference player to be selected No. 1 overall in the NFL Draft in 2013 by the Kansas City Chiefs. Enos also coached standout quarterback Drew Stanton and running back Javon Ringer at Michigan State. He was named one of Rivals.com's Top 25 recruiters in the nation in 2009.

Hired as Central Michigan's head coach in 2010, Enos led the Chippewas to bowl eligibility in each of the past three seasons. CMU passed for over 3,000 yards in four of his five seasons as head coach.

Ryan Radcliff was Enos' first starting quarterback at Central Michigan. Under Enos' tutelage, Radcliff became one of the best quarterbacks in CMU history as he passed for 9,917 yards and 63 touchdowns during his career. The signal-caller ranks second in school history in every major passing category.

Enos also helped develop wide receiver Titus Davis, who finished his career as one of the best wide outs in school history. He became the first player in FBS history to catch at least eight touchdown passes in each of his four collegiate seasons - all under Enos. Davis finished his career in 2014 as the school's all-time leader in career receiving yards (3,705), career touchdown receptions (37) and single-season touchdown receptions (13).

The 2014 season saw Central Michigan lead the MAC and rank eighth nationally in time of possession, controlling the clock for an average of 33:24 per game. The Chippewas were also very efficient in the passing game, ranking third in the MAC and 18th nationally with a 149.55 passing efficiency rating.



The Enos family (l-r): Alex, Lia, Dan and Jane.

Quarterback Cooper Rush set an FBS bowl record with seven passing touchdowns in the 2014 Popeye's Bahamas Bowl. Rush also passed for a school-record 493 yards in the contest.

In each of the past two seasons, Enos helped CMU rank in the top half of the MAC in passing efficiency, third down conversion percentage and time of possession.

The Chippewas had a memorable 2012 campaign under Enos, winning its third bowl game in school history. Senior wide receiver Cody Wilson finished his career with 42 consecutive games with a reception and junior running back Zurlon Tipton rushed for 1,492 yards, the fourth-best single-season mark in school history.

Prior to Central Michigan, Enos spent four seasons in a variety of offensive roles at Michigan State. He served as the Spartans' running backs coach from 2007 to 2009 and coached quarterbacks in 2006.

At Michigan State, Enos was the position coach for three NFL running backs - Ringer, Edwin Baker and Jehuu Caulcrick. Ringer was selected in the fifth round of the 2009 NFL Draft by the Tennessee Titans. Baker was a seventh round draft pick by the San Diego Chargers in 2012 and Caulcrick played for the Buffalo Bills in 2010.

Ringer led the nation in carries (390), scoring (132 points) and touchdowns (22) and ranked fourth in rushing (125.9 yards per game) in 2008 and was named a consensus first-team All-American.

In 2006, Enos mentored Stanton, who earned team MVP honors after accounting for 2,252 total yards and 17 touchdowns as a senior. Following the season, Stanton was selected by the Detroit Lions in the second round of the NFL Draft.

Prior to that, Enos spent two years as quarterbacks coach at Cincinnati. In 2004, Enos helped senior Gino Guidugli finish his career as the school's all-time leading passer with 11,453 career yards, including 2,633 passing yards and 26 passing touchdowns as a senior.

Enos also spent time at North Dakota State (offensive coordinator and quarterbacks, 2003), Western Michigan (quarterbacks, 2000-02), Missouri State (offensive coordinator and quarterbacks, 1999), Southern Illinois (quarterbacks and wide receivers, 1997-98), Northern Michigan (offensive coordinator and offensive backs, 1996) and Lakeland College (offensive coordinator, quarterbacks and wide receivers, 1994-95). He served as a graduate assistant on Michigan State's staff from 1991 to 1993.

A standout quarterback at Michigan State from 1987-90, Enos started two seasons and earned a 16-7-1 record (.688) as a starter, leading the Spartans to two bowl victories. He still ranks No. 13 in school history in passing yards (3,837) and completions (297). His .621 completion percentage still ranks fourth-best in Spartan history.

PERSONAL

Coaching Duties: Offensive Coordinator/QBs

Born: July 1, 1968

Family: Wife, Jane; Daughter, Lia; Son, Alex

EDUCATION

Michigan State - B.S. in business administration, 1991

M.S. in sports administration, 2006

Joined UA Staff: Jan. 22, 2015

Years of Collegiate Experience/Years At UA: 25/1

Recruiting Territory: Michigan, Missouri

COACHING HISTORY

2015-Pres.	Arkansas (Off. Coordinator/Quarterbacks)
2010-14	Central Michigan (Head Coach)
2007-09	Michigan State (Running Backs)
2006	Michigan State (Quarterbacks)
2004-05	Cincinnati (Quarterbacks)
2003	North Dakota State (Off. Coordinator/Quarterbacks)
2000-02	Western Michigan (Quarterbacks)
1999	Missouri State (Off. Coordinator/Quarterbacks)
1997-98	Southern Illinois (Quarterbacks/Wide Receivers)
1996	Northern Michigan (Off. Coordinator/Offensive Backs)
1994-95	Lakeland College (Off. Coordinator/QBs/WRs)
1991-93	Michigan State (Graduate Assistant)

PLAYING EXPERIENCE

1987-90	Michigan State (Quarterback)
---------	------------------------------

POSTSEASON EXPERIENCE

HEAD COACH

C. Michigan	2014 Bahamas Bowl
	2012 Little Caesars Pizza Bowl

ASSISTANT COACH

Michigan State	2010 Alamo Bowl
	2009 Capital One Bowl
	2007 Champs Sports Bowl
Cincinnati	2004 Fort Worth Bowl
Michigan State	1993 Liberty Bowl

PLAYER

Michigan State	1990 John Hancock Bowl
	1989 Aloha Bowl
	1989 Gator Bowl
	1988 Rose Bowl

Enos graduated from Michigan State with a degree in business administration in 1991 and earned his master's in sports administration in 2006. The Dearborn, Mich. native is married to his wife, Jane. The couple has two children, Lia and Alex.



Robb Smith led the Arkansas defense to the biggest turnaround in the SEC last year and enters his second season as defensive coordinator and secondary coach.

In Smith's first season on The Hill, the Arkansas defense ranked No. 10 in both scoring defense (19.2 points per game) and total defense (323.4 yards per game). It was the first time since Arkansas joined the SEC in 1992 that the Razorbacks had finished in the top 10 in either statistic.

In 2014, the Arkansas defense posted an improvement of 11.6 points allowed per game, the largest turnaround in the SEC and the seventh-best improvement in the nation. Arkansas became the first unranked team in college football history to post back-to-back shutouts of ranked opponents when the Razorbacks blanked No. 20 LSU and No. 8 Ole Miss.

Under Smith's leadership and vision, Martrell Spaight became one of the best linebackers in the nation in 2014. Despite starting just two games the previous year, Spaight became a consensus first-team All-SEC linebacker and was the first Razorback in school history to lead the SEC with 128 total tackles. Spaight was selected by the Washington Redskins in the fifth round of the 2015 NFL Draft.

The Razorbacks had four defensive players chosen in the 2015 NFL Draft - the most in one year since 1989. Smith was also the college position coach for Devin McCourty, Logan Ryan and Duron Harmon, three members of the secondary for the New England Patriots' Super Bowl XLIX team.

Smith spent the 2013 season as linebackers coach for the Tampa Bay Buccaneers after 14 years of collegiate coaching experience, which included four seasons at Rutgers University where he was defensive coordinator and secondary coach in 2012.

In 2013 with the Buccaneers, Smith coached second-year linebacker Lavonte David. David was named a first-team All-Pro that season, one of just 12 defensive players in the NFL recognized on the first-team defense, after he

started all 16 games and recorded 144 tackles, including 6.0 sacks, five interceptions, 10 passes defended, two forced fumbles and one fumble recovery. Since sacks became an official statistic in 1982, David was the first linebacker in NFL history and third player to register at least 100 tackles with at least six sacks and five or more interceptions in a season, joining Rodney Harrison in 2000 and Dave Duerson in 1986.

The 2012 season saw Rutgers claim its first conference title since 1961 and the fifth in school history. The Scarlet Knights finished the year ranked fourth in the nation in points allowed per game (14.2), sixth in rush yards allowed per game (95.2), 10th in total defense (311.6 yards per game) and tied for third in rushing touchdowns allowed (6). Rutgers allowed just 91 points against seven Big East opponents, ranking as the eighth-lowest total in conference history. The defense held opponents to 95.2 rushing yards per game, only the third time in school history the Scarlet Knights kept the opponent average below 100 yards.

While at Rutgers, Smith coached linebacker Khaseem Greene who became an All-American and was selected in the fourth round of the 2013 NFL Draft by the Chicago Bears. As a junior in 2011, Greene switched from safety to weak side linebacker. He led the Big East Conference with 141 tackles, 3.5 sacks and two forced fumbles. As a senior in 2012, Greene recorded 136 tackles, including 12 for loss with six sacks, six forced fumbles, two interceptions and three fumble recoveries with two returned for touchdowns. He was named the Big East Defensive Player of the Year and was named a first-team All-American by ESPN. Greene's 15 career forced fumbles stand as the NCAA record.

Prior to 2012, Smith served in various capacities on the Rutgers staff including special teams coordinator and linebackers coach in 2011, special teams coordinator and cornerbacks coach in 2010 and special teams coordinator and outside linebackers coach in 2009.

Under Smith's guidance, Rutgers became one of the best special teams units in college football. The Scarlet Knights ranked in the top 10 in blocked punts each of his three years coordinating the unit. Rutgers led the country in 2010 with nine blocked punts, tied for second in 2011 with nine and ranked eighth in 2009 with five. While Smith was at Rutgers, the Scarlet Knights led the nation with 31 blocked kicks. They were also one of the best in the nation in punt and kick returns for touchdowns, tying for fifth with five punt return touchdowns and tying for ninth with four kickoff return touchdowns. Their nine combined special teams touchdowns tied for the fifth-highest total in the NCAA during that time.

Before going to Rutgers, Smith worked at the University

PERSONAL

Coaching Duties: Defensive Coordinator/Secondary
Born: May 10, 1975
Family: Wife, Amy; Sons, Charlie and Jack

EDUCATION

Allegheny College - B.S. in economics, 1997
 Iowa - M.S. in communications studies, 2002

Joined UA Staff: Feb. 8, 2014
Years Of Collegiate Experience/Years At UA: 16/2
Years Of NFL Experience: 1
Recruiting Territory: Central and West Florida

COACHING HISTORY

2014-Pres.	Arkansas (Defensive Coordinator/Secondary)
2013	Tampa Bay Buccaneers (Linebackers)
2012	Rutgers (Defensive Coordinator/Secondary)
2011	Rutgers (Special Teams Coord./Linebackers)
2010	Rutgers (Special Teams Coord./Cornerbacks)
2009	Rutgers (Special Teams Coord./Outside LB)
2006-08	Maine (Asst. HC/Defensive Coordinator)
2005	Maine (Special Teams/Linebackers)
2002-04	Maine (Defensive Backs)
1999-2001	Iowa (Quality Control/Def. Grad. Assistant)

PLAYING HISTORY

1993-97	Allegheny (Safety)
---------	--------------------

POSTSEASON EXPERIENCE

ASSISTANT COACH

Arkansas	2014 Texas Bowl
Rutgers	2012 Russell Athletic Bowl 2011 New Era PinStripe Bowl 2009 St. Petersburg Bowl
Maine	2008 FCS First Round 2002 FCS Quarterfinal
Iowa	2001 Alamo Bowl

PLAYER

Allegheny College	1996 Division III First Round 1994 Division III First Round
-------------------	--



The Smith family (l-r): Charlie, Robb, Amy and Jack.

RAZORBACK FOOTBALL

2015 RAZORBACKS

2014 REVIEW

HISTORY

RECORDS

FACILITIES

U OF A





Sam Pittman, who is universally considered one of the nation's best offensive line coaches and recruiters, is in his third season as associate head coach, recruiting coordinator and offensive line coach.

Since 2013, eight offensive linemen coached by Pittman have been drafted, including two first-round picks. In 2014, Ja'Wuan James was selected 19th overall by the Miami Dolphins and Travis Swanson became the highest Razorback center draft pick in school history when he was picked 76th overall by the Detroit Lions. In 2013, Jonathan Cooper, who was tutored by Pittman for four seasons at North Carolina, was the seventh overall pick to the Arizona Cardinals, the earliest an offensive guard had been taken since 1986.

In each of the past three seasons, a Pittman-coached offensive line has led the SEC in fewest sacks allowed. The 2014 Razorbacks allowed just 1.08 sacks per game while Arkansas allowed 0.67 sacks per game in 2013. In 2012, Pittman coached the Tennessee offensive line that led the SEC with just 0.67 sacks allowed per game.

Pittman has vastly improved the Razorback offensive line since arriving on The Hill in 2013.

The 2014 campaign saw four Razorback underclassmen earn All-SEC honors. Guard Sebastian Tretola was named to the ESPN.com All-SEC team, tackle Dan Skipper and guard Denver Kirkland each earned All-SEC honorable mention recognition from the Associated Press and freshman center Frank Ragnow was named to the coaches' SEC All-Freshman team. Ragnow was also selected as one of the best true freshman in the nation when he was named to the Sporting News All-True Freshman team.

Last year, the Razorback offensive line helped pave the way for a pair of 1,000-yard rushers, the only team in the nation to have two players break the century mark. The starting unit weighed in at an average of 328.4 pounds per player, the largest offensive line in all of FBS and bigger than every starting line in the NFL. The group also protected quarterback Brandon Allen, allowing him to throw for 20 touchdowns and just five interceptions - the lowest interception total by a Razorback quarterback since 1992.

In his first season at Arkansas, Pittman tutored a first-team All-American and Rimington Trophy finalist as well as two Freshman All-Americans. Center Swanson led the offensive line and was flanked by true freshmen at both guard positions for the final eight games of the season.



The Pittman family (l-r): Jamie and Sam.

Arkansas led the conference and was sixth in the nation allowing one sack every 37.63 pass attempts. The Razorback offensive line kept opponents out of the backfield all season, and finished first in the SEC and fourth in the NCAA with an average of 3.75 tackles for loss allowed per game.

On the ground, the offensive line paved the way for seven 200-yard rushing games and a team average of 5.28 yards per carry, which was the fourth-highest single-season rushing average in school history. True freshman running back Alex Collins became the first freshman in SEC history to rush for at least 100 yards in three straight games to start a career and finished the season as the conference's 10th 1,000-yard freshman rusher.

Pittman oversaw the offensive line in 2013 at Tennessee, when the Volunteers led the SEC and ranked fourth in the NCAA in fewest sacks allowed per game, following five seasons coaching the offensive line at North Carolina.

In 2012, Tennessee quarterback Tyler Bray passed for 3,619 yards and 34 touchdowns. At the time, his touchdowns were the seventh-most in a season in SEC history, and his passing yards ranked 11th in conference history. Bray also broke the Tennessee single-game record with 530 passing yards, a record previously held by Peyton Manning and the second-highest single-game total in SEC history.

The 2011 North Carolina team, with Pittman having been promoted to associate head coach, averaged 6.3 yards per play in the regular season, the second-best mark in the ACC. The UNC offensive line helped running back Giovani Bernard to 101.8 yards per game, a mark that led all NCAA freshmen and included seven 100-yard rushing games. Bernard's 14 rushing touchdowns ranked second nationally among freshmen.

Pittman joined the Tar Heels after four seasons as the offensive line coach at Northern Illinois from 2003-06, including three seasons as assistant head coach from 2004-06. During that time frame, the Huskies produced a pair of standout rushers in Garrett Wolfe and Michael Turner.

Wolfe led the nation in rushing with 1,928 yards in 2006, while Turner, who earned two Pro Bowl selections with the Atlanta Falcons, led the NFC in rushing in 2010 and 2011 and finished second in the nation as a senior at Northern Illinois in 2003 with 1,648 yards.

Prior to Northern Illinois, Pittman was an assistant coach at Kansas (2001), Missouri (2000), Western Michigan (1999), Oklahoma (1997-98), Cincinnati (1996) and Northern Illinois (1994-95). He was the head coach at Hutchinson (Kan.) CC in 1992-93 and was the school's offensive line coach in 1991. Pittman was also a high school head coach at Trenton (Mo.) HS (1989-90) and Princeton (Mo.) HS (1987-88). He began his coaching career as a student assistant at Pittsburg State in 1984-85.

Pittman played defensive end at Pittsburg State, where he was a first-team NAIA All-American and twice earned all-conference recognition. He graduated with a bachelor's degree in 1986 and was inducted into the PSU Athletics Hall of Fame in 1998. He is married to his wife, Jamie.

PERSONAL

Coaching Duties: Associate Head Coach/Recruiting Coordinator/Offensive Line

Born: November 28, 1961

Family: Wife, Jamie

EDUCATION

Pittsburg State - B.S. in education, 1986

Joined UA Staff: Dec. 13, 2012

Years Of Collegiate Experience/Years At UA: 26/3

Recruiting Territory: Oklahoma, Kansas, East Texas

COACHING HISTORY

2013-Pres.	Arkansas (Assoc. HC/Recruiting Coord./OL)
2012	Tennessee (Offensive Line)
2011	North Carolina (Associate HC/Offensive Line)
2007-10	North Carolina (Offensive Line)
2004-06	Northern Illinois (Assistant HC/Offensive Line)
2003	Northern Illinois (Offensive Line)
2001	Kansas (Offensive Line)
2000	Missouri (Offensive Line)
1999	Western Michigan (Offensive Line)
1997-98	Oklahoma (Offensive Line)
1996	Cincinnati (Offensive Tackles/Tight Ends)
1994-95	Northern Illinois (Offensive Line)
1992-93	Hutchinson (Kan.) CC (Head Coach)
1991	Hutchinson (Kan.) CC (Offensive Line)
1989-90	Trenton (Mo.) High School (Head Coach)
1987-88	Princeton (Mo.) High School (Head Coach)
1986	Beggs (Okla.) High School (Assistant Coach)
1984-85	Pittsburg State (Student Coach)

PLAYING EXPERIENCE

1980-83	Pittsburg State (Defensive End)
---------	---------------------------------

POSTSEASON EXPERIENCE

ASSISTANT COACH

Arkansas	2014 Texas Bowl
North Carolina	2011 Independence Bowl 2010 Music City Bowl 2009 Meineke Car Care Bowl 2008 Meineke Car Care Bowl
N. Illinois	2006 Poinsettia Bowl 2004 Silicon Valley Classic

PLAYER

Pittsburg State	1981 NAIA Championship Game
-----------------	-----------------------------



Jemal Singleton joined the Arkansas staff as special teams coordinator and running backs coach on Feb. 25, 2015. He comes to The Hill with more than 10 years of FBS experience as both a player and coach at the running back position. Singleton spent the past four seasons as the running backs coach at Oklahoma State following a long tenure at Air Force.

One of Singleton's points of emphasis is ball security and the Cowboys did not disappoint in that facet in 2014. Oklahoma State's running backs did not commit a single turnover during the season, combining for 509 touches with only one fumble, a ball that was recovered by the Cowboys.

In 2013, Oklahoma State rushed for 35 touchdowns in the regular season, ranking second in the Big 12 and 15th nationally. The mark was also the sixth-best in a single season in school history. Desmond Roland rushed for 13 touchdowns, leading all Big 12 running backs and ranking 31st nationally despite not starting until the seventh game of the season.

Singleton served as the position coach for Joseph Randle, one of the most heralded running backs in Oklahoma State history. In 2012, Randle was a unanimous first-team All-Big 12 selection after leading the Big 12 with 1,417 rushing yards. He went on to be selected by the Dallas Cowboys in the fifth round of the 2013 NFL Draft.

In his first season at Oklahoma State, Singleton helped the Cowboys to one of the best seasons in program history, winning the Big 12, finishing 12-1 and ranked No. 3 in the final Associated Press poll. Randle rushed for 24 touchdowns, the fourth-most in FBS that season and earned All-Big 12 first team honors by the AP. The Cowboys' running backs totaled 10 games of 100 yards or more.

Singleton joined the Oklahoma State staff after 11 years at Air Force where he was the running backs coach during the final five years of his tenure there. He also served as the run game coordinator from 2007-10. The Falcons led the Mountain West in rushing and ranked in the top 10 nationally each season.

In 2010, Air Force ranked second in the nation with 306.5 rushing yards per game. The team totaled 3,985 rushing yards, which was the second-best total in MWC history at the time. The Falcons also rushed for 41 touchdowns, tying the MWC record.

The 2009 Falcons were very effective on the ground, due in large part to Singleton's running backs. That season saw Air Force average 283.5 rushing yards per game, the third-best mark in the nation.

Singleton tutored Chad Hall in 2007, who was named MWC Offensive Player of the Year and earned third-team All-America honors. Hall rushed for 1,478 yards and totaled 2,683 all-purpose yards, helping Air Force win nine games. Hall played three seasons in the NFL for the Philadelphia Eagles and the Kansas City Chiefs.

During his first campaign at the Academy in 2006, the Falcons averaged nearly one less fumble per game than the previous season.

Singleton began his coaching and Air Force career as an instructor and assistant head coach/offensive coordinator at the USAFA Prep School in 2000. He was then stationed at Little Rock AFB in Jacksonville, Ark., from January 2001 to January 2003 where he served as a public affairs officer. He returned to the Academy in the spring of 2003 and served as the executive officer for the athletic director before becoming the junior varsity defensive coordinator and varsity assistant coach.



The Singleton family (l-r): Mallory, Jennifer, Jemal and Morgan.

PERSONAL

Coaching Duties: Special Teams Coordinator/RBs
Born: December 7, 1975
Family: Wife, Jennifer; Daughters, Morgan and Mallory

EDUCATION

Air Force Academy - B.S. in social sciences, 1999

Joined UA Staff: Feb. 25, 2015
Years of Collegiate Experience/Years At UA: 13/1
Recruiting Territory: Dallas/Fort Worth, Central Texas

COACHING HISTORY

2015-Pres.	Arkansas (Special Teams Coord./Running Backs)
2011-14	Oklahoma State (Running Backs)
2007-10	Air Force (Run Game Coordinator/RBs)
2006	Air Force (Running Backs)
2003-05	Air Force (Varsity Assistant)
2000	Air Force (Prep Assistant)

PLAYING EXPERIENCE

1995-98	Air Force (Running Back)
---------	--------------------------

POSTSEASON EXPERIENCE

ASSISTANT COACH	
Oklahoma State	2015 Cactus Bowl 2014 Cotton Bowl 2013 Heart of Dallas Bowl 2012 Fiesta Bowl
Air Force	2010 Independence Bowl 2009 Armed Forces Bowl 2008 Armed Forces Bowl 2007 Armed Forces Bowl

PLAYER	
Air Force	1998 Oahu Bowl 1997 Las Vegas Bowl 1995 Copper Bowl

As a player, Singleton starred at Air Force where he earned three letters at halfback and was named All-Western Athletic Conference honorable mention as a senior. The San Antonio, Texas native helped the school win 10 games in back-to-back seasons for the first time in school history, including its first outright conference title. He is one of just six players in Air Force history to ever be elected a two-time captain.

Singleton graduated from the Air Force Academy in 1999 with a degree in social sciences. He and his wife, Jennifer, have two daughters, Morgan and Mallory.



VERNON HARGREAVES

LINEBACKERS



Vernon Hargreaves arrives for his first season on The Hill after being named linebackers coach on Jan. 20, 2015. He joins the Arkansas staff with 30 years of collegiate coaching experience, including the past 17 years at the FBS level.

In those 17 seasons, Hargreaves' teams have advanced to 14 bowl games, including two appearances in the BCS National Championship while at Miami. As the Hurricanes' linebackers coach, he helped Miami win the 2001 national championship and was the position coach for NFL stars Jonathan Vilma, Dan Morgan and D.J. Williams.

Hargreaves spent the past two seasons at Houston where he coached linebackers. In 2014, he helped the Cougars finish 8-5, including a thrilling come-from-behind victory over Pittsburgh in the Lockheed Martin Armed Forces Bowl. The Cougars ranked second in The American and 11th nationally with 30 forced turnovers and 15th nationally in scoring defense, allowing just 20.6 points per game.

In 2013, Hargreaves helped Houston rank as the third-most improved defense nationally after allowing just 21.8 points per game, 14.2 points per game lower than the previous season. Houston led the nation with 43 turnovers created and also led the country in turnover margin.

Prior to Houston, Hargreaves served as the special teams coordinator and defensive ends coach at South Florida. The Bulls finished second nationally in tackles for loss and fourth nationally in sacks during the 2011 season, in large part due to the outstanding play of Hargreaves'

defensive ends. He helped South Florida claim its fourth bowl victory in school history with a win in the 2010 Meineke Car Care Bowl over Clemson.

In his first season at USF in 2011, Hargreaves guided a unit that helped the defense rank 17th in total defense, 22nd in scoring defense and 22nd in rushing defense. The Bulls led the league in tackles for loss and ranked fourth in the Big East in sacks.

Hargreaves also spent three seasons as the special teams coordinator and defensive ends coach at East Carolina from 2007 to 2009. He helped defensive end C.J. Wilson earn back-to-back Conference USA Defensive Player of the Year awards in 2008 and 2009. Wilson was selected by the Green Bay Packers in the 2010 NFL Draft and started at defensive end for the Packers in Super Bowl XLV. The Pirates played in a bowl game in all three seasons Hargreaves was on the coaching staff.

From 1998 to 2005, Hargreaves was the linebackers coach at Miami, where he helped lead the Hurricanes to a BCS National Championship title in 2001 and another BCS National Championship game appearance in 2002. At Miami, Hargreaves helped mold Vilma, Morgan, Williams, Rocky McIntosh and Nate Webster into NFL linebackers. Seven of his linebackers at Miami were selected in the NFL Draft, including Morgan who won the Butkus Award, Nagurski Trophy and the Bednarik Award in 2000.

In 2003, Hargreaves tutored Vilma and Williams, who finished as two of the 11 semifinalists for the Butkus Award. Vilma finished the season as a first-team All-American and finalist for the Butkus Award.

The 2001 Hurricanes were one of the best defensive units in the history of college football, allowing just 9.4 points per game and only 138.2 passing yards per contest. Hargreaves helped Miami to a perfect 12-0 season, culminating in the 2002 BCS National Championship game win over Nebraska.

During the 2000 campaign, Hargreaves helped Morgan make the switch from outside linebacker to middle linebacker. The position change was wildly successful, as Morgan became the first player to ever sweep the Butkus, Nagurski and Bednarik Awards in the same season and was a consensus All-American selection.



The Hargreaves family (l-r): Jackie, Chanelle, Vernon III, Carina and Vernon.

PERSONAL

Coaching Duties: Linebackers
Born: April 8, 1962
Family: Wife, Jackie; Daughters, Carina and Chanelle; Son, Vernon III

EDUCATION

Connecticut - B.S. in sociology, 1986

Joined UA Staff: Jan. 20, 2015
Years of Collegiate Experience/Years At UA: 31/1
Recruiting Territory: Dallas, South Florida

COACHING HISTORY

2015-Pres. Arkansas (Linebackers)
 2013-14 Houston (Linebackers)
 2010-12 South Florida (Special Teams Coord./DEs)
 2007-09 East Carolina (Special Teams Coord./DEs)
 2006 FIU (Defensive Ends)
 1998-2005 Miami (Linebackers)
 1985-97 Connecticut (Linebackers)

PLAYING EXPERIENCE

1980-83 Connecticut (Linebacker)

POSTSEASON EXPERIENCE

ASSISTANT COACH

Houston 2014 Armed Forces Bowl
 2013 BBVA Compass Bowl
 South Florida 2010 Meineke Car Care Bowl
 2009 Liberty Bowl
 2008 Liberty Bowl
 2007 Hawai'i Bowl
 Miami 2005 Peach Bowl
 2004 Peach Bowl
 2004 Orange Bowl
 2003 Fiesta Bowl (BCS Nat'l Title)
 2002 Rose Bowl (BCS Nat'l Title)
 2001 Sugar Bowl
 2000 Gator Bowl
 1998 MicronPC Bowl

His first coaching position was at his alma mater, Connecticut, where he spent 13 seasons coaching outside linebackers (1985-89) and inside linebackers (1989-97). There he mentored Paul Duckworth, who became the 15th Huskie to ever be selected in the NFL Draft.

Hargreaves finished his playing career at Connecticut in 1983 where he was a two-time All-American. He earned all-conference honors twice during his career and was selected a team captain as a senior. His 393 career tackles still ranks sixth all-time in school history. Hargreaves was named a member of UCONN's 100th anniversary team.

The New Haven, Conn., native earned his bachelor's degree in sociology from Connecticut in 1986. He and his wife, Jackie, have three children; Carina, Vernon III and Chanelle.



Clay Jennings has quickly transformed the Arkansas secondary into one of the best units in the SEC in just one season with the Razorbacks. He enters his second season on The Hill after spending six years in the same capacity at TCU.

In his first campaign at Arkansas, Jennings helped the Razorbacks finish in the top 10 in both scoring and total defense as the team allowed just 19.2 points per game. Arkansas finished in the top 40 in passing yards allowed for the first time since 2011, surrendering just 208.8 passing yards per game.

The Razorback secondary held Heisman Trophy finalist Amari Cooper to just two receptions for 22 yards when Arkansas hosted No. 7 Alabama. It was Cooper's lowest output of the season and well below his average production of 8.9 receptions for 123.4 yards per game.

Sophomore Jared Collins made big strides under Jennings' tutelage, tying for the SEC lead in pass breakups (13) after starting just two games as a freshman.

Jennings also made an impact in his first season on Tevin Mitchel. The senior made the switch to the nickel back position under Jennings and thrived. Mitchel was selected in the sixth round of the 2015 NFL Draft by the Washington Redskins.

Jennings joined the TCU football staff as cornerbacks coach in 2008. In his first three seasons with the Horned Frogs, TCU led the nation in total defense. From 2008-10, TCU became just the third program in NCAA history to lead the nation in total defense in three consecutive seasons.



The Jennings family (l-r): Kenzie, Clay, Belinda and Kirby.

While at TCU, Jennings coached 2014 first round NFL Draft pick Jason Verrett, who was taken 25th overall by the San Diego Chargers. Verrett was a two-time All-American in addition to being the Co-Big 12 Defensive Player of the Year by the conference's head coaches in 2013 and the San Antonio Express-News Big 12 Defensive Player of the Year in 2012. He was also tabbed by CollegeFootballNews.com as the nation's top cornerback. He topped the Big 12 in interceptions (six) and passes defended (22) while being the only player nationally to rank in the top 10 in both categories. Verrett and Greg McCoy, a 2012 draft pick of the Chicago Bears, earned All-Mountain West honors in 2011. Jason Teague was a 2010 All-MWC second team selection.

Both Rafael Priest and Nick Sanders were first-team All-MWC picks in 2009. Priest was ranked by Rivals.com as the nation's sixth-best cornerback, while Sanders was tabbed by Sporting News as the MWC's hardest hitter. The duo also received all-conference accolades in 2008.

Jennings, who has coached nine NFL defensive backs, came to the Horned Frogs after serving as the cornerbacks coach at Baylor in 2007.

Jennings worked two seasons (2005-06) as the safeties coach at Houston. He helped the Cougars to back-to-back bowl appearances and the 2006 Conference USA championship. In 2006, Cougars' free safety Will Gulley earned Conference USA Defensive Player of the Year honors while Brandon Brinkley was named to the league's all-freshman squad.

In his first season at Houston, Jennings helped Rocky Schwartz earn Conference USA third-team all-conference honors and Kenneth Fontenette be named an honorable-mention Freshman All-American by Sporting News.

Prior to his two-year stint at Houston, Jennings spent two seasons (2003-04) as the defensive backs coach at Louisiana, where he helped the Ragin' Cajuns to a No. 11 national ranking in pass defense. At Louisiana, Jennings tutored C.C. Brown and Michael Adams, who each had seven-year NFL careers for various teams. Jennings also mentored Antwain Spann, who played three seasons for the New England Patriots.

Jennings also worked two years (2001-02) as secondary coach and recruiting coordinator at Sam Houston State. He helped the Bearkats to a share of the 2001 Southland Conference championship and the quarterfinal round of the FCS playoffs. At SHSU, Jennings coached All-American and

PERSONAL

Coaching Duties: Defensive Backs
Born: Nov. 3, 1973
Family: Wife, Belinda; Son, Kirby; Daughter, Kenzie

EDUCATION

North Texas - B.S. in kinesiology, 1996

Joined UA Staff: Feb. 20, 2014
Years Of Collegiate Experience/Years At UA: 20/2
Recruiting Territory: Houston

COACHING HISTORY

2014-Pres.	Arkansas (Defensive Backs)
2008-2013	TCU (Cornerbacks)
2007	Baylor (Cornerbacks)
2005-06	Houston (Safeties)
2003-04	Louisiana-Lafayette (Secondary)
2001-02	Sam Houston State (Secondary/Recruiting Coordinator)
2000	Southern Arkansas (Secondary)
1999	Morningside (Secondary)
1998	Morehouse (Secondary)
1997	North Texas (Graduate Assistant)
1996	North Texas (Student Assistant)

POSTSEASON EXPERIENCE

ASSISTANT COACH

Arkansas	2014 Texas Bowl
TCU	2012 Buffalo Wild Wings Bowl 2011 Poinsettia Bowl 2011 Rose Bowl 2010 Fiesta Bowl 2008 Poinsettia Bowl
Houston	2006 Liberty Bowl 2005 Fort Worth Bowl

PLAYER

North Texas	1994 FCS First Round
-------------	----------------------

Buck Buchanan Award finalist Keith Davis, who played five seasons for the Dallas Cowboys.

Jennings also coached the secondary at Southern Arkansas (2000), Morningside College in Sioux City, Iowa (1999) and Morehouse College in Atlanta (1998). At SAU, Jennings mentored Jordan Babineaux, a nine-year NFL veteran who played for the Seattle Seahawks and Tennessee Titans. At Morningside, Jennings coached first-team All-American Matt Walker.

A four-year letterwinner (1992-95) as a defensive lineman and special teams standout at North Texas, Jennings was a member of the Mean Green's 1994 Southland Conference championship team and the school's first NCAA FBS squad in 1995. He began his coaching career as a student assistant (1996) and then graduate assistant (1997) at North Texas before moving on to Morehouse.

Jennings is a 1996 North Texas graduate with a bachelor's degree in kinesiology. Jennings and his wife, Belinda, have two children: son Kirby and daughter Kenzie.



BARRY LUNNEY JR.

TIGHT ENDS



Barry Lunney Jr., a former UA starting quarterback, is entering his third season as tight ends coach at his alma mater.

As Arkansas begins to rely more heavily on the tight end position, Lunney has continued to develop the position group. A fellow Arkansas native, Hunter Henry, earned All-SEC second team honors in 2014 after finishing third among conference tight ends in both receptions (37) and receiving yards (513) and improving as a blocker. In his first two collegiate seasons, Henry has already caught more passes than any other SEC tight end during that span.

Lunney also oversaw the transition of AJ Derby from quarterback to tight end. Derby finished fifth in the SEC with 303 receiving yards and was a sixth round draft choice of the New England Patriots despite playing the position for less than a year.

Lunney serves as the team's primary recruiter in the state of Arkansas. The Razorbacks signed 10 players from the Natural State in the 2015 recruiting class, the most in-state signees since 2008. Arkansas' haul also features the nation's best class of tight ends.

In his first season coaching the Razorback tight ends, Lunney led Henry to second-team All-SEC, Freshman All-America and SEC All-Freshman Team recognition. Henry made 28 receptions for 409 yards and a team-high-tying four touchdowns, including two at No. 15 LSU in the season finale. Henry's receiving yards ranked third in the nation among freshman tight ends, and he was the only freshman tight end in the SEC with a 100-yard receiving game, a



The Lunney Family (l-r): Janelle, Levi, Barry and Luke.

number he hit with 109 yards vs. No. 10 Texas A&M. Henry also led SEC tight ends and ranked third in the conference by gaining a first down on 78.6 percent of his receptions.

Before returning to the Razorbacks, Lunney served as the offensive coordinator and quarterbacks coach at Bentonville High School from 2005-13.

In his eight years at Bentonville, the Tigers won 78 games, including 25 straight in 2010-11, played in four state championship games, claiming state titles in 2008 and 2010, and won six straight 7A West Conference crowns from 2007-12. Bentonville played in each of the last three 7A state championship games and won at least 12 games in four of the last five seasons.

Bentonville quarterback Dallas Hardison broke the Arkansas state single-season completion percentage record in 2010 and bettered the record in 2011 under the direct guidance of Lunney. In 2011 and 2012, the Tigers won their first 12 games to advance to the state championship game with an offense that averaged 42.5 and 36.8 points per game, respectively.

The 2010 Bentonville team finished the season 13-0 and won the 7A state championship. The offense averaged 47.0 points per game and scored at least 40 points nine times, including 49 points in the semifinal round and the state championship game.

Lunney's first state title at Bentonville came in 2008 as the Tigers won 12 games for the first time since 2001. The offense averaged 30.2 points per game and scored more than 30 points in seven of 13 games.

Before moving to the high school coaching ranks, Lunney compiled seven years of collegiate coaching experience.

Lunney spent two seasons as the co-offensive coordinator and quarterbacks coach at San Jose State. During his tenure, the offense produced six all-conference performers, and tight end Courtney Anderson was selected by the Oakland Raiders in the 2004 NFL Draft. In 2003, the Spartans ranked 17th in the NCAA in passing offense and quarterback Scott Rislov ranked third in the WAC in passing efficiency and total offense.

Prior to that, Lunney spent three seasons at Tulsa, first working with quarterbacks in 2000 and 2001 and then moving to wide receivers in 2002. In 2000, quarterback Josh Blankenship ranked fifth in the WAC in total offense and receiver Don Shoals led the conference and ranked 11th in the NCAA in receptions per game.

PERSONAL

Coaching Duties: Tight Ends
Born: September 11, 1974
Family: Wife, Janelle; Sons, Luke and Levi

EDUCATION

Arkansas - B.S. in kinesiology, 1996

Joined UA Staff: Jan. 15, 2013
Years Of Collegiate Experience/Years At UA: 10/3
Recruiting Territory: Arkansas

COACHING HISTORY

2013-Pres. Arkansas
 (Tight Ends)
 2005-12 Bentonville High School
 (Off. Coordinator/Quarterbacks)
 2003-04 San Jose State
 (Co-Off. Coordinator/Quarterbacks)
 2002 Tulsa
 (Wide Receivers)
 2000-01 Tulsa
 (Quarterbacks)
 1998-99 Arkansas
 (Graduate Assistant - Offense)

PLAYING EXPERIENCE

1992-95 Arkansas (Quarterback)

POSTSEASON EXPERIENCE

ASSISTANT COACH

Arkansas 2014 Texas Bowl
 2000 Cotton Bowl
 1999 Florida Citrus Bowl

PLAYER

Arkansas 1995 CarQuest Bowl

His coaching career began with two seasons as a graduate assistant at Arkansas. In 1998, Arkansas won its first eight games and rose to No. 9 in the national rankings on the way to sharing the SEC Western Division title and earning a berth in the Citrus Bowl. Lunney served as the Razorbacks' running backs coach for the bowl game and throughout the spring of 1999. Arkansas spent the majority of the 1999 season in the top 25 of the national rankings and finished the year with a 27-6 win over No. 14 Texas in the Cotton Bowl.

As a player for the Razorbacks, Lunney lettered from 1992-95, starting 40 games at quarterback, and was a team captain on the 1995 team that played in the SEC Championship Game for the first time in school history. In his first game as the starting quarterback, he led Arkansas to an upset win at No. 4 Tennessee. He left Arkansas holding UA career records for passing yards, passing touchdowns, pass completions, pass attempts and total offense plays. Lunney also played baseball at Arkansas. He was drafted by the Montreal Expos out of high school in 1992 and by the Minnesota Twins in 1996 and played one season of minor league baseball in the Twins organization.

Lunney graduated from Arkansas in 1996 with a bachelor's degree in kinesiology. He and his wife, Janelle, have two sons, Luke and Levi. His grandfather, John lettered at Arkansas from 1946-49. His father, Barry Sr., recently retired after 28 years as a high school football coach in Arkansas, winning eight state championships at Bentonville HS and Fort Smith Southside HS.



Rory Segrest, who has several years of coaching experience at the college and NFL level, enters his second season as defensive line and specialists coach.

In his first season on The Hill, Segrest helped the Razorbacks rank in the top 10 in both scoring and total defense for the first time since Arkansas joined the SEC in 1992. The Razorback defense became the first unit in college football history to shutout back-to-back ranked opponents as an unranked team when Arkansas blanked No. 20 LSU and No. 8 Ole Miss. Arkansas finished No. 2 in the SEC and No. 12 nationally with just 114.6 rushing yards allowed per game.

Segrest was the position coach for Trey Flowers, who finished his career with 47.5 career tackles for loss, second-most in school history. Two of his four starters earned second-team All-SEC honors, including Flowers and Darius Philon and both were selected in the 2015 NFL Draft. Flowers went in the fourth round to the New England Patriots while Philon was selected in the sixth round by the San Diego Chargers.

Segrest also coached the Razorback specialists, kickoff and kickoff return units in 2014. Under his direction, Arkansas improved from the No. 67 kickoff return unit in 2013 to No. 5 in the nation and second in the SEC averaging 23.84 yards per kickoff return in 2014. Punter Sam Irwin-Hill finished the campaign as one of the nation's hottest specialists, landing 18 punts inside the 20 in the final five games of the season as Arkansas defeated LSU, Ole Miss and Texas. It was the first time in program history the Razorbacks defeated those three schools in the same season.

In the AdvoCare V100 Texas Bowl in Houston, nose guard Taiwan Johnson, a Houston native, scored his first career touchdown, recovering a fumble in the end zone.

Segrest came to Arkansas after his second stint on the Samford coaching staff, where he was the team's defensive line coach and special teams coordinator from 2011-13. He previously coached at Samford from 2002-05 when he was defensive line coach, special teams coordinator and recruiting coordinator.

Samford finished the 2013 season ranked 18th in the final coaches poll after earning the program's first FCS playoff berth since 1992. Fabian Truss was named to the AFCA FCS Coaches' All-America Team as an all-purpose player as he ranked second nationally in kickoff return average at 32.1 yards per return. The



The Segrest family (l-r): James, Jackie and Rory.

Samford defense also led the SoCon in sacks and tackles for loss.

In 2012, Samford defensive lineman Nick Williams was named first-team all-conference and finished second in the Southern Conference and 36th nationally (FCS) with seven sacks. Williams was drafted by the Pittsburgh Steelers in the seventh round of the NFL Draft. Samford's defense tied for first in the SoCon and finished 27th in the FBS in sacks with 27. Additionally, Samford ranked 29th in the FCS in total defense.

Segrest's special teams units also had success in 2012 finishing sixth in kickoff returns with a 24.91 yards per return average and first in the SoCon in kickoff coverage. Punt returner Riley Hawkins finished first in the SoCon and 14th in the FCS in punt return average, and Truss finished 13th in the FCS in kick return average. Kicker Cameron Yam was named first-team All American as well as first-team all-conference.

In 2011, Samford's special teams improved in every category over the previous season. The kickoff return unit was ranked 12th in the FCS, Truss ranked seventh in the FCS in kick return average and the punt return unit was ranked 19th in the FCS. Redshirt freshman punter Greg Peranich ranked 24th in the FCS and was named to the SoCon All-Freshman Team. Yaw ranked second in the FCS in field goals, connecting on 23-of-28, and was tied for eighth in total scoring.

Segrest returned to Samford after coaching with the Philadelphia Eagles from 2006-10. While with the Eagles, Segrest was the special teams quality control/assistant defensive line coach (2006-07), special teams coordinator (2007-09) and defensive line coach (2009-10). In 2006 and 2010, the Eagles won the NFC East and made it to the NFC Championship game in 2008. Segrest also coached in the 2009 Pro Bowl.

In 2009 and 2010, the Eagles' defensive line units ranked second and fourth, respectively, in the NFL in sacks by defensive linemen. They ranked third (2010) and ninth (2009) in the league in tackles for loss by defensive linemen. In 2010, they were ranked second in the NFL in quarterback knockdowns and hurries by defensive linemen. Segrest also coached two-time Pro Bowler Trent Cole (2007, 2009) while with the Eagles.

Philadelphia's special teams finished third in the NFL in 2008 in field goals made and Pro Bowl kicker David Akers broke franchise records with 33 field goals and 144 points scored. Akers set his career high that year with 17 touchbacks. Punter Sav Rocca set a franchise record with his single-season net punt average of 37.9. Rocca and Akers were both named NFL's Special Teams Player of the month.

Segrest's previous coaching stops include Southeast Missouri State where he began in 1999 and added recruiting coordinator duties for 2000-01. He was also the defensive graduate assistant at Auburn University from 1997-99 working with the defensive line and special teams units.

His coaching career began under Gene Stallings as a student assistant at Alabama in 1994 after his playing career was cut short by an injury. He was a member of the Crimson Tide's 1992 National Championship Team and was also awarded the team's 1995 Co-Leadership Award. Collegiately, Segrest has been part of seven bowl games as either a player or coach.

PERSONAL

Coaching Duties: Defensive Line/Specialists
Born: May 20, 1973
Family: Wife, Jackie; Son, James

EDUCATION

Alabama - B.S. in health care management, 1996

Joined UA Staff: Jan. 8, 2014
Years Of Collegiate Experience/Years At UA: 17/2
Years of NFL Experience: 5
Recruiting Territory: Georgia

COACHING HISTORY

2014-Pres.	Arkansas (Defensive Line/Specialists)
2011-2013	Samford (Def. Line/Special Teams Coord.)
2009-10	Philadelphia Eagles (Defensive Line)
2007-08	Philadelphia Eagles (Special Teams Coordinator)
2006	Philadelphia Eagles (Special Teams QC/Asst. DL)
2002-05	Samford (Def. Line/Special Teams Coord.)
2001	Southeast Missouri State (Off. Tackles/TE/Recruiting Coord.)
2000	Southeast Missouri State (Def. Line/Recruiting Coordinator)
1999	Southeast Missouri State (Defensive Line)
1997-98	Auburn (Graduate Assistant)
1996	Alabama (Strength and Conditioning GA)
1994-95	Alabama (Student Assistant Coach)

PLAYING EXPERIENCE

1991-93	Alabama (Offensive Lineman)
---------	-----------------------------

POSTSEASON EXPERIENCE

ASSISTANT COACH

Arkansas	2014 Texas Bowl
Samford	2013 FCS First Round
Philadelphia	2011 NFC Wild Card Round
	2010 NFC Wild Card Round
	2009 NFC Championship Game
	2009 Pro Bowl
	2007 NFC Divisional Round
Auburn	1998 Peach Bowl
Alabama	1997 Outback Bowl
	1995 Citrus Bowl

PLAYER

Alabama	1993 Gator Bowl
	1993 Sugar Bowl (Nat'l Champions)
	1991 Blockbuster Bowl

A native of Waycross, Ga., and a graduate of Waycross High School, he earned his bachelor's degree in health-care management from Alabama in 1996 where he met his wife, Jackie. They have one son, James.

RAZORBACK FOOTBALL

2015 RAZORBACKS

2014 REVIEW

HISTORY

RECORDS

FACILITIES

U OF A





Michael Smith, a record-setting receiver at Kansas State who went on to earn a reputation as one of the best recruiters in college football, enters his third season as Arkansas' wide receivers coach.

Smith, who was named one of the top 10 recruiters in the Big 12 Conference in 2012 by Rivals, spent the first 11 years of his coaching career at Kansas State. He also coached running backs at Rice in 2006 before moving to Arizona, where he coached running backs in 2007 and inside receivers in 2008. He returned to Kansas State in 2009 as the Wildcats' wide receivers coach before joining the Arkansas staff in 2013.

In his second season on The Hill, the wide receivers unit made big improvements. Keon Hatcher had a breakout season, leading the team with 43 receptions for 558 yards (13.0 avg.) and six touchdowns. The position group caught 106 passes on the season, 29 more than the previous season.

When Smith arrived at Arkansas in 2013, he took over a group that had seen four wide receivers selected in the last two NFL Drafts. Javontee Herndon enjoyed a breakout senior season, leading the team with 31 receptions and 437 yards and tying for the team lead with four receiving touchdowns.

At Kansas State, Smith helped the Wildcats capture their second Big 12 title and play in the Fiesta Bowl in 2012, as the Wildcats posted an 11-2 record and finished the year ranked No. 12 in the AP poll. Chris Harper led the Wildcats with 58 receptions for 857 yards and three touchdowns and earned second-team All-Big-12 honors. In 2011, true freshman Tyler Lockett earned All-America honors as a kick returner and made an immediate impact at the wide receiver position. He set the Big 12 and Kansas State single-season record for kickoff-return average at 35.2 yards per return.



The Smith family (back l-r): Kylie, Karyn, Michael and Kenzie; (front l-r) Kason and Kamryn.

In 2009, Smith coached All-American Brandon Banks, who set school and Big 12 records in kickoff returns as well as leading the squad in receptions. Banks led the Big 12 and was eighth nationally with his average of 174.8 all-purpose yards per game and ranks fourth in school history with 3,828 career all-purpose yards. At wide receiver, Banks also led the team in receptions (56) and receiving yards (705) and also ranks ninth in Kansas State history with 123 career receptions and 10th in career receiving yards with 1,754.

Smith helped lead Arizona to a 2008 Las Vegas Bowl win over BYU while he mentored Mike Thomas, who became the Pac-10 career receptions record holder with 259 grabs.

At Rice, Smith helped the Owls to a 7-6 record in 2006, advancing to their first bowl game in 45 seasons. He coached senior Quinton Smith to 1,096 yards in 2006, making him only the sixth Owls' running back to eclipse the 1,000-yard mark.

Smith has coached three of the top 10 career rushing leaders in Kansas State history in Darren Sproles, Eric Hickson and Mike Lawrence. He also directed a running back to the single-season rushing record in three of his last five seasons at Kansas State during his first tenure, including Sproles, a first team All-American. Sproles surpassed the mark during the 2003 season with 1,986 yards, which ranked as the 10th-best rushing total in NCAA history. At the conclusion of the 2003 regular season, Sproles finished fifth in Heisman Trophy voting and was the runner-up for the Doak Walker Award.

A second-team All-Big 12 pick in 2002, Sproles rushed for 1,465 yards and 17 touchdowns. Sproles concluded his four-year career as the Big 12's leader in all-purpose yards with 6,812 and the Wildcats' career rushing leader with 4,979 yards, a record he still holds today. In 2001, Josh Scobey set the single-season rushing record with 1,263 yards and also broke the school's career rushing touchdown record with 31.

After his playing career, Smith returned to Kansas State as a student assistant. As a graduate assistant in 1995 and 1996, Smith assisted Greg Peterson with the receivers and helped tutor wideouts Kevin Lockett and Mitch Running, who became just the fifth receiving tandem in Big Eight history to snag at least 50 passes in the same season.

Throughout his coaching career, Smith has been the position coach for 12 NFL players, including the Pro Bowler Sproles.

As a player, Smith was one of the Big Eight's all-time great receivers. He concluded his playing career as the Big Eight's second-leading receiver with 179 receptions, trailing just All-American Hart Lee Dykes. The total of 179 catches ranked 40th in NCAA history at the time.

PERSONAL

Coaching Duties: Wide Receivers
Born: November 21, 1970
Family: Wife, Karyn; Daughters, Kylie, Kenzie, Kamryn; Son, Kason

EDUCATION

Kansas State - B.S. in social science, 1995

Joined UA Staff: Jan. 17, 2013
Years Of Collegiate Experience/Years At UA: 22/3
Recruiting Territory: Louisiana

COACHING HISTORY

- 2013-Pres. Arkansas (Wide Receivers)
- 2009-12 Kansas State (Wide Receivers)
- 2008 Arizona (Inside Wide Receivers)
- 2007 Arizona (Running Backs)
- 2006 Rice (Running Backs)
- 1997-2005 Kansas State (Running Backs)
- 1995-96 Kansas State (Graduate Assistant)
- 1993 Kansas State (Student Assistant Coach)

PLAYING EXPERIENCE

- 1988-91 Kansas State (Wide Receiver)

POSTSEASON EXPERIENCE

ASSISTANT COACH

- Arkansas 2014 Texas Bowl
- Kansas State 2013 Fiesta Bowl
- 2012 Cotton Bowl
- 2010 Pinstripe Bowl
- Arizona 2008 Las Vegas Bowl
- Rice 2006 New Orleans Bowl
- Kansas State 2004 Fiesta Bowl
- 2002 Holiday Bowl
- 2001 Insight Bowl
- 1999 Holiday bowl
- 1998 Alamo Bowl
- 1997 Fiesta Bowl
- 1997 Cotton Bowl
- 1995 HolidayBowl
- 1993 Copper Bowl

Smith was named a third-team All-American in 1991, honorable mention All-American in 1989 and a two-time All-Big Eight selection (1989 and 1991). He played for the Kansas City Chiefs in 1992.

His career total of 2,457 receiving yards was third-best in Big Eight history behind Dykes and 1972 Heisman Trophy winner Johnny Rodgers. The total was bolstered by nine 100-yard receiving games, which was a school record at the time. He led the Big Eight as a sophomore in 1989 and was seventh in the nation with 70 catches for 816 yards

Smith graduated from Kansas State in 1995 with a bachelor's degree in social science. He and his wife, Karyn, have four children: Kylie, Kenzie, Kason and Kamryn. Kylie is an outfielder on the Razorback softball team.



Ben Herbert enters his third season as Arkansas' head strength and conditioning coach and has already made his impact felt throughout the entire locker room.

Herbert focuses on preparing Arkansas student-athletes for the next level and helped develop five Razorbacks who were selected in the NFL Draft - the most in a single draft for Arkansas since 2008.

Defensive end Trey Flowers improved his explosiveness under Herbert's training and, at 270 pounds, was able to box jump 55 inches in a weight room video that went viral. Flowers went on to be selected in the fourth round of the 2015 NFL Draft by the New England Patriots.

Herbert and his staff was also instrumental in AJ Derby's development. Derby played quarterback his entire life until switching to tight end for his senior season. Herbert quickly helped Derby mold his body into that of a prototypical tight end, and Derby was chosen in the sixth round of the 2015 NFL Draft despite playing just one season at the position.

Herbert helped grow the 2014 Arkansas starting offensive line into the largest in any level of football. Weighing a total of 1,642 total pounds, the five starters

outweighed every NFL team by nearly four pounds per player. This devastating offensive line helped the Razorbacks become the only FBS team with a pair of 1,000-yard rushers and lead the SEC in fewest sacks allowed for the second consecutive season.

Herbert joined the Razorbacks after spending 11 seasons working in strength and conditioning at Wisconsin, including the last four as head strength and conditioning coach. He started his career as an intern during the 2002 season following his playing days at Wisconsin and was promoted to assistant strength and conditioning coach in 2003. He was involved in all aspects of sports conditioning for the football team during his time with the Badgers.

In his 15 total seasons at Wisconsin, he was part of 14 bowl appearances and five Big Ten championships. The Badgers claimed three straight Big Ten titles and became the first Big Ten team to appear in three straight Rose Bowls since Michigan following the 1976-78 seasons by making the trip to Pasadena following the 2010, 2011 and 2012 seasons.

During his time with Wisconsin, Herbert helped develop 41 NFL draft picks, including six first-round selections. Defensive end J.J. Watt and offensive tackle Gabe Carmini were both taken in the first round of the 2011 draft, and offensive guard Kevin Zeitler was picked 27th overall by the Cincinnati Bengals in 2012. The Badgers also produced five national individual award winners, including 2012 Doak Walker Award recipient and the NCAA record-holder for career touchdowns Montee Ball, 28 All-America honors and 48 All-Big Ten first team selections in his 11 seasons on staff in Madison.

Wisconsin's work with Herbert was evident in the fourth quarters of games, when the Badgers outscored opponents 435-309 from 2009-12. The team's strength and conditioning work also was apparent late in the season, as Wisconsin was 15-5 in games played in the month of November or later during Herbert's four years as head strength and conditioning coach and outscored its opponents 856-442 in games played in November,



The Herbert family (back l-r): Kelly and Ben; (front l-r) Charlie, Langdon and Thomas.

PERSONAL

Coaching Duties: Head Strength and Conditioning Coach
Born: Nov. 30, 1979
Family: Wife, Kelly; Sons, Charlie and Thomas

EDUCATION

Wisconsin - B.S. in history, 2002
Joined UA Staff: Dec. 18, 2012
Years Of Collegiate Experience/Years At UA: 13/2

COACHING HISTORY

2013-Pres.	Arkansas (Head Strength & Conditioning Coach)
2009-12	Wisconsin (Head Strength & Conditioning Coach)
2003-08	Wisconsin (Asst. Strength & Conditioning Coach)
2002	Wisconsin (Strength & Conditioning Intern)

PLAYING EXPERIENCE

1998-2001	Wisconsin (Defensive Lineman)
-----------	-------------------------------

POSTSEASON EXPERIENCE

COACH	
Arkansas	2014 Texas Bowl
Wisconsin	2013 Rose Bowl
	2012 Rose Bowl
	2011 Rose Bowl
	2009 Champs Sports Bowl
	2008 Champs Sports Bowl
	2008 Outback Bowl
	2007 Capital One Bowl
	2006 Capital One Bowl
	2005 Outback Bowl
	2003 Music City Bowl
	2002 Alamo Bowl
PLAYER	
Wisconsin	2000 Sun Bowl
	2000 Rose Bowl
	1999 Rose Bowl

December and January.

Herbert was a four-year letterman on the defensive line at Wisconsin, which won two Rose Bowls during his time as a student-athlete. He holds the Wisconsin bowl record for most tackle for loss and sacks yardage and is tied for the school's bowl record for sacks after collecting 2.0 sacks for 20 yards lost in the 2000 Rose Bowl victory over Stanford.

In 2015, Herbert earned the profession's highest honor when he was named Master Strength and Conditioning Coach (MSCC) by the Collegiate Strength and Conditioning Coaches association (CSCCa). At age 36, Herbert became the youngest coach to ever earn the MSCC honor.

A native of Pittsburgh, Herbert earned his bachelor's degree from Wisconsin in 2002. He is a certified member of the National Strength and Conditioning Association (NSCA) and the CSCCa.

Herbert and his wife, Kelly, have two sons, Charlie and Thomas.





MARK TAURISANI
ASSISTANT AD OF FOOTBALL OPERATIONS

Mark Taurisani enters his third season at Arkansas. He was promoted to Assistant AD of Football Operations in 2014 and sits on the athletic department's senior staff.

As Assistant AD of Football Operations, Taurisani oversees every aspect of the Razorback football team including team travel, budget, personnel, staffing, day-to-day operations, football-related events and bowl game travel. He also serves as the football program's liaison to university administration and all other units within the athletic department.

Taurisani has served as a member of the Rose Bowl Advisory Committee since 2010.

Throughout his career, Taurisani has coordinated eight bowl trips, including Arkansas' trip to the 2014 Texas Bowl and three consecutive Rose Bowls at Wisconsin. He also organized trips to the Outback Bowl, Capital One Bowl and two Champs Sports Bowls.

Prior to Arkansas, Taurisani spent seven seasons working in football operations at Wisconsin, including the last three as the Badgers' director of football operations. He also served as football operations coordinator for two seasons after being a football operations assistant in 2006 and 2007.

Taurisani spent the summer of 2005 as a training camp assistant with the Seattle Seahawks. In that role, he helped with setup and operational duties, transportation and scheduling.

A native of Utica, N.Y., Taurisani graduated from SUNY Fredonia with a bachelor's degree in sociology/sports in 2003. At SUNY Fredonia, he was a captain on the baseball team and was a first-team all-conference performer. He earned a master's degree in sport administration from Louisville in December of 2005.



E.K. FRANKS
DIRECTOR OF RECRUITING

E.K. Franks is in his second season as Arkansas' director of recruiting. His first signing class was one of the best in program history, ranking No. 21 in the ESPN team rankings.

The 2015 class included 10 players from Arkansas - the most since 2008. Under Franks, the Razorbacks were also very successful in Florida, signing five prospects. It was the second-most Floridians in one class for Arkansas since joining the SEC in 1992. Overall, the 2015 class included seven four-star signees.

Franks came to Fayetteville with 10 years of collegiate experience, most recently serving as associate head coach and running backs coach at Southeastern Louisiana. He has coached or trained multiple professional athletes, including Wes Welker, Terence Newman and Darren Sproles, and also has extensive recruiting ties to Texas, Florida, Louisiana, Oklahoma, Kansas and Mississippi. He worked with Coach Bielema during stints at Wisconsin and Kansas State.

Franks has a keen eye for talent and a diverse background. He has experience as an assistant coach, strength coach, academic counselor and director of minority relations. In addition, he is active in youth programs and community service outreach, serving on the board of the Kansas-based non-profit S.A.F.E., Success Achieved in Future Environments, which helps mentor youth through athletics.

At Southeastern Louisiana, he tutored Xavier Roberson to multiple All-America honors as a sophomore running back and kick returner. In 2012, Roberson and Rasheed Harrell teamed to make up one of the top freshmen running back duos in the country under Franks' leadership. Before Southeastern Louisiana, Franks spent two seasons as defensive line coach and head strength coach at Delta State. There, he coached a pair of first-team All-Gulf South Conference selections in 2011.

Franks was a defensive graduate assistant at Wisconsin for two seasons while Coach Bielema was the Badgers' defensive coordinator. Prior to Wisconsin, Franks coached the defensive line at Texas State for the 2003 season and was an academic counselor and director of minority relations at Kansas State from 2001-2003.

His first collegiate coaching experience came at Kansas State, where he was a strength and conditioning coach for the football team during the 2000 season and 2001 offseason. His first coaching position was at Heritage High School in Oklahoma City, where he tutored defensive backs and was a strength coach for the school from 1996-2000.

The Wellington, Kan., native earned his bachelor's degree from Central Oklahoma in 2000 and a master's degree in adult education from Kansas State in 2002. Prior to completing his degree at Central Oklahoma, Franks was a wrestler at Oklahoma and a defensive back at Missouri State.



BOBBY ALLEN
DIRECTOR OF HIGH SCHOOL AND NFL RELATIONS

Bobby Allen is in his 18th year on the staff at Arkansas and third as director of high school and NFL relations.

Allen served two separate stints as defensive coordinator for the Razorbacks in 1998 and 2000. He has also coached the defensive line, linebackers, cornerbacks and free safeties. In 1998, Allen directed a Razorback defensive unit that ranked sixth nationally in rushing defense, 10th in turnover margin and 13th in scoring defense. In 2000, Allen helped guide a Razorback defense that allowed just 292.1 yards per game to lead the SEC and rank 12th nationally in total defense.

During the 2011 season, he oversaw a defensive tackles group that contributed 132 tackles, led by Byran Jones' 47 that ranked eighth on the team. The position group also added 9.5 tackles for loss and 11 quarterback hurries. Jones was named to the SEC All-Freshman Team. The defense ranked second in the SEC in sacks with an average of 2.85 per game that tied for eighth nationally.

Under Allen's guidance, the Razorback secondary ranked among the best units in the nation in defending the pass in 2007. Arkansas led the SEC and was second in the nation in pass efficiency defense with a rating of 97.8 and ranked second in the SEC with 20 interceptions, including 11 by Allen's cornerback unit. In addition, Michael Grant and Jerrell Norton ranked in the top four of the conference's passes defended category.

Allen began his coaching career at Colorado, where he served as a graduate assistant during the 1983 and 1984 seasons. After helping Minnesota to an Independence Bowl berth as a defensive secondary graduate assistant in 1985, Allen landed his first full-time position at Drake where he was the defensive coordinator from 1986-88.

Allen was a standout prep quarterback at Seneca Valley High School in Gaithersburg, Md., and earned the Washington, D.C., area player of the year as a senior. He also excelled in baseball and basketball. Allen went on to earn three varsity letters while playing three positions - kicker, quarterback and outside linebacker - at Virginia Tech. He earned his bachelor's degree in marketing from Virginia Tech in 1983.

Allen is married to the former Marcela Garcia. The couple has one daughter, Daniela, and three sons, Christian, Brandon and Austin. Brandon, a senior, and Austin, a sophomore, are both quarterbacks for the Razorbacks.



MATT ENGELBERT
DIRECTOR OF VIDEO

Matthew Engelbert, who has 27 years of collegiate experience, is in his third season as Arkansas' director of video.

Engelbert oversees the video department responsible for ensuring the Razorback coaches and student-athletes are able to utilize video to study themselves and opponents. He is also responsible for making film of recruits available to the coaching staff.

Engelbert has been instrumental in bringing to Fayetteville college football's first virtual reality technology that utilizes real practice footage. Arkansas is one of just a handful of schools to adopt the system from StriVR Labs, Inc. for the 2015 season. Engelbert has trained his staff, coaches and student-athletes to use the technology most effectively so the Razorbacks earn a competitive advantage on the field.

The first 24 years of Engelbert's career were spent at Iowa, where he earned conference and national recognition for leading the Hawkeyes' video department to a premier level. He was named Big Ten Conference Video Coordinator of the Year three times, most recently in 2010-11, when he also was recognized as the National Video Coordinator of the Year.

Engelbert oversaw many technological upgrades during his time at Iowa. In 2011, he headed a Big Ten committee to develop an improved standard of acquiring game video. The Hawkeyes were one of the first college football programs in the country to shoot in high definition beginning with the 2011 season. He also had Iowa ahead of the curve in 1999 when it was the first program in the nation to use Beta SX and in 2004 when the Hawkeyes adopted Smart Acquisition Technology that allowed for shooting video directly to portable drives and eliminated most tapes. In addition, he also created the Iowa Football Fan Fest.

In his 24 seasons at Iowa, the Hawkeyes claimed three Big Ten championships, won 166 games and advanced to 16 bowl games, including two Orange Bowls and one Rose Bowl. During that time, Iowa also produced 36 All-Americans, nine consensus first-team All-Americans and 77 NFL draft picks.

Engelbert earned his bachelor's degree in sports management from Iowa in 1993. He and his wife Dana, have two sons, Colin and Andrew.



PETER WEIDEN
ASSISTANT DIRECTOR OF FOOTBALL OPERATIONS

Peter Weiden is in his third year as the assistant director of football operations for the Razorbacks.

His duties include coordinating and selecting training table meals, coordinating housing for current and incoming student-athletes and representing the football program on the athletic department diversity committee.

As the director of Arkansas' football camps, he has oversight of the camp budget and organizes all aspects of the camps.

Prior to Arkansas, Weiden spent three years on the Wisconsin football staff, including two seasons as the assistant director of football operations. His responsibilities included advance team travel, coordinating community service appearances with the players, organizing the senior banquet and running summer football.

Weiden also spent time working with the Baltimore Ravens in multiple capacities, including an operations internship during the 2007 season.

Originally from Madison, Wis., Weiden received his master's in sports administration from the University of Wisconsin - La Crosse and bachelor's degree in sports management from St. Cloud State University.



ALFRED DAVIS
GRADUATE ASSISTANT - DEFENSE

Alfred Davis is in his second season as defensive graduate assistant at his alma mater after lettering for the Razorbacks from 2009-12.

During his first season as a graduate assistant, the Arkansas defense posted one of its best seasons ever. He helped the Razorbacks finish in the top 10 in both scoring and total defense for the first time since Arkansas joined the SEC in 1992. Davis worked closely with the defensive line, including two NFL Draft selections - Trey Flowers (4th round, New England) and Darius Philon (6th round, San Diego).

As a player, Davis appeared in 49 games, including the final 44 of his career, with 16 starts and collected 78 tackles, 5.0 for loss with 1.0 sack, two quarterback hurries, one pass breakup and one forced fumble. He made eight starts in his senior season and recorded 38 tackles, including 2.5 for loss, two quarterback hurries, one forced fumble and one pass breakup.

As a junior, Davis played in all 13 games and recorded 14 tackles while helping lead Arkansas to an 11-2 final record and a No. 5 ranking in the final AP poll of the year, the Razorbacks' first top-five finish since 1977. The 11 wins matched the most in school history and Arkansas finished the season with a win in the Cotton Bowl. In 2010, he made seven starts in 13 appearances and finished the season with 24 tackles, including 2.0 for loss with 1.0 sack while Arkansas won 10 games and made the program's first BCS appearance with an invitation to the Allstate Sugar Bowl. Davis also played in the Liberty Bowl as a freshman.

After his playing career, Davis interned at Fayetteville High School in 2012 and was a volunteer coach for the Fayetteville HS football team in 2013.

Davis, a native of College Park, Ga., earned his bachelor's degree in sports management with a minor in communication in 2012. He was named to the SEC Academic Honor Roll in 2010, 2011 and 2012 as well as the Athletic Department Honor Roll in the fall of 2009 and the Athletic Director's List in the fall of 2012. He was also nominated for the 2013 Brad Davis SEC Community Service Postgraduate Scholarship.



AARON HENRY
GRADUATE ASSISTANT - DEFENSE

Aaron Henry, who played five seasons for head coach Bret Bielema at Wisconsin, is in his second year as defensive graduate assistant at Arkansas.

Henry was a valuable asset to the back end of the Razorback defense in his first season as a graduate assistant. With his assistance, Arkansas became the first unranked team in college football history to post back-to-back shutouts against ranked opponents.

At Wisconsin, Henry appeared in 52 games and made 32 starts, compiling 181 tackles, including 7.0 for loss with 4.5 sacks, seven interceptions and 23 passes defended. He helped lead the Badgers to three consecutive Big Ten titles, including victories in each of the first two Big Ten Championship Games. He was part of three Wisconsin teams that became the first Big Ten program to play in the Rose Bowl three straight years since the 1976-78 seasons.

As a senior, Henry was an All-Big Ten first team performer, starting all 14 games and finishing the year with 67 tackles, including 3.0 for loss with 1.0 sack, four interceptions and seven passes defended. In 2010, he was an All-Big Ten second team selection after he collected 58 tackles, three fumble recoveries, one forced fumble, two interceptions and nine passes defended. He began his career in 2007 as an honorable mention Freshman All-American and Freshman All-Big Ten first team honoree. He sat out the 2008 season while recovering from an injury and returned in 2009 to play in all 13 games.

A native of Immokalee, Fla., Henry was a two-time Academic All-Big Ten selection. He graduated from Wisconsin with a bachelor's degree in consumer affairs in business management in 2011.



PATRICK DOHERTY
GRADUATE ASSISTANT - OFFENSE

Patrick Doherty is in his third season at Arkansas and second as a graduate assistant after serving as a quality control coach in 2013.

Doherty began working with tight ends coach Barry Lunney Jr. and the tight ends unit in the spring of 2015. He will help tutor preseason first team All-American Hunter Henry and look to improve one of the Razorbacks' most touted position groups.

During his two seasons on The Hill, the Razorback offense has steadily improved. Running back Alex Collins rushed for 1,000-plus yards in each season, becoming the first Razorback to begin his career with consecutive 1,000-yard seasons since Darren McFadden.

In 2014, Arkansas was the only FBS team in the nation to feature two backs who each rushed for 1,000 yards. The Razorbacks defeated LSU, Ole Miss and Texas for the first time in school history, winning three of their final four games including the 31-7 victory over Texas in the Texas Bowl.

Prior to joining the Razorbacks, he worked with the defensive line and tight ends during three seasons at Emporia State University. In 2012 he was the tight ends coach and helped develop first-team All-American Adam Schiltz as the Hornets won 10 games for the first time since 1989 and finished the 10-2 season with a victory in the Kanza Bowl. He served as a graduate assistant the two previous seasons, working with the tight ends in 2011 and the defensive line in 2010.

Doherty began his collegiate coaching career at St. John Fisher College as a defensive assistant in 2008 and 2009. In each of his two seasons, the Cardinals won the ECAC Bowl, completing a seven-win campaign both years. The 2009 team also finished as co-champions of the Empire 8 Conference.

Doherty's first coaching experience came at Eastridge High School, where he coached the freshman team for two seasons beginning in 2004 after graduating from Eastridge. He served as the varsity team's offensive coordinator in 2006 and 2007, with his second season resulting in the first undefeated regular season in school history and the first league championship in nearly 30 years.

Doherty graduated from St. John Fisher College with a bachelor's degree in American studies in 2010 and earned his master's degree in health, physical education and recreation in December 2012 from Emporia State.



ERIC MATEOS
GRADUATE ASSISTANT - OFFENSE

Eric Mateos is in his third season at Arkansas as offensive graduate assistant.

Mateos spent the past two seasons working closely with a Razorbacks' offensive line that has led the SEC in fewest sacks allowed both years. In addition to protecting the quarterback, Mateos has helped the offensive line become devastating run blockers.

Despite having just one senior starter up front, Arkansas was the only school in the nation to boast two 1,000-yard rushers in 2014. The Razorbacks rushed for 400-plus yards in back-to-back games and the offensive line helped pave the way for Alex Collins' 212 yard effort at Texas Tech, the ninth-best single-game rushing performance in program history.

In his first season, he helped tutor the Razorbacks' offensive line that led the SEC in fewest sacks allowed while producing a first-team All-American and two Freshman All-Americans.

Before arriving in Fayetteville, Mateos was offensive line coach and recruiting coordinator at Hutchinson Community College, a post he earned following the 2012 season. In 2012, he was the tight ends coach and assistant offensive line coach, tutoring Devonte Danzey, who was ranked as the No. 1 junior college offensive guard prospect in the country, and Solomon Normore, who signed with New Mexico. The Blue Dragons broke or tied 15 Hutchinson game or season records on offense that year, including single-season team pass completions and individual single-season passing yards, total offense, rushing yards and receptions.

Mateos began his coaching career at Southwest Baptist University as the assistant offensive line coach in 2011. That year, the Bearcats averaged 25.5 points and 376.7 yards of total offense per game while earning six victories. The offense featured a balanced attack that rushed for an average of 154.8 yards per game and averaged 221.9 yards per game passing.

Mateos transitioned into coaching after playing the 2009 and 2010 seasons at Southwest Baptist. He was the starting center and a team captain both seasons and helped lead the Bearcats to the best two-year stretch in school history. In 2010, the offense ranked third in the country with an average of 504.7 yards of total offense per game. In 2009, Southwest Baptist averaged 482.0 yards of total offense per game, totaling more than 200 yards per game rushing and passing, to rank fifth in the nation. He began his playing career with two years at Hutchinson, where the 2008 team advanced to the Region IV championship game.

Mateos earned his bachelor's degree in public relations from Southwest Baptist in 2011. He married the former Caitlin Klinzman in June 2015.





TANNER BURNS
QUALITY CONTROL - SPECIAL TEAMS

Tanner Burns is in his second season as a quality control coach working with Arkansas' special teams.

In 2014, Burns was instrumental in helping the Razorbacks' special teams improve in several areas. Arkansas finished fifth nationally in kickoff return average (25.71 yards per return) and led the SEC in punt return coverage (3.06 yards allowed per return).

Burns worked with punter Sam Irwin-Hill, who earned SEC Special Teams Player of the Week honors for the Nov. 22 win against Ole Miss. In that game, Irwin-Hill punted six times for 243 yards (40.5 avg.) and landed three inside the 20. Irwin-Hill dropped 18 of his 26 punts (69.2 percent) inside the 20 during the final five games of the season.

Burns spent the 2013 season as a coaching intern with the Oakland Raiders. He was an integral part of the Raiders' special teams, assisting with quality control, scouting reports and game plans. As a team, Oakland ranked second in the AFC and tied for third in the NFL with an average of 47.8 yards per punt.

Burns wrapped up his collegiate playing career at Ole Miss, where he played free safety and contributed on special teams and was elected team captain. He began his collegiate career at San Jose State and was an honorable mention All-WAC selection as a sophomore in 2009 after starting all 12 games and leading the team with 96 tackles in addition to recording two interceptions, one pass breakup, four forced fumbles and one fumble recovery.

The San Jose, Calif., native graduated from the University of Mississippi with a bachelor's degree in general studies while minoring in history, sociology and parks and rec management.



JOHN ROBERTS
QUALITY CONTROL - OFFENSE

John Roberts enters his first season as a quality control coach for the Razorbacks' offense.

He joins Arkansas from Central Michigan, where he served as a quality control coach and graduate assistant since 2010.

In 2014, Roberts assisted a Central Michigan offense that efficiently controlled the football game. The Chippewas offense ranked third in the MAC and 18th nationally in pass efficiency (149.55) and led the MAC in time of possession (33:24). Central Michigan won seven games and advanced to its second bowl game in three years - the 2014 Bahamas Bowl.

Roberts served as an offensive graduate assistant for Central Michigan during the 2012 season. Wide receiver Cody Wilson finished his career with 42 consecutive games with a reception and running back Zurlon Tipton rushed for 1,492 yards, ranking him fourth in the school's record book. The Chippewas won the Little Caesars Bowl, the third bowl victory in program history.

Roberts was a four-year letterwinner at wide receiver at Alma College where he never had a losing season during his career.

The Mt. Pleasant, Mich., native graduated from Alma College with a bachelor's degree in business administration in 2010. He earned his master's degree in sports administration from Central Michigan in 2013.



MICHAEL CONRAD
QUALITY CONTROL - DEFENSE

Michael Conrad is in his second season as a quality control coach working with the Razorbacks' defense.

The 2014 Arkansas defense was one of the program's best in recent memory. The unit finished in the top 10 nationally in both scoring and total defense for the first time since joining the SEC in 1992. The Razorbacks also became the first unranked team in college football history to post back-to-back shutouts of ranked opponents when they blanked No. 20 LSU and No. 8 Ole Miss. Arkansas capped off the year with a dominant 31-7 win over Texas in the AdvoCare V100 Texas Bowl.

Conrad spent the 2012 and 2013 seasons as a defensive graduate assistant at Iowa State. The Cyclones ranked third in the Big 12 in scoring defense in 2012 and capped the season in the AutoZone Liberty Bowl. Iowa State returned three interceptions for touchdowns that year, the team's highest total since 2004. In his time in Ames, Conrad helped produce three All-Big 12 defensive backs.

Conrad spent the 2011 season as assistant secondary coach at West Texas A&M. The team capped an 8-3 season with a victory in the Kanza Bowl and produced four all-conference defensive backs off a defense that led the conference in scoring defense, total defense and pass efficiency defense. In 2010, he coached outside linebackers at Aldine Senior High School in Houston.

The Dyersville, Iowa, native began his coaching career as a student assistant and manager at Iowa State, helping the Cyclones to the 2009 Insight Bowl. He graduated cum laude with a bachelor's degree in history in 2010 and maintained a 4.0 grade-point average while earning his master's degree in higher education in 2013 from Iowa State. Prior to attending Iowa State, Conrad played defensive back at Simpson College.



BRAD BICHEY
 Associate Director of
 Strength and Conditioning



COREY BICHEY
 Assistant Strength and
 Conditioning Coach



PRICE HOLMES
 Assistant Strength and
 Conditioning Coach



TENARIUS WRIGHT
 Assistant Strength and
 Conditioning Coach



DANIEL BUSH
 Assistant Recruiting
 Coordinator - Personnel




KELLY COMER
 Assistant Recruiting
 Coordinator - Operations



PAT KELLY
 Recruiting Video
 Coordinator



DANIELLE BRAZIL
 Graduate Assistant - Video



ASHLEY DOUCET
 Video Assistant



CLARINDA CARR
 Administrative Assistant
 Head Coach



LAURIE HICKS
 Administrative Assistant
 Assistant Coaches



TARA SPEER
 Administrative Assistant
 Recruiting



RETURNING PLAYERS



8

AUSTIN ALLEN

Sophomore | Quarterback
6-1 | 210
Fayetteville, Ark. | Fayetteville HS

Redshirt Freshman (2014)

Saw action in five games ... Went 8-of-16 passing for 153 yards and one rushing touchdown ... **vs. Nicholls (Sept. 6):** Was 4-of-9 passing for 72 yards, including a game-long 24-yard toss and ran in a five-yard score in the final frame ... **vs. No. 8 Ole Miss (Nov. 22):** Replaced injured brother Brandon Allen in the third quarter, going 3-of-5 passing for 65 yards and a career-long 33-yard pass in the shutout over the Rebels.

Freshman (2013)

Worked with the UA scout team while redshirting.

High School

Led Fayetteville High School to back-to-back 7A state championships and was named MVP of both championship games ... Selected as Arkansas' 2012 Gatorade Player of the Year following senior season ... Rated the 17th-ranked pro-style quarterback in the country and No. 3 player in Arkansas by 247Sports.com, and No. 3 player in the state according to Rivals.com ... Named all-state player as a senior, recording 233-of-366 passing for 3,593 yards and 29 touchdowns, and added 200 yards and 10 touchdowns rushing to lead Fayetteville to a 10-3 mark and the state title ... Selected for the Semper Fidelis All-American Bowl following senior campaign, playing with fellow UA signee Alex Collins, and started for the East Team ... Completed 270-of-420 passes, a 64.3 percent completion rate, for 4,150 yards and 46 touchdowns against just 11 interceptions as a junior ... Rushed for 300 yards and six touchdowns while leading the Bulldogs to a 12-2 record and the state crown ... Was an active member of FCA, a local youth group and also worked with local Boys & Girls Clubs ... Coached by Daryl Patton ... Received multiple scholarship offers before choosing Arkansas.

Personal

Born on Aug. 21, 1994 ... Son of Bobby and Marcela Allen ... Older brother Brandon is a quarterback for Arkansas, and father is the Razorbacks' director of high school and NFL relations ... Majoring in supply chain management ... Named to the 2014 Fall SEC Academic Honor Roll.

Career Stats

	GP/GS	PASSING							RUSHING				
		COMP	ATT	PCT	YDS	TD	INT	LNG	ATT	YDS	AVG	TD	LNG
2014	5/0	8	16	50.0	153	0	1	33	7	4	0.6	1	7
TOTAL	5/0	8	16	50.0	153	0	1	33	7	4	0.6	1	7

2014 Game-By-Game

	GS	PASSING							RUSHING				
		COMP	ATT	PCT	YDS	TD	INT	LNG	ATT	YDS	AVG	TD	LNG
at AUB													
NICH	-	4	9	44.4	72	0	1	24	4	18	4.5	1	7
at TxTECH													
NIU	-	1	1	100.0	16	0	0	16	0	0	0.0	0	0
vs TAMU													
ALA													
UGA	-	0	0	0.0	0	0	0	0	0	0	0.0	0	0
UAB	-	0	1	0.0	0	0	0	0	0	0	0.0	0	0
at MSU													
LSU													
MISS	-	3	5	60.0	65	0	0	33	3	-14	-4.7	0	0
at MIZZ													
vs TEX													
TOTAL	5/0	8	16	50.0	153	0	1	33	7	4	0.6	1	7



10

BRANDON ALLEN

Senior | Quarterback
6-2 | 210
Fayetteville, Ark. | Fayetteville HS

Junior (2014)

Started and participated in all 13 contests ... Completed the 2014 campaign going 190-of-339 passing for 2,285 yards and 20 touchdowns and added two rushing touchdowns ... Threw five interceptions, the fewest in the conference and tied for the third fewest in the FBS by a quarterback that started every game ... Twenty touchdown passes ranks No. 6 in single-season school history and tied for eighth in the conference ... Moved into sixth on the school's all-time charts with 34 career touchdown passes ... **vs. Nicholls (Sept. 6):** Completed 4-of-5 passes for 117 yards and a career-high four touchdowns, ranking tied for sixth for most single-game touchdown passes in program history ... **at Texas Tech (Sept. 13):** Went 6-of-12 passing for 61 yards and added 27 yards rushing and a rushing touchdown in the road win ... **vs. Northern Illinois (Sept. 20):** Was 15-of-22 passing for 199 yards and two touchdowns, plus a rushing touchdown in the non-conference victory ... **vs. No. 7 Alabama (Oct. 11):** Went 21-of-40 passing 246 yards and a career-long 54-yard touchdown toss ... **vs. No. 10 Georgia (Oct. 18):** Collected career-high completions (28), attempts (45) and passing yards (296), while tossing two touchdowns ... **vs. UAB (Oct. 25):** Completed 22-of-43 passes for 205 yards and a pair of scores in the win over the Blazers ... **at No. 1 Mississippi State (Nov. 1):** Connected on 22-of-43 passes for 238 yards ... **vs. No. 20 LSU (Nov. 15):** Completed 16-of-27 tosses for 169 yards in the shutout win over the Tigers ... **vs. No. 8 Ole Miss (Nov. 22):** Was 5-of-10 passing for 87 yards and a touchdown before exiting in the second frame due to injury in Arkansas' second-consecutive shutout over the Rebels ... **vs. Texas (Dec. 29):** Earned Advocare V100 Texas Bowl MVP honors in Arkansas' season finale after going 13-of-23 for 160 passing yards and two touchdown passes.

Sophomore (2013)

Appeared and started in 11 games, missing only the game at Rutgers due to an injury ... Finished first season as the starter, going 128-of-258 passing for 1,552 yards and 13 touchdowns and added 29 yards and one rushing touchdown ... Totaled 13 touchdown passes which tied for 13th on Arkansas' single-season list ... **vs. Louisiana (Aug. 31):** Opened the season recording first multiple-touchdown game of his career, going 15-of-22 passing for 230 yards and three touchdowns, earning CFPA Honorable Mention Quarterback of the Week for Sept. 2 ... **vs. Samford (Sept. 7):** Was 9-of-17 passing for 125 yards and two touchdowns in the Razorbacks' week two win ... **vs. Southern Miss (Sept. 14):** Was 2-of-5 passing for 33 yards in the first quarter before exiting the game with an injury suffered while scoring a rushing touchdown ... **vs. No. 10 Texas A&M (Sept. 28):** Returned to action to open conference play and was 17-of-36 passing for a season-high 282 yards, season-high-tying three touchdowns and a season-long 52-yard completion ... **at Ole Miss (Oct. 22):** Completed 18 passes on 32 attempts for 193 yards and two touchdowns ... **vs. Mississippi State (Nov. 23):** Was 10-of-17 passing for 114 yards and added two carries for four yards rushing ... **at No. 15 LSU (Nov. 29):** Closed the season with a season-high 19 completions on 29 attempts for 178 yards and two touchdowns.

Redshirt Freshman (2012)

Appeared in five games and made one start, finishing the season 21-of-49 passing for 186 yards and one touchdown ... **vs. Jacksonville State (Sept. 1):** Made collegiate debut in the season-opening win and was 4-of-7 passing for 33 yards with two rushes for 30 yards, including a season-long 27 yarder ... **vs. No. 1 Alabama (Sept. 15):** Earned the start and finished the game with a season-high 10 completions on 18 attempts for 60 yards.

Freshman (2011)

Worked with the UA scout team while redshirting.

High School

Joined the Razorback football program rated as the fifth-best pro-style quarterback in the nation, according to Rivals.com and the No. 3 prospect in the state by HawgSports.com ... Was honored with the Landers Award, given annually to the top prep football player in the state of Arkansas ... Led Fayetteville High School to the Arkansas Class 7A state title game in 2010, finishing the season with a 10-4 record ... Threw for 3,408 yards and 38 touchdowns as a senior, going the entire regular season without throwing an interception ... Totaled more than 10,000 passing yards in three seasons under head coach Daryl Patton as Fayetteville's starting signal caller ... Showed athleticism in final prep season by also rushing for more than 500 yards ... Ranked as a top 200 prospect nationally by Rivals.com ... Ranked as the No. 31 quarterback prospect in the nation by Scout.com ... Named NWA Media's Big Six Football Player of the Year and was selected to the AP's Arkansas Super Team as a senior ... An AHSAA All-State honoree in 2010, representing the Class 7A West Division ... Received second-team all-state honors from ArkansasVarsity.com.

Personal

Born on Sept. 5, 1992 ... Son of Bobby and Marcela Allen ... Father is the Razorbacks' director of high school and NFL relations, and younger brother, Austin, is a sophomore quarterback at Arkansas ... Graduated in 2014 with a degree in recreation and sport management ... Named to the Razorback Honor Roll for the fall of 2011 and 2012 and the SEC Fall Academic Honor Roll in 2012, 2013 and 2014.

Career Stats

	PASSING								RUSHING				
	GP/GS	COMP	ATT	PCT	YDS	TD	INT	LNG	ATT	YDS	AVG	TD	LNG
2014	13/13	190	339	56.0	2,285	20	5	54	42	0	0.0	2	21
2013	11/11	128	258	49.6	1,552	13	10	52	29	29	1.0	1	14
2012	5/1	21	49	42.9	186	1	3	30	8	-3	-0.4	0	27
TOTAL	29/25	339	646	52.5	4,023	34	18	54	79	26	0.3	3	27

2014 Game-By-Game

	GS	PASSING						RUSHING					
		COMP	ATT	PCT	YDS	TD	INT	LNG	ATT	YDS	AVG	TD	LNG
at AUB	1	18	31	58.1	175	2	1	26	4	6	1.5	0	7
NICH	1	4	5	80.0	117	4	0	50	0	0	0.0	0	0
at TxTECH	1	6	12	50.0	61	0	0	16	3	27	9.0	1	21
NIU	1	15	22	68.2	199	2	0	44	4	1	0.3	1	7
vs TAMU	1	15	27	55.6	199	1	0	44	2	-4	-2.0	0	0
ALA	1	21	40	52.5	246	1	1	54	9	5	0.6	0	14
UGA	1	28	45	62.2	296	3	2	38	5	-28	-5.6	0	4
UAB	1	15	24	62.5	205	2	0	44	1	-12	-12.0	0	0
at MSU	1	22	43	51.2	238	0	1	36	2	-3	-1.5	0	2
LSU	1	16	27	59.3	169	0	0	29	2	-7	-3.5	0	0
MISS	1	5	10	50.0	87	1	0	26	3	1	0.3	0	2
at MIZZ	1	13	30	43.3	133	2	0	23	1	1	1.0	0	1
vs TEX	1	12	23	52.2	160	2	0	36	6	13	2.2	0	10
TOTAL	13/13	190	339	56.0	2,285	20	5	54	42	0	0.0	2	21

2013 Game-By-Game

	GS	PASSING							RUSHING				
		COMP	ATT	PCT	YDS	TD	INT	LNG	ATT	YDS	AVG	TD	LNG
UL-LAF	1	15	22	68.2	230	3	0	49	4	-4	-1.0	0	3
SAMFORD	1	9	17	52.9	125	2	0	35	4	7	1.8	0	13
SoMISS	1	2	5	40.0	33	0	1	18	1	5	5.0	1	5
at RUTG		- DID NOT PLAY -											
TAMU	1	17	36	47.2	282	3	2	52	2	2	1.0	0	8
at FLA	1	17	41	41.5	164	0	1	31	2	-15	-7.5	0	0
SoCAR	1	4	12	33.3	30	0	1	20	0	0	0.0	0	0
at ALA	1	7	25	28.0	91	0	2	25	4	13	3.3	0	7
AUB	1	10	22	45.5	112	1	0	20	6	2	0.3	0	4
at MISS	1	18	32	56.3	193	2	1	31	2	20	10.0	0	14
MSU	1	10	17	58.8	114	0	1	44	2	4	2.0	0	3
at LSU	1	19	29	65.5	178	2	1	43	2	-5	-2.5	0	7
TOTAL	11/11	128	258	49.6	1,552	13	10	52	29	29	1.0	1	14

2012 Game-By-Game

	GS	PASSING							RUSHING				
		COMP	ATT	PCT	YDS	TD	INT	LNG	ATT	YDS	AVG	TD	LNG
JAX ST	-	4	7	57.1	33	0	0	17	2	30	15.0	0	27
at ULM	-	6	20	30.0	85	1	1	30	2	-20	-10.0	0	0
ALA	1	10	18	55.6	60	0	2	19	3	-19	-6.3	0	0
RUTG		- DID NOT PLAY -											
at TAMU		- DID NOT PLAY -											
at AUB		- DID NOT PLAY -											
KENT	-	0	3	0.0	0	0	0	0	1	6	6.0	0	6
MISS		- DID NOT PLAY -											
TULSA		- DID NOT PLAY -											
at SoCAR		- DID NOT PLAY -											
at MSU	-	1	1	100.0	8	0	0	8	0	0	0.0	0	0
LSU		- DID NOT PLAY -											
TOTAL	5/1	21	49	42.9	186	1	3	30	8	-3	-0.4	0	27



BRANDON ALLEN

RAZORBACK FOOTBALL

2015 RAZORBACKS

2014 REVIEW

HISTORY

RECORDS

FACILITIES

U OF A



**16****TROY ALLISON**Redshirt Freshman | Quarterback
6-1 | 185
McGregor, Texas | McGregor HS**Freshman (2014)**

Worked with the UA scout team while redshirting.

High School

Attended McGregor High School in McGregor, Texas ... Played under head coach Tim Seward.

Personal

Born on July 12, 1995 ... Son of Paul and Robbie Allison ... Majoring in recreation and sport management.

**19****ANTHONY ANTWINE**Sophomore | Tight End
6-4 | 230
Plano, Texas | Plano Senior HS**Redshirt Freshman (2014)**Participated in all 13 contests, mostly on special teams, recording one tackle and one reception ... **at No. 6 Auburn (Aug. 30):** Made a tackle on kickoff coverage in his first career game ... **vs. Nicholls (Sept. 6):** Hauled in his first career reception for a career-long 15 yards.**Freshman (2013)**

Worked with the UA scout team while redshirting.

High School

Recorded 697 total yards at Plano Senior High School ... Made 15 receptions for a total of 173 yards during his junior year ... Caught 24 passes for a total of 524 yards and one touchdown during his senior season ... Averaged 17.87 receiving yards per game over varsity career ... Coached by Jaydon McCullough.

Personal

Born on Dec. 1, 1994 ... Son of Byron and Kara Richmond ... Majoring in criminal justice.

**37****TOBY BAKER**Junior | Punter
6-3 | 202
Memphis, Tenn. | Memphis University HS**Sophomore (2014)**Appeared in two games ... **vs. UAB (Oct. 25):** Punted once for 36 yards in Arkansas' homecoming victory.**Redshirt Freshman (2013)**

Worked with the UA scout team and did not appear in any games.

Freshman (2012)

Worked with the specialists while redshirting.

High School

Started at quarterback and punter as a senior, leading Memphis University School to a district title and earning all-state accolades at punter ... Was 96-of-187 passing for 1,400 yards and 12 touchdowns and left as the school's record holder for career punt average at 39.55 ... Earned all-state recognition and was the runner-up for Mr. Football in Tennessee while breaking the school's single-season punt average record at 42.02 as a junior ... Helped lead the Owls to state titles in 2009 and 2010 ... Coached by Bobby Alston ... Also played basketball and soccer.

Personal

Born on Sept. 18, 1993 ... Son of Alicia and Donald Baker ... Majoring in finance ... Member of the SEC Fall Academic Honor Roll in 2013 and 2014.

**97****TEVIN BEANUM**Sophomore | Defensive Lineman
6-4 | 280
Forrest City, Ark. | Forrest City HS**Redshirt Freshman (2014)**Participated in 12 games ... Completed first collegiate season with 11 tackles, 2.0 tackles for loss, one forced fumble and four quarterback hurries ... **at No. 6 Auburn (Aug. 30):** Tallied one tackle and a forced fumble ... **vs. Nicholls (Sept. 6):** Posted three tackles and 0.5 for loss ... **at No. 17 Missouri (Nov. 28):** Recorded two tackles, 1.5 for loss.**Freshman (2013)**

Worked with the UA scout team while redshirting.

High School

Ranked as the No. 8 player in Arkansas by Rivals.com and the No. 9 player in the state by 247Sports.com ... Tallied 76 tackles, 7.5 for loss with 3.5 sacks, two fumble recoveries and one forced fumble as a senior while helping Forest City High School advance to the 5A state playoffs and finish with a winning record for the first time since 2009 ... First season of high school football was junior year, recording 50 tackles, including 5.0 sacks, and recovered three fumbles for the Mustangs ... Volunteered at local animal shelter while in high school ... Coached by Rich Trail.

Personal

Born on Feb. 5, 1995 ... Son of Kevin Beanum and Sandra Angelucci ... Majoring in applied exercise science ... Named to the 2014 Fall SEC Academic Honor Roll.

**68****AUSTIN BECK**Senior | Offensive Lineman
6-7 | 325
Nowata, Okla. | Nowata HS**Junior (2014)**

Saw action in seven contests mostly on special teams ... Participated in over 30 snaps and did not allow a sack ... Blocked for RBs Alex Collins and Jonathan Williams, who were the only FBS teammates to each rush for 1,000-plus yards in the 2014 season ... Helped protect QB Brandon Allen as the offensive line led the SEC with 14 sacks allowed.

Sophomore (2013)

Worked with the UA scout team and did not appear in any games.

Redshirt Freshman (2012)

Worked with the UA scout team and did not appear in any games.

Freshman (2011)

Worked with the UA scout team while redshirting.

High School

An offensive and defensive lineman for Nowata High School under head coach Eric Walkingstick ... Ranked as the 10th-best prospect in the state of Oklahoma and the No. 71 offensive tackle in the nation by Rivals.com ... Considered the No. 37 offensive tackle recruit in the nation by Scout.com ... Anchored the Ironmen to a berth in the second round of the Oklahoma Class 3A state playoffs ... Made 51 tackles as a senior, including 35 solo stops ... Made at least three tackles per game in his final high school season, with back-to-back seven-tackle outings against Sperry and Dewey ... Recognized by the Tulsa World on its 2010 All-State team ... Picked the Razorbacks after also receiving offers from Baylor, Illinois and Missouri.

Personal

Born on March 19, 1993 ... Son of Doug and Michelle Beck ... Majoring in communication.



69

CORDALE BOYD

Junior | Defensive Lineman
6-3 | 282
Memphis, Tenn. | Ridgeway HS

Sophomore (2014)

Moved from offensive line to defensive line in fall camp, appearing in six games for the Razorbacks mostly on special teams ... Did not record any statistics.

Redshirt Freshman (2013)

Saw action in nine games, making debut appearance vs. Louisiana ... Did not record any statistics.

Freshman (2012)

Worked with the UA scout team while redshirting.

High School

Leader of the offensive line at Ridgeway High School as a three-year starter ... Regarded as the No. 35 offensive guard in the nation by Rivals.com and as the 40th-best offensive guard in the country by 247Sports.com ... An all-state honoree in 2011 when Ridgeway advanced to the third round of the playoffs ... Helped the Roadrunners to a 13-1 record with an appearance in the Class 5A semifinals as a junior and was named first-team All-District 15AAA for his efforts ... Earned the starting left tackle spot as a sophomore, allowing Ridgeway to rush for more than 3,500 yards in 2009 ... Coached by Durrton Sutton ... Was teammates with Razorback junior defensive end Brandon Lewis ... Selected Arkansas over Vanderbilt, Auburn, Stanford, Duke and Miami.

Personal

Born on July 18, 1994 ... Son of Robert and Levon Boyd ... Named to the Razorback Honor Roll in the fall of 2012 ... Majoring in criminal justice.



53

ANTHONY BROWN

Sophomore | Defensive Lineman
6-3 | 270
Miami, Fla. | Killian HS

Freshman (2014)

Appeared in three games as a true freshman ... Recorded one tackle, 1.0 for loss, one pass breakup and one quarterback hurry ... **at No. 6 Auburn (Aug. 30):** Tallied one quarterback hurry and batted down a pass ... **vs. Northern Illinois (Sept. 20):** Recorded 1.0 tackle for loss in the win.

High School

Had a composite score of 76 according to 247Sports.com ... Helped Miami Killian High School to the 2013 District 16-8A championship for the first time since 2008 as the team advanced to the Region 4-8A semifinal round of the state playoffs ... Contributed 34 tackles, including 12.0 for loss with 10 sacks, on a defense that allowed an average of 11.6 points per game and had three shutouts in the 12-game season ... Played basketball for the Cougars and only played football his final two seasons ... In addition to defensive line, was also the team's kicker and punter as a junior ... Competed in regional chess competitions, earned the Science Achievement Award and volunteered at the Camillus House for the homeless in Miami ... Coached by Corey Johnson ... Chose Arkansas after receiving offers from Mississippi State, Michigan State, Cincinnati, South Florida and others.

Personal

Born on May 31, 1994 ... Son of Anthony and Beulah Brown ... Majoring in criminal justice.



18

CAMERON COLBERT

Redshirt Freshman | Wide Receiver
6-1 | 205
Little Rock, Ark. | Pulaski Academy

Freshman (2014)

Worked with the UA scout team while redshirting.

High School

Played three seasons at Pulaski Academy under head coach Kevin Kelley ... Collected 888 total receiving yards on 57 catches and tallied 10 total touchdowns ... Averaged 35.5 yards per game over career and 15.6 yards per catch.

Personal

Born on Oct. 4, 1995 ... Son of Robert and Deon Colbert ... Majoring in biology



20

DE'ANDRE COLEY

Sophomore | Defensive Back
6-1 | 202
Miami, Fla. | Northwestern HS

Redshirt Freshman (2014)

Saw action in 11 games ... Recorded 12 tackles on the season ... **vs. No. 8 Ole Miss (Nov. 22):** Posted a career-high five tackles in Arkansas' shutout over Ole Miss.

Freshman (2013)

Worked with the UA scout team while redshirting.

High School

Ranked as the No. 52 safety in the country by ESPN ... Helped Northwestern High School advance to the second round of the 6A state playoffs as a senior where the Bulls fell to the eventual state champions and ended their season with a 9-3 record ... Recorded 68 tackles, including six sacks, one interception and 12 pass breakups as the defense held opponents to an average of 12.3 points per game and allowed seven points or less in seven games, including two shutouts ... As a junior, Northwestern's defense allowed 20 points per game in an 8-2 campaign ... Also ran track, where he was a member of the state runner-up team in 2012 boasting a 10.6 100-meter dash time and took the baton for the second leg of the 4x100 relay ... Coached by Stephen Field ... Selected the Razorbacks over TCU.

Personal

Born on March 11, 1995 ... Son of Matthew Spikes and Yvonne Coley ... Majoring in communication.





3

ALEX COLLINS

Junior | Running Back

5-11 | 215

Fort Lauderdale, Fla. | South Plantation HS

Sophomore (2014)

Started twice at running back and played in 13 games ... Finished the season with 1,100 rushing yards on 204 carries, marking back-to-back 1,000-yard seasons ... Joined Darren McFadden as the only Razorbacks to ever begin their careers with back-to-back 1,000 yard seasons ... The 1,100 rushing yards, along with Jonathan Williams 1,190, gave the Razorbacks their first pair of 1,000-yard rushers since 2007 (Darren McFadden, Felix Jones) ... Williams and Collins were the only FBS teammates to each rush for 1,000-plus yards in the 2014 season ... Ranked fifth in the conference in rushing yards per game (84.6) and total rushing yards (1,100) ... Tied Williams for a team-leading 12 rushing touchdowns, good for fourth in the conference and 36th in the nation ... Teamed with Williams to become the first Arkansas running back duo to collect 10-plus rushing touchdowns since Darren McFadden (16) and Felix Jones (11) ... Moved into the No. 14 spot on the program's all-time rushing yards chart with 2,126 yards ... Pegged No. 15 in Arkansas' single-season rushing rankings ... **at No. 6 Auburn (Aug. 30):** Rushed for 68 yards on 10 carries and added one reception for five yards ... **vs. Nicholls (Sept. 6):** Ran for 132 yards on 13 carries and tallied three touchdowns in the first half in Arkansas' 73-7 win ... **at Texas Tech (Sept. 13):** Earned SEC Offensive Player of the Week and Maxwell Award Player of the Week after recording a career-best 212 rushing yards on a career-high 27 carries and found the end zone twice, including a career-long 84-yard rushing touchdown in the final frame of the Razorbacks' road non-conference victory ... **vs. No. 6 Texas A&M (Sept. 27):** Posted his third 100-yard rushing game, running 21 times for 131 yards and broke through for a 50-yard touchdown run in the second quarter ... **at No. 1 Mississippi State (Nov. 1):** Ran for 93 yards on 16 carries and eclipsed the double-digit touchdown plateau with a score against the top-ranked Bulldogs ... **vs. No. 20 LSU (Nov. 15):** Rushed 16 times for 46 yards and a touchdown in the first quarter of Arkansas' rout of the Tigers ... **vs. No. 8 Ole Miss (Nov. 22):** Posted a 23-carry, 79-yard performance, highlighted by a touchdown in the first quarter of the Razorbacks' 30-0 shutout over the Rebels ... **at No. 17 Missouri (Nov. 29):** Eclipsed the 1,000 rushing yard mark for the second consecutive season with 59 yards on the ground against the Tigers ... **vs. Texas (Dec. 29):** Racked-up 76 rushing yards in Arkansas' Advocare V100 Texas Bowl victory over the Longhorns.

Freshman (2013)

Named SEC Freshman of the Year, a Freshman All-American and to the SEC All-Freshman Team ... Became the first freshman in SEC history to begin career with three straight 100-yard rushing games and the first true freshman in FBS since Oklahoma's Adrian Peterson in 2004 ... Became the second freshman in school history, 10th true freshman in SEC history and 68th true freshman in NCAA history to reach 1,000 rushing yards, finishing the season with 1,026 on 190 carries with four touchdowns ... Added 63 yards on 11 receptions for a team-high 1,089 all-purpose yards ... Teamed with Jonathan Williams to produce Arkansas' second pair of teammates to each rush for at least 900 yards in the season ... Four 100-yard rushing games ranked second in school history among freshmen and tied for second in the nation for 2013 freshmen ... Named to Phil Steele's Midseason All-SEC Third Team ... Led all NCAA freshmen in rushing yards and ranked seventh in the SEC with an average of 85.5 rushing yards per game ... Ranked 14th in the NCAA, first among freshmen, with 382 rushing yards against ranked opponents ... Ranked second in the SEC and 13th in the country with 355 4th-quarter rushing yards, and nine rushes of 10-plus yards in the 4th quarter tied for first in the SEC and for 19th in the country ... Sixteen rushes of 10-plus yards on 2nd down tied for the conference lead and for 10th in the nation, ranked fourth in the conference and tied for 29th in the country with 25 1st-down rushes on 2nd down ... **vs. Louisiana (Aug. 31):** Debuted as a Razorback with 131 yards on 21 carries, becoming the first Arkansas freshman to top 100 rushing yards in collegiate debut since Felix Jones in 2005 ... **vs. Samford (Sept. 7):** Rushed for 172 yards and one touchdown on 24 carries, earning SEC Freshman of the Week accolades ... **vs. Southern Miss (Sept. 14):** Earned the conference's Freshman of the Week nod again the next week after a 25-carry, 115-yard, one-touchdown performance... **vs. No. 10 Texas A&M (Sept. 28):** Topped 100 yards again, finishing the game with 116 yards and one touchdown on 14 carries plus one four-yard reception ... **at No. 18 Florida (Oct. 5):** Led Arkansas in rushing and receiving with 54 yards on 13 carries and 45 yards on five catches ... **vs. No. 14 South Carolina (Oct. 12):** Rushed 10 times for 69 yards and one touchdown and caught one six-yard pass ... **vs. No. 8 Auburn (Nov. 2):** Gained 92 yards on 18 carries ... **at Ole Miss (Nov. 9):** Collected 57 yards rushing on 10 carries and also caught two passes ... **at No. 15 LSU (Nov. 29):** Eclipsed the 1,000-yard mark.

High School

Ranked as the No. 1 running back in the country, No. 5 prospect in Florida and No. 17 overall in the nation by 247Sports.com ... Tabbed as the No. 3 running back in the nation by Scout.com and as the No. 20 overall prospect in Florida and No. 13 running back in the country by Rivals.com ... Rushed for 1,400 yards and 14 touchdowns as a senior despite missing three games due to injury, helping South Plantation High School to nine wins, the district title and a berth in the 8A state playoffs ... Selected to play in the Semper Fidelis All-American Bowl following his senior season, teaming-up with fellow UA signee Austin Allen ... Named Broward County Player of the Year as a junior after rushing for 1,786 yards and 28 touchdowns as the Paladins earned seven victories and qualified for the state playoffs ... Coached by Doug Gatewood ... Also played lacrosse and ran the third leg on South Plantation's state-champion 4x100 relay ... Named the 2013 Broward County Male Athlete of the Year ... Picked Arkansas over Miami, Florida State, Florida and Wisconsin.

Personal

Born on Aug. 26, 1994 ... Son of Johnny Collins, Jr. and Andrea McDonald ... Majoring in criminal justice.

Career Stats

	GP/GS	ATT	RUSHING					RECEIVING				
			YDS	AVG	TD	LNG	REC	YDS	AVG	TD	LNG	
2014	13/2	204	1,100	5.4	12	84	3	9	3.0	0	5	
2013	12/0	190	1,026	5.4	4	55	11	63	5.7	0	30	
TOTAL	25/0	394	2,126	5.4	16	84	14	72	5.1	0	30	

2014 Game-By-Game

	GS	ATT	RUSHING					RECEIVING				
			YDS	AVG	TD	LNG	REC	YDS	AVG	TD	LNG	
at AUB	-	10	68	6.8	0	21	1	5	5.0	0	5	
NICH	1	13	131	10.1	3	33	0	0	0.0	0	0	
at TxTECH	-	27	212	7.9	2	84	0	0	0.0	0	0	
NIU	1	15	79	5.3	0	20	0	0	0.0	0	0	
vs TAMU	-	21	131	6.2	1	50	0	0	0.0	0	0	
ALA	-	6	13	2.2	0	6	1	3	3.0	0	3	
UGA	-	11	31	2.8	2	6	1	1	1.0	0	1	
UAB	-	15	82	5.5	1	23	0	0	0.0	0	0	
at MSU	-	16	93	5.8	1	42	0	0	0.0	0	0	
LSU	-	16	46	2.9	1	11	0	0	0.0	0	0	
MISS	-	23	79	3.4	1	23	0	0	0.0	0	0	
at MIZZ	-	14	59	4.2	0	16	0	0	0.0	0	0	
vs TEX	-	17	76	4.8	0	10	0	0	0.0	0	0	
TOTAL	13/2	204	1,100	5.4	12	84	3	9	3.0	0	5	

2013 Game-By-Game

	GS	ATT	RUSHING					RECEIVING				
			YDS	AVG	TD	LNG	REC	YDS	AVG	TD	LNG	
UL-LAF	-	21	131	6.2	0	17	0	0	0.0	0	0	
SAMFORD	-	24	172	7.2	1	55	0	0	0.0	0	0	
SoMISS	-	25	115	4.6	1	23	0	0	0.0	0	0	
at RUTG	-	16	63	3.9	0	19	1	9	9.0	0	9	
TAMU	-	14	116	8.3	1	38	1	4	4.0	0	4	
at FLA	-	13	54	4.2	0	28	5	45	9.0	0	30	
SoCAR	-	10	69	6.9	1	29	1	6	6.0	0	6	
at ALA	-	18	77	4.3	0	13	1	0	0.0	0	0	
AUB	-	18	92	5.1	0	18	0	0	0.0	0	0	
at MISS	-	10	57	5.7	0	13	2	-1	-0.5	0	3	
MSU	-	10	52	5.2	0	22	0	0	0.0	0	0	
at LSU	-	11	28	2.5	0	8	0	0	0.0	0	0	
TOTAL	12/0	190	1,026	5.4	4	55	11	63	5.7	0	30	



29

JARED COLLINS

Junior | Defensive Back
5-11 | 172
Tulsa, Okla. | Booker T. Washington HS

Sophomore (2014)

Started in 12 of 13 games he participated in ... Finished the season with 53 tackles, 4.0 for a loss and one sack for negative 18 yards ... Tallied one forced fumble and 13 pass breakups, tied for the conference lead and tied for 12th nationally ... **vs. Northern Illinois (Sept. 20):** Tallied six tackles, four solo, and two pass breakups in Arkansas' victory over the Huskies... **vs. No. 6 Texas A&M (Sept. 27):** Posted six tackles and one batted down pass... **vs. No. 20 LSU (Nov. 15):** Recorded seven stops and a career-high four pass breakups in the Razorbacks' shutout over the Tigers ... **at No. 17 Missouri (Nov. 28):** Collected a career-high ten tackles, eight solo, and one forced fumble.

Redshirt Freshman (2013)


Appeared in 11 games with starts in the final two games of the season, vs. Mississippi State and at No. 15 LSU ... Recorded 27 tackles, including 1.0 for loss, and led the team with five special teams tackles ... Registered two pass breakups, one interception and one forced fumble ... **vs. No. 14 South Carolina (Oct. 12):** Recorded two tackles and first-career pass breakup ... **at No. 1 Alabama (Oct. 19):** Made three tackles, all solo, that included 1.0 for loss ... **vs. No. 8 Auburn (Nov. 2):** Recorded two tackles and one forced fumble ... **vs. Mississippi State (Nov. 23):** Made first career start and recorded five tackles, one pass breakup and first-career interception ... **vs. No. 15 LSU (Nov. 29):** Recorded a season-high six tackles.

Freshman (2012)

Worked with the UA scout team while redshirting.

High School

Made an impact in all three phases at Booker T. Washington High School and was ranked the 63rd-best cornerback prospect in the nation by 247Sports.com ... During his senior season, he made 79 tackles while catching 11 passes for 227 yards and two touchdowns, rushing 17 times for 203 yards and two touchdowns and returning five punts for 92 yards ... Made 21 tackles and intercepted three passes while helping Booker T. Washington to the 2010 5A state championship ... The Hornet defense did not allow its opponent to score in seven of the 14 games and allowed just 114 total points during the 13-1 season ... Coached by Darrell Hall ... Chose the Razorbacks after also receiving interest from Kansas, Oklahoma and Oklahoma State.



JARED COLLINS

Personal

Born on May 10, 1994 ... Son of Mickey and Valoria Collins ... Named an Academic Champion after posting a 4.0 GPA in the fall of 2012 ... Was a member of the SEC Fall Academic Honor Roll in 2013 and 2014 ... Majoring in applied exercise science.

Career Stats

	GS	UA	A	ToT	TFL-YDS	SCK-YDS	FF	FR-YDS	INT-YDS	QBH	BRUP
2014	13/12	39	14	53	4.0-23	1.0-18	1	0-0	0-0	0	13
2013	11/2	13	14	27	1.0-1	0.0-0	1	0-0	1-0	0	2
TOTAL	24/14	52	28	80	5.0-24	1.0-18	2	0-0	1-0	0	15

2014 Game-By-Game

	GS	UA	A	ToT	TFL-YDS	SCK-YDS	FF	FR-YDS	INT-YDS	QBH	BRUP
at AUB	1	2	1	3	0.0-0	0.0-0	0	0-0	0-0	0	0
NICH	1	0	0	0	0.0-0	0.0-0	0	0-0	0-0	0	0
at TxTECH	-	0	1	1	0.0-0	0.0-0	0	0-0	0-0	0	0
NIU	1	4	2	6	0.0-0	0.0-0	0	0-0	0-0	0	2
vs TAMU	1	4	2	6	0.0-0	0.0-0	0	0-0	0-0	0	1
ALA	1	3	2	5	1.0-3	0.0-0	0	0-0	0-0	0	0
UGA	1	2	0	2	0.0-0	0.0-0	0	0-0	0-0	0	0
UAB	1	3	1	4	3.0-20	1.0-18	0	0-0	0-0	0	1
at MSU	1	3	0	3	0.0-0	0.0-0	0	0-0	0-0	0	0
LSU	1	5	2	7	0.0-0	0.0-0	0	0-0	0-0	0	4
MISS	1	2	0	2	0.0-0	0.0-0	0	0-0	0-0	0	3
at MIZZ	1	8	2	10	0.0-0	0.0-0	1	0-0	0-0	0	1
vs TEX	1	3	1	4	0.0-0	0.0-0	0	0-0	0-0	0	1
TOTAL	13/12	39	14	53	4.0-23	1.0-18	1	0-0	0-0	0	13

2013 Game-By-Game

	GS	UA	A	ToT	TFL-YDS	SCK-YDS	FF	FR-YDS	INT-YDS	QBH	BRUP
UL-LAF	-	2	1	3	0.0-0	0.0-0	0	0-0	0-0	0	0
SAMFORD	-	1	0	1	0.0-0	0.0-0	0	0-0	0-0	0	0
SoMISS	-	0	0	0	0.0-0	0.0-0	0	0-0	0-0	0	0
at RUTG	-	-	-	-	-	-	-	-	-	-	-
TAMU	-	1	0	1	0.0-0	0.0-0	0	0-0	0-0	0	0
at FLA	-	2	0	2	0.0-0	0.0-0	0	0-0	0-0	0	0
SoCAR	-	0	2	2	0.0-0	0.0-0	0	0-0	0-0	0	1
at ALA	-	3	0	3	1.0-1	0.0-0	0	0-0	0-0	0	0
AUB	-	1	1	2	0.0-0	0.0-0	1	0-0	0-0	0	0
at MISS	-	0	2	2	0.0-0	0.0-0	0	0-0	0-0	0	0
MSU	1	1	4	5	0.0-0	0.0-0	0	0-0	1-0	0	1
at LSU	1	2	4	6	0.0-0	0.0-0	0	0-0	0-0	0	0
TOTAL	11/2	13	14	27	1.0-1	0.0-0	1	0-0	1-0	0	2



45

TYLER COLQUITT

Redshirt Freshman | Fullback
5-10 | 241
Little Rock, Ark. | Pulaski Academy

Freshman (2014)

Worked with the UA scout team while redshirting.

High School

Played linebacker and running back four seasons at Pulaski Academy under head coach Kevin Kelley, collecting 211 solo tackles in 54 games played during his career ... Added three sacks, four interceptions and caused four fumbles ... Named an Arkansas Democrat-Gazette All-Arkansas selection in 2013 ... Recorded 74 unassisted tackles, 29 assisted tackles, three sacks and two interceptions and rushed 38 times for 374 yards (9.47 yards per carry) and seven touchdowns in his senior season.

Personal

Born on Sept. 26, 1995 ... Son of Eddie and Rhonda Colquitt ... Majoring in pre-business.

RAZORBACK FOOTBALL

2015 RAZORBACKS

2014 REVIEW

HISTORY

RECORDS

FACILITIES

U OF A



MEET THE RETURNERS



1

JARED CORNELIUS

Sophomore | Wide Receiver
5-11 | 202
Shreveport, La. | Evangel Christian Academy

Freshman (2014)

Appeared in all 13 contests ... Recorded 212 yards on 18 receptions with a long catch of 38 yards in first collegiate campaign ... Took over punt-return duties and tallied 91 yards on nine carries ... **vs. Nicholls (Sept. 6):** Registered first career catch and score on a 38-yard toss, tallying 51 yards on the day ... **at No. 1 Mississippi State (Nov. 1):** Hauled in 39 yards on two receptions, including a game-long 23-yard catch ... **vs. No. 17 Missouri (Nov. 28):** Recorded a career-long 35-yard punt return to the Tiger's 31-yard line, setting up an Arkansas touchdown on the ensuing drive.

High School

A three-star prospect according to ESPN, Rivals.com and Scout.com ... Ranked as the No. 23 prospect from Louisiana and the No. 89 wide receiver in the nation by Rivals ... The No. 47 prospect in the state according to 247Sports.com ... Helped Evangel Christian Academy win the District 1-3A championship and advance to the Louisiana Division II state semifinals during his senior season ... In 2013, he had 71 receptions for 1,189 yards and 16 touchdowns ... The team achieved winning seasons during Cornelius' career finishing 10-2 in 2013 and 12-3 in 2012 ... Tallied 90 receptions for 1,585 yards and 18 touchdowns in 2012 ... Coached by Byron Dawson and Phillip Dees ... Chose Arkansas over offers from Missouri, Tennessee, Houston, TCU and San Diego State ... Enrolled in January 2014 and participated in spring practices.

Personal

Born on March 27, 1996 ... Son of Shannon and Sylvia Cornelius ... Majoring in recreation and sport management.

2014 Game-By-Game

	RECEIVING						PUNT RETURNS					
	GS	REC	YDS	AVG	TD	LNG	NO	YDS	AVG	TD	LNG	
at AUB	-	0	0	0.0	0	0	0	0	0.0	0	0	
NICH	-	2	51	25.5	1	38	2	0	0.0	0	0	
at TxTECH	-	0	0	0.0	0	0	0	0	0.0	0	0	
NIU	-	2	15	7.5	1	10	0	0	0.0	0	0	
vs TAMU	-	2	22	11.0	0	15	0	0	0.0	0	0	
ALA	-	0	0	0.0	0	0	0	0	0.0	0	0	
UGA	-	4	38	9.5	0	14	0	0	0.0	0	0	
UAB	-	0	0	0.0	0	0	0	0	0.0	0	0	
at MSU	-	2	39	19.5	0	23	2	11	5.5	0	7	
LSU	-	1	18	18.0	0	18	2	13	6.5	0	9	
MISS	-	0	0	0.0	0	0	0	0	0.0	0	0	
at MIZZ	-	2	13	6.5	0	7	2	40	20.0	0	35	
vs TEX	-	3	19	6.3	0	11	1	27	27.0	0	27	
TOTAL	13/0	18	212	11.8	2	38	9	91	10.1	0	35	



JARED CORNELIUS



59

MARCUS DANENHAUER

Senior | Offensive Lineman
6-4 | 312
Bentonville, Ark. | Bentonville HS

Junior (2014)

Saw action in three contests ... Participated in over 25 snaps and blocked for RBs Alex Collins and Jonathan Williams, who were the only FBS teammates to each rush for 1,000-plus yards in the 2014 season.

Sophomore (2013)

Worked with the UA scout team and did not appear in any games.

Redshirt Freshman (2012)

Worked with the UA scout team and did not appear in any games.

Freshman (2011)

Worked with the UA scout team while redshirting.

High School

Part of the 2010 Bentonville High School state championship team, playing for Barry Lunney, Sr. ... Ranked as the eighth-best recruit in the state by HawqSports.com, while Rivals.com ranked him as the No. 45 offensive guard prospect in the nation ... Ranked No. 86 at his position by Scout.com ... Concluded career having been a part of two Class 7A state championship squads, with Bentonville High School also securing the 2008 title ... Part of a Bentonville offensive line that blocked for a 1,500-yard rusher as a senior ... Was honored as a first-team member of ArkansasVarsity.com's All-State team as a first-team Class 7A West All-State selection by the AHSAA.

Personal

Born on Feb. 23, 1993 ... Son of Rick and Brenda Kyle ... Majoring in physical education ... Named to the SEC Fall Academic Honor Roll in 2012 and 2013 ... Brother Aaron played college ball at Tulsa and grandfather Bill played for the Denver Broncos.



39

JUAN DAY

Redshirt Freshman | Running Back
6-1 | 206
North Little Rock, Ark. | North Little Rock HS

Freshman (2014)

Worked with the UA scout team while redshirting.

High School

Was a three-star prospect according to ESPN, Rivals.com, Scout.com and 247Sports.com ... The No. 3 prospect from Arkansas and the No. 40 running back in the nation according to Rivals ... Had a scouting grade of 85 and was ranked No. 8 in Arkansas and the No. 61 running back in the country by 247Sports ... Named to the Hawqs247 all-state team ... North Little Rock finished the 2013 season 10-3, won the conference title and advanced to the semifinal round of the Arkansas 7A state playoffs ... Rushed 39 times for 320 yards and had three touchdowns, in addition to catching four passes for 85 yards and one touchdown in three games before sustaining an injury ... In 2012, North Little Rock had another winning season of 10-2, including going undefeated in conference play, and made another trip to the state semifinals behind Day's 915 rushing yards and 13 touchdowns ... Coached by Brad Bolding ... Chose Arkansas following his junior season.

Personal

Born on Jan. 17, 1996 ... Son of Roosevelt and Wynola Day ... Majoring in recreation and sport management.



2

DJ DEAN

Junior | Defensive Back
5-11 | 202
Newton, Texas | Newton HS

Sophomore (2014)

Started six of 13 games he appeared in ... Tallied 23 tackles, five breakups and two interceptions ... Held punt return duties, racking-up 121 yards on 11 returns, including a season-long 63-yard scamper ... **vs. Nicholls (Sept. 6):** Collected first-career interception and recorded a career-long 63-yard kickoff return in Arkansas' 73-7 home-opener ... **at Texas Tech (Sept. 13):** Registered three tackles and one pass breakup in Arkansas' non-conference victory ... **vs. No. 20 LSU (Nov. 15):** Posted three tackles and batted down a pass in Arkansas' shutout over the Tigers ... **at No. 17 Missouri (Nov. 28):** Recorded second career interception in the Razorbacks' regular-season finale.

Freshman (2013)

Appeared in all 12 games as a true freshman and started the final two games vs. Mississippi State and at No. 15 LSU ... Finished the year with nine tackles and four pass breakups ... **vs. Southern Miss (Sept. 14):** Made his first career tackle and pass breakup in Arkansas' 24-3 win ... **at Ole Miss (Nov. 9):** Recorded two tackles and one pass breakup ... **vs. Mississippi State (Nov. 23):** Registered a pair of tackles and one pass breakup ... **at No. 15 LSU (Nov. 29):** Ended season with a career-high three tackles and one pass breakup.

High School

Was an impact player on both sides of the ball at Newton High School, playing cornerback and quarterback ... Named district MVP after leading the Eagles to the semifinal round of the state playoffs and a 13-1 final record ... Recorded 34 tackles, four interceptions and one forced fumble and also passed for 1,062 yards and 11 touchdowns while rushing for 1,014 yards and 20 touchdowns ... Made 46 tackles and five interceptions while passing for 1,280 yards and eight touchdowns and rushed for 672 yards and eight touchdowns as a junior ... Coached by W.T. Johnston ... Selected Arkansas over offers from Baylor and Utah.

Personal

Born on Jan. 28, 1995 ... Son of Dale and Beverly Dean ... Majoring in broadcast journalism.

Career Stats

	GS	UA	A	ToT	TFL-YDS	SCK-YDS	FF	FR-YDS	INT-YDS	QBH	BRUP
2014	13/6	11	12	23	0.0-0	0.0-0	0	0-0	2-9	0	5
2013	12/2	5	4	9	0.0-0	0.0-0	0	0-0	0-0	0	4
TOTAL	25/8	16	16	32	0.0-0	0.0-0	0	0-0	2-9	0	9

2014 Game-By-Game

	GS	UA	A	ToT	TFL-YDS	SCK-YDS	FF	FR-YDS	INT-YDS	QBH	BRUP
at AUB	-	0	0	0	0.0-0	0.0-0	0	0-0	0-0	0	0
NICH	-	1	0	1	0.0-0	0.0-0	0	0-0	1-9	0	0
at TxTECH	-	1	2	3	0.0-0	0.0-0	0	0-0	0-0	0	1
NIU	-	1	0	1	0.0-0	0.0-0	0	0-0	0-0	0	0
vs TAMU	-	1	1	2	0.0-0	0.0-0	0	0-0	0-0	0	0
ALA	-	0	0	0	0.0-0	0.0-0	0	0-0	0-0	0	0
UGA	-	0	3	3	0.0-0	0.0-0	0	0-0	0-0	0	0
UAB	1	0	1	1	0.0-0	0.0-0	0	0-0	0-0	0	1
at MSU	1	1	1	2	0.0-0	0.0-0	0	0-0	0-0	0	1
LSU	1	1	2	3	0.0-0	0.0-0	0	0-0	0-0	0	1
MISS	1	2	1	3	0.0-0	0.0-0	0	0-0	0-0	0	0
at MIZZ	1	1	0	1	0.0-0	0.0-0	0	0-0	1-0	0	1
vs TEX	1	2	1	3	0.0-0	0.0-0	0	0-0	0-0	0	0
TOTAL	13/6	11	12	23	0.0-0	0.0-0	0	0-0	2-9	0	5

2013 Game-By-Game

	GS	UA	A	ToT	TFL-YDS	SCK-YDS	FF	FR-YDS	INT-YDS	QBH	BRUP
UL-LAF	-	0	0	0	0.0-0	0.0-0	0	0-0	0-0	0	0
SAMFORD	-	0	0	0	0.0-0	0.0-0	0	0-0	0-0	0	0
SoMISS	-	0	1	1	0.0-0	0.0-0	0	0-0	0-0	0	1
at RUTG	-	0	0	0	0.0-0	0.0-0	0	0-0	0-0	0	0
TAMU	-	0	1	1	0.0-0	0.0-0	0	0-0	0-0	0	0
at FLA	-	0	0	0	0.0-0	0.0-0	0	0-0	0-0	0	0
SoCAR	-	0	0	0	0.0-0	0.0-0	0	0-0	0-0	0	0
at ALA	-	0	0	0	0.0-0	0.0-0	0	0-0	0-0	0	0
AUB	-	0	0	0	0.0-0	0.0-0	0	0-0	0-0	0	0
at MISS	-	2	0	2	0.0-0	0.0-0	0	0-0	0-0	0	1
MSU	1	1	1	2	0.0-0	0.0-0	0	0-0	0-0	0	1
at LSU	1	2	1	3	0.0-0	0.0-0	0	0-0	0-0	0	1
TOTAL	12/2	5	4	9	0.0-0	0.0-0	0	0-0	0-0	0	4



25

MATT DODSON

Sophomore | Defensive Back
5-10 | 202
McKinney, Texas | Boyd HS

Redshirt Freshman (2014)

Saw action in Arkansas' 73-7 home-opening win over Nicholls ... Did not record any statistics.

Freshman (2013)

Worked with the UA scout team while redshirting.

High School

Recorded 89 solo tackles at McKinney Boyd High School ... Made 10.0 tackles for loss during his senior year when the Broncos earned a 6-5 record and a berth in the 10-5A bi-district playoffs ... Averaged 6.8 tackles per game over career ... Coached by Don Drake.

Personal

Born on July 3, 1994 ... Son of Scott and Julianne Dodson ... Majoring in pre-business ... Named to the 2014 Fall SEC Academic Honor Roll.



6

KENDRICK EDWARDS

Sophomore | Wide Receiver
6-5 | 212
Miami, Fla. | Norland HS

Freshman (2014)

Participated in 11 games as a true freshman ... Tallied 70 yards on four receptions, one touchdown and a long reception of 28 yards ... **vs. Nicholls (Sept. 6):** Hauled in one reception for 24 yards in Arkansas' home-opening win ... **vs. No. 6 Texas A&M (Sept. 27):** Captured one catch for 28 yards ... **vs. No. 10 Georgia (Oct. 18):** Recorded first-career touchdown as a Razorback on a four-yard fade.

High School

Ranked as the No. 75 wide receiver in the nation by Scout.com ... A three-star prospect by Scout, ESPN and 247Sports.com ... The No. 92 wide receiver in the country and the No. 94 overall prospect from Florida according to 247Sports.com ... As a senior, made 20 catches for 300 yards and six touchdowns while also playing quarterback in the Vikings' Wing-T offense ... In 2012, Miami Norland won eight games, including a four-game win streak that led to the regional semifinals, and caught 30 passes for 534 yards and 11 touchdowns ... Caught 45 passes for 715 yards and 15 touchdowns for the Vikings' undefeated 5A state champion team in 2011 ... Played basketball and was an honor roll student while volunteering at Optimist Park and Sun Life Stadium ... Coached by Daryle Heidelberg ... Chose Arkansas over offers from Auburn, South Carolina, Louisville, Rutgers and Syracuse.

Personal

Born on Sept. 23, 1994 ... Son of Kendrick Edwards and Unica Holder ... Undecided on a major.

RAZORBACK FOOTBALL

2015 RAZORBACKS

2014 REVIEW

HISTORY

RECORDS

FACILITIES

U OF A





51

BROOKS ELLIS

Junior | Linebacker
6-2 | 242
Fayetteville, Ark. | Fayetteville HS

Sophomore (2014)

Started and participated in 11 games, missing only the Georgia and UAB contests due to injury ... Posted 72 tackles, 5.5 for a loss and 0.5 sacks ... Ranked second on the team in tackles with 72 ... Tied for a team-leading two interceptions and posted the second-most pass breakups for a non-defensive back (5) ... Forced two fumbles ... **at No. 6 Auburn (Aug. 30):** Collected eight tackles, including a career-high 2.5 tackles for loss ... **at Texas Tech (Sept. 13):** Registered eight tackles, broke-up a career-high four passes and forced a fumble in the non-conference road win ... **vs. No. 7 Alabama (Oct. 11):** Posted eight tackles, six solo and a quarterback hurry ... **at No. 1 Mississippi State (Nov. 1):** Returned to action after missing two games due to injury, recording a career-high 12 tackles and notched his first-career interception ... **vs. No. 8 Ole Miss (Nov. 14):** Registered six tackles and collected his second interception of the season in the Razorbacks' 30-0 shutout of Ole Miss.

Freshman (2013)

Saw action in all 12 games and started the last four games as a true freshman ... Totaled 33 tackles, 2.0 for loss, with 0.5 sack, and one pass breakup ... **vs. Southern Miss (Sept. 14):** Tallied first career tackle in the 24-3 win ... **vs. No. 8 Auburn (Nov. 2):** Made first career start and registered six tackles, including 0.5 for loss with 0.5 sack ... **at Ole Miss (Nov. 9):** Had a career-high 11 tackles and one pass breakup ... **vs. Mississippi State (Nov. 23):** Made three tackles and 0.5 tackle for loss ... **at No. 15 LSU (Nov. 29):** Ended season with 10 tackles, including 1.0 for loss.

High School

Helped lead Fayetteville High School to back-to-back 7A state championships in his last two years and was named the state's Defensive Player of the Year in each ... Ranked as the No. 4 player in Arkansas by Rivals.com and 247Sports.com, and was rated 24th in the country at his position by 247Sports and 42nd by Rivals ... Named to the all-state team as a senior despite missing the first two games after he registered 114 tackles, 16.0 for loss with 4.0 sacks, four forced fumbles, two pass breakups and one fumble recovery on the way to the state title ... Following his junior season, he was also named the Little Rock Touchdown Club's 7A Player of the Year after recording 86 tackles, 22.5 for loss with 13.5 sacks, 19 quarterback hurries, two forced fumbles and two pass breakups at linebacker as the Bulldogs finished 12-2 and won the state title ... As a sophomore, he recorded 87 tackles, 43 assists, five tackles for loss, five pass breakups and two forced fumbles as a safety for the Class 7A state runners-up ... Named the 2010 Arkansas Democrat-Gazette Sophomore Defensive Player of the Year as a sophomore ... He served as student body treasurer at Fayetteville and also was a member of FCA and the National Honor Society ... Coached by Daryl Patton ... Chose Arkansas over multiple other offers.

Personal

Born on Jan. 15, 1995 ... Son of Kelly and Shelley Ellis ... Majoring in pre-professional exercise science ... Named to the 2014 Fall SEC Academic Honor Roll.

Career Stats

	GS	UA	A	ToT	TFL-YDS	SCK-YDS	FF	FR-YDS	INT-YDS	QBH	BRUP
2014	11/11	29	43	72	5.5-13	0.5-4	2	0-0	2-63	2	5
2013	12/4	12	21	33	2.0-3	0.5-1	0	0-0	0-0	0	1
TOTAL	23/15	41	64	105	7.5-16	1.0-5	2	0-0	2-63	2	6

2014 Game-By-Game

	GS	UA	A	ToT	TFL-YDS	SCK-YDS	FF	FR-YDS	INT-YDS	QBH	BRUP
at AUB	1	6	2	8	2.5-4	0.0-0	0	0-0	0-0	0	0
NICH	1	1	3	4	0.0-0	0.0-0	0	0-0	0-0	0	0
at TxTECH	1	4	4	8	1.0-2	0.0-0	1	0-0	0-0	0	4
NIU	1	0	4	4	0.0-0	0.0-0	0	0-0	0-0	0	0
vs TAMU	1	3	4	7	0.0-0	0.0-0	0	0-0	0-0	0	0
ALA	1	2	6	8	0.0-0	0.0-0	0	0-0	0-0	1	0
UGA	- DID NOT PLAY -										
UAB	- DID NOT PLAY -										
at MSU	1	6	6	12	0.0-0	0.0-0	0	0-0	1-27	0	0
LSU	1	1	4	5	0.5-1	0.0-0	0	0-0	0-0	0	0
MISS	1	2	4	6	1.0-2	0.0-0	0	0-0	1-36	0	1
at MIZZ	1	3	3	6	0.0-0	0.0-0	0	0-0	0-0	0	0
vs TEX	1	1	3	4	0.5-4	0.5-4	1	0-0	0-0	1	0
TOTAL	11/11	29	43	72	5.5-13	0.5-4	2	0-0	2-63	2	5

2013 Game-By-Game

	GS	UA	A	ToT	TFL-YDS	SCK-YDS	FF	FR-YDS	INT-YDS	QBH	BRUP
UL-LAF	-	0	0	0	0.0-0	0.0-0	0	0-0	0-0	0	0
SAMFORD	-	0	0	0	0.0-0	0.0-0	0	0-0	0-0	0	0
SoMISS	-	0	1	1	0.0-0	0.0-0	0	0-0	0-0	0	0
at RUTG	-	1	0	1	0.0-0	0.0-0	0	0-0	0-0	0	0
TAMU	-	0	1	1	0.0-0	0.0-0	0	0-0	0-0	0	0
at FLA	-	0	0	0	0.0-0	0.0-0	0	0-0	0-0	0	0
SoCAR	-	0	0	0	0.0-0	0.0-0	0	0-0	0-0	0	0
at ALA	-	0	0	0	0.0-0	0.0-0	0	0-0	0-0	0	0
AUB	1	1	5	6	0.5-1	0.5-1	0	0-0	0-0	0	0
at MISS	1	7	4	11	0.0-0	0.0-0	0	0-0	0-0	0	1
MSU	1	1	2	3	0.5-1	0.0-0	0	0-0	0-0	0	0
at LSU	1	2	8	10	1-1	0.0-0	0	0-0	0-0	0	0
TOTAL	12/4	12	21	33	2.0-3	0.5-1	0	0-0	0-0	0	1



BROOKS ELLIS



56

MATT EMRICH
Junior | Long Snapper / Holder
6-3 | 191
El Dorado, Ark. | El Dorado HS

Sophomore (2014)

Saw action in all 13 games as the Razorbacks' holder ... Was an important aspect of the PAT and field goal units as sophomore kicker Adam McFain went 20-of-20 on PAT attempts and knocked through a season-long 49-yard field goal.

Redshirt Freshman (2013)

Saw action in all 12 games as Arkansas' holder ... Was a crucial element of the field goal and PAT units as kicker Zach Hocker capped one of the most impressive careers in SEC history ... Hocker was named second-team All-SEC after he was one of 34 kickers in the country perfect on PATs, and was 13-of-15 on field goal attempts with a long of 54 yards.

Freshman (2012)

Worked with the specialists while redshirting.

High School

In his three years playing for El Dorado High School, the Wildcats put together a record of 37-3 and won the 6A state championship each year ... Started at wide receiver and long snapper as a senior, helping El Dorado to a 13-1 final record ... Played soccer and broke the state record for goals scored in a career ... Recognized as academic all-conference his final three years ... Coached by Scott Reed.

Personal

Born on May 17, 1994 ... Son of Lou Anne and Marc Emrich ... Majoring in accounting.



35

DWAYNE EUGENE
Sophomore | Linebacker
6-1 | 235
Marrero, La. | Archbishop Rummel HS

Freshman (2014)

Saw action in all 13 contests ... Tallied six tackles as a true freshman ... Played mostly on special teams, picking-up two tackles on kickoff coverage ... **vs. Nicholls (Sept. 6):** Posted three tackles in Arkansas' home-opening win.

High School

A three-star according to ESPN, Rivals.com, Scout.com and 247Sports.com ... Received a grade of 86 from Scout and was ranked as the No. 32 prospect from Louisiana and the No. 69 safety prospect in the country by 247Sports ... Was a team captain and three-year starter ... Led Archbishop Rummel High School to back-to-back Division I state championships in 2012 and 2013 ... During his three seasons, the Raiders put together a 36-5 record, including 16-0 in 2012 ... Recorded 73 tackles, five fumble recoveries and two interceptions in his senior season ... Collected 94 tackles, three fumble recoveries, three interceptions and scored two touchdowns as a junior ... In first season as a starter, he made 74 tackles, four interceptions, three fumble recoveries and scored three touchdowns for a 10-2 season that ended in the quarterfinal round of the state playoffs ... A member of the basketball and track and field teams ... Volunteered with the Special Olympics and helped special needs children learn to swim working with JoJo's Hope ... Coached by Jay Roth ... Chose Arkansas after receiving offers from Arizona, Tulane, Western Kentucky and South Alabama.

Personal

Born on June 11, 1996 ... Son of Dwayne and Natasha Eugene ... Majoring in management ... Named to the Freshman SEC Honor Roll.



25

DENZELL EVANS
Sophomore | Running Back
5-11 | 222
Houston, Texas | Bellaire HS

Redshirt Freshman (2014)

Appeared in nine contests, providing depth at running back and contributing on special teams ... Registered 36 rushing yards on seven carries ... **vs. Nicholls (Sept. 6):** Logged five carries for 34 yards and a career-long 12-yard rush.

Freshman (2013)

Worked with the UA scout team while redshirting.

High School

Was a three-year starter at Bellaire High School, rushing for 2,350 yards and 26 touchdowns in his career ... Named first-team all-district after his senior season, rushing for 1,147 yards and 16 touchdowns to lead Bellaire into the 5A Division I state playoffs ... As a junior, he averaged 7.4 yards per carry, totaling 997 yards on 135 rushes and scored 11 touchdowns while the Cardinals won seven games and qualified for the state playoffs ... Gained 711 yards and scored eight touchdowns as a sophomore, when Bellaire played in the first round of the state playoffs ... Coached by Trey Hermann and Trey Sissom ... Selected Arkansas over offers from Arizona State, Kansas State, Michigan State and Houston, among others.

Personal

Born on Sept. 24, 1994 ... Son of Carlis and Sharon Evans ... Majoring in criminal justice.



16

CORNELIUS FLOYD
Sophomore | Defensive Back
5-11 | 172
Miami, Fla. | Gulliver Prep

Freshman (2014)

Appeared in nine games as a true freshman cornerback ... Registered four tackles and one pass breakup on the year ... Saw action on Arkansas' special teams, tallying two tackles on kickoff coverage ... **vs. Northern Illinois (Sept. 20):** Posted a career-high two tackles in the victory.

High School

Earned a three-star rating as a versatile athlete who excelled at wide receiver and cornerback in high school ... Scout.com ranked him as the No. 85 cornerback in the country, while 247Sports.com Composite rankings tabbed him as the 133rd-best wide receiver in the nation ... Recorded 45 tackles, including 25 solo, and seven interceptions with two of those returned for touchdowns while helping Gulliver Prep advance to the regional semifinal round of the 4A state playoffs in his senior year ... Named to the all-state academic team and earned first-team all-state honors and first team All-Dade honors ... Made 40 tackles and two interceptions, scoring a total of four touchdowns, including two on kickoff returns, to help lead the Raiders to the regional finals as a junior ... Also participated in basketball and track and field ... Coached by Earl Sims ... Chose the Razorbacks over Oklahoma, Virginia, Cincinnati, UCF and Pittsburgh.

Personal

Born on Jan. 1, 1995 ... Son of Nelson and Audrey Floyd.



MEET THE RETURNERS



26 **ROHAN GAINES**
 Senior | Defensive Back
 5-11 | 195
 Bainbridge, Ga. | Bainbridge HS

Junior (2014)

Started in 10 of 12 games participated in ... Posted 59 tackles, 1.0 for loss, on the season ... Added one forced fumble, one fumble recovery and five pass breakups ... **at No. 6 Auburn (Aug. 30):** Registered eight tackles, seven solo in the season-opener ... **at No. 1 Mississippi State (Nov. 1):** Racked-up seven tackles and a pass breakup against the top-ranked Bulldogs ... **vs. No. 8 Ole Miss (Nov. 22):** Returned an interception 100 yards for a touchdown, tying for the longest interception return in school history, in Arkansas' 30-0 shutout over Ole Miss ... **at No. 17 Missouri (Nov. 28):** Posted seven tackles and recovered a fumble.

Sophomore (2013)

Played in 10 games with five starts and recorded 33 tackles, 1.0 for loss, one fumble recovery, two quarterback hurries and one pass breakup ... **vs. No. 14 South Carolina (Oct. 12):** Made four tackles and two quarterback hurries ... **vs. Mississippi State (Nov. 1):** Totaled a season-high nine tackles and added one fumble recovery ... **at Ole Miss (Nov. 9):** Made five tackles, with 0.5 for loss.

Redshirt Freshman (2012)

Named a Freshman All-American by FoxSportsNext and to the SEC All-Freshman Team after appearing in all 12 games with 11 starts ... Recorded 75 tackles, four pass breakups, one quarterback hurry and one forced fumble ... His tackles total ranked second on the team and third among freshmen in the SEC ... **vs. ULM (Sept. 8):** Registered 10 stops ... **vs. No. 1 Alabama (Sept. 15):** Made a career-high 11 tackles ... **at Texas A&M (Sept. 29):** Recorded seven tackles, one quarterback hurry and one pass ... **vs. Ole Miss (Oct. 27):** Made nine tackles ... **at No. 12 South Carolina (Nov. 10):** Recorded two solo tackles and a career-high three pass breakups ... **at Mississippi State (Nov. 17):** Collected nine tackles.

Freshman (2011)

Worked with the UA scout team while redshirting.

High School

Made 60 tackles in 2010, including four tackles for loss, and recorded one interception while playing for head coach Ed Pilcher ... Named to The Albany Herald's All-Area defensive team at the conclusion of his final prep campaign ... Noted for his hard-hitting play, he also earned All-Region 1AAAA second-team honors, selected by regional coaches ... Saw time at quarterback and wide receiver ... Also played point guard for the Bainbridge High School basketball team ... Picked the Razorbacks after also receiving interest from Georgia and Georgia Tech.

Personal

Born on April 1, 1993 ... Son of Maurice and Loretta Gaines ... Undecided on a major.

Career Stats

	GS	UA	A	ToT	TFL-YDS	SCK-YDS	FF	FR-YDS	INT-YDS	QBH	BRUP
2014	12/10	29	30	59	1.0-4	0.0-0	1	1-0	1-100	0	5
2013	10/5	18	15	33	1.0-2	0.0-0	0	1-1	0-0	2	1
2012	12/11	46	29	75	0.0-0	0.0-0	1	0-0	0-0	1	4
TOTAL	34/26	93	74	167	2.0-6	0.0-0	2	2-1	1-100	3	10

2014 Game-By-Game

	GS	UA	A	ToT	TFL-YDS	SCK-YDS	FF	FR-YDS	INT-YDS	QBH	BRUP
at AUB	1	7	1	8	0.0-0	0.0-0	0	0-0	0-0	0	0
NICH	1	1	0	1	0.0-0	0.0-0	0	0-0	0-0	0	1
at TxTECH	1	2	1	3	0.0-0	0.0-0	0	0-0	0-0	0	1
NIU	1	2	3	5	0.0-0	0.0-0	0	0-0	0-0	0	0
vs TAMU	1	3	3	6	0.0-0	0.0-0	0	0-0	0-0	0	1
ALA	1	2	3	5	0.0-0	0.0-0	1	0-0	0-0	0	0
UGA	1	3	3	6	0.0-0	0.0-0	0	0-0	0-0	0	0
UAB	-	1	3	4	0.0-0	0.0-0	0	0-0	0-0	0	0
at MSU	1	2	5	7	0.0-0	0.0-0	0	0-0	0-0	0	1
LSU	1	1	4	5	0.0-0	0.0-0	0	0-0	0-0	0	0
MISS	-	0	2	2	0.0-0	0.0-0	0	0-0	1-100	0	0
at MIZZ	1	5	2	7	1.0-4	0.0-0	0	1-0	0-0	0	1
vs TEX	- DID NOT PLAY -										
TOTAL	12/10	29	30	59	1.0-4	0.0-0	1	1-0	1-100	0	5

2013 Game-By-Game

	GS	UA	A	ToT	TFL-YDS	SCK-YDS	FF	FR-YDS	INT-YDS	QBH	BRUP
UL-LAF	1	1	2	3	0.0-0	0.0-0	0	0-0	0-0	0	0
SAMFORD	- DID NOT PLAY -										
SoMISS	- DID NOT PLAY -										
at RUTG	-	2	0	2	0.0-0	0.0-0	0	0-0	0-0	0	0
TAMU	1	1	2	3	0.0-0	0.0-0	0	0-0	0-0	0	1
at FLA	-	0	2	2	0.0-0	0.0-0	0	0-0	0-0	0	0
SoCAR	-	3	1	4	0.0-0	0.0-0	0	0-0	0-0	2	0
at ALA	1	1	2	3	0.5-2	0.0-0	0	0-0	0-0	0	0
AUB	1	1	1	2	0.0-0	0.0-0	0	0-0	0-0	0	0
at MISS	-	4	1	5	0.5-0	0.0-0	0	0-0	0-0	0	0
MSU	1	5	4	9	0.0-0	0.0-0	0	1-1	0-0	0	0
at LSU	-	0	0	0	0.0-0	0.0-0	0	0-0	0-0	0	0
TOTAL	10/5	18	15	33	1.0-2	0.0-0	0	1-1	0-0	2	1

2012 Game-By-Game

	GS	UA	A	ToT	TFL-YDS	SCK-YDS	FF	FR-YDS	INT-YDS	QBH	BRUP
JAX ST	1	5	0	5	0.0-0	0.0-0	1	0-0	0-0	0	0
at ULM	1	5	5	10	0.0-0	0.0-0	0	0-0	0-0	0	0
ALA	-	8	3	11	0.0-0	0.0-0	0	0-0	0-0	0	0
RUTG	1	1	3	4	0.0-0	0.0-0	0	0-0	0-0	0	0
at TAMU	1	5	2	7	0.0-0	0.0-0	0	0-0	0-0	1	1
at AUB	1	3	2	5	0.0-0	0.0-0	0	0-0	0-0	0	0
KENT	1	0	4	4	0.0-0	0.0-0	0	0-0	0-0	0	0
MISS	1	5	4	9	0.0-0	0.0-0	0	0-0	0-0	0	0
TULSA	1	4	2	6	0.0-0	0.0-0	0	0-0	0-0	0	0
at SoCAR	1	2	0	2	0.0-0	0.0-0	0	0-0	0-0	0	3
at MSU	1	5	4	9	0.0-0	0.0-0	0	0-0	0-0	0	0
LSU	1	3	0	3	0.0-0	0.0-0	0	0-0	0-0	0	0
TOTAL	12/11	46	29	75	0.0-0	0.0-0	1	0-0	0-0	1	4



ROHAN GAINES



62

JOHNNY GIBSON
Redshirt Freshman | Offensive Lineman
6-4 | 330
Dumas, Ark. | Dumas HS

Freshman (2014)

Worked with the UA scout team while redshirting.

High School

Attended Dumas High School ... Coached by Mark Courtney.

Personal

Born Sept. 30, 1995 ... Son of Johnny and Irene Gibson ... Majoring in electrical engineering.



32

DREW GORTON
Senior | Long Snapper
6-0 | 210
Fayetteville, Ark. | Fayetteville HS

Junior (2014)

Saw action in two contests as Arkansas' long snapper.

Sophomore (2013)

Worked with the UA scout team and did not appear in any games.

Redshirt Freshman (2012)

Worked with the UA scout team and did not appear in any games.

Freshman (2011)

Worked with the UA scout team while redshirting.

High School

An honorable-mention All-7A West Conference selection in 2010 after grabbing 61 receptions, the fourth-highest single-season total in Fayetteville High School history, to help the Bulldogs advance to the state championship game and finish the season with a 10-4 record ... In his junior season, he helped Fayetteville average 29.6 points per game while advancing to the state playoffs ... Coached by Daryl Patton.

Personal

Born on April 3, 1992 ... Son of Don Gorton, Cheryl Gorton Long and Gene Long ... Majoring in recreation and sports management ... Named to the Razorback Honor Roll in the fall of 2011, the Athletic Director's List in the fall of 2012 and the SEC Fall Academic Honor Roll in 2012, 2013 and 2014.



27

KHALIA HACKETT
Sophomore | Linebacker
6-2 | 230
Douglasville, Ga. | South Paulding HS

Freshman (2014)

Appeared in 11 games as a true freshman ... Tallied 10 tackles and one forced fumble ... **at No. 6 Auburn (Aug. 30):** Recorded a career-high five tackles and added a forced fumble in the season opener.

High School

A three-star prospect according to ESPN, Rivals.com, Scout.com and 247Sports.com ... ESPN ranked him as the No. 52 linebacker in the country and the No. 63 overall prospect from Georgia ... Registered 85 tackles, including four for loss, leading South Paulding High School to the 2013 playoffs for the first time in school history ... The Spartans advanced to the second round of the 5A state playoffs and finished with a 10-2 record after consecutive six-win seasons ... Throughout his career, he recorded 165 tackles, six for loss, 1.5 sacks and five interceptions ... Coached by Ed Kostner ... Chose Arkansas after receiving offers from Georgia Tech, Kentucky, Cincinnati and East Carolina.

Personal

Born Sept. 29, 1995 ... Son of Stan and Gladys Hackett ... Majoring in recreation and sport management.



95

JAKE HALL
Redshirt Freshman | Defensive Lineman
6-5 | 270
Springdale, Ark. | Har-Ber HS

Freshman (2014)

Worked with the UA scout team while redshirting.

High School

A three-star recruit ranked as the No. 6 prospect in Arkansas by ESPN ... Ranked as the seventh-best prospect out of Arkansas and the No. 35 strongside defensive end in the country by 247Sports.com ... In 2013, he helped lead Har-Ber High School to the quarterfinal round of the 7A state playoffs and an 8-4 record by making 67 tackles, including 3.5 sacks, two forced fumbles, two pass breakups and one fumble recovery ... Named to the all-state team and the Outstanding Lineman in 7A-West ... As a junior, he collected 50 tackles, including 2.5 for loss, and forced three fumbles as the Wildcats won seven games and advanced to the second round of the state playoffs ... Coached by Chris Wood ... Chose Arkansas after receiving offers from Cincinnati and ULM.

Personal

Born Sept. 26, 1995 ... Son of Jeff and Heather Hall ... Majoring in pre-business ... Named to the Freshman SEC Honor Roll.



71

JACKSON HANNAH
Redshirt Freshman | Offensive Lineman
6-2 | 293
Bentonville, Ark. | Bentonville HS

Freshman (2014)

Worked with the UA scout team while redshirting.

High School

Attended Bentonville High School in Bentonville, Ark., and played under head coach Barry Lunney Sr.

Personal

Born April 17, 1996 ... Son of Wendy and Todd Hannah ... Majoring in applied exercise science.



41

JOSH HARRIS
Redshirt Freshman | Linebacker
5-10 | 220
Pine Bluff, Ark. | Watson Chapel HS

Freshman (2014)

Worked with the UA scout team while redshirting.

High School

Attended Watson Chapel High School where he was named to the All-Southeast Arkansas team as a senior ... Made 142 tackles with five sacks and two interceptions in 2013 ... Played under head coach George Shelton.

Personal

Born Dec. 4, 1995 ... Son of Jackie and Letrece Harris ... Father, Jackie, played 12 seasons as a tight end in the NFL with Green Bay, Tampa Bay, Tennessee and Dallas ... Majoring in finance.





4

KEON HATCHER

Senior | Wide Receiver
6-2 | 210
Owasso, Okla. | Owasso HS

Junior (2014)

Appeared in all 13 contests and made 12 starts ... Has caught a pass and converted a first down in 17 consecutive games dating back to 2013 ... Recorded 43 receptions for a team-leading 558 yards and six touchdowns ... Added 112 yards rushing on five attempts ... Saw action on special teams with kickoff return duties, tallying 139 total yards on six attempts, averaging 23.2 per return ... **vs. Nicholls (Sept. 6):** Rushed for an 82-yard touchdown on the first play from scrimmage and caught a career-long touchdown pass of 50 yards while registering a career-long 47-yard kickoff return ... **vs. Northern Illinois (Sept. 20):** Totaled six receptions for a career-high 107 yards and one touchdown in the non-conference victory ... **at No. 1 Mississippi State (Nov. 1):** Tallied a career-high-tying seven receptions for 50 yards ... **vs. No. 8 Ole Miss (Nov. 22):** Registered two receptions for 58 yards, including a 25-yard touchdown catch ... **vs. Texas (Dec. 29):** Made four receptions for 41 yards and a touchdown in Arkansas' AdvoCare V100 Texas Bowl victory.

Sophomore (2013)

Played in 10 games and made six starts ... Totaled 27 receptions for 346 yards and two touchdowns and 11 rushes for 140 yards ... Returned nine kicks for 198 yards and averaged 12.7 yards per rush, 12.8 yards per catch and 22.0 yards per kick return ... **vs. Louisiana (Aug. 31):** Made a season-long 27-yard reception in Arkansas' season-opening victory ... **vs. No. 10 Texas A&M (Sept. 28):** Made first career start and caught two passes for 27 yards and one touchdown, had one carry for nine yards and returned two kicks for 51 yards ... **vs. No. 14 South Carolina (Oct. 12):** Rushed twice for a season-high 69 rushing yards and returned two kickoffs for 43 yards ... **vs. No. 8 Auburn (Nov. 2):** Caught four passes for 50 yards and one touchdown in addition to two carries for 10 yards ... **at Ole Miss (Nov. 9):** Made three catches for 58 yards and had one 10-yard rush ... **at No. 15 LSU (Nov. 29):** Ended the season with a career-high tying seven receptions for a season-high 84 receiving yards.

Freshman (2012)

Appeared in 10 games and ended the season with three receptions for 21 yards and one touchdown in addition to two tackles ... **at No. 12 South Carolina (Oct. 12):** Tallied three receptions and first-career touchdown, a six-yard catch that tied the game at 7-7 in the first quarter ... **vs. No. 8 LSU (Nov. 29):** Recorded a pair of tackles.

High School

Came to Arkansas fresh off consecutive 1,000-yard receiving seasons ... Ranked as the No. 4 prospect in Oklahoma and the No. 45 receiver in the country by 247Sports.com, the No. 5 overall prospect in the state by Rivals.com, the No. 20 wide receiver in America by SuperPrep and the 46th-best wide receiver in the nation by Scout.com ... Caught 100 passes for 1,610 yards and 21 touchdowns his senior season and was named first-team all-state and the district's co-Offensive Player of the Year ... Helped lead Owasso High School to the Oklahoma Class 6A state semifinals, a run through the bracket that included a four-overtime victory over the No. 1 team in the state, and a 9-4 record ... Made 75 receptions for 1,075 yards and nine touchdowns as the Rams advanced to the 2010 state semifinals for the first time since 2006 and finished the season 8-5 ... Coached by Bill Patterson ... Chose Arkansas over Oklahoma and Oklahoma State.

Personal

Born on Sept. 11, 1994 ... Son of Delilah Paul ... Majoring in communication.

Career Stats

	RECEIVING						RUSHING					
	GS	REC	YDS	AVG	TD	LNG	ATT	YDS	AVG	TD	LNG	
2014	13/12	43	558	13.0	6	50	5	112	22.4	1	82	
2013	10/6	27	346	12.8	2	43	11	140	12.7	0	5	
2012	10/0	3	21	7.0	1	12	0	0	0.0	0	0	
TOTAL	33/18	73	925	12.7	9	50	16	252	15.8	1	82	

2014 Game-By-Game

	RECEIVING						RUSHING					
	GS	REC	YDS	AVG	TD	LNG	ATT	YDS	AVG	TD	LNG	
at AUB	1	1	17	17.0	0	17	0	0	0.0	0	0	
NICH	1	1	50	50.0	1	50	1	82	82.0	1	82	
at TxTECH	1	2	22	11.0	0	16	2	16	8.0	0	9	
NIU	1	6	107	17.8	1	44	0	0	0.0	0	0	
vs TAMU	1	3	35	11.7	0	15	0	0	0.0	0	0	
ALA	1	3	58	19.3	0	26	0	0	0.0	0	0	
UGA	1	5	36	7.2	1	10	0	0	0.0	0	0	
UAB	-	4	35	8.8	0	11	0	0	0.0	0	0	
at MSU	1	7	50	7.1	0	15	0	0	0.0	0	0	
LSU	1	2	25	12.5	0	14	0	0	0.0	0	0	
MISS	1	2	58	29.0	1	33	1	12	12.0	0	12	
at MIZZ	1	3	24	8.0	1	12	0	0	0.0	0	0	
vs TEX	1	4	41	10.3	1	17	1	2	2.0	0	2	
TOTAL	13/12	43	558	13.0	6	50	5	112	22.4	1	82	

2013 Game-By-Game

	RECEIVING						RUSHING					
	GS	REC	YDS	AVG	TD	LNG	ATT	YDS	AVG	TD	LNG	
UL-LAF	-	1	27	27.0	0	27	0	0	0.0	0	0	
SAMFORD	-	-	-	-	-	-	-	-	-	-	-	
SoMISS	-	-	-	-	-	-	-	-	-	-	-	
at RUTG	-	4	45	11.3	0	18	2	19	9.5	0	11	
TAMU	1	2	27	13.5	1	15	1	9	9.0	0	9	
at FLA	1	4	26	6.5	0	11	1	9	9.0	0	9	
SoCAR	-	0	0	0.0	0	0	2	69	34.5	0	50	
at ALA	1	0	0	0.0	0	0	1	8	8.0	0	8	
AUB	-	4	50	12.5	1	20	2	10	5.0	0	5	
at MISS	1	3	58	19.3	0	22	1	10	10.0	0	10	
MSU	1	2	29	14.5	0	16	1	6	6.0	0	6	
at LSU	1	7	84	12.0	0	43	0	0	0.0	0	0	
TOTAL	10/6	27	346	12.8	2	43	11	140	12.7	0	50	

2012 Game-By-Game

	RECEIVING						RUSHING					
	GS	REC	YDS	AVG	TD	LNG	ATT	YDS	AVG	TD	LNG	
JAX ST	-	0	0	0.0	0	0	0	0	0.0	0	0	
at ULM	-	0	0	0.0	0	0	0	0	0.0	0	0	
ALA	-	-	-	-	-	-	-	-	-	-	-	
RUTG	-	-	-	-	-	-	-	-	-	-	-	
at TAMU	-	0	0	0.0	0	0	0	0	0.0	0	0	
at AUB	-	0	0	0.0	0	0	0	0	0.0	0	0	
KENT	-	0	0	0.0	0	0	0	0	0.0	0	0	
MISS	-	0	0	0.0	0	0	0	0	0.0	0	0	
TULSA	-	0	0	0.0	0	0	0	0	0.0	0	0	
at SoCAR	-	3	21	7.0	1	12	0	0	0.0	0	0	
at MSU	-	0	0	0.0	0	0	0	0	0.0	0	0	
LSU	-	0	0	0.0	0	0	0	0	0.0	0	0	
TOTAL	10/0	3	21	7.0	1	12	0	0	0.0	0	0	



14

ERIC HAWKINS
Junior | Wide Receiver
5-11 | 180
Longview, Texas | Longview HS

Sophomore (2014)

Participated in five contests, mostly on kick return duties ... Returned four kicks for 73 yards ... **vs. No. 10 Georgia (Oct. 18):** Recorded a career-high-tying 27-yard kick return.

Redshirt Freshman (2013)

Saw action in nine games and caught three passes for 32 yards, returning four kickoffs for 90 yards and recorded a four-yard rush ... **vs. Samford (Sept. 7):** Returned two kicks for 50 yards in Arkansas' win.

Freshman (2012)

Worked with the UA scout team while redshirting.

High School

Named the District 11-5A Offensive MVP and a first-team all-district selection in 2011 ... Caught 41 passes for 994 yards and 10 touchdowns to help lead the Longview High School to its eighth straight district title and the third round of the state playoffs ... Battled injuries throughout his junior season and finished with 300 yards and two touchdowns as Longview played its way into the semifinal round of the state playoffs and finished the season 10-5 ... At the 2011 state championships track meet, he finished second in the 200-meter dash with a time of 21.10 seconds and fourth in the 100 with a 10.51 clocking ... Finished third in the 200 and fourth in the 100 at the 2010 state championships ... Coached by John King ... Chose Arkansas over TCU, Texas A&M and Oklahoma State.

Personal

Born April 19, 1994 ... Son of Eric and Veronica Hawkins ... Majoring in communication.



9

COLE HEDLUND
Redshirt Freshman | Kicker
5-10 | 165
Argyle, Texas | Argyle HS

Freshman (2014)

Worked with the UA scout team while redshirting.

High School

A vital part of Argyle High School's 2013 Texas 3A D2 state championship team ... Named a Parade All-American and All-USA first team by USA Today ... Won the Chris Sailer Award presented to the National Placekicker of the Year ... A three-star prospect according to ESPN, Rivals.com, 247Sports.com and Scout.com ... Ranked as the No. 3 kicker in the country by 247Sports ... Argyle ran through a perfect 16-0 season and the 3A D2 state title in 2013 ... Holds the national record with 25 made field goals in a season from his sophomore year and with 56 career made field goals ... Made 157 straight PATs, including a perfect 101-for-101 in 2013 ... As a senior, he was 24-of-30 on field goals with a long of 57 yards and led the country in kick scoring with 168 points ... His junior year, he made 7-of-10 field goal attempts for Argyle's 11-2 team that advanced to the third round of the state playoffs ... As a sophomore, he was 25-for-30 on field goal attempts, breaking the national record for single-season made field goals, and the Eagles ended their 14-2 season with an appearance in the state championship game ... Also played soccer ... Coached by Todd Rogers ... Chose the Razorbacks over Texas A&M.

Personal

Born March 15, 1995 ... Son of John and Julie Hedlund ... Majoring in recreation and sport management ... Named to the Freshman SEC Honor Roll.



KEON HATCHER





84 HUNTER HENRY
 Junior | Tight End
 6-5 | 253
 Little Rock, Ark. | Pulaski Academy

Sophomore (2014)

Started 10 of 13 contests participated in ... Selected to the Coaches All-SEC second team and an AP All-SEC honorable mention ... Named to the preseason John Mackey Award Watch List and the CFPA Tight End Award Watch List ... Selected preseason All-SEC second team by Phil Steele, Athlon, coaches and media ... Hauled in 37 receptions for 513 yards and two touchdowns ... Ranked No. 3 among league tight ends in both receptions (37) and receiving yards (513) ... One of only two tight ends in the conference to tally a 100-plus receiving game ... **at No. 6 Auburn (Aug. 31):** Caught a 14-yard touchdown pass in the first quarter of the season-opener ... **vs. No. 10 Georgia (Oct. 18):** Caught five passes for 92 yards, including a four-yard touchdown reception ... **at No. 1 Mississippi State (Nov. 1):** Caught a career-high seven receptions for a career-high 110 yards.

Freshman (2013)

Appeared in all 12 games with seven starts ... Earned second-team All-SEC acclaim, Freshman All-America honors and was named to the SEC All-Freshman Team after catching 28 passes for 409 yards and a team-high-tying four touchdowns ... Was one of two freshmen on the Mackey Award Midseason Watch List, which recognized the top 29 tight ends in the country ... His receiving yards ranked third in the nation among freshmen tight ends, and was the only freshman tight end in the SEC with a 100-yard receiving game ... Led SEC tight ends and ranked third in the conference by gaining a first down on 78.6 percent of his receptions ... **vs. Louisiana (Aug. 31):** Led the Razorbacks with 75 receiving yards on five catches in his collegiate debut ... **at Rutgers (Sept. 21):** Made first career start and caught two passes for 37 yards and one touchdown ... **vs. No. 10 Texas A&M (Sept. 28):** Eclipsed the 100-yard receiving mark for the first time with 109 yards ... **at No. 1 Alabama (Oct. 19):** Led the team with three receptions for 42 yards ... **at Ole Miss (Nov. 9):** Made three catches for 26 yards and one touchdown ... **at No. 15 LSU (Nov. 29):** Caught a career-high two touchdowns as part of a five-catch, 41-yard performance in the season finale.

High School

Rated as the No. 1 tight end prospect in the nation by Tom Lemming ... Named to the PARADE All-America Team, a first-team All-American by 247Sports.com and a second-team All-American by Max Preps ... Rivals.com ranked him as the No. 2 tight end in the country, and 247Sports and Scout.com tabbed him as the nation's No. 4 tight end ... ESPN ranked him as the No. 1 player in Arkansas, and Rivals and 247Sports had him as the No. 2 player in the state ... As a senior, he caught 107 passes for 1,449 yards and 15 touchdowns while helping lead Pulaski Academy to the semifinal round of the 5A state playoffs ... Following his senior year, he was selected to play in the Under Armour All-America Game, where he was voted a team captain and started for the White Team ... Caught 64 passes for 1,093 yards and 16 touchdowns in his junior season as the Bruins claimed the 4A state championship and finished 14-0 ... Played on both sides of the ball as a sophomore, hauling in 45 passes for 748 yards and 10 touchdowns and registering 30 tackles, three for loss, and one fumble recovery while P.A. advanced to the state title game and finished 13-2 ... Involved in his church's youth group and an FCA leader at P.A., where he helped lead a food drive for the homeless ... Coached by Kevin Kelley ... Chose Arkansas over Alabama after receiving numerous offers.

Personal

Born on Dec. 7, 1994 ... Son of Mark and Jenny Henry ... Dad lettered at Arkansas from 1988-91 and was a team captain his senior year ... Majoring in pre-business.

Career Stats

	RECEIVING						RUSHING					
	GS	REC	YDS	AVG	TD	LNG	ATT	YDS	AVG	TD	LNG	
2014	13/10	37	513	13.9	2	38	0	0	0.0	0	0	
2013	12/7	28	409	14.6	4	52	0	0	0.0	0	0	
TOTAL	25/17	65	922	14.2	6	52	0	0	0.0	0	0	

2014 Game-By-Game

	RECEIVING						RUSHING					
	GS	REC	YDS	AVG	TD	LNG	ATT	YDS	AVG	TD	LNG	
at AUB	1	1	14	14.0	1	14	0	0	0.0	0	0	
NICH	1	1	20	10.0	0	20	0	0	0.0	0	0	
at TxTECH	-	0	0	0.0	0	0	0	0	0.0	0	0	
NIU	-	2	21	10.5	0	12	0	0	0.0	0	0	
vs TAMU	1	4	36	9.0	0	17	0	0	0.0	0	0	
ALA	-	3	38	12.7	0	14	0	0	0.0	0	0	
UGA	1	5	92	18.4	1	38	0	0	0.0	0	0	
UAB	1	3	32	10.7	0	14	0	0	0.0	0	0	
at MSU	1	7	110	15.7	0	36	0	0	0.0	0	0	
LSU	1	4	54	13.5	0	29	0	0	0.0	0	0	
MISS	1	2	30	15.0	0	26	0	0	0.0	0	0	
at MIZZ	1	4	48	12.0	0	19	0	0	0.0	0	0	
vs TEX	1	1	18	18.0	0	18	0	0	0.0	0	0	
TOTAL	13/10	37	513	13.9	2	38	0	0	0.0	0	0	

2013 Game-By-Game

	RECEIVING						RUSHING					
	GS	REC	YDS	AVG	TD	LNG	ATT	YDS	AVG	TD	LNG	
UL-LAF	-	5	75	15.0	0	25	0	0	0.0	0	0	
SAMFORD	-	1	13	13.0	0	13	0	0	0.0	0	0	
SoMISS	-	0	0	0.0	0	0	0	0	0.0	0	0	
at RUTG	1	2	37	18.5	1	21	0	0	0.0	0	0	
TAMU	1	4	109	27.3	0	52	0	0	0.0	0	0	
at FLA	1	2	42	21.0	0	31	0	0	0.0	0	0	
SoCAR	-	0	0	0.0	0	0	0	0	0.0	0	0	
at ALA	1	3	42	14.0	0	25	0	0	0.0	0	0	
AUB	1	1	10	10.0	0	10	0	0	0.0	0	0	
at MISS	-	3	26	8.7	1	17	0	0	0.0	0	0	
MSU	1	2	14	7.0	0	8	0	0	0.0	0	0	
at LSU	1	5	41	8.2	2	12	0	0	0.0	0	0	
TOTAL	12/7	28	409	14.6	4	52	0	0	0.0	0	0	



HUNTER HENRY



93

DeMARCUS HODGE
Senior | Defensive Lineman
6-1 | 340
Monroe, La. | Neville HS

Junior (2014)

Appeared in 12 contests and recorded five tackles, including 1.5 for loss and a forced fumble ... **vs. Nicholls (Sept. 6):** Tallied a forced fumble in the non-conference win ... **vs. UAB (Oct. 25):** Notched one tackle, including 0.5 for a loss in the homecoming victory.

Sophomore (2013)

Participated in 11 games, recording 27 tackles, including 2.5 for loss with 1.0 sack, and one quarterback hurry ... **at Ole Miss (Nov. 9):** Recorded a career-high six tackles, including 1.0 for loss ... **vs. No. 8 Auburn (Nov. 2):** Registered four tackles ... **vs. Mississippi State (Nov. 23):** Recorded three tackles and one quarterback hurry.

Redshirt Freshman (2012)

Saw action in three games and made two tackles, including 0.5 for loss.

Freshman (2011)

Worked with the UA scout team while redshirting.

High School

Ranked as the No. 32 defensive tackle in the nation and the 20th overall recruit in Louisiana by Rivals.com and No. 53 in the nation by Scout.com ... Anchored the Neville High School squad to the Louisiana Class 4A state quarterfinals in 2010 following a state title performance in 2009 ... Playing for head coach Mikey McCarty, he made 61 tackles, 50 solo, in 2010, including six tackles for loss and 3.5 sacks ... Showed a nose for the ball in his senior season, recording three forced fumbles, two fumble recoveries and five quarterback hurries while being named first-team all-state by the Louisiana Sports Writers Association ... Notched 31 tackles and deflected four passes in 2009 as Neville took top honors in Class 4A ... Chose Arkansas over interest from Mississippi State, TCU, Tennessee and Texas A&M.

Personal

Born on July 18, 1993 ... Son of Donald and Melba Hodge ... Majoring in communication.



DeMARCUS HODGE



81

CODY HOLLISTER
Junior | Wide Receiver
6-4 | 208
Bend, Ore. | Arizona Western / Mountain View HS

Sophomore (2014)

Appeared in all 13 games and started seven ... Registered 13 receptions for 137 yards and one touchdown ... **vs. Nicholls (Sept. 6):** Notched first touchdown as a Razorback in the home-opening win ... **vs. Northern Illinois (Sept. 20):** Hauled in a career-high three receptions for 34 yards ... **vs. UAB (Oct. 25):** Made two receptions for 36 yards, including a career-long 18-yard catch.

Redshirt Freshman (2013 at Arizona Western CC)

A three-star prospect and ranked as the No. 20 junior college wide receiver in the country by ESPN ... Ranked as the No. 17 junior college prospect in Arizona and the No. 27 junior college wide receiver in the nation by 247Sports.com ... In 2013, Hollister was a first-team all-conference selection after leading the team with 69 receptions for 934 yards and five touchdowns ... Coached by Tom Monnick.

Freshman (2012 at Nevada)

Worked with the Wolf Pack scout team while redshirting.

High School

Helped lead Mountain View High School to the 5A state championship and was named first-team all-state in his senior season ... Caught 12 passes for 146 yards in the state championship game, giving the city of Bend its first state title since 1940 ... Finished the 2011 season with 64 receptions for 1,038 yards and 15 touchdowns ... As a junior, he caught 72 passes for 1,270 yards and 15 touchdowns while helping Mountain View advance to the semifinal round of the state playoffs ... Coached by Steve Turner ... Also received scholarship offers from Wyoming and Troy ... Was involved with FCA and Athletes for Orphans while in high school in addition to playing basketball and baseball.

Personal

Born on Nov. 18, 1993 ... Son of Matt and Jennifer Connolly and Evan and Kathy Hollister ... Twin brother, Jacob, is a junior tight end at Wyoming ... Majoring in management ... Enrolled in January 2014 and participated in spring practices ... Named to the 2014 Fall SEC Academic Honor Roll.

2014 Game-By-Game

	GS	REC	RECEIVING				PUNT RETURNS				
			YDS	AVG	TD	LNG	NO	YDS	AVG	TD	LNG
at AUB	-	2	20	10.0	0	15	0	0	0.0	0	0
NICH	-	1	7	7.0	1	7	0	0	0.0	0	0
at TxTECH	-	0	0	0.0	0	0	0	0	0.0	0	0
NIU	1	3	34	11.3	0	16	0	0	0.0	0	0
vs TAMU	1	1	7	7.0	0	7	0	0	0.0	0	0
ALA	-	0	0	0.0	0	0	0	0	0.0	0	0
UGA	-	2	21	10.5	0	17	0	0	0.0	0	0
UAB	-	2	36	18.0	0	18	0	0	0.0	0	0
at MSU	1	2	12	6.0	0	6	0	0	0.0	0	0
LSU	1	0	0	0.0	0	0	0	0	0.0	0	0
MISS	1	0	0	0.0	0	0	0	0	0.0	0	0
at MIZZ	1	0	0	0.0	0	0	0	0	0.0	0	0
vs TEX	1	0	0	0.0	0	0	0	0	0.0	0	0
TOTAL	13/7	13	137	10.5	1	18	0	0	0.0	0	0





78 BIJHON JACKSON
 Sophomore | Defensive Lineman
 6-2 | 325
 El Dorado, Ark. | El Dorado HS

Freshman (2014)

Played in all 13 games as a true freshman at the defensive tackle position ... Registered nine tackles, 1.0 tackles for loss and a batted-down pass ... **vs. Nicholls (Sept. 6):** Posted three tackles, including 1.0 for loss in the home-opening win ... **vs. UAB (Oct. 25):** Recorded a career-high-tying three tackles in the homecoming victory.

High School

Ranked as the No. 1 prospect from Arkansas by ESPN and 247Sports Composite rankings ... 247Sports Composite ranked him as the No. 5 defensive tackle in the country, while ESPN tabbed him as the nation's No. 6 defensive tackle and Scout.com ranked him as the No. 4 defensive tackle prospect in the country ... Participated in the 2014 US Army All-American Bowl, recording two tackles to help the West to a 28-6 win ... Helped lead El Dorado High School to a 6A state championship and a 13-1 record as a sophomore, recording 47 tackles, including eight for loss and two sacks ... During his junior season he recorded 67 tackles, including 12 for loss and six sacks, and earned all-state honors ... Helped lead El Dorado to another state title in 2013, the school's fourth in five years, by recording 61 tackles, including 14 for loss, with one interception ... Finished high school with 175 career tackles ... Named to the Hawgs247 all-state team for the Class of 2014 and was twice named academic all-conference ... Coached by Scott Reed ... Received numerous offers and chose Arkansas over Alabama and Ole Miss.

Personal

Born on Nov. 6, 1995 ... Son of Anthony and Michelle Jackson ... Majoring in recreation and sport management.



94 TAIWAN JOHNSON
 Junior | Defensive Lineman
 6-2 | 290
 Manvel, Texas | Manvel HS

Sophomore (2014)

Moved inside to nose guard during fall camp and started in all 13 contests ... Posted 26 tackles, 8.0 tackles for loss and 4.5 sacks ... Registered two fumble recoveries, including one for a touchdown ... Finished tied for third on the team with 4.5 sacks ... **vs. Nicholls (Sept. 6):** Posted career highs in tackles (4), sacks (2.5) and tackles for loss (3) ... **at Texas Tech (Sept. 13):** Recorded first-career fumble recovery in the Razorbacks' road win ... **at No. 17 Missouri (Nov. 29):** Collected four tackles, all solo, including two for a loss of 17 yards and a sack ... **vs. Texas (Dec. 29):** Recovered a Longhorn fumble for his first-career touchdown in Arkansas' AdvoCare V100 Texas Bowl win.

Redshirt Freshman (2013)

Saw action in three games at defensive end ... Made collegiate debut in Arkansas' 34-14 season-opening victory vs. Louisiana ... **vs. No. 14 South Carolina (Oct. 12):** Recorded three tackles.

Freshman (2012)

Worked with the UA scout team while redshirting.

High School

Rated as Scout.com's 34th-best defensive end in the country and Rivals.com ranked him as the 37th-best defensive end in the nation and the 59th overall prospect in Texas, while 247Sports.com tabbed him as the No. 55 prospect in the state ... Totaled 86 tackles with 11.0 sacks and one forced fumble as a senior while helping lead the Manvel High School to the Texas 4A Division 2 state championship game ... Recorded 61 tackles with 7.0 sacks and one forced fumble his junior season where Manvel advanced to the quarterfinals of the state playoffs bracket ... Coached by Kirk Martin ... Chose the Razorbacks over Michigan State, Nebraska and Texas A&M.

Personal

Born on April 6, 1994 ... Son of Taiwan and Dimitria Johnson ... Majoring in broadcast journalism.

Career Stats

	GS	UA	A	ToT	TFL-YDS	SCK-YDS	FF	FR-YDS	INT-YDS	QBH	BRUP
2014	13/13	15	11	26	8.0-45	4.5-35	0	2-0	0-0	1	0
2013	3/0	1	3	4	0.0-0	0.0-0	0	0-0	0-0	0	0
TOTAL	16/13	16	14	30	8.0-45	4.5-35	0	2-0	0-0	1	0

2014 Game-By-Game

	GS	UA	A	ToT	TFL-YDS	SCK-YDS	FF	FR-YDS	INT-YDS	QBH	BRUP
at AUB	1	2	1	3	1.0-5	1.0-5	0	0-0	0-0	1	0
NICH	1	2	2	4	3.0-24	2.5-22	0	0-0	0-0	0	0
at TxTECH	1	2	0	2	0.0-0	0.0-0	0	1-0	0-0	0	0
NIU	1	1	1	2	1.0-4	0.0-0	0	0-0	0-0	0	0
vs TAMU	1	0	0	0	0.0-0	0.0-0	0	0-0	0-0	0	0
ALA	1	1	1	2	0.0-0	0.0-0	0	0-0	0-0	0	0
UGA	1	0	1	1	0.0-0	0.0-0	0	0-0	0-0	0	0
UAB	1	1	0	1	0.0-0	0.0-0	0	0-0	0-0	0	0
at MSU	1	1	1	2	1.0-3	0.0-0	0	0-0	0-0	0	0
LSU	1	1	2	3	0.0-0	0.0-0	0	0-0	0-0	0	0
MISS	1	0	2	2	0.0-0	0.0-0	0	0-0	0-0	0	0
at MIZZ	1	4	0	4	2.0-9	1.0-8	0	0-0	0-0	0	0
vs TEX	1	0	0	0	0.0-0	0.0-0	0	1-0	0-0	0	0
TOTAL	13/13	15	11	26	8.0-45	4.5-35	0	2-0	0-0	1	0

2013 Game-By-Game

	GS	UA	A	ToT	TFL-YDS	SCK-YDS	FF	FR-YDS	INT-YDS	QBH	BRUP
UL-LAF	-	0	0	0	0.0-0	0.0-0	0	0-0	0-0	0	0
SAMFORD											
SoMISS											
at RUTG											
TAMU											
at FLA											
SoCAR	-	1	2	3	0.0-0	0.0-0	0	0-0	0-0	0	0
at ALA	-	0	1	1	0.0-0	0.0-0	0	0-0	0-0	0	0
AUB											
at MISS											
MSU											
at LSU											
TOTAL	3/0	1	3	4	0.0-0	0.0-0	0	0-0	0-0	0	0



41 CHRIS JONES
 Sophomore | Fullback
 5-11 | 235
 DeQueen, Ark. | DeQueen HS

Redshirt Freshman (2014)

Saw action in four contests at running back ... Did not record any statistics.

Freshman (2013)

Worked with the UA scout team while redshirting.

High School

Was a two-year starter for DeQueen High School, as well as a three-year member of the varsity track team ... During the 2012 season, he compiled 603 rushing yards, 11 rushing touchdowns and 63 receiving yards ... Coached by Sam Goodwin and Stephen Sloan.

Personal

Born on Aug. 26, 1994 ... Son of Chandra Ponce ... Majoring in social work ... Named to the 2014 Fall SEC Academic Honor Roll.



55

DENVER KIRKLAND
Junior | Offensive Lineman
6-5 | 340
Miami, Fla. | Booker T. Washington HS

Sophomore (2014)

Appeared and started in all 13 contests at right guard ... Participated in more than 750 snaps and averaged an offensive line grade of 79 percent ... Allowed only one sack on the season and was penalized just three times ... Blocked for RBs Alex Collins and Jonathan Williams, who were the only FBS teammates to each rush for 1,000-plus yards in the 2014 season ... Helped protect QB Brandon Allen as the offensive line led the SEC with 14 sacks allowed ... **at No. 6 Auburn (Aug. 30):** Graded out at a season-high 91 percent with five knockdowns and allowed 0 sacks ... **at Texas Tech (Sept. 13):** Tallied a season-high seven knockdown blocks and allowed Arkansas to gain over 400 yards on the ground ... **vs. UAB (Oct. 25):** Notched eight knockdowns, graded at 88 percent and allowed 0 sacks in Arkansas' homecoming win ... **at No. 1 Mississippi State (Nov. 1):** Registered five knockdown blocks on 77 snaps, grading out at 77 percent.

Freshman (2013)

Appeared in all 12 games and started the final eight games of the season at offensive guard ... Named a Freshman All-American and to the SEC All-Freshman Team after blocking as Alex Collins became the second freshman in school history and 10th true freshman in SEC history to rush for 1,000 yards ... The offensive line broke the single-season school record by only allowing 8.0 sacks ... **vs. No. 10 Texas A&M (Sept. 29):** Registered first collegiate start and earned a grade of 73 percent with six knockdown blocks while playing all 70 snaps as the Razorbacks gained 483 yards of total offense, 201 rushing and 282 passing, and averaged 7.3 yards per play ... **at No. 18 Florida (Oct. 5):** Played all 77 snaps as Arkansas rushed for 111 yards, the first team to top 100 yards on the ground in Gainesville since Sept. 22, 2012 ... **vs. No. 14 South Carolina (Oct. 12):** Graded at 90 percent and registered four knockdown blocks helping the offense average 6.7 yards per play while rushing for 218 yards and allowing 0 sacks.

High School

A versatile lineman who was ranked as the No. 5 offensive guard in the country by Scout.com and 13th at the position by 247Sports.com ... Tabbed by ESPN as the No. 12 offensive tackle in the country and the No. 20 overall prospect in Florida ... Rivals.com pegged him 13th in the country at tackle and 19th overall in the state ... Named first-team all-state his senior season after anchoring an offensive line that allowed Booker T. Washington High School to average 53.5 points and 431.2 yards of total offense per game and win the 4A state championship with a 13-1 final record ... Selected to play in the Under Armour All-America Game following the state championship ... Named first-team all-state his junior campaign after the Tornados won 13 games and advanced to the state championship game behind an offense that averaged 41.7 points and 404.9 total yards per game ... Coached by by Tim Harris ... Chose Arkansas over Ole Miss, Miami, Florida State and South Florida.

Personal

Born on March 6, 1994 ... Son of Demetrica Roker ... Majoring in communication.



DENVER KIRKLAND



54

REEVE KOEHLER
Sophomore | Offensive Lineman
6-3 | 331
Kailua, Hawaii | St. Louis School

Redshirt Freshman (2014)

Worked with the Arkansas scout team.

Freshman (2013)

Worked with the Arkansas scout team while redshirting.

High School

Ranked as the No. 2 overall prospect in Hawai'i by Rivals.com and 247Sports.com, with Rivals tabbing him as the No. 8 offensive guard in the country and 247Sports ranking him 14th at his position ... Following a senior season in which he blocked for an offense that averaged 32.5 points per game, he was selected to play in the U.S. Army All-American Bowl ... St. Louis topped 30 points in five of 10 games and averaged 31.8 points per game in his junior season ... The Crusaders won the Division I state title his sophomore season, when the offense averaged 40.8 points per game, including 39.0 points per game in the playoffs ... Was actively involved in community service, including coaching youth league basketball and contributing to Special Olympics, Meals on Wheels, MDA and beach cleanup ... Coached by John Hao and Matt Wright ... Received numerous offers and selected Arkansas over Tennessee, Oregon, Cal and Kansas.

Personal

Born on March 1, 1995 ... Son of Kahala Howser and Rick and Joy Koehler ... Majoring in communication.



36

JACK KRAUS
Redshirt Freshman | Tight End
6-5 | 235
Bentonville, Ark. | Bentonville HS

Freshman (2014)

Worked with the UA scout team while redshirting.

High School

Earned three stars by ESPN, Rivals.com, Scout.com and 247Sports.com ... Rivals ranked him as the No. 7 prospect from Arkansas, and ESPN ranked him eighth in Arkansas and the nation's No. 31 tight end ... Named to the Hawgs247 all-state team for the Class of 2014 ... Helped lead Bentonville High School to three straight 7A state championship games ... Caught 12 passes for 137 yards and two touchdowns while grading at 84 percent blocking and registering 40 knockdown blocks for the 2013 state championship team that finished 11-2 ... Caught 19 passes for 242 yards and three touchdowns and had 72 knockdown blocks during his junior year ... Recorded 112 receiving yards, one touchdown and 42 knockdowns during his sophomore year ... Led the Tigers to a 36-4 record over his three years ... An honor-roll student all four years and also played basketball while volunteering with the Boys and Girls Club of Bentonville ... Coached by Barry Lunney Sr. ... Committed to Arkansas following his junior season.

Personal

Born on May 12, 1995 ... Son of Paul and Christine Kraus ... Majoring in business economics ... Named to the Freshman SEC Honor Roll.



**99****BRANDON LEWIS**

Junior | Defensive Lineman

6-4 | 279

Memphis, Tenn. | Ridgeway HS

Sophomore (2014)

Participated in 11 contests ... Tallied seven tackles, including 2.5 for loss, and two quarterback hurries on the season ... **vs. Northern Illinois (Sept. 20):** Recorded a pair of tackles in the non-conference win ... **vs. No. 20 LSU (Nov. 15):** Registered two tackles in Arkansas' shutout over the Tigers.

Redshirt Freshman (2013)

Saw action in all 12 games and totaled 13 tackles, with 2.5 for loss and 0.5 sacks, one fumble recovery and one pass breakup ... **vs. Louisiana (Aug. 31):** Made his collegiate debut with one tackle in the season-opening win ... **vs. Samford (Sept. 7):** Made two tackles, including 0.5 for loss, in the win ... **vs. No. 8 Auburn (Nov. 2):** Recorded two tackles, including 0.5 for loss with 0.5 sack ... **at No. 15 LSU (Nov. 29):** Ended the season with one tackle and one fumble recovery.

Freshman (2012)

Worked with the UA scout team while redshirting.

High School

Named an all-state performer in 2011 after recording 74 tackles, 11 sacks, six forced fumbles, four quarterback hurries, one fumble recovery and one blocked field goal while helping Ridgeway High School to the quarterfinal round of the 5A state playoffs ... Made 11 sacks during his junior season as the Roadrunners won 13 games before falling in the state semifinals ... Played basketball for Ridgeway, which was considered one of the best teams in Tennessee ... Coached by Duron Sutton ... Was teammates with current Razorback Cordale Boyd ... Chose Arkansas after also receiving interest from Mississippi State, Ole Miss, Auburn and Clemson.

Personal

Born on Nov. 27, 1993 ... Son of Keith and Crystal Lewis ... Majoring in recreation and sport management.

**28****JOSH LIDDELL**

Sophomore | Defensive Back

6-1 | 210

Pine Bluff, Ark. | Dollarway Senior HS

Freshman (2014)

Saw action in 12 games and started two at strong safety as a true freshman ... Registered 12 tackles and one pass breakup on the year ... **vs. Northern Illinois (Sept. 20):** Recorded a career-high four tackles in the non-conference win ... **vs. No. 8 Ole Miss (Nov. 22):** Notched his first career start and registered three tackles in Arkansas' second-consecutive shutout win ... **vs. Texas (Dec. 29):** Posted two tackles in the Razorbacks' AdvoCare V100 Texas Bowl victory.

High School

Ranked as a three-star prospect by 247Sports.com and ESPN ... Ranked No. 3 overall in Arkansas and as the No. 38 safety in the country by 247Sports ... Played on both sides of the ball, seeing action at safety, running back and quarterback ... Led Dollarway High School to an undefeated conference season, the 2-4A title and the semifinal round of the state playoffs playing quarterback in 2013 ... As a senior, he completed 44-of-58 passes for 1,257 yards and 15 touchdowns while also rushing 112 times for 1,278 yards and 21 touchdowns ... Tallied 45 tackles, three interceptions and five pass breakups ... In his junior season, he made 50 tackles and four interceptions while contributing 1,500 rushing yards, 300 receiving yards and 13 total touchdowns ... As a sophomore, he recorded 45 tackles and 12 interceptions in addition to 800 rushing yards and 10 touchdowns ... Coached by Cortez Lee ... Chose Arkansas over many offers, including Boise State.

Personal

Born on Feb. 15, 1996 ... Son of James and Vickie Ann Liddell ... Majoring in recreation and sport management ... Named to the Freshman SEC Honor Roll.

**89****MITCHELL LOEWEN**

Senior | Defensive Lineman

6-5 | 275

Lahaina, Hawaii | Lahainaluna HS

Junior (2014)

Moved from tight end to defensive end in the offseason and saw action in nine games ... Tallied 14 tackles, including 2.0 for a loss and a half sack ... Also recorded two quarterback hurries and two pass breakups ... **vs. UAB (Oct. 25):** Posted a career-high five tackles and 1.5 for a loss in the homecoming win ... **at No. 1 Mississippi State (Nov. 1):** Registered a pair of tackles against the top-ranked Bulldog ... **vs. Texas (Dec. 29):** Tallied two tackles, one quarterback hurry and a pass breakup in the Razorbacks' AdvoCare V100 Texas Bowl victory.

Sophomore (2013)

Appeared in all 12 games and made five starts at tight end ... Caught two passes for 29 yards and one touchdown and totaled 19 yards on two kickoff returns ... **vs. Samford (Sept. 7):** Caught a 24-yard touchdown in Arkansas' non-conference victory ... **vs. Mississippi State (Nov. 23):** Returned two kickoffs for 19 yards.

Redshirt Freshman (2012)

Appeared in five games at tight end ... **at Ole Miss (Oct. 27):** Collected one tackle ... **vs. Tulsa (Nov. 3):** Notched first career start in the win.

Freshman (2011)

Worked with the Arkansas scout team while redshirting.

High School

Played linebacker for coach Robert Watson at Lahainaluna High School on the island of Maui in Hawai'i ... Named the Maui Interscholastic League Defensive Player of the Year after his senior season in which he collected 140 tackles, 10 sacks, and two interceptions ... Recorded 111 tackles, six sacks and three interceptions in his junior year for the Lunas.

Personal

Son of Chuck and Paula Loewen and has a brother, Cole ... Father played offensive line for San Diego from 1980-84 after being drafted by the Chargers in the seventh round of the 1980 NFL Draft ... Named to the Razorback Honor Roll in the fall of 2011 and 2014 ... Majoring in management.

**24****RYDER LUCAS**

Redshirt Freshman | Defensive Back

6-0 | 189

The Woodlands, Texas | College Park HS

Freshman (2014)

Worked with the Arkansas scout team while redshirting.

High School

Attended College Park High School in The Woodlands, Texas, and played under head coach Richard Carson ... Collected 83 solo tackles and 95 total tackles during his varsity career ... Averaged 3.4 tackles per game and added one sack and three interceptions over three years on varsity.

Personal

Born on Aug. 9, 1995 ... Son of Mike and Dana Lucas ... Majoring in recreation and sport management.



90

KE'TYRUS MARKS

Sophomore | Defensive Lineman
6-2 | 295
West Palm Beach, Fla. | Suncoast HS

Redshirt Freshman (2014)

Saw action in two contests ... Did not record any statistics.

Freshman (2013)

Worked with the UA scout team while redshirting.

High School

Was a three-year contributor at Suncoast and was selected to play in the Florida-Georgia All-Star Game and the Palm Beach County-Treasure Coast All-Star Game following his senior season ... An all-district honoree after breaking Suncoast High School's single-season sacks record with 19 as a senior as part of a 60-tackle season ... In his junior year, he made 38 tackles, recovered two fumbles and forced one fumble for the Chargers ... Made 47 tackles, including seven sacks, and forced three fumbles his sophomore season ... He has been involved in several community service projects, including cooking for the elderly and helping his church provide the homeless a place to shower ... Coached by Jim Clark ... Chose Arkansas over multiple offers, including Wake Forest.

Personal

Born on Oct. 25, 1994 ... Son of Keith Marks and Theresa Tarver ... Majoring in communication ... Named to the 2014 Fall SEC Academic Honor Roll.



48

ADAM McFAIN

Junior | Kicker
6-0 | 187
Greenwood, Ark. | Greenwood HS

Sophomore (2014)

Participated in nine games on kickoff and field goal duties ... Was 7-of-10 on field goal attempts, including a career-long 49-yarder ... Averaged 60.3 yards on 45 kickoffs ... Went 20-of-20 on PAT attempts ... **vs. UAB (Oct. 25):** Knocked through a career-long 49-yard field goal in Arkansas' homecoming victory ... **vs. No. 8 Ole Miss (Nov. 22):** Split the uprights a career-high three times on four attempts in the Razorbacks' second-consecutive shutout.

Redshirt Freshman (2013)

Worked with the UA specialists and did not appear in any games.

Freshman (2012)

Worked with the UA specialists while redshirting.

High School

Was 14-of-17 on field goals and 69-of-72 on PAT attempts as a senior ... Helped Greenwood High School to consecutive 5A state championships his final two years, including a perfect 14-0 season as a senior in 2011 ... Left Greenwood holding the state record for most points in a season by a kicker with 111 in 2011 ... Was 6-of-9 on field goals and 62-of-64 on PAT attempts as a junior ... Played soccer and was named to the all-conference team in 2009, 2010, and 2011 and the all-state team in 2012 ... Coached by Rick Jones.

Personal

Born on April 9, 1994 ... Son of Karen and Dana McFain ... Named to the Athletic Director's list in the fall of 2012 and selected to the SEC Fall Academic Honor Roll in 2013 and 2014 ... Majoring in supply chain management.

2014 Game-By-Game

	KICKING				KICKOFFS				TACKLES			
	GP	FGM-FGA	LNG	PATs	NO	YDS	AVG	TB	UA	A	ToT	PTS
at AUB					- DID NOT PLAY -							
NICH					- DID NOT PLAY -							
at TxTECH					- DID NOT PLAY -							
NIU	1	0-0	0	0-0	9	575	63.9	3	0	0	0	0
vs TAMU	1	0-0	0	0-0	4	253	63.2	0	1	0	1	0
ALA	1	0-0	0	0-0	2	123	61.5	0	0	0	0	0
UGA	1	0-0	0	2-2	4	255	63.8	1	1	0	1	2
UAB	1	1-1	49	6-6	8	511	63.9	3	0	0	0	9
at MSU	1	1-2	36	1-1	2	119	59.5	0	0	0	0	4
LSU	1	1-1	32	2-2	4	163	40.8	0	0	0	0	5
MISS	1	3-4	31	3-3	3	192	64.0	1	0	0	0	12
at MIZZ	1	0-0	0	2-2	3	188	62.7	2	0	0	0	2
vs TEX	1	1-2	32	4-4	6	334	55.7	0	1	0	1	7
TOTAL	10	7-10	49	20-20	45	2,713	60.3	10	3	0	3	41



ADAM McFAIN

RAZORBACK FOOTBALL

2015 RAZORBACKS

2014 REVIEW

HISTORY

RECORDS

FACILITIES

U OF A





13

DAVYON McKINNEYSenior | Defensive Back
6-1 | 215
Forrest City, Ark. | Forrest City HS**Junior (2014)**

Participated in four games and started once ... Tallied a pair of tackles on the season ... **vs. UAB (Oct. 25)**: Started and collected two tackles.

Sophomore (2013)

Appeared in 11 games and made five tackles ... **at Rutgers (Sept. 21)**: Recorded two tackles ... **at Ole Miss (Nov. 9)**: Tallied a pair of tackles.

Redshirt Freshman (2012)

Appeared in 11 games and started twice ... **at Auburn (Oct. 6)**: Made first career start and tallied two tackles in the 24-7 win ... **vs. Kentucky (Oct. 13)**: Started and collected a pair of tackles ... **at Mississippi State (Nov. 17)**: Made a season-high three tackles.

Freshman (2011)

Worked with the UA scout team while redshirting.

High School

Considered one of the top 10 prospects in the state of Arkansas by Rivals.com ... Ranked as the No. 107 wide receiver recruit in the country by Scout.com ... Compiled 21 catches for 453 yards and three touchdowns in 2010 ... Collected two rushing scores along with a 65-yard interception return and forced fumble on the defensive side of the ball ... Ranked fourth in HawgSports.com's "Natural 21" to conclude his senior campaign ... Coached by Rich Trail ... Sided with the Razorbacks after also receiving interest from Ole Miss and Tulsa.

Personal

Born on Jan. 13, 1993 ... Son of Doris Banks ... Majoring in recreation and sport management ... Named to the 2014 Fall SEC Academic Honor Roll.

**DAVYON McKINNEY**

31

CONNOR McPHERSONSophomore | Running Back
5-7 | 205
The Woodlands, Texas | College Park HS**Redshirt Freshman (2014)**

Participated on the Arkansas scout team but did not appear in any games.

Freshman (2013)

Worked with the Arkansas scout team while redshirting.

High School

Played under head coach Richard Carson ... Gained 1,200 yards as a running back and averaged 6.9 yards per carry on 175 touches, adding 18 total touchdowns over three years at College Park High School.

Personal

Born on Feb. 26, 1995 ... Son of Brian and Leslie ... Majoring in finance.



7

DAMON MITCHELLSophomore | Wide Receiver
6-2 | 207
Egg Harbor City, N.J. | Cedar Creek HS**Redshirt Freshman (2014)**

Moved to wide receiver in the offseason and appeared in four contests ... Recorded six rushes for 58 yards ... **vs. Nicholls (Sept. 6)**: Tallied a career-high 36 yards rushing on three attempts, including a game-long 13-yard run ... **vs. UAB (Oct. 25)**: Recorded a career-long 15-yard rush.

Freshman (2013)

Worked with the Arkansas scout team while redshirting at quarterback.

High School

Ranked as the No. 11 dual-threat quarterback in the nation and the No. 12 overall prospect in New Jersey by 247Sports.com ... Rivals.com pegged him 15th in the nation at his position and 20th in New Jersey ... In his senior season, he passed for 2,025 yards and 22 touchdowns and rushed for 1,027 yards and 21 touchdowns to lead Cedar Creek High School to 11 wins and an appearance in the NJSIAA South Group 2 championship game ... Played quarterback and safety as a junior, passing for 859 yards and nine touchdowns and rushing for 937 yards and 12 touchdowns while adding 43 tackles, three interceptions and 12 pass breakups on defense ... Coached by Tim Watson ... Selected Arkansas over Georgia Tech and Rutgers.

Personal

Born on July 9, 1994 ... Son of April Bell ... Majoring in English/journalism.



80

DREW MORGAN
Junior | Wide Receiver
6-0 | 195
Greenwood, Ark. | Greenwood HS

Sophomore (2014)

Appeared in all 13 games at wide receiver ... Tallied 181 yards on 10 receptions, including a career-long 44-yard reception ... **vs. UAB (Oct. 25):** Notched one reception for a career-long 44 yards ... **vs. No. 8 Ole Miss (Nov. 22):** Tallied a career-high 51 receiving yards on three catches.

Freshman (2013)

Saw action in 10 games at wide receiver and on special teams ... Did not record any statistics.

High School


Helped lead Greenwood High School to two undefeated seasons, two state championships in different classifications, and was named MVP of both championship games ... Ranked as the No. 7 player in Arkansas by Rivals.com and as the No. 13 prospect in the state by 247Sports.com ... Won the Landers Award as the state's best high school player following his senior season in which he contributed on offense and defense to Greenwood's 6A state championship and 15-0 record ... Named the state's Offensive Player of the Year after making 83 receptions for 1,122 yards and 14 touchdowns and 82 rushes for 764 yards and 19 touchdowns ... Recorded 73 tackles, 20.5 for loss with 2.5 sacks, three interceptions, three forced fumbles and two pass breakups on defense as a junior in 2012 ... Caught 85 passes for 1,400 yards and 25 touchdowns while adding 89 tackles, 4.5 sacks, and four interceptions, returning two for touchdowns for the 14-0 5A state champions ... Involved in FCA, assisted with Special Olympics and was a member of the Future Business Leaders of America ... Coached by Rick Jones ... Selected Arkansas over multiple offers, including Auburn.

Personal

Born on Dec. 2, 1994 ... Son of Matt and Annie Morgan ... Majoring in management.

2014 Game-By-Game

	GS	REC	RECEIVING				ATT	YDS	RUSHING			
			YDS	AVG	TD	LNG			YDS	AVG	TD	LNG
at AUB	-	0	0	0.0	0	0	0	0	0.0	0	0	
NICH	-	1	22	22.0	1	22	0	0	0.0	0	0	
at TxTECH	-	1	8	8.0	0	8	0	0	0.0	0	0	
NIU	-	0	0	0.0	0	0	0	0	0.0	0	0	
vs TAMU	-	0	0	0.0	0	0	0	0	0.0	0	0	
ALA	-	0	0	0.0	0	0	0	0	0.0	0	0	
UGA	-	1	18	18.0	0	18	0	0	0.0	0	0	
UAB	-	1	44	44.0	0	44	0	0	0.0	0	0	
at MSU	-	1	5	5.0	0	5	0	0	0.0	0	0	
LSU	-	0	0	0.0	0	0	0	0	0.0	0	0	
MISS	-	3	51	17.0	0	28	0	0	0.0	0	0	
at MIZZ	-	0	0	0.0	0	0	0	0	0.0	0	0	
vs TEX	-	2	33	16.5	0	24	0	0	0.0	0	0	
TOTAL	13/0	10	181	18.1	1	44	0	0	0.0	0	0	



DREW MORGAN



9

RAFE PEAVEY
Redshirt Freshman | Quarterback
6-2 | 204
Bolivar, Mo. | Bolivar HS

Freshman (2014)

Worked with the UA scout team while redshirting.

High School

A four-star recruit that was rated as the No. 8 quarterback prospect by Tom Lemming ... ESPN ranked him as the No. 4 prospect from Missouri and the No. 10 quarterback in the nation ... Earned the No. 10 ranking among pro-style quarterbacks nationally from 247Sports.com, while Rivals.com ranked him as the No. 2 prospect from Missouri and the No. 4 dual-threat quarterback in the country ... He participated in the 2014 Under Armour All-America Game, finishing 7-of-11 passing for 71 yards and leading two scoring drives ... Led Bolivar High School to an undefeated regular season during his senior year ... Bolivar won 12 consecutive games in 2013, including an 11th straight Central Ozark Conference championship and the Missouri Class 4, District 7 title ... The Liberators were the first team to go 12-0 in school history, and the quarterfinals were the farthest the team had advanced in 11 years ... In his senior season, he earned first-team all-state honors after he was 127-of-185 passing for 2,294 yards and 16 touchdowns and had 187 carries for 1,557 rushing yards and 27 touchdowns ... Had three additional winning seasons at Bolivar, finishing 9-3 his junior year, 9-2 his sophomore year and 8-1 on the freshman team ... During his junior and sophomore seasons, he was 191-of-288 passing for 3,696 yards and 38 touchdowns and had 156 carries for 1,040 yards and 26 touchdowns ... An All-Central Ozarks Conference and all-district selection each of his three years as the starter and was also named the Central Ozarks Conference MVP ... Coached by Lance Roweton ... Chose Arkansas after receiving numerous offers, including Auburn, Missouri, Ole Miss and Kentucky ... Enrolled in January 2014 and participated in spring practices.

Personal

Born on Dec. 5, 1995 ... Son of Jack and Rachael Peavey ... Majoring in pre-business ... Named to the Freshman SEC Honor Roll.



72

FRANK RAGNOW
Sophomore | Offensive Lineman
6-5 | 312
Chanhassen, Minn. | Chanhassen HS

Freshman (2014)

Saw action in nine contests as a true freshman center ... Named to the Coaches All-SEC Freshman team and Sporting News All-True Freshman team ... Participated in more than 200 snaps, averaging a grade of 70 percent and was only flagged twice ... Blocked for RBs Alex Collins and Jonathan Williams, who were the only FBS teammates to each rush for 1,000-plus yards in the 2014 season ... Helped protect QB Brandon Allen as the offensive line led the SEC with 14 sacks allowed ... **vs. Nicholls (Sept. 6):** Saw a career-high 46 snaps and tallied five knockdown blocks in the home-opening win ... **at Texas Tech (Sept. 13):** Registered three knockdowns, paving the way for Arkansas to post over 400 yards on the ground in the non-conference road victory ... **at No. 1 Mississippi State (Nov. 1):** Earned a season-high offensive line grade of 89 percent against the top-ranked Bulldogs.

High School

Given four stars from ESPN, Scout.com and 247Sports.com ... Ranked as the No. 3 prospect from Minnesota by ESPN, 247Sports and Rivals.com ... According to 247Sports Composite ranking, he had a grade of 89 and was the country's 24th-best offensive tackle ... One of two 2014 Army All-American Bowl nominees from Minnesota and also was invited to the Offense-Defense All-American Bowl following his senior season ... During his career at Chanhassen High School, was twice named all-state, all-metro and all-conference ... Also played defense and accrued 102 tackles, including 14 sacks, and two fumble recoveries ... In his senior year, he helped the Storm to a school-record seven-game win streak from week three to the quarterfinal round of the sectional playoffs ... Played basketball and contested the shot put and discus throw and was a captain on all three teams ... An honor-roll student ... Coached by Bill Rosberg ... Chose Arkansas over offers from Minnesota, Florida State, Ohio State, Vanderbilt and Wisconsin.

Personal

Born on May 17, 1997 ... Son of John and Marty Ragnow ... Majoring in pre-business ... Named to the Freshman SEC Honor Roll.



MEET THE RETURNERS



9

SANTOS RAMIREZ
Redshirt Freshman | Defensive Back
6-2 | 202
Shreveport, La. | Evangel Christian Academy

Freshman (2014)

Worked with the Arkansas scout team while redshirting and earned the special teams scout team award.

High School

Three-star prospect according to ESPN, Rivals.com, Scout.com and 247Sports.com ... Earned a scouting grade of 88 and ranked as the No. 28 prospect from Louisiana and the No. 49 safety in the nation by 247Sports ... Rivals ranked him 26th in Louisiana and the No. 50 cornerback in the country ... Named first-team all-state, first-team all-district and first-team all-city as a senior after making 88 tackles and 10 interceptions and helping Evangel Christian to a 10-2 record that included an undefeated season in district play ... The Eagles won the District 1-3A championship and advanced to the Division II state semifinals ... As a junior he made 76 tackles, four interceptions and 10 pass breakups and was a first-team all-state selection ... In his sophomore year he recorded 33 tackles and grabbed two interceptions ... Also played basketball and ran track ... Volunteered with the elderly at nursing homes in Shreveport and earning recognition on the Principal's List for his work in the classroom ... Coached by Byron Dawson ... Chose Arkansas over offers from LSU, Baylor, Memphis, Southern Miss and Air Force.

Personal

Born on April 22, 1996 ... Son of Lakenyo Louis ... Majoring in recreation and sport management.



30

KEVIN RICHARDSON II
Sophomore | Defensive Back
6-0 | 175
Jacksonville, Ark. | Jacksonville HS

Redshirt Freshman (2014)

Appeared in all 13 contests in sub packages and on special teams ... Posted eight tackles and one quarterback hurry on the year ... **at Texas Tech (Sept. 13):** Recorded a pair of tackles in the non-conference road win ... **vs. Northern Illinois (Sept. 6):** Posted two tackles against the Huskies.

Freshman (2013)

Worked with the UA scout team while redshirting.

High School

Recorded more than 2,000 all-purpose yards and 17 touchdowns offensively, while also adding eight interceptions playing defense as a senior ... Showed his speed while playing wide receiver, quarterback, running back, safety and returner of both punts and kickoffs for Jacksonville High School as a senior ... Tallied more than 1,000 all-purpose yards and nine touchdowns on offense as a junior, plus seven interceptions on defense ... A two year all-state athlete, he was named to Arkansas Democrat-Gazette's 2012-13 All-Arkansas Preps team and earned first-team all-conference recognition three times ... Competed in basketball, baseball and track while at Jacksonville ... Coached by Rick Russell.

Personal

Born on Nov. 4, 1994 ... Son of Kevin and Sancí Richardson ... Majoring in kinesiology.



40

MATT REYNOLDS
Sophomore | Linebacker
6-1 | 215
McKinney, Texas | McKinney HS

Redshirt Freshman (2014)

Worked with the Arkansas scout team.

Freshman (2013)

Worked with the Arkansas scout team while redshirting.

High School

Had a game winning-interception against Mansfield Legacy as well as recording his first touchdown against Plano West his senior year ... During the year, he compiled 88 tackles, including 46 solo, two pass breakups, one forced fumble and two interceptions ... Had 116 tackles, one pass breakup, one forced fumble and one interception in his junior season ... Was given the Distinguished Student award for McKinney Independent School District senior year ... Coached by Jeff Smith.

Personal

Born on Dec. 27, 1994 ... Son of Eric and Kathy Reynolds ... Majoring in mechanical engineering ... Named to the 2014 Fall SEC Academic Honor Roll.



17

JOJO ROBINSON
Redshirt Freshman | Wide Receiver
5-11 | 190
Miami, Fla. | Northwestern HS

Freshman (2014)

Worked with the UA scout team while redshirting and earned offensive scout team award.

High School

Rated a four-star prospect by ESPN and Scout.com ... Touted as one of the best route runners in the 2014 class, he was ranked as the No. 22 athlete in the country and No. 35 prospect in Florida by 247Sports.com Composite ranking ... Rivals.com pegged him as the No. 59 receiver in the country and the No. 55 prospect in Florida, while ESPN ranked him No. 145 on the ESPN 300 ... Made 35 receptions for 445 yards and three touchdowns and added 161 yards and one touchdown on 29 rushing attempts as a junior to help Northwestern High School to the regional semifinal round of the 6A state playoffs ... Caught 16 passes for 153 yards and one touchdown while rushing 29 times for 98 yards and two touchdowns on an eight-win team ... Coached by Stephen Field ... Chose Arkansas over numerous offers including Florida State, LSU, Auburn, TCU and South Florida.

Personal

Born on Feb. 22, 1995 ... Son of Joseph and Patricia Robinson ... Majoring in recreation and sport management major.



96

KARL ROESLER
Sophomore | Defensive Lineman
6-1 | 255
Louisville, Ky. | St. Xavier HS

Redshirt Freshman (2014)

Saw action in 12 contests ... Collected three tackles on the season ... **vs. No. 10 Georgia (Oct. 18):** Posted a career-high two tackles.

Freshman (2013)

Worked with the UA scout team while redshirting.

High School

The backbone for St. Xavier High School his sophomore through senior seasons where the Tigers were state-runner up three years in a row ... Ranked by Maxpreps.com as the No. 4 defensive end in the state of Kentucky ... Collected many accolades throughout career at St. Xavier including being named all-state and all-district three years straight ... Named US Army All-American alternate his senior season, played in the Kentucky-Tennessee Border Bowl and was named Defensive MVP of the Best of the Bluegrass All-Star Game.

Personal

Born on July 21, 1995 ... Son of Karl and Lora Roesler ... Grandfather Karl Roesler started for three years as a center at Notre Dame ... Father Karl Roseler Jr., also played football for Notre Dame ... Uncle played baseball for the Cincinnati Reds ... Majoring in pre-business ... Named to the 2014 Fall SEC Academic Honor Roll.



82

LUKE ROSSI
Redshirt Freshman | Wide Receiver
5-11 | 203
Edmond, Okla. | North HS

Freshman (2014)

Worked with the Arkansas scout team while redshirting.

High School

Attended North High School in Edmond, Okla. ... Broke nearly every receiving record in two seasons under head coach Scott Burger ... Totaled 64 receptions for 913 yards and nine touchdowns as a senior, earning all-district most valuable player and all-conference honors ... Holds the school record for most receiving yards in a season (913), in a game (168) and most touchdown receptions in a season (9) ... Named All-Edmond Offensive Player of the Year by the Edmond Sun, team MVP and first team Big-All City by The Oklahoman ... As a junior, tallied 30 receptions for 634 yards and scored eight touchdowns.

Personal

Born on Sept. 11, 1995 ... Son of John and Faith Rossi ... Majoring in history.



42

LANE SALING
Sophomore | Kicker
5-8 | 170
Owasso, Okla. | Owasso HS

Redshirt Freshman (2014)

Appeared in one contest and scored his first-career points ... **vs. Nicholls (Sept. 6):** Knocked through his first-career PAT and kicked off three times for a 60.3 average in the non-conference win.

Freshman (2013)

Worked with the Arkansas scout team while redshirting.

High School

Attended Owasso High School ... Played under head coach Bill Patterson.

Personal

Born on Jan. 27, 1995 ... Son of Larry and Laura Saling ... Majoring in finance ... Named to the Freshman SEC Honor Roll.



29

CHRIS SAUNDERS
Junior | Wide Receiver
5-11 | 195
Dallas, Texas | Life Charter School

Sophomore (2014)

Worked with the Arkansas scout team.

Redshirt Freshman (2013)

Worked with the Arkansas scout team and did not appear in any games.

Freshman (2012)

Worked with the Arkansas scout team while redshirting.

High School

During his senior season, he passed for 1,200 yards and seven touchdowns and added 723 yards and 10 touchdowns on the ground ... Passed for 1,300 yards and 10 touchdowns and also rushed for 452 yards and four touchdowns while quarterbacking Life Charter School as a junior ... Helped lead his team to their first appearance in the division playoffs in the school's history ... Also participated in basketball, track, and powerlifting and was named to the National Honor Society as a senior ... Coached by Robert Acree.

Personal

Born on Nov. 4, 1993 ... Son of Lisa and Steven Saunders ... Majoring in management ... Named to the SEC Fall Academic Honor Roll in 2013 and 2014.





70

DAN SKIPPER

Junior | Offensive Lineman
6-10 | 331
Arvada, Colo. | Ralston Valley HS

Sophomore (2014)

Appeared and started in all 13 contests at left tackle ... Named AP All-SEC honorable mention ... Participated in more than 700 snaps and recorded a blocked kick ... Led the offensive line with a grade of 80 percent in more than 50 snaps ... Blocked for RBs Alex Collins and Jonathan Williams, who were the only FBS teammates to each rush for 1,000-plus yards in the 2014 season ... Helped protect QB Brandon Allen as the offensive line led the SEC with 14 sacks allowed ... **at Texas Tech (Sept. 13):** Earned SEC Offensive Lineman of the Week after he recorded a season-high 10 knockdowns as the Razorbacks posted over 400 rushing yards in the road win ... **vs. No. 7 Alabama (Oct. 11):** Graded out at a season-high tying 84 percent offensive grade ... **vs. No. 20 LSU (Nov. 15):** Posted seven knockdowns and didn't allow a sack in the Razorbacks' shutout over the Tigers ... **vs. No. 17 Missouri (Nov. 29):** Recorded a blocked kick.

Freshman (2013)

Played in all 12 games and started the last eight at offensive guard and blocked a school-record three field goal attempts ... Named a Freshman All-American after blocking as Alex Collins became the second freshman in school history and 10th true freshman in SEC history to rush for 1,000 yards ... The only player in the SEC and one of eight nationally to have at least three blocked kicks ... His blocked field goals total tied for the 2nd-highest single-season total in SEC history and for the 8th-highest single-season total in NCAA history ... Only 22 teams in the country had more blocked kicks, including punts, than Skipper ... The offensive line also allowed the Razorbacks to produce eight individual 100-yard rushing performances and rush for more than 200 yards as a team nine times ... Alex Collins and Jonathan Williams became the second Razorback duo to each reach at least 900 rushing yards in one season, joining Darren McFadden and Felix Jones from 2006 and 2007 ... The offensive line also broke the single-season school record by only allowing 8.0 sacks ... Arkansas led the SEC and tied for second in the NCAA with an average of 0.67 sacks allowed per game ... The Razorbacks' average of one sack allowed for every 37.63 pass attempts was the best in the conference and seventh in the nation ... **vs. Texas A&M (Sept. 28):** Made the first start of his career and helped the offense gain 483 yards ... **vs. Mississippi State (Nov. 23):** Started at guard as the Razorbacks rushed for 225 yards and also blocked a field goal, his third blocked kick of the season, a school record.

High School

Rated as the No. 32 offensive tackle in the country by Scout.com, the No. 4 prospect in Colorado and the No. 46 offensive tackle in the country by Rivals.com, and the state's No. 5 prospect and the country's 47th offensive tackle by 247Sports.com ... Earned 5A all-state recognition as a senior, helping Ralston Valley High School average 35.8 points per game while advancing to the semifinal round of the state playoffs, and after the season was selected to play in the Offense-Defense All-American Bowl ... His junior season, the Mustangs put together a 10-2 record and advanced to the quarterfinal round of the state playoffs ... A member of student government all four years in high school, where he contributed more than 100 hours of community service and served his senior year as student body president ... A member of the National Honor Society and volunteered for a program to mentor incoming freshmen ... Coached by Matt Loyd ... Received numerous scholarship offers and chose Arkansas over Ole Miss, Tennessee, Ohio State and Michigan.

Personal

Born on Sept. 20, 1994 ... Son of Ken and Brigid Skipper ... Majoring in biology ... Named to the 2014 Fall SEC Academic Honor Roll.

**DAN SKIPPER**

65

MITCH SMOTHERS

Senior | Offensive Lineman
6-3 | 322
Springdale, Ark. | Springdale HS

Junior (2014)

Appeared and started in all 13 contests at center ... Saw action in more than 600 snaps and finished the season with a 72 percent offensive line grade while only being penalized twice ... Blocked for RBs Alex Collins and Jonathan Williams, who were the only FBS teammates to each rush for 1,000-plus yards in the 2014 season ... Helped protect QB Brandon Allen as the offensive line led the SEC with 14 sacks allowed ... **at No. 6 Auburn (Aug. 30):** Opened the season with five knockdowns and didn't allow a sack ... **at Texas Tech (Sept. 16):** Tallied a season-high six knockdown blocks, paving the way for Arkansas to post over 400 rushing yards in the road win ... **vs. No. 20 LSU (Nov. 15):** Posted three knockdowns while not allowing a sack and grading out at 79 percent.

Redshirt Sophomore (2013)

Saw action in five games and was a starter for the first four games ... Blocked as Alex Collins became the second freshman in school history and 10th true freshman in SEC history to rush for 1,000 yards ... The offensive line also allowed the Razorbacks to produce eight individual 100-yard rushing performances and rush for more than 200 yards as a team nine times ... Collins and Jonathan Williams became the second Razorback duo to each reach at least 900 rushing yards in one season, joining Darren McFadden and Felix Jones from 2006 and 2007 ... The offensive line also broke the single-season school record by only allowing 8.0 sacks ... Arkansas led the SEC and tied for second in the NCAA with an average of 0.67 sacks allowed per game ... The Razorbacks' average of one sack allowed for every 37.63 pass attempts was the best in the conference and seventh in the nation ... Arkansas also ranked fourth in the SEC and 23rd in the NCAA in rushing offense with an average of 208.7 yards per game on the ground ... **vs. Louisiana (Aug. 31):** Started at guard in Bret Bielema's first game at Arkansas as Williams and Collins each rushed for more than 100 yards ... **vs. Southern Miss (Sept. 14):** Helped Williams and Collins top 100 yards each as Collins became the first freshman in SEC history to rush for more than 100 yards in each of his first three games.

Sophomore (2012)

Worked with the UA scout team while redshirting.

Freshman (2011)

Saw action in seven games and started the first four games of the season ... Part of an offensive line that allowed the offense to break 16 game or season school records and produce a 3,000-yard passer for the third straight season ... Arkansas led the SEC in total offense, passing offense and scoring offense to become just the fifth different school, and first since 2001, to lead the conference in all three categories in a single season and became the sixth team in conference history, and second since 1992, to lead the SEC in passing offense for three straight seasons ... Quarterback Tyler Wilson broke nine UA records and led the SEC in passing and total offense while becoming the first Razorback to be a first-team All-SEC selection at quarterback ... Wide receiver Jarius Wright also earned first-team All-SEC honors after he broke seven school records and led the conference in receiving yards per game with an average of 93.1 ... The Razorback offense posted the second-best single-season total in school history for completions (299), passing yards (3,909), passing yards per game (300.7), first downs (279) and passing first downs (166) while totaling the third-highest total offense yardage total (5,695) and third-best total offense per play average (6.45) ... **vs. Missouri State (Sept. 3):** Became the first true freshman in school history to start a season opener on the offensive line and was one of just four true freshman offensive line starters on a BCS team in the season's first week as Arkansas racked up 51 points and 466 yards in the first game of the year ... **vs. New Mexico (Sept. 10):** Helped the offense gain 632 yards of total offense in the win over the Lobos.

High School

Recognized on ESPN's Top 150 class of 2011 list and was part of three Arkansas Class 7A playoff teams at Springdale High School ... Rated as the fourth-best prospect in the state of Arkansas and as the No. 17 offensive guard in the country by Rivals.com ... Ranked No. 29 in the 2011 class of offensive tackles by Scout.com ... Selected to Under Armour's All-America team and appeared in the Under Armour All-American Game held in Tampa, Fla., following his senior year under Shane Patrick ... Was a first-team Class 7A West All-State pick by the AHSAA and a first-team all-state selection by ArkansasVarsity.com ... Recruited by Auburn, Ole Miss, Mississippi State, Missouri, Oklahoma State, South Carolina and UCLA.

Personal

Born on Oct. 20, 1992 ... Son of Kirk Smothers and Lori Cornella ... Majoring in hospitality and restaurant management.



MITCH SMOTHERS



83

JEREMY SPRINKLE

Junior | Tight End
6-6 | 255
White Hall, Ark. | White Hall HS

Sophomore (2014)

Participated in all 13 contests at tight end and on special teams ... Recorded 84 receiving yards on seven catches and one touchdown ... Also led the special teams with nine tackles ... **vs. Northern Illinois (Sept. 20):** Notched one reception for 16 yards in the non-conference victory ... **vs. No. 6 Texas A&M (Sept. 27):** Registered one reception for 13 yards ... **UAB (Oct. 25):** Recorded first-career touchdown in Arkansas' homecoming win over the Blazers ... **vs. No. 20 LSU (Nov. 15):** Caught one reception for a season-long 17 yards in the shutout win over the Tigers.

Redshirt Freshman (2013)

Saw action in all 12 games and started twice ... Caught four passes for 68 yards and gained one yard on one rush ... **vs. Louisiana (Aug. 31):** Made collegiate debut in Arkansas' season-opening win and contributed 22 receiving yards on two catches ... **vs. Mississippi State (Nov. 23):** Hauled in a career-long, 44-yard reception.

Freshman (2012)

Worked with the UA scout team while redshirting.

High School

A versatile two-way standout for White Hall, playing tight end and defensive end ... Ranked as the No. 5 overall prospect in Arkansas and the 15th-best tight end in the country by 247Sports.com and as the No. 7 overall prospect in the state by Rivals.com ... Caught 45 passes for 841 yards and six touchdowns and made 92 tackles, including 14 sacks, in helping the Bulldogs win the 2011 5A Southeast Conference championship and reach their first state semifinal in 20 years ... Named to the 2011 Arkansas Super Team by the Associated Press and was a three-sport All-Southeast Arkansas selection by The Commercial, being honored in football, basketball and baseball ... Selected to play in the 2012 Arkansas High School Association All-Star Game ... Tallied 73 tackles, 25 for loss with 15 sacks as a junior and also made 10 catches for 227 yards and three touchdowns ... Coached by Mike Vaughn ... Chose Arkansas over Mississippi State, Purdue, Kansas and Louisville.

Personal

Born Aug. 10, 1994 ... Son of Billy and Shelia Sprinkle ... Brother, Aaron, was an offensive lineman at Ouachita Baptist ... Majoring in recreation and sport management ... Named to the SEC Fall Academic Honor Roll in 2013.



57

NICHOLAS THOMAS-SMITH

Junior | Linebacker
5-10 | 225
Chesterfield, Mo. | Marquette HS

Sophomore (2014)

Worked with the Arkansas scout team and did not appear in any games.

Redshirt Freshman (2013)

Worked with the Arkansas scout team and did not appear in any games.

Freshman (2012)

Worked with the Arkansas scout team while redshirting.

High School

Part of the 2010 Marquette High School football team that was conference and district champions, marking the first time in school history that the team won both ... Accumulated eight sacks, 40 tackles and 10 tackles for loss his senior season ... Was a four-year honor roll student at Marquette.

Personal

Born on December 21, 1993 ... Son of Betty Smith ... Majoring in marketing ... Cousin of former Razorback great Felix Jones ... Mother lettered in track and field at Arkansas in 1981 ... Named to the 2014 Fall SEC Academic Honor Roll.



JEREMY SPRINKLE

RAZORBACK FOOTBALL

2015 RAZORBACKS

2014 REVIEW

HISTORY

RECORDS

FACILITIES

U OF A



MEET THE RETURNERS



31 **SCOTTY THURMAN**
 Junior | Defensive Back
 5-11 | 210
 Pine Bluff, Ark. | Fayetteville HS

Sophomore (2014)

Saw action in the Nicholls contest ... Did not record any statistics.

Redshirt Freshman (2013)

Worked with the UA scout team and did not appear in any games.

Freshman (2012)

Worked with the UA scout team while redshirting.

High School

Came to Arkansas fresh off a 7A state championship with Fayetteville High School ... Helped the Bulldogs to a 12-2 mark his senior year, including a 29-28 defeat of Bentonville in the state title game that avenged a loss in the championship game from the year before ... In 2011, Fayetteville scored an average of 38.9 points per game, topping 30 points in 11 games, more than 40 points in nine games and scoring at least 50 points twice ... During his junior year, Fayetteville produced a 10-4 overall mark and advanced to the state championship game while averaging 39.4 points per game ... During that 2010 season, Fayetteville scored more than 30 points 11 times, topped 40 points eight times and eclipsed 50 points in two games ... Coached by Darryl Patton.

Personal

Born on Aug. 3, 1994 ... Son of Regina and Scotty Thurman ... Father is currently the Razorback men's basketball Director of Student-Athlete Development, the color analyst for men's basketball radio broadcasts and lettered in basketball at Arkansas from 1993-95 ... Mother also attended Arkansas and was a member of the spirit squad ... Uncle, Corliss Williamson, lettered in basketball at Arkansas from 1993-95 and went on to a 13-year NBA career with four different teams ... Cousin, Keith Jackson, was an NFL tight end playing for three teams from 1988-96 ... Majoring in information systems ... Named to the SEC Fall Academic Honor Roll in 2013 and 2014.



5 **HENRE' TOLIVER**
 Sophomore | Defensive Back
 6-1 | 186
 Marrero, La. | Archbishop Rummel HS

Freshman (2014)

Appeared in 11 contests with one start at cornerback as a true freshman ... Registered 18 tackles and a sack ... Talled two interceptions for 46 yards and one pass breakup ... **at Texas Tech (Sept. 13):** Totaled three tackles and one interception in the non-conference win over the Red Raiders ... **vs. Northern Illinois (Sept. 20):** Posted three tackles and pass breakup in the victory ... **vs. No. 7 Alabama (Oct. 11):** Served as the primary defender for Heisman finalist Amari Cooper, limiting him to only two receptions for 22 yards ... **vs. No. 10 Georgia (Oct. 18):** Recorded a pair of tackles and a sack for a loss of four yards ... **vs. Texas (Dec. 29):** Returned an interception 46 yards in the Razorbacks' AdvoCare V100 Texas Bowl victory over the Longhorns.

High School

A four-star with a scout grade of 90 and ranked as the No. 18 prospect from Louisiana and the No. 27 cornerback in the country by 247Sports.com ... Rivals.com ranked him as the No. 20 recruit from Louisiana and the nation's 42nd-best cornerback ... Part of the Archbishop Rummel team that claimed back-to-back Division I state championships in 2012 and 2013 ... Made 10 interceptions in high school, including interceptions to clinch consecutive three-point victories in the quarterfinal and semifinal rounds of the state playoffs as a senior ... Made 25 tackles and two interceptions, earning All-District 9-5A honors as a junior ... Also played basketball and helped team advance to the state quarterfinals his junior season ... Recorded 42 tackles with three interceptions as a sophomore ... An honor-roll student and volunteered at the local Senior Center... Coached at Archbishop Rummel by Jay Roth ... Chose Arkansas after receiving numerous offers, including Oklahoma, Nebraska, Arizona State, Kentucky and Louisville.

Personal

Born on Oct. 21, 1996 ... Son of Henry and Patricia Toliver ... Majoring in recreation and sport management.



HENRE' TOLIVER

2014 Game-By-Game

	GS	UA	A	ToT	TFL-YDS	SCK-YDS	FF	FR-YDS	INT-YDS	QBH	BRUP
at AUB	-	0	0	0	0.0-0	0.0-0	0	0-0	0-0	0	0
NICH	-	1	1	2	0.0-0	0.0-0	0	0-0	0-0	0	0
at TxTECH	1	3	0	3	0.0-0	0.0-0	0	0-0	1-0	0	0
NIU	-	2	1	3	0.0-0	0.0-0	0	0-0	0-0	0	0
vs TAMU	1	1	1	2	0.0-0	0.0-0	0	0-0	0-0	0	0
ALA	1	0	2	2	0.0-0	0.0-0	0	0-0	0-0	0	0
UGA	1	1	1	2	1.0-4	1.0-4	0	0-0	0-0	0	0
UAB	- DID NOT PLAY -										
at MSU	- DID NOT PLAY -										
LSU	-	1	0	1	0.0-0	0.0-0	0	0-0	0-0	0	0
MISS	-	2	0	2	0.0-0	0.0-0	0	0-0	0-0	0	0
at MIZZ	-	0	0	0	0.0-0	0.0-0	0	0-0	0-0	0	0
vs TEX	-	0	1	1	0.0-0	0.0-0	0	0-0	1-46	0	0
TOTAL	11/4	11	7	18	1.0-4	1.0-4	0	0-0	2-46	0	0



73

SEBASTIAN TRETOLA

Senior | Offensive Lineman
6-5 | 334
San Bernardino, Calif. | Iowa Western CC / Cajon HS

Junior (2014)

Appeared in all 13 games and started 11 at left guard ... Launched a Heisman Trophy campaign after throwing a touchdown pass on a fake field goal ... Saw action in over 690 snaps, allowing no sacks and was only penalized four times ... Averaged an offensive grade of 79 percent, tied for second-best on the team ... Blocked for RBs Alex Collins and Jonathan Williams, who were the only FBS teammates to each rush for 1,000-plus yards in the 2014 season ... Helped protect QB Brandon Allen as the offensive line led the SEC with 14 sacks allowed ... **vs. Nicholls (Sept. 6):** Earned a season-high 95 percent offensive line grade ... **vs. Texas Tech (Sept. 13):** Collected a season-high seven knockdown blocks with a grade of 90 percent as the Razorbacks gained more than 400 yards on the ground in the non-conference road win ... **vs. UAB (Oct. 25):** Caught the college football world's attention when he tossed a touchdown pass to Arkansas' long snapper on a fake field goal ... **vs. No. 20 LSU (Nov. 15):** Tied for a season-high seven knockdowns and graded out at 82 percent in the shutout over the Tigers ... **vs. No. 8 Ole Miss (Nov. 22):** Registered five knockdown blocks in the Razorbacks' second consecutive shutout over a ranked opponent.

Sophomore (2013 at Iowa Western CC)

Ranked as a four-star by 247Sports.com, the No. 1 junior college prospect in Iowa, the No. 8 junior college offensive tackle in the country and the 29th-best junior college prospect in the nation ... Ranked 63rd in the Rivals.com junior college top 100 ... ESPN ranked him as the country's No. 11 junior college offensive tackle ... Earned first-team all-conference honors in 2013 after helping the Reivers win the Midwest Football Conference championship and a No. 2 final ranking following a defeat of Butler in the Graphic Edge Bowl ... Coached by Scott Strohmeier ... Selected Arkansas after receiving multiple scholarship offers from schools including Oklahoma, Florida, Texas Tech, TCU and South Florida.

Redshirt Freshman (2012 at Nevada)

Saw action in 10 games with four starts in 2012, helping the Wolf Pack to the New Mexico Bowl.

Freshman (2011 at Nevada)

Worked with the Wolf Pack scout team while redshirting.

High School

Helped lead Cajon High School to a league championship as a junior and was twice a first-team all-league selection, adding first-team all-county honors as a senior ... Coached by Kim Battin.

Personal

Born on May 1, 1992 ... Son of Mary Tretola ... Majoring in American studies.



SEBASTIAN TRETOLA



46

ALEX VOELZKE

Senior | Tight End
6-5 | 253
Longview, Texas | Spring Hill HS

Junior (2014)

Participated in all 13 contests at tight end and as an essential part of special teams ... Tallied three tackles on Arkansas' kickoff coverage and returned one kickoff for 21 yards ... **vs. Nicholls (Sept. 6):** Returned one kick for 21 yards ... **vs. Ole Miss (Nov. 22):** Recorded a tackle in Arkansas' shutout over the Rebels.

Sophomore (2013)

Saw action in 10 games ... **vs. Mississippi State (Nov. 23):** Registered one tackle.

Redshirt Freshman (2012)

Saw action in all 12 games and caught two passes for 28 yards and one touchdown ... **vs. Ole Miss (Oct. 27):** Hauled in first collegiate catch on a six-yard touchdown reception in the second quarter ... **at No. 12 South Carolina (Nov. 10):** Caught a career-long 22-yard pass.

Freshman (2011)

Worked with the UA scout team while redshirting.

High School

A two-way player for Spring Hill High School, appearing at tight end, defensive end and linebacker throughout his career ... Caught 18 passes for 220 yards and eight touchdowns and also recorded 67 tackles, 8.0 for loss with 3.0 sacks, five quarterback hurries and one interception that he returned 24 yards for a touchdown in his senior year ... Earned first-team all-district accolades after making 87 tackles, 1.0 sack, two interceptions and two fumble recoveries as a sophomore before missing his junior season due to an injury suffered in the first game ... Played basketball and baseball for the Panthers ... Coached by Bill Poe.

Personal

Born on July 9, 1992 ... Son of Steve and Melissa Voelzke ... Sister Savannah plays volleyball for the Razorbacks ... Majoring in industrial engineering ... Named to the Athletic Director's List for his work in the classroom in the fall of 2011 and the SEC Fall Academic Honor Roll in 2012, 2013 and 2014.



ALEX VOELZKE



MEET THE RETURNERS



24 **KODY WALKER**
 Junior | Running Back
 6-2 | 256
 Jefferson City, Mo. | Jefferson City HS

Sophomore (2014)

Participated in all 13 contests and started once at fullback ... Accrued 31 carries for 149 yards and one touchdown ... Hauled in three catches for 15 yards ... **vs. Nicholls (Sept. 6):** Rushed eight times for a season-high 37 yards in the home-opening win ... **at Texas Tech (Sept. 13):** Contributed to Arkansas' 438-yard rushing performance with 30 yards on six carries and a long rush of 11 yards ... **vs. No. 7 Alabama (Oct. 11):** Started and caught three passes for 15 yards ... **vs. UAB (Oct. 25):** Registered six carries for 32 yards and a touchdown in the homecoming win over the Blazers.

Redshirt Freshman (2013)

Saw action in eight games ... **vs. No. 14 South Carolina (Oct. 12):** Rushed twice for 10 yards ... **vs. Mississippi State (Nov. 23):** Tallied four carries for 22 yards and a season-long 14-yard carry.

Redshirt Freshman (2012)

Played in each of the first two games before suffering an injury and was granted a medical hardship ... **vs. Jacksonville State (Sept. 1):** Scored the Razorbacks' first points of the season on a one-yard touchdown rush in the 49-24 win ... **vs. ULM (Sept. 8):** Started and caught one pass for five yards.

Freshman (2011)

Played in each of the first three games and collected 68 yards and five touchdowns on 20 rushes before missing the rest of the season due to injury ... At the time of his injury, his five rushing touchdowns were tied for the most in the NCAA among true freshmen and fourth in the SEC ... Granted a medical hardship ... **vs. Missouri State (Sept. 3):** Scored a one-yard touchdown on his first collegiate carry and finished the season-opening win with 33 yards and two touchdowns on nine carries ... **vs. New Mexico (Sept. 10):** Scored two more touchdowns the next week as he rushed the ball 10 times for 32 yards and the two scores ... **vs. Troy (Sept. 17):** Scored a three-yard rushing touchdown on his only carry.

High School

Rated as the No. 4 overall recruit in the state of Missouri and the 32nd-best running back prospect in the country, according to Rivals.com ... The Jefferson City High School running back put together two straight 1,000-yard seasons, totaling 1,554 yards and 16 touchdowns in 2009 and 1,004 yards and 16 touchdowns as a senior in 2010 ... Coached by Ted Lepage, Jefferson City earned a berth in the Class Six State Tournament ... Scout.com recognized him as the No. 51 running back in the country ... Named second-team all-state by the Associated Press and Missouri Sportswriters and Sportscasters Association following his senior campaign ... Selected the Razorbacks after also considering Missouri.

Personal

Born on July 19, 1992 ... Son of Twila Walker ... Majoring in recreation and sport management ... Named to the 2014 Fall SEC Academic Honor Roll.

Career Stats

	RUSHING						RECEIVING				
	GS	ATT	YDS	AVG	TD	LNG	REC	YDS	AVG	TD	LNG
2014	13/1	31	149	4.8	1	11	3	15	5.0	0	6
2013	8/0	6	32	5.3	0	14	0	0	0.0	0	0
2012	2/1	1	1	1.0	1	1	1	5	5.0	0	5
2011	3/0	20	68	3.4	5	9	0	0	0.0	0	0
TOTAL	26/2	58	250	4.3	7	14	4	20	5.0	0	6

2014 Game-By-Game

	RUSHING						RECEIVING				
	GS	ATT	YDS	AVG	TD	LNG	REC	YDS	AVG	TD	LNG
at AUB	-	0	0	0.0	0	0	0	0	0.0	0	0
NICH	-	8	37	4.6	0	9	0	0	0.0	0	0
at TxTECH	-	6	30	5.0	0	11	0	0	0.0	0	0
NIU	-	3	16	5.3	0	9	0	0	0.0	0	0
vs TAMU	-	0	0	0.0	0	0	0	0	0.0	0	0
ALA	1	0	0	0.0	0	0	3	15	5.0	0	6
UGA	-	3	15	5.0	0	6	0	0	0.0	0	0
UAB	-	6	32	5.3	1	11	0	0	0.0	0	0
at MSU	-	4	19	4.8	0	8	0	0	0.0	0	0
LSU	-	0	0	0.0	0	0	0	0	0.0	0	0
MISS	-	0	0	0.0	0	0	0	0	0.0	0	0
at MIZZ	-	1	0	0.0	0	0	0	0	0.0	0	0
vs TEX	-	0	0	0.0	0	0	0	0	0.0	0	0
TOTAL	13/1	31	149	4.8	1	11	3	15	5.0	0	6

2013 Game-By-Game

	RUSHING						RECEIVING				
	GS	ATT	YDS	AVG	TD	LNG	REC	YDS	AVG	TD	LNG
UL-LAF	-	0	0	0.0	0	0	0	0	0.0	0	0
SAMFORD	-	0	0	0.0	0	0	0	0	0.0	0	0
SoMISS	-	-	-	-	-	-	-	-	-	-	-
at RUTG	-	-	-	-	-	-	-	-	-	-	-
TAMU	-	-	-	-	-	-	-	-	-	-	-
at FLA	-	0	0	0.0	0	0	0	0	0.0	0	0
SoCAR	-	2	10	5.0	0	11	0	0	0.0	0	0
at ALA	-	0	0	0.0	0	0	0	0	0.0	0	0
AUB	-	-	-	-	-	-	-	-	-	-	-
at MISS	-	0	0	0.0	0	0	0	0	0.0	0	0
MSU	-	4	22	5.5	0	14	0	0	0.0	0	0
at LSU	-	0	0	0.0	0	0	0	0	0.0	0	0
TOTAL	8/0	6	32	5.3	0	14	0	0	0.0	0	0



KODY WALKER

2012 Game-By-Game

	RUSHING							RECEIVING			
	GS	ATT	YDS	AVG	TD	LNG	REC	YDS	AVG	TD	LNG
JAX ST	-	1	1	1.0	1	1	0	0	0.0	0	0
at ULM	1	0	0	0.0	0	0	1	5	5.0	0	5
ALA											
RUTG											
at TAMU											
at AUB											
KENT											
MISS											
TULSA											
at SoCAR											
at MSU											
LSU											
TOTAL	2/1	1	1	1.0	1	1	1	5	5.0	0	5

2011 Game-By-Game

	RUSHING							RECEIVING			
	GS	ATT	YDS	AVG	TD	LNG	REC	YDS	AVG	TD	LNG
MoST	-	9	33	3.7	2	8	0	0	0.0	0	0
NM	-	10	32	3.2	2	9	0	0	0.0	0	0
TROY	-	1	3	3.0	1	3	0	0	0.0	0	0
at ALA											
vs. TAMU											
AUB											
at MISS											
at VANDY											
SoCAR											
TENN											
MSU											
at LSU											
vs. KSU											
TOTAL	3/0	20	68	3.4	5	9	0	0	0.0	0	0



60

BRIAN WALLACE

Redshirt Freshman | Offensive Lineman
6-6 | 317
Florissant, Mo. | Christian Brothers College HS

Freshman (2014)

Worked with the Arkansas scout team while redshirting.

High School

A four-star prospect and played in the 2014 US Army All-American Bowl ... Ranked as the top overall prospect in Missouri, the No. 2 offensive tackle in the nation and the 37th-best overall prospect by 247Sports.com ... ESPN.com and Rivals.com ranked him as the country's No. 9 offensive tackle and the second-best prospect from Missouri ... Pegged as the No. 96 overall prospect in the country, and 126th on the ESPN 300 ... Helped Christian Brothers High School reach a 9-3 overall record, including an undefeated record in district play, and advance to the third round of the 2013 Class 6A state playoffs ... Named first-team all-state and first-team All-Metro Catholic Conference as a senior ... Earned first-team all-conference, second-team all-district and second-team all-metro after helping lead the Cadets to an 11-1 record and the quarterfinal round of the state playoffs in his junior season ... Also participated in the shot put and discus for the track and field team and volunteered at the Center of Creative Arts at the YMCA ... Coached by Scott Pingel ... Chose Arkansas after receiving numerous offers including Alabama, Missouri, Georgia, Iowa, Michigan State and Nebraska.

Personal

Born on Feb. 3, 1996 ... Son of Brian and Leslie Wallace ... Majoring in psychology.



49

ARMON WATTS

Redshirt Freshman | Defensive Lineman
6-5 | 304
St. Louis, Mo. | Christian Brothers College HS

Freshman (2014)

Worked with the UA scout team while redshirting.

High School

A three-star prospect according to ESPN, Rivals.com, Scout.com and 247Sports.com ... Received a scouting grade of 85 from 247Sports and a grade of 78 from ESPN ... Ranked as the No. 10 prospect from Missouri and the No. 61 defensive tackle in the country by ESPN ... Ranked him 54th among the nation's defensive tackles ... Helped Christian Brothers High School to a record of 9-3 in 2013, including an undefeated season in district play ... Christian Brothers also advanced to the third round of the Class 6A state playoffs as he tallied 66 tackles, including 14.5 for loss with five sacks ... As a junior, he recorded 57 tackles, including five for loss with four sacks, and one fumble recovery as the Cadets finished 11-1 and advanced to the quarterfinal round of the state playoffs ... Also played basketball and soccer ... Coached by Scott Pingel ... Chose Arkansas over numerous offers, including Missouri, Kentucky, Cincinnati and Wisconsin.

Personal

Born on July 22, 1996 ... Son of Dereck Watts and Glenda Williams ... Majoring in recreation and sport management ... Named to the Freshman SEC Honor Roll.





32

JONATHAN WILLIAMS

Senior | Running Back

6-0 | 223

Allen, Texas | Allen HS

Junior (2014)

Appeared in all 13 games with 11 starts ... Named to the AP All-SEC second team and an Earl Campbell Award semifinalist ... Completed the season with 211 carries for 1,190 yards and 12 touchdowns, including a season-long 90-yard run ... His 1,190 rushing yards was pegged No. 8 on the program's single season rushing chart ... Paired with Alex Collins' 1,100 rushing yards, the duo were the only FBS teammates to each rush for 1,000-plus yards in the 2014 season ... Checks in at No. 10 on Arkansas' career rushing yards chart with 2,321 yards ... Teamed with Collins to become the first Arkansas running back pair to collect 10-plus rushing touchdowns since Darren McFadden (16) and Felix Jones (11) in 2007 ... Finished the season ranking No. 4 in the SEC and No. 34 in the nation in rushing yards ... Tied Collins for a team-leading 12 rushing touchdowns, good for fourth in the conference and 36th in the nation ... Twelve rushing touchdowns ranks tied for 12th on the Razorbacks' single season chart ... Hauled in 11 catches for 65 receiving yards and two touchdowns and a season-long 23-yard reception ... Ranked No. 4 in the conference in scoring touchdowns with 14 ... **vs. Nicholls (Sept. 6):** Rushed four times for 143 yards, including a 90-yard touchdown, tied for the third-longest in program history and tied for the sixth longest rushing play in the NCAA in 2014 ... **vs. Texas Tech (Sept. 13):** Earned CFPB RB Performer of the Week Honorable Mention after he rushed a career-high 22 times for 145 yards and four touchdowns, a new career-high and the most for a Razorback since Darren McFadden punched in four rushing scores in 2007, while Arkansas posted over 400 yards on the ground against the Red Raiders ... **vs. No. 6 Texas A&M (Sept. 27):** Rushed 18 times for 95 yards and a touchdown ... **vs. No. 10 Georgia (Oct. 18):** Tallied 18 carries for 108 yards ... **vs. UAB (Oct. 25):** Registered 18 carries for a career-high 153 yards and touchdown, while adding two receptions for 13 yards and a touchdown in the Razorbacks' homecoming victory ... **vs. No. 8 Ole Miss (Nov. 22):** Rushed 20 times for 81 yards to eclipse the 1,000 yard mark for the season in Arkansas' second-consecutive shutout win ... **vs. Missouri (Nov. 28):** Notched 13 carries for 72 yards and a season-long 23-yard touchdown reception.

Sophomore (2013)

Played in all 12 games and made 11 starts ... Finished the year with 150 rushes for 900 yards and four touchdowns, seven receptions for 72 yards and two touchdowns and threw a 21-yard touchdown ... Average of 6.0 yards per carry ranked 12th on Arkansas' single-season list ... Teamed with Alex Collins to produce Arkansas' second pair of teammates to each rush for at least 900 yards in the season ... **vs. Louisiana (Aug. 31):** Rushed 18 times for a career-high 151 yards and a 75-yard touchdown ... His 151 yards were most by a Razorback in a season opener since Darren McFadden had 151 in 2007, and Williams was one of only 11 players in the NCAA with a 70-plus yard rush in week one ... **vs. Samford (Sept. 7):** Rushed 17 times for 126 yards and one touchdown in the 31-21 win ... **vs. Southern Miss (Sept. 14):** Totaled 116 yards and one touchdown on 16 carries ... **at Rutgers (Sept. 22):** Rushed 12 times for 25 yards, caught two passes for five yards and completed a 21-yard touchdown pass at Rutgers on his first collegiate pass attempt, making him the first Razorback to record at least one rushing, receiving and passing touchdown in one season since Darren McFadden in 2007 ... **vs. No. 10 Texas A&M (Sept. 28):** Rushed 10 times for 53 yards and caught a career-high four passes for 67 yards and two touchdowns to open conference play ... **at No. 18 Florida (Oct. 5):** Rushed eight times for 32 yards and one touchdown ... **vs. No. 8 Auburn (Nov. 2):** Rushed 15 times for 104 yards.

Freshman (2012)

Played in 11 games and made two starts ... Finished the season with 45 rushes for 231 yards and eight receptions for 208 yards and two touchdowns ... **vs. Kentucky (Oct. 13):** Made first start and collegiate catch, a 74-yard touchdown pass on the Razorbacks' first offensive play and also added a 77-yard touchdown catch, making him the only player from the SEC to have two 70-plus yard receptions in the same game and one of two freshmen in the NCAA to have two 70-plus yard touchdown catches in the same game ... Finished the game vs. the Wildcats with three catches for 150 yards and two touchdowns ... **at Texas A&M (Sept. 29):** Had a season-high nine carries for 40 yards ... **at Auburn (Oct. 6):** Gained 34 yards on six carries in a 24-7 win ... **at No. 12 South Carolina (Nov. 10):** Had a career-high 61 rushing yards and caught a career-high-tying three passes for 13 yards ... **vs. No. 8 LSU (Nov. 23):** Started the season finale and had two carries for four yards and one catch for 37 yards.

High School

Collected more than 3,500 rushing yards at Allen ... Ranked as the 17th-best running back in the country and the 26th-best overall prospect in Texas by Rivals.com, the No. 13 running back in the nation and No. 28 prospect in the state by 247Sports.com and as the 20th-best running back in the country by Scout.com ... Played for the West Team in the inaugural Semper Fidelis All-American Bowl and helped his team to a 17-14 victory ... In 2011, he rushed for 1,169 yards and 12 touchdowns on 187 carries and added 14 catches for 161 yards and two touchdowns while leading the Eagles to a perfect 10-0 record in the regular season before falling in the second round of the playoffs ... As a junior, he exploded for 2,078 yards and 19 touchdowns on 249 carries while catching 17 passes for 174 yards and one touchdown as the Eagles posted a 10-2 record and advanced to the second round of the state playoffs ... His sophomore season, he rushed 35 times for 263 yards and four touchdowns and made four receptions for 39 yards and one touchdown ... Coached by Tom Westerberg ... Chose the Razorbacks over Texas A&M, Tennessee, Missouri, Baylor and Wisconsin.

Personal

Born on Feb. 2, 1994 ... Son of John and Constance Williams ... Brother Jeremiah played football at Eastern Kentucky in 2011 and 2012 ... Majoring in communication.

Career Stats

	GS	ATT	RUSHING				RECEIVING				
			YDS	AVG	TD	LNG	REC	YDS	AVG	TD	LNG
2014	13/11	211	1,190	5.6	12	90	11	65	5.9	2	23
2013	12/11	150	900	6.0	4	75	7	72	10.3	2	28
2012	11/2	45	231	5.1	0	32	8	208	26.0	2	77
TOTAL	36/24	406	2,321	5.7	16	90	26	345	13.3	6	77

2014 Game-By-Game

	GS	ATT	RUSHING				RECEIVING				
			YDS	AVG	TD	LNG	REC	YDS	AVG	TD	LNG
at AUB	1	7	34	4.9	1	11	2	-2	-1.0	0	1
NICH	-	4	143	35.8	1	90	0	0	0.0	0	0
at TxTECH	1	22	145	6.6	4	21	1	10	10.0	0	10
NIU	-	15	69	4.6	1	15	0	0	0.0	0	0
vs TAMU	1	18	95	5.3	1	17	0	0	0.0	0	0
ALA	1	20	83	4.2	1	21	2	9	4.5	0	6
UGA	1	18	108	6.0	0	24	3	12	4.0	0	6
UAB	1	18	153	8.5	1	31	2	13	6.5	1	17
at MSU	1	15	47	3.1	0	11	0	0	0.0	0	0
LSU	1	18	55	3.1	1	7	0	0	0.0	0	0
MISS	1	20	81	4.1	0	13	0	0	0.0	0	0
at MIZZ	1	13	72	5.5	0	18	1	23	23.0	1	23
vs TEX	1	23	105	4.6	1	25	0	0	0.0	0	0
TOTAL	13/11	211	1,190	5.6	12	90	11	65	5.9	2	23



JONATHAN WILLIAMS

2013 Game-By-Game

	GS	ATT	RUSHING				RECEIVING				
			YDS	AVG	TD	LNG	REC	YDS	AVG	TD	LNG
UL-LAF	1	18	151	8.4	1	75	0	0	0.0	0	0
SAMFORD	1	17	126	7.4	1	46	0	0	0.0	0	0
SoMISS	1	16	116	7.3	1	45	0	0	0.0	0	0
at RUTG	1	12	25	2.1	0	7	2	5	2.5	0	10
TAMU	1	10	53	5.3	0	8	4	67	16.8	2	28
at FLA	1	8	32	4.0	1	12	0	0	0.0	0	0
SoCAR	1	6	61	10.2	0	45	0	0	0.0	0	0
at ALA	1	13	48	3.7	0	10	0	0	0.0	0	0
AUB	1	15	104	6.9	0	26	0	0	0.0	0	0
at MISS	1	14	67	4.8	0	17	0	0	0.0	0	0
MSU	-	8	59	7.4	0	25	1	0	0.0	0	0
at LSU	1	13	58	4.5	0	18	0	0	0.0	0	0
TOTAL	12/11	150	900	6.0	4	75	7	72	10.3	2	28

2012 Game-By-Game

	GS	ATT	RUSHING				RECEIVING				
			YDS	AVG	TD	LNG	REC	YDS	AVG	TD	LNG
JAX ST	-	1	1	1.0	0	1	0	0	0.0	0	0
at ULM	-	-	-	-	-	-	- DID NOT PLAY -				
ALA	-	3	18	6.0	0	9	0	0	0.0	0	0
RUTG	-	1	2	1.0	0	2	0	0	0.0	0	0
at TAMU	-	9	40	4.4	0	32	0	0	0.0	0	0
at AUB	-	6	34	5.7	0	16	0	0	0.0	0	0
KENT	1	0	0	0.0	0	0	3	150	50.0	2	77
MISS	-	5	28	5.6	0	18	0	0	0.0	0	0
TULSA	-	7	27	3.9	0	9	0	0	0.0	0	0
at SoCAR	-	7	61	8.7	0	19	3	13	4.3	0	7
at MSU	-	4	16	4.0	0	4	1	8	8.0	0	8
LSU	1	2	4	2.0	0	4	1	37	37.0	0	37
TOTAL	11/2	45	231	5.1	0	32	8	208	26.0	2	77



JONATHAN WILLIAMS



JONATHAN WILLIAMS

RAZORBACK FOOTBALL

2015 RAZORBACKS

2014 REVIEW

HISTORY

RECORDS

FACILITIES

U OF A





21

JOSH WILLIAMS

Junior | Linebacker
6-1 | 237
Fort Lauderdale, Fla. | Dodge City CC / Dillard HS

Sophomore (2014)

Appeared in all 13 contests and started twice at middle linebacker ... Posted 29 tackles, including 1.5 for loss and a sack ... **vs. Nicholls (Sept. 6):** Registered three tackles, including a sack in the home-opening win ... **vs. No. 10 Georgia (Oct. 18):** Started in place of an injured Brooks Ellis and recorded a career-high 14 tackles against the Bulldogs ... **vs. No. 8 Ole Miss (Nov. 22):** Tallied three tackles in Arkansas' shutout over the Rebels.

Freshman (2013 at Dodge City CC)

Transferred to Arkansas for the 2014 season after playing his freshman year at Dodge City Community College ... An honorable mention all-conference performer in 2013 for the Conquistadors ... Led Dodge City with 85 tackles, including four tackles for loss and 0.5 sack, and recovered two fumbles ... Coached by Gary Thomas.

High School

His senior year at Dillard High School, he helped lead the Panthers to the 5A state playoffs while collecting 50 tackles, including 20 tackles for loss and six sacks, from his defensive end position ... As a junior playing linebacker and defensive end, he collected 50 tackles, including three sacks ... Coached by Lorenzo Davis.

Personal

Born on Oct. 4, 1993 ... Grandson of Mildred Wilcher ... Majoring in recreation and sport management.

2014 Game-By-Game

	GS	UA	A	ToT	TFL-YDS	SCK-YDS	FF	FR-YDS	INT-YDS	QBH	BRUP
at AUB	-	0	0	0	0.0-0	0.0-0	0	0-0	0-0	0	0
NICH	-	1	2	3	1.0-7	1.0-7	0	0-0	0-0	0	0
at TxTECH	-	0	0	0	0.0-0	0.0-0	0	0-0	0-0	0	0
NIU	-	1	1	2	0.0-0	0.0-0	0	0-0	0-0	0	0
vs TAMU	-	0	0	0	0.0-0	0.0-0	0	0-0	0-0	0	0
ALA	-	0	1	1	0.0-0	0.0-0	0	0-0	0-0	0	0
UGA	1	6	8	14	0.5-0	0.0-0	0	0-0	0-0	0	0
UAB	1	0	3	3	0.0-0	0.0-0	0	0-0	0-0	0	0
at MSU	-	0	1	1	0.0-0	0.0-0	0	0-0	0-0	0	0
LSU	-	0	2	2	0.0-0	0.0-0	0	0-0	0-0	0	0
MISS	-	1	2	3	0.0-0	0.0-0	0	0-0	0-0	0	0
at MIZZ	-	0	0	0	0.0-0	0.0-0	0	0-0	0-0	0	0
vs TEX	-	0	0	0	0.0-0	0.0-0	0	0-0	0-0	0	0
TOTAL	13/2	9	20	29	1.5-7	1.0-7	0	0-0	0-0	0	0



JOSH WILLIAMS



6

JaMICHAEL WINSTON

Junior | Defensive Lineman
6-4 | 262
Pritchard, Ala. | Vigor HS

Sophomore (2014)

Participated in all 13 contests and started 12 at defensive end ... Logged 26 tackles, including 2.0 for a loss on the season ... Also added two quarterback hurries and a batted down pass ... **at No. 6 Auburn (Aug. 30):** Posted four tackles, including 1.0 for a loss in the season-opener ... **vs. Nicholls (Sept. 6):** Registered five tackles in the home-opening win ... **vs. UAB (Oct. 25):** Recorded three stops in the homecoming victory ... **at No. 17 Missouri (Nov. 28):** Tallied three tackles, including 1.0 for a loss and a quarterback hurry.

Redshirt Freshman (2013)

Saw action in all 12 games ... Recorded four tackles, one forced fumble, one interception and one quarterback hurry ... **vs. Louisiana (Aug. 31):** Made one interception in his collegiate debut in the season-opening win ... **vs. Southern Miss (Sept. 14):** Recorded two tackles and one forced fumbled in the win ... **vs. No. 10 Texas A&M (Sept. 28):** Logged one quarterback hurry in the first SEC game of the season.

Freshman (2012)

Worked with the UA scout team while redshirting.

High School

Ranked as the 51st-best defensive end in the country by Scout.com, while 247Sports.com ranked him as the 50th-best weakside defensive end in the nation ... In his senior season, he made 103 tackles, including 29 for loss with 17 sacks, while helping lead Vigor High School to the 5A state championship game ... Named a first-team all-state performer and selected to participate in the Alabama/Mississippi All-Star Game following the season ... Missed his entire junior season due to an injury ... Coached by Kerry Stevenson ... Was teammates with former Razorback Darius Philon ... Also received interest from South Carolina, Mississippi State, Michigan State and Clemson, among others.

Personal

Born on Aug. 24, 1993 ... Son of George McCovery and Victoria Winston ... Majoring in recreation and sport management ... Named to the SEC Fall Academic Honor Roll in 2013 and 2014.

Career Stats

	GS	UA	A	ToT	TFL-YDS	SCK-YDS	FF	FR-YDS	INT-YDS	QBH	BRUP
2014	13/12	15	11	26	2.0-6	0.0-0	0	0-0	0-0	1	1
2013	12/0	3	1	4	0.0-0	0.0-0	1	0-0	1-0	1	0
TOTAL	25/12	18	12	30	2.0-6	0.0-0	1	0-0	1-0	2	1

2014 Game-By-Game

	GS	UA	A	ToT	TFL-YDS	SCK-YDS	FF	FR-YDS	INT-YDS	QBH	BRUP
at AUB	1	4	0	4	1.0-4	0.0-0	0	0-0	0-0	0	0
NICH	1	3	2	5	0.0-0	0.0-0	0	0-0	0-0	0	0
at TxTECH	1	0	0	0	0.0-0	0.0-0	0	0-0	0-0	0	1
NIU	1	1	0	1	0.0-0	0.0-0	0	0-0	0-0	0	0
vs TAMU	-	0	1	1	0.0-0	0.0-0	0	0-0	0-0	0	0
ALA	1	0	2	2	0.0-0	0.0-0	0	0-0	0-0	0	0
UGA	1	0	2	2	0.0-0	0.0-0	0	0-0	0-0	0	0
UAB	1	2	1	3	0.0-0	0.0-0	0	0-0	0-0	0	0
at MSU	1	1	1	2	0.0-0	0.0-0	0	0-0	0-0	0	0
LSU	1	0	0	0	0.0-0	0.0-0	0	0-0	0-0	0	0
MISS	1	1	0	1	0.0-0	0.0-0	0	0-0	0-0	0	0
at MIZZ	1	3	0	3	1.0-2	0.0-0	0	0-0	0-0	1	0
vs TEX	1	0	2	2	0.0-0	0.0-0	0	0-0	0-0	0	0
TOTAL	13/12	15	11	26	2.0-6	0.0-0	0	0-0	0-0	1	1

2013 Game-By-Game

	GS	UA	A	ToT	TFL-YDS	SCK-YDS	FF	FR-YDS	INT-YDS	QBH	BRUP
UL-LAF	-	0	0	0	0.0-0	0.0-0	0	0-0	1-0	0	0
SAMFORD	-	0	0	0	0.0-0	0.0-0	0	0-0	0-0	0	0
SoMISS	-	2	0	2	0.0-0	0.0-0	1	0-0	0-0	0	0
at RUTG	-	0	0	0	0.0-0	0.0-0	0	0-0	0-0	0	0
TAMU	-	0	0	0	0.0-0	0.0-0	0	0-0	0-0	1	0
at FLA	-	0	0	0	0.0-0	0.0-0	0	0-0	0-0	0	0
SoCAR	-	0	0	0	0.0-0	0.0-0	0	0-0	0-0	0	0
at ALA	-	1	0	1	0.0-0	0.0-0	0	0-0	0-0	0	0
AUB	-	0	0	0	0.0-0	0.0-0	0	0-0	0-0	0	0
at MISS	-	0	0	0	0.0-0	0.0-0	0	0-0	0-0	0	0
MSU	-	0	0	0	0.0-0	0.0-0	0	0-0	0-0	0	0
at LSU	-	0	1	1	0.0-0	0.0-0	0	0-0	0-0	0	0
TOTAL	12/0	3	1	4	0.0-0	0.0-0	1	0-0	1-0	1	0



JaMICHAEL WINSTON

RAZORBACK FOOTBALL

2015 RAZORBACKS

2014 REVIEW

HISTORY

RECORDS

FACILITIES

U OF A





48 **DEATRICH WISE JR.**
 Junior | Defensive Lineman
 6-5 | 272
 Carrollton, Texas | Hebron HS

Sophomore (2014)

Saw action in 10 contests and started once at defensive end ... Logged 13 tackles, including 3.0 for a loss and 2.0 sacks and added three quarterback hurries ... **at No. 6 Auburn (Aug. 30):** Posted a pair of tackles in the season opener ... **vs. Northern Illinois (Sept. 20):** Registered two stops in the non-conference victory ... **vs. No. 20 LSU (Nov. 15):** Tallied three tackles, including 1.5 sacks for a loss of 14 yards in Arkansas' shutout over the Tigers.

Redshirt Freshman (2013)

Played in all 12 games, and totaled 17 tackles, including 3.0 for loss with 2.0 sacks, one fumble recovery and two quarterback hurries ... **vs. Louisiana (Aug. 31):** Opened the season with one tackle, including 0.5 sack, and two quarterback hurries in Arkansas' win ... **vs. Samford (Sept. 7):** Made two tackles in the victory ... **vs. Southern Miss (Sept. 14):** Posted two stops in the non-conference victory ... **vs. No. 10 Texas A&M (Sept. 28):** Made a career-high six tackles, including 0.5 sack, in the SEC opener ... **vs. No. 14 South Carolina (Oct. 12):** Registered 1.0 sack and one fumble recovery.

Freshman (2012)

Appeared in two games and recorded two tackles, 1.0 for loss with 1.0 sack ... Took medical redshirt after suffering a season-ending injury ... **vs. Jacksonville State (Sept. 1):** Made his collegiate debut in the season-opening 49-24 win, and made two tackles, 1.0 for loss with 1.0 sack for a loss of 21 yards.

High School

Committed to the Razorbacks prior to his senior season ... Was the 31st-ranked defensive end in the country by Scout.com, the No. 38 weakside defensive end in the nation according to Rivals.com and the 30th-best weakside defensive end in the country by 247Sports.com ... Recorded 113 tackles, including 12 for loss with 10 sacks, two forced fumbles, two quarterback hurries and one blocked field goal in 2011 while helping Hebron High School into the state playoffs ... Following his senior campaign, he was named District 8-5A Defensive Player of the Year ... In his junior season, he totaled 40 tackles, including seven sacks ... Coached by David Brazil ... Chose the Razorbacks after also receiving offers from Texas A&M, Vanderbilt, Arizona, Purdue and Wake Forest.

Personal

Born on July 26, 1994 ... Son of Deatrich and Sheila Wise ... Father was drafted in the ninth round of the 1988 NFL Draft by the Seattle Seahawks and also spent time with the New Orleans Saints and the CFL's British Columbia Lions ... Majoring in kinesiology.

Career Stats

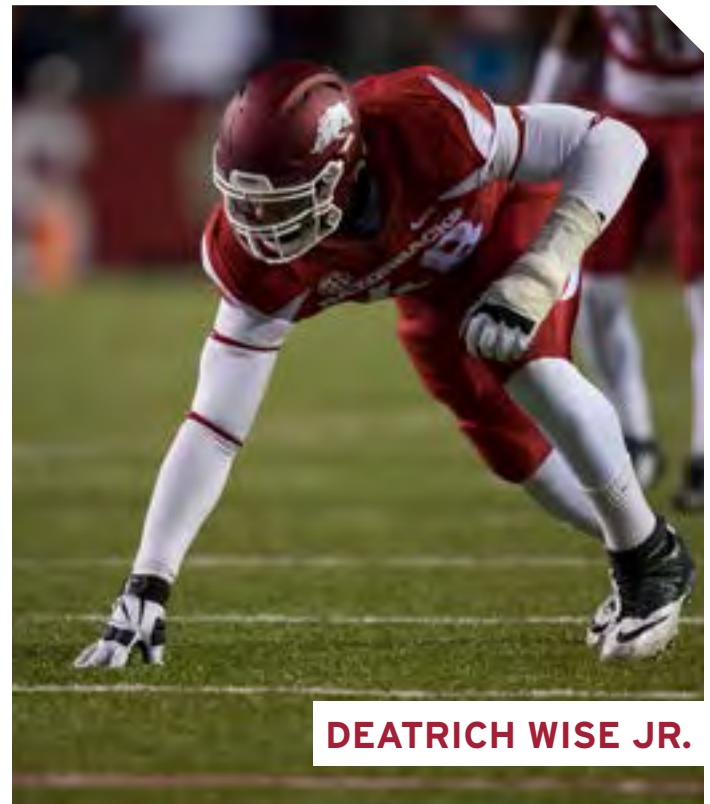
	GS	UA	A	ToT	TFL-YDS	SCK-YDS	FF	FR-YDS	INT-YDS	QBH	BRUP
2014	10/1	5	8	13	3.0-23	2.0-19	0	0-0	0-0	3	0
2013	12/1	6	11	17	3.0-17	2.0-16	0	1-0	0-0	2	0
TOTAL	22/2	11	19	30	6.0-40	4.0-35	0	1-0	0-0	5	0

2014 Game-By-Game

	GS	UA	A	ToT	TFL-YDS	SCK-YDS	FF	FR-YDS	INT-YDS	QBH	BRUP
at AUB	-	1	1	2	0.0-0	0.0-0	0	0-0	0-0	0	0
NICH	- DID NOT PLAY -										
at TxTECH	-	1	0	1	0.0-0	0.0-0	0	0-0	0-0	0	0
NIU	-	0	2	2	0.0-0	0.0-0	0	0-0	0-0	1	0
vs TAMU	1	1	0	1	1.0-4	0.0-0	0	0-0	0-0	0	0
ALA	-	0	0	0	0.0-0	0.0-0	0	0-0	0-0	0	0
UGA	-	0	0	0	0.0-0	0.0-0	0	0-0	0-0	0	0
UAB	-	0	2	2	0.0-0	0.0-0	0	0-0	0-0	1	0
at MSU	-	1	0	1	0.0-0	0.0-0	0	0-0	0-0	0	0
LSU	-	1	2	3	1.5-14	1.5-14	0	0-0	0-0	1	0
MISS	- DID NOT PLAY -										
at MIZZ	- DID NOT PLAY -										
vs TEX	-	0	1	1	0.5-5	0.5-5	0	0-0	0-0	0	0
TOTAL	10/1	5	8	13	3.0-23	2.0-19	0	0-0	0-0	3	0

2013 Game-By-Game

	GS	UA	A	ToT	TFL-YDS	SCK-YDS	FF	FR-YDS	INT-YDS	QBH	BRUP
UL-LAF	-	0	1	1	0.5-3	0.5-3	0	0-0	0-0	2	0
SAMFORD	-	0	2	2	0.0-0	0.0-0	0	0-0	0-0	0	0
SoMISS	-	0	2	2	0.0-0	0.0-0	0	0-0	0-0	0	0
at RUTG	-	0	0	0	0.0-0	0.0-0	0	0-0	0-0	0	0
TAMU	1	2	4	6	0.5-3	0.5-3	0	0-0	0-0	0	0
at FLA	-	0	0	0	0.0-0	0.0-0	0	0-0	0-0	0	0
SoCAR	-	1	0	1	1.0-10	1.0-10	0	1-0	0-0	0	0
at ALA	-	0	1	1	0.0-0	0.0-0	0	0-0	0-0	0	0
AUB	-	1	1	2	1.0-1	0.0-0	0	0-0	0-0	0	0
at MISS	-	0	0	0	0.0-0	0.0-0	0	0-0	0-0	0	0
MSU	-	1	0	1	0.0-0	0.0-0	0	0-0	0-0	0	0
at LSU	-	1	0	1	0.0-0	0.0-0	0	0-0	0-0	0	0
TOTAL	12/1	6	11	17	3.0-17	2.0-16	0	1-0	0-0	2	0



DEATRICH WISE JR.



NEWCOMERS

**50****JOSH ALLEN**Freshman | Offensive Lineman
6-2 | 300

Jacksonville, Fla. | University Christian

High School

An early enrollee who earned a four-star rating from ESPN ... Ranked the No. 21 offensive guard in the country and No. 73 player in the state of Florida by ESPN ... Earned three stars from Rivals who ranked him the 22nd-best offensive guard in the nation and the 67th-best recruit in the Sunshine State ... Also earned a three-star rating from Scout ... Named a MaxPreps 2013 Small Schools All-American ... Earned all-state honors from the Associated Press ... Named to the All-First Coast team ... Helped University Christian win nine games and reach the Florida class 2A regional finals as a senior in 2013 ... Won the Florida class 2A state championship as a junior in 2012, leading University Christian to a 13-1 overall record ... Coached by David Penland ... Also participated in basketball and track and field ... Enrolled early and will participate in team activities during the spring semester ... Chose Arkansas over offers from Florida State, Georgia, Nebraska, Missouri, Mississippi State, Kentucky, Georgia Tech, Louisville, Vanderbilt and others.

Personal

Born on Sept. 26, 1995 ... Son of Beverly Allen ... Likes to fish in his spare time ... Wants to be a dentist after his playing career ... Has volunteered at local animal and homeless shelters and also participated in Relay For Life.

**40****JAMARIO BELL**Freshman | Defensive Lineman
6-5 | 253

Junction City, Ark. | Junction City HS

High School

A consensus four-star prospect by Rivals, ESPN, Scout and 247Sports ... Ranked the 172nd-best player in the nation, the No. 17 defensive end and second-best player in the state of Arkansas by Scout ... Listed at No. 238 in the Rivals250, the No. 4 player in Arkansas and No. 11 weak side defensive end in the country according to Rivals ... ESPN ranks him at No. 274 in the ESPN300, the No. 24 defensive end nationally and the No. 4 player from Arkansas ... Ranked the No. 4 player in Arkansas and No. 15 strong side defensive end in the nation by 247Sports ... Is the No. 219 player nationally, No. 13 strong side defensive end and No. 4 player in Arkansas according to 247Composite, a combined index of national recruiting rankings ... Also checks in as the No. 4 player in the Natural 21 by HawgSports.com ... Named to the Associated Press Arkansas Super Team at defensive end in 2014 ... Earned Arkansas class 2A region 8 all-state honors ... Recognized on All-ArkansasVarsity.com's first team as a senior ... Helped lead Junction City to the Arkansas class 2A state championship in 2014 ... The Junction City defense shut out six opponents en route to a perfect 13-0 record ... Totaled 76 tackles, including 12.0 for loss, seven sacks and one fumble recovery as a senior ... Also caught nine passes for 131 yards (14.6 avg.) and two touchdowns on offense ... As a junior, tallied 93 tackles, including 15.0 for loss, and four sacks ... Posted 81 tackles, including 12.0 for loss and two interceptions as a sophomore in 2012 ... Won three state championships during his high school career ... Also played basketball and track ... Coached by David Carpenter ... Chose Arkansas over Louisville, Auburn, Tennessee, Ole Miss and Mississippi State.

Personal

Born on June 5, 1996 ... Son of Helen Bell ... Is interested in pursuing a career in sports marketing ... Enjoys helping the youth at his local church.

**44****AUSTIN CANTRELL**Freshman | Tight End
6-4 | 250

Roland, Okla. | Roland HS

High School

A four-star recruit by 247Sports who ranks as the No. 7 tight end prospect in the nation and the No. 4 prospect in Oklahoma ... ESPN gives him a grade of 79, the ninth-best tight end in the nation and No. 7 player in the state ... Rivals rates him as a three-star recruit and the ninth-best prospect in Oklahoma ... A three-star prospect by Scout that ranks as the No. 26 tight end in the nation ... Ranked as the No. 7 player in Oklahoma and No. 17 tight end in the nation by 247Composite, a combined index of national recruiting rankings ... Earned Southwest Times Record All-Area Oklahoma MVP honors as a senior ... Named Oklahoma Coaches Association All-State at defensive end in 2014 ... Played tight end and H-back in high school and rushed 95 times for 600 yards (6.3 avg.) and nine rushing touchdowns as a senior ... Also caught 14 passes for 270 yards (19.3 avg.) and one touchdown ... Helped Roland win the 3A-8 district title and advance to the quarterfinals of the 2014 Oklahoma Class 3A state playoffs with an 11-2 record in 2014 ... Posted 41 carries for 334 yards (8.1 avg.) and nine rushing touchdowns during his junior season ... Tallied nine receptions for 268 yards (29.8 avg.) and two touchdowns in 2013 ... Also played defensive end and totaled 141 tackles, including 51.0 for loss, and 31 sacks during his junior and senior campaigns ... Helped Roland win its first playoff game in 34 years as a sophomore ... Finished his career as Roland High School's all-time leader in sacks ... Checked in at No. 8 on The Oklahoman's Super 30 list of the state's top recruits prior to his senior season ... Coached by Jeff Streun ... Also participated in basketball and track and field ... Two-time state champion in the shot put as a sophomore and junior ... Chose Arkansas over Oklahoma and others.

Personal

Born on Dec. 9, 1995 ... Son of Kevin and LaDonna Cantrell ... Names Jimmy Graham as his NFL mentor ... Enjoys hunting, fishing, camping and playing video games in his spare time ... After his playing career he wants to seek a career in agricultural business or economics ... Enjoys studying collegiate and Olympic athletes and learning from their workout programs and techniques ... Helped special needs children at the Old Fort Days Rodeo in Fort Smith, Ark. ... Assisted in managing the chain and clock crews at Roland Little League football games ... President of the Roland HS chapter of Future Farmers of America and assisted in FFA food drives ... Earned state FFA degree on his academic achievements.

**8****NATE DALTON**Freshman | Defensive Back
6-3 | 197

Baton Rouge, La. | Cypress Falls HS

High School

A consensus three-star prospect that transitioned from quarterback to defensive back ... Named the No. 43 cornerback and No. 69 recruit in Texas by Rivals ... Pegged the No. 48 safety and No. 100 recruit from Texas by ESPN ... 247Composite, a combined index of national recruiting rankings, rates him three stars and lists him as the No. 90 cornerback in the nation and No. 124 recruit in Texas ... As a senior, he tallied 30 tackles, four interceptions and nine pass breakups ... Was a first-team All-District selection in 2014 ... Played quarterback as a junior, passing for 516 yards and five touchdowns ... Helped Cypress Falls win the 2014 consolation bracket at the state 7-on-7 tournament ... Coached by Kirk Eaton ... Also participated in baseball and track and field ... Selected the Razorbacks over Oklahoma, Michigan, Kentucky, Kansas and several others.

Personal

Born on Sept. 13, 1996 ... Son of Nathaniel Dalton Sr. and Roxanne Mulkey ... Enjoys singing to himself and watching television in his spare time ... Has volunteered to help clean up his school ... Serves as a greeter at his local church ... Favorite sports memory is when he threw a 70-yard hail mary to end the half of a football game in his junior season.



98 DAYTRION DEAN
 Freshman | Defensive Lineman
 6-3 | 265
 Fort Smith, Ark. | Northside HS

High School

An early enrollee who is a consensus three-star prospect by Rivals, ESPN, Scout and 247Sports ... Named the No. 8 player in the Natural 21 by HawgSports.com ... Ranked the No. 9 best player in the state of Arkansas and the 38th-best strong side defensive end in the nation by Rivals ... ESPN lists him as the No. 87 defensive tackle and Scout as the No. 118 defensive end in the nation ... Earned three stars by 247Composite, a combined index of national recruiting rankings ... Recognized as the 2014 Dan Hampton Award winner given to the Arkansas high school defensive lineman of the year by the Little Rock Touchdown Club ... Named to the Associated Press Arkansas Super Team as a senior ... Earned All-ArkansasVarsity.com second team honors at defensive line ... Helped lead Northside to a seven-win improvement in 2014, a 10-4 record and the second round of the Arkansas class 7A playoffs ... Posted 73 tackles, including 9.0 for loss, two sacks and one fumble recovery as a senior ... Totaled 50 tackles and six sacks in his junior campaign ... Coached by Mike Falleur ... Enrolled early and will participate in team activities during the spring semester ... Graduated high school with a 4.0 GPA and was a member of the National Honor Society ... Selected the Razorbacks over offers from Ole Miss, Oklahoma State and others.

Personal

Born on June 30, 1997 ... Son of Donald and Valerie Dean ... First name pronounced Day-tree-on ... Enjoys reading, working out and listening to music in his spare time ... Would like to work in industrial engineering after his playing career is finished.



91 HJALTE FROHOLDT
 Freshman | Defensive Lineman
 6-4 | 299
 Svendborg, Denmark | IMG Academy

High School

An early enrollee who is a five-star prospect according to PrepStar ... Named to the PrepStar Top 150 Dream Team and ranked the No. 122 player in the country by the publication ... A four-star prospect by Rivals, ESPN, Scout and 247Sports ... Listed as the No. 90 overall player in the Top247, No. 13 defensive tackle in the nation and No. 5 player in Florida by 247Sports ... Ranks as the No. 98 overall player in the nation according to the ESPN300 ... ESPN also lists him as the No. 13 defensive tackle in the nation and the 19th-best player in the state of Florida ... Checked in at No. 221 in the Rivals250 and is ranked the No. 20 defensive tackle nationally and the No. 37 best player in Florida ... Rated the best defensive tackle in Florida by Scout and the No. 28 defensive tackle in the nation ... 247Composite, a combined index of national recruiting rankings, lists him as the No. 143 player in the nation, No. 15 defensive tackle and No. 7 player in Florida ... Posted 55 tackles, including 12.0 for loss, and 10 sacks during his senior season ... Helped IMG Academy finish 10-1 in just its second season of varsity football ... Coached by Chris Weinke ... Also participated in track and field ... Enrolled early and will participate in team activities during the spring semester ... Chose Arkansas over numerous offers, including Alabama, Ohio State, Notre Dame, Michigan, Penn State, Michigan State, Louisville, Kentucky and others.

Personal

Born on August 20, 1996 ... Son of Hans and Lisa Froholdt ... First name is pronounced Yell-duh ... Last name is pronounced Fro-holt ... Started playing football his sophomore year of high school as a foreign exchange student in Ohio ... Enjoys playing video games and watching movies in his spare time ... Would like to become a coach after his playing career ... Participated in Relay for Life in 2013 ... His most memorable sports moment is representing the Danish national football team in the European Championships in Austria ... Is a big fan of Disney.



11 WILL GRAGG
 Freshman | Tight End
 6-4 | 255
 Dumas, Ark. | Dumas HS

High School

An early enrollee who was a consensus four-star prospect by Rivals, ESPN, Scout and 247Sports ... Was the top rated player in the state of Arkansas, No. 4 tight end and No. 123 overall prospect in the nation according to Scout ... Ranked No. 218 in the ESPN300, the third-best player in Arkansas and No. 6 tight end nationally by ESPN ... Rivals lists him as the No. 5 player in Arkansas and No. 7 tight end in the country ... 247Composite, a combined index of national recruiting rankings, ranks him No. 3 in Arkansas, No. 8 at tight end and the No. 205 best player in the nation ... Ranked No. 5 in the HawgSports.com Natural 21 ... Earned second team All-ArkansasVarsity.com honors in 2014 ... Caught 42 passes for 452 yards (10.8 avg.) and two touchdowns as a senior at Dumas ... Played his junior season at Pine Bluff HS and recorded 47 receptions for 517 yards (11.0 avg.) and seven touchdowns ... Helped Pine Bluff win the Arkansas class 6A state championship in 2013 ... Coached by Mark Courtney at Dumas and by Bobby Bolding at Pine Bluff ... Also played basketball and baseball ... Enrolled early and will participate in team activities during the spring semester ... Selected Arkansas over offers from Alabama, Auburn, Florida State, Georgia, LSU, Notre Dame, Oklahoma, Oregon, Penn State, Tennessee, Texas, USC, Ole Miss, Missouri, Nebraska, Oklahoma State, Washington, TCU, North Carolina, Michigan State, Louisville and others.

Personal

Born on Sept. 23, 1996 ... Son of Kelvin and Tenita Gragg ... Enjoys hunting and fishing in his spare time ... Would like to become a coach or agent after his playing career ... Named to the honor roll three times in high school ... Likes to officiate youth basketball and football in his hometown ... Member of the Future Business Leaders of America, Family Career and Community Leaders of America and Fellowship of Christian Athletes ... Brother, Chris, played tight end at Arkansas from 2008-12, was a seventh round selection of the Buffalo Bills in the 2013 NFL Draft and currently plays for the Bills ... Cousin, Jarius Wright, played wide receiver at Arkansas from 2008-11, was an All-SEC First Team honoree in 2011 and currently plays for the Minnesota Vikings.



18 DERRICK GRAHAM
 Freshman | Linebacker
 6-4 | 247
 Gainesville, Fla. | Hardee Senior HS

High School

A consensus three-star recruit by Rivals, ESPN, Scout and 247Sports ... Ranked the No. 61 outside linebacker in the nation by Scout and the No. 6 outside linebacker in the state of Florida ... 247Composite, a combined index of national recruiting rankings, rates him three stars and lists him as the No. 65 outside linebacker in the nation ... Is the No. 76 outside linebacker in the nation and No. 140 player in Florida according to 247Sports ... Selected to the FACA All-District team ... Chosen to play in the South-Central Florida All-Star Football Classic ... As a senior, made 32 tackles, including 3.0 for loss, in limited time due to injury ... Helped Hardee win its district and reach the Regional Finals in Florida's class 5A with an 11-2 overall record in 2013 ... Totaled 51 tackles, including 7.0 for loss, and four interceptions as a junior ... Coached by Buddy Martin ... Also played basketball ... Chose Arkansas over offers from Florida, Nebraska, Mississippi State, Georgia Tech, Iowa State and several others.

Personal

Born on Nov. 4, 1995 ... Son of Earnest Graham and Sylvia McIntyre and brother of Earnest "P.J." Graham ... Enjoys fishing, hunting and playing video games in his spare time ... After his football career, he is interested in becoming a farmer ... Coached his high school powder puff football team ... Also involved in the Fellowship of Christian Athletes.



**23****DRE GREENLAW**Freshman | Linebacker
6-0 | 222
Fayetteville, Ark. | Fayetteville HS**High School**

A consensus three-star recruit by Rivals, ESPN, Scout and 247Sports ... Listed as the No. 35 safety in the country and sixth-best player in Arkansas by Rivals ... Also listed as the sixth-best player in the Natural 21 by HawgSports.com ... 247Sports ranks him as the No. 12 player in Arkansas and No. 56 safety nationally ... Is the top safety in the state of Arkansas according to Scout ... Earned a three-star ranking by 247Composite, a combined index of national recruiting rankings ... Was named the All-NWA Media Football Player of the Year as a senior ... Named to the Associated Press Arkansas Super Team at defensive back in 2014 ... Earned All-ArkansasVarsity.com first team honors at defensive back ... Tabbed all-state and all-conference honors ... Totaled 119 tackles, including 4.0 for loss, four interceptions, 10 pass breakups and two fumble recoveries as a senior, helping Fayetteville High School reach the Arkansas class 7A state championship game ... Also caught 11 passes for 240 yards (21.8 avg.) and three touchdowns on offense ... Posted another 100-tackle season as a junior, tallying 108 stops, including 4.0 for loss, three interceptions, four pass breakups, one forced fumble and a fumble recovery in 2013 ... Started as a sophomore and helped Fayetteville win the class 7A state championship ... Coached by Daryl Patton ... Also participated in track and field ... Chose Arkansas over offers from Georgia, Washington State and others.

Personal

Born on May 25, 1997 ... Son of Brian and Nanci Early ... Would like to become a coach after his playing career ... Is active in the local boys and girls club and church group ... Helped in the community by cleaning up trash ... Has read the entire Harry Potter and Twilight series ... High school teammate and part of the same signing class as Dre Greenlaw.

**74****COLTON JACKSON**Freshman | Offensive Lineman
6-6 | 303
Conway, Ark. | Conway HS**High School**

A four-star prospect who is ranked as the fifth-best player in Arkansas by 247Sports ... Earned a three star rating by Rivals, ESPN and Scout ... Rivals ranks him as the No. 7 player in Arkansas and the No. 55 offensive tackle in the nation ... Ranked the top offensive tackle in the Natural State and the No. 50 tackle nationally by Scout ... 247Composite ranks him as the seventh-best player in Arkansas, a combined index of national recruiting rankings ... Is the No. 7 player in Arkansas according to HawgSports.com's Natural 21 ... Named to the Associated Press Arkansas Super Team in 2014 ... Earned all-state honors at offensive line ... Recognized as one of four offensive linemen on the All-ArkansasVarsity.com first team ... Helped Conway win 11 games in 2014, including a perfect 8-0 mark in conference play and the conference championship ... Coached by Clint Ashcraft ... Also participated in basketball and track and field.

Personal

Born on Sept. 5, 1996 ... Son of Lloyd and Debbie Jackson ... Enjoys fishing and playing video games in his free time ... Would like to be an athletic trainer or physical therapist after his playing career ... Says his most memorable moment is attending an Arkansas football camp and being offered a football scholarship to play for the Razorbacks ... Participates in Young Life Ministries ... Father, Lloyd, played basketball at Hendrix College.

**42****KENDRICK JACKSON**Freshman | Linebacker
6-1 | 249
Haynesville, La. | Haynesville HS**High School**

A consensus three-star prospect by Rivals, ESPN, Scout and 247Sports ... Ranked the No. 44 player in Louisiana by Rivals ... Named the No. 31 inside linebacker in the nation and No. 49 Louisiana prospect by ESPN ... Scout ranks him the second-best middle linebacker in Louisiana ... 247Composite, a combined index of national recruiting rankings, rates him the No. 43 inside linebacker in the country and the No. 56 prospect from Louisiana ... Helped lead Haynesville to a 13-1 overall record and the 2014 Louisiana class 1A state championship, the 17th state title in school history ... Earned first-team all-state honors and was named Class 1A Outstanding Defensive Player of the Year by the Louisiana Sports Writers Association ... Recognized as The Times All-Area Defensive Player of the Year ... Also earned all-district honors in 2012-14 ... Totaled 118 tackles, 24 for loss, two sacks and two interceptions as a senior ... Also won the state championship in 2013 ... by David Franklin ... Chose Arkansas over offers from Arizona, Hawaii, Memphis, Louisiana Tech, Southern Miss and others.

Personal

Born on Nov. 5, 1996 ... Son of Gwendolyn Jackson.

**8****BLAKE JOHNSON**Freshman | Punter
6-0 | 175
Long Beach, Calif. | Los Alamitos HS**High School**

Earned three stars from Rivals, Scout and ESPN ... Ranked the No. 2 punter nationally ... Rivals ranks him the third-best specialist in the country ... 247Sports ranks him as the No. 6 punter/kicker nationally ... Selected as one of just two punters to play in the 2015 U.S. Army All-American Bowl in San Antonio, Texas ... Named All-CIF Southern Section First Team at punter ... Earned California Division I All-State First Team honors from MaxPreps ... Named Punter of the Year by OCVarsity.com ... Earned Long Beach Press Telegram Dream Team first team honors as both a junior and senior ... Two-time first team All-Sunset League linebacker and earned his team's defensive player of the year award as both a junior and senior ... Helped Los Alamitos finish 9-2 with a 5-0 mark in league play and the Sunset League championship ... Punted 28 times for 1,039 yards (37.1 avg.) with a long of 63 in 2014 ... Landed punts inside the 20 (42.9 percent) as a senior ... Booted 52 punts for 1,889 yards (36.3 avg.) with 15 landing inside the 20 and a long of 54 in 2013 ... As a sophomore, punted 42 times for 1,617 yards (38.5) including a career long 70 yarder ... Also played linebacker and safety, totaling 156 tackles and seven sacks in his final two varsity seasons ... Ranked second on the team with 72 total tackles as a senior and earned first-team all-league honors at linebacker ... Coached by John Barnes ... Also played lacrosse ... Selected Arkansas over offers from Colorado, Duke and Oregon State.

Personal

Born on March 8, 1997 ... Son of Todd and Michelle Johnson ... Enjoys fishing in his spare time ... Would like to become a commercial airline pilot after his playing career ... Names his first high school punt as his favorite sports memory after it traveled 70 yards to the one yard line to secure the win for his team ... Member of the Griffin News team at his high school where he acts, produces and creates videos that are shown to the school.

**55****JEREMIAH LEDBETTER**Junior | Defensive Lineman
6-3 | 280

Orlando, Fla. | Hutchinson CC / Gainesville HS

Sophomore (2014 at Hutchinson [Kan.] CC)

An early enrollee who earned a four-star rating from Rivals, ESPN and Scout ... Ranked No. 15 in Rivals' Top JUCO 100 and the No. 1 strong side defensive end ... ESPN rates him No. 32 in the ESPN JC50 and the No. 4 junior college defensive tackle in the country ... Coached by Rion Rhoades ... Enrolled early and will participate in team activities during the spring semester ... Chose Arkansas over Florida, Georgia, Miami, Oklahoma State and others ... Finished his junior college career with 144 total tackles and 22.5 career sacks ... His 22.5 career sacks ranks second in Blue Dragons history ... Posted 15.5 sacks, the second-highest single-season total in school history ... Earned second-team NJCAA All-American honors and first-team all-conference recognition ... Totaled 78 tackles, including 24.5 for loss ... Also posted seven quarterback hurries, two fumble recoveries and blocked two kicks ... vs. **Hudson Valley CC (Dec. 6):** Earned defensive MVP honors in the 2014 Salt City Bowl with 10 total tackles and three sacks.

Redshirt Freshman (2013 at Hutchinson [Kan.] CC)

Helped lead the Blue Dragons to an 8-4 record, a second place finish in the Jayhawk Conference and a victory in the Salt City Bowl ... Earned first team all-conference honors at defensive end ... Finished second on the team with 73 tackles ... Also added 13.0 tackles for loss, seven sacks and 13 quarterback hurries.

Freshman (2012 at Hutchinson [Kan.] CC)

Redshirted at Hutchinson [Kan.] CC.

High School

Played nose guard his senior season at Gainesville (Ga.) HS after moving from Orlando, Fla. ... Helped the Red Elephants finish 12-2, including a regional championship ... Led Gainesville to the Georgia class AAA state semifinals ... Coached by Bruce Miller ... Also played basketball and baseball.

Personal

Born on June 2, 1994 ... Son of Weldon and Sharon Ledbetter ... Enjoys fishing and hunting in his spare time ... Father, Weldon, played running back at Oklahoma from 1979-82 and was selected in the seventh round of the 1983 NFL Draft by the Tampa Bay Buccaneers ... Cousin, Isaac Byrd, played wide receiver at Kansas and was a sixth round selection by the Tennessee Titans in the 1997 NFL Draft.

**79****JALEN MERRICK**Freshman | Offensive Lineman
6-4 | 339

Oak Hill, Fla. | New Smyrna Beach HS

High School

An early enrollee who is consensus four-star recruit by Rivals, ESPN, Scout and 247Sports ... Checked in at No. 203 in the Rivals250, the 14th-best offensive guard in the nation and 35th-best player in Florida ... Scout lists him as the No. 12 offensive guard nationally, the No. 31 recruit in Florida and No. 257 prospect overall ... ESPN ranked him No. 272 in the ESPN300 and grades him as the No. 20 offensive guard nationally and the No. 51 prospect in Florida ... Is the No. 15 offensive guard and No. 37 player in the state of Florida according to 247Sports ... 247Composite, a combined index of national recruiting rankings, lists him as the No. 15 offensive guard, No. 32 player in Florida and No. 243 prospect in the nation ... Named to the All-USA Florida football team at offensive line by USA Today ... Coached by Lance Jenkins ... Also participated in basketball, weightlifting and track and field ... Enrolled early and will participate in team activities during the spring semester ... Chose Arkansas over numerous offers, including Alabama, LSU, Ohio State, Florida, Florida State, Georgia, South Carolina, Oklahoma, Wisconsin, Ole Miss, Mississippi State, Miami, Michigan State, Tennessee, Kentucky and others.

Personal

Born on Sept. 7, 1996 ... Son of John and Freda Merrick ... Enjoys singing in his spare time and is often told he is the next Luke Bryan ... Grew up playing basketball and did not play football until late in his high school career ... Says his most memorable sports moment came when he helped his high school win the state championship in weightlifting.

**15****C.J. O'GRADY**Freshman | Tight End
6-4 | 240

Fayetteville, Ark. | Fayetteville HS

High School

Earned four stars by Rivals, ESPN and 247Sports and earned four stars by 247Composite, a combined index of national recruiting rankings ... Named the top recruit in the Natural State and the No. 2 tight end in the nation by both Rivals and 247Sports ... Rivals ranks him as the No. 90 overall prospect in the Rivals100 ... Ranked as the 130th-best player in the Top247 by 247Sports ... ESPN lists him as the third-best tight end in the nation and the 193rd-best player in the ESPN300 ... Is the No. 2 player in the HawgSports.com Natural 21 rank of prospects from Arkansas ... Was invited to play in the Semper Fidelis All-American Bowl ... Named to the 2014 Associated Press Super Team for the state of Arkansas ... Earned All-ArkansasVarsity.com First Team honors at tight end ... Earned all-state honors at tight end in Arkansas class 7A West ... Helped lead Fayetteville High School to a 13-3 record and the Arkansas class 7A state championship game in 2014 ... Caught 41 passes for 766 yards (18.7 avg.) and 11 touchdowns as a senior ... Tallied 45 receptions for 884 yards (19.6 avg.) and 14 touchdowns as a junior ... High school teammate of fellow signee Dre Greenlaw ... Coached by Daryl Patton ... Chose Arkansas over offers from Texas, Oklahoma, Ole Miss, Mississippi State and several others.

Personal

Born on Sept. 20, 1996 ... Son of Jessika O'Grady and the late Larry Marks, who was a three-year letterman in men's basketball at Arkansas from 1988-90 ... Enjoys talking in different accents ... Likes to play video games in his spare time ... High school teammate and part of the same signing class as Dre Greenlaw.

**88****La'MICHAEL PETTWAY**Freshman | Wide Receiver
6-2 | 205

Nashville, Ark. | Nashville HS

High School

Earned four stars according to ESPN, who ranks him the No. 8 player in Arkansas and the No. 60 wide receiver in the nation ... Rated a three-star prospect by Rivals, Scout and 247Sports ... Listed as the No. 9 player in the Natural State and No. 55 wide receiver according to 247Sports ... Is a three-star prospect that ranks No. 8 in Arkansas and No. 45 nationally at his position by 247Composite, a combined index of national recruiting rankings ... Ranked No. 10 in the state by Rivals and checks in at No. 10 on the Natural 21 by HawgSports.com ... Earned Associated Press Arkansas Super Team honors at defensive back in 2014 ... Named first team All-ArkansasVarsity.com at wide receiver as a senior ... Recognized twice on the Arkansas class 4A all-state team ... Was named a finalist for the 4A Offensive Player of the Year ... Helped Nashville win its region and advance to the state quarterfinals in 2014 ... Caught 54 passes for 913 yards (16.9 avg.) and 18 touchdowns as a senior ... Also played defensive back and posted 45 tackles and eight interceptions ... As a junior he hauled in 56 passes for 1,056 yards (18.8 avg.) and 15 touchdowns ... Recorded 14 tackles, two interceptions and one fumble recovery on defense ... Coached by Billy Dawson ... Also participated in basketball and track and field ... Chose Arkansas over offers from Alabama, Auburn, LSU, Ohio State, Ole Miss, Nebraska, Louisville and others.

Personal

Born on March 20, 1997 ... Son of Michael and Linda Pettway ... Serves as a drummer in his local church band ... Is a member of his church's youth group ... Enjoys visiting kids and nursing homes before his high school games ... Cousin, Kamryn Pettway, is a redshirt freshman running back at Auburn ... Cousin, D.J. Pettway, is a senior defensive lineman at Alabama.





10

RYAN PULLEYFreshman | Defensive Back
5-11 | 210
Fort Myers, Fla. | Island Coast HS**High School**

A consensus three-star prospect by Rivals, ESPN, Scout and 247Sports ... Listed the No. 73 cornerback in the nation by Scout ... Pegged the No. 116 cornerback and No. 178 recruit in Florida by 247Sports ... Earned the No. 119 cornerback ranking and the No. 185 prospect in Florida by 247Composite, a combined index of national recruiting rankings ... ESPN ranks him the No. 192 recruit in Florida and No. 120 athlete ... Named team MVP and was a finalist for the News-Press Defensive Player of the Year in 2014 ... Earned second team all-state honors at defensive back as chosen by newspaper editors and reporters ... Saw action on both sides of ball as a senior, tallying 29 total tackles, two interceptions and 16 pass breakups while hauling in 25 receptions for 410 yards and seven touchdowns ... In 2014, Island Coast HS won its district and advanced to the 5A Regional Finals, finishing the season with a 10-3 record ... Coached by Wayne Blair ... Selected Arkansas over Arizona, Indiana, Michigan State and Louisville.

Personal

Born on Dec. 31, 1995 ... Son of Bruce and Linda Wade ... Enjoys fresh water fishing and playing video games in his spare time ... Assists with the Fort Myers Firecats local Pop Warner team ... Cousin, Tyrell Johnson, is a sophomore wide receiver at Arizona.



87

DOMINIQUE REEDJunior | Wide Receiver
6-3 | 180
Camden, Ark. | Coffeyville CC / Fairview HS**Redshirt Sophomore (2014 at Coffeyville [Kan.] CC)**

A four-star recruit by ESPN and 247Sports ... Ranked No. 25 in the ESPN JC50 and the No. 6 junior college wide receiver in the nation by ESPN ... 247Sports ranks him No. 28 among all junior college players and the No. 4 junior college wide receiver ... A three-star prospect by Rivals and Scout ... Listed as the No. 46 junior college player by Scout ... Coached by Aaron Flores ... Selected Arkansas over offers from Auburn, Florida, Texas, Oklahoma, Arizona State and others ... Helped lead Coffeyville to a 9-3 record and a berth in the Heart of Texas Bowl ... Named NJCAA All-American honorable mention in 2014 ... Earned first team All-Jayhawk Conference honors and was named team MVP ... Led the team in receptions (61), receiving yards (1,157) and receiving touchdowns (18) ... Set the school record for receiving yards and touchdown receptions ... **at Iowa Western CC (Aug. 30):** Set season highs with 10 receptions for 189 yards (18.9 avg.) and also caught two touchdowns ... **vs. Iowa Central CC (Sept. 27):** Caught eight passes for 148 yards (18.5 avg.) and three touchdowns ... vs. Highland CC (Oct. 25): Hauled in seven passes for 143 yards (20.4 avg.) including a season-high four touchdown receptions.

Sophomore (2013 at Coffeyville [Kan.] CC)

Redshirted at Coffeyville (Kan.) CC.

Freshman (2012 at Coffeyville [Kan.] CC)

Earned second team All-Jayhawk Conference honors as a true freshman ... Led the team in receptions (46), receiving yards (813) and receiving touchdowns (10) ... His starting quarterback was former Razorback tight end AJ Derby ... **at Hutchinson CC (Nov. 4):** Tied the single-game school record with 13 receptions and also totaled 184 receiving yards and two touchdowns.

High School

A two-star prospect coming out of high school and the No. 25 player in Arkansas according to 247Sports ... Finished his career with 2,186 receiving yards and 26 touchdown receptions, both school records ... Helped Fairview reach the Arkansas class 5A state semifinals in 2011 ... Recorded 46 receptions for 1,070 yards and 14 touchdowns as a senior ... The 14 touchdowns were the most in a single season in school history ... Set the school record with 1,116 receiving yards as a junior in 2010 ... Also participated in track and field and triple jumped 49 feet ... Coached by Buck James

Personal

Born on Aug. 1, 1993 ... Son of Dewayne and Alice Reed.



75

ZACH ROGERSFreshman | Offensive Lineman
6-1 | 310
Carrollton, Texas | Hebron HS**High School**

An early enrollee who was a four-star prospect ranked as the fourth-best center in the nation by Scout ... Earned a four-star rating and named the No. 32 offensive guard by ESPN ... Rivals listed him as a three star prospect and the No. 50 recruit in Texas ... Earned three stars and was pegged the No. 26 offensive guard and No. 50 Texas prospect by 247Composite, a combined index of national recruiting rankings ... 247Sports rates him as a three-star prospect, the No. 27 offensive guard and No. 50 recruit in Texas ... As a junior, he helped Hebron HS advance to the second round of the Texas Class 5A Division II playoffs ... Part of an offensive line that paved the way for Hawk running back Treyvon Hughes to rush for 1,445 yards in 2013 ... Coached by Brian Brazil ... Also participated in track and field ... Enrolled early and will participate in team activities during the spring semester ... Selected Arkansas over Baylor, Oklahoma, Texas, Texas Tech and UCLA.

Personal

Born on Dec. 23, 1996 ... Son of Randy and Kellie Rogers ... Enjoys hunting and fishing in his spare time ... Wants to work in law enforcement as a game warden after his playing career ... Volunteered at H.I.S. BridgeBuilders ... Member of the Fellowship of Christian Athletes.



92

T.J. SMITHFreshman | Defensive Lineman
6-3 | 283
Moultrie, Ga. | Colquitt County HS**High School**

Named a three-star recruit by Rivals, ESPN, Scout and 247Sports ... Pegged the No. 69 strong-side defensive end, No. 148 prospect in Georgia by 247Composite, a combined index of national recruiting rankings ... Listed as the No. 134 and No. 142 defensive end by Scout and ESPN, respectively ... Earned first team all-region honors in 2014 ... Transferred from North Stanly HS in New London, North Carolina to Colquitt County HS before his senior campaign ... As a senior, he helped Colquitt County to a Class 6A state title after an undefeated 15-0 season ... Posted 46 total tackles, 17 quarterback hurries, 15 tackles for loss and four sacks as a senior ... Earned all-state, all-conference and all-county honors as a junior at North Stanly HS ... Tallied 45 tackles, six sacks and three fumble recoveries in 2013 ... Coached by Rush Propst ... Also competed in basketball, cross country and track and field ... Finished top 10 in the shot put at the state track meet in 2013 ... Member of the National Honor Society ... Chose the Razorbacks over Missouri, Vanderbilt, North Carolina, Wake Forest and others.

Personal

Born on April 19, 1997 ... Son of Frederick and Avis Smith ... Can play the alto saxophone ... Has performed in over 10 theatrical productions and has been a member of drama club for seven years ... Enjoys fishing, food tasting, hiking and riding ATVs in his spare time ... Would like to work in business administration and accounting after his playing career ... Volunteers at his local soup kitchen and mentors youth ... Can sing country music ... Member of the Fellowship of Christian Athletes and Junior Civitan ... Cousin, Trelonnie Owens, was an all-ACC basketball player at Wake Forest in the 1990s.



13

DEON STEWART

Freshman | Wide Receiver
5-11 | 165
Hardy, Ark. | Highland HS

High School

A consensus three-star recruit by Rivals, ESPN, Scout and 247Sports ... ESPN lists him as the No. 9 prospect in Arkansas and the No. 67 wide receiver in the nation ... Scout ranks him as the No. 71 wide receiver in the country and No. 2 wide out in the Natural State ... Listed as the No. 10 recruit in Arkansas and the No. 90 wide receiver nationally by 247Sports ... Earned a three-star rating by 247Composite, a combined index of national recruiting rankings ... Ranked as the No. 12 player in the Natural 21 by HawgSports.com ... Named to the Associated Press Arkansas Super Team as a defensive back in 2014 ... Earned all-state honors in Arkansas class 4A region 3 ... Named All-ArkansasVarsity.com second team at wide receiver ... Helped Highland win its third district title in four years in 2014 ... Broke the 1,000-yard plateau as a senior with 49 receptions for 1,005 yards (20.5 avg.) and 11 touchdowns as a senior ... Also made 42 tackles, three interceptions and forced a fumble on defense ... Caught 36 passes for 757 yards (21.0 avg.) and eight touchdowns in 2013 ... Totaled 42 tackles and six interceptions as a junior ... Coached by Spencer Hill ... Also participated in track and field ... Won the state championship in the triple jump in 2014 ... Chose Arkansas over Oregon, Ole Miss and Louisville among others.

Personal

Born on May 23, 1997 ... Son of Chrissy Stewart ... In his spare time, enjoys swimming and hanging out with his friends ... Served as an assistant coach for Mighty Mite football teams.



5

TY STOREY

Freshman | Quarterback
6-2 | 215
Charleston, Ark. | Charleston HS

High School

An early enrollee who was a consensus four-star prospect by Rivals, ESPN, Scout and 247Sports ... Was the No. 6 pro-style quarterback in the nation, No. 3 player in Arkansas and No. 165 in the Rivals250 according to Rivals ... 247Sports ranks him the No. 9 pro-style quarterback, No. 3 player in Arkansas and No. 236 overall prospect in the Top247 ... Ranked the No. 4 player in Arkansas and No. 16 quarterback in the nation by Scout ... ESPN lists him as the No. 7 player in Arkansas and No. 19 pocket passer quarterback in the country ... HawgSports.com ranks him at No. 3 in the Natural 21 ... Led Charleston to back-to-back perfect seasons and Arkansas class 3A state championships, earning State Championship MVP as both a junior and senior ... Also won a state championship as a freshman linebacker in 2011 ... Ended his career with 29 consecutive wins ... Finished his varsity career with 12,856 passing yards and 154 touchdown passes ... The 12,856 passing yards ranks third in Arkansas all-time and the 154 touchdown passes is the second-most by any player in state history ... Became just the eighth player in Arkansas high school history to pass for over 10,000 career yards, joining current Razorback quarterback Brandon Allen on the list ... Also ranks among Arkansas' all-time high school leaders with 897 completions (2nd), 1,370 pass attempts (3rd) and a 66.0 completion percentage (3rd) ... Named to the 2015 Parade All-American First Team at quarterback ... Earned back-to-back Gatorade Arkansas Football Player of the Year and Wendy's High School Football Player of the Year honors for Arkansas ... Named MaxPreps Mr. Football for the state of Arkansas and earned MaxPreps Small School All-American first team honors ... Recognized as the 2014 winner of the Landers Award, given to the state's best prep football player ... Named to the 3A all-state team three consecutive years ... Earned Farm Bureau Insurance 3A Offensive Player of the Year and the Arkansas Democrat Gazette's Outstanding Player of the Year ... Finished his senior season completing 294 of 447 passes (65.7 percent), for 4,159 yards and 53 touchdowns while adding 724 rushing yards and 20 rushing touchdowns ... Totaled 73 touchdowns as a senior, the fourth-most in a single season in state history ... Went 268 of 408 (65.6 percent) passing for 4,241 yards and 52 touchdowns as a junior ... Also rushed for 180 yards and six touchdowns in 2013 ... Started as a sophomore and completed 328 of 503 passes (65.2 percent) for 4,397 yards and 48 touchdowns and rushed for 316 yards and seven touchdowns ... Enrolled early and will participate in team activities during the spring semester ... Coached by Greg Kendrick ... Also was an all-state basketball and baseball player ... Chose Arkansas over offers from Alabama, Auburn, Louisville and others.

PERSONAL

Born on May 29, 1996 ... Son of Shane and Dianna Storey ... Enjoys hanging out with his friends and playing guitar in his spare time ... Would like to coach or work in marketing after his playing career ... Member of the Beta Club and honor roll in high school ... Has volunteered to clean up yards of senior citizens and read to children ... Cousin, Carrie Parker, lettered in women's basketball for the Razorbacks from 1994-97.

RAZORBACK FOOTBALL

2015 RAZORBACKS

2014 REVIEW

HISTORY

RECORDS

FACILITIES

U OF A





7

WILLIE SYKES

Freshman | Defensive Back

6-0 | 180

Houston, Texas | Spring HS

High School

A three-star prospect according to ESPN and 247Sports ... Ranked the No. 70 safety in the nation and the No. 153 player in Texas by ESPN ... 247Sports lists him as the No. 93 cornerback and No. 129 player from Texas ... Earned three stars by 247Composite, a combined index of national recruiting rankings ... Ranked the No. 138 cornerback and No. 179 player in Texas by 247Composite ... Named first-team all-state by Dave Campbell's Texas Football ... Earned first-team all-district honors as selected by the league's coaches ... Selected to the Houston Chronicle's All-Greater Houston Second Team as a senior ... Helped Spring win 10 games in 2014 and advance to the Texas class 6A quarterfinals ... Totaled 86 tackles, three for loss, two forced fumbles and four interceptions as a senior ... Also returned kicks and punts for Spring, including a 96-yard kickoff return for a touchdown in the second round of the playoffs ... Clinched the third round playoff game with an interception ... Coached by Sam Parker ... Also participated in track and field ... Chose Arkansas over offers from Nebraska, Minnesota, Purdue, Utah, Washington State, Oregon State and others.

Personal

Born on Feb. 20, 1997 ... Son of Willie Sykes and Daneaa Thompson ... Enjoys watching movies and playing video games and paintball in his spare time ... Would like to become an athletic trainer or coach after his playing career ... Participated in outreach for his local church.



22

RAWLEIGH WILLIAMS III

Freshman | Running Back

5-10 | 215

Dallas, Texas | Bishop Lynch HS

High School

A consensus three-star prospect by Rivals, ESPN, Scout and 247Sports ... 247Sports ranks him as the No. 33 running back in the nation and the No. 57 player in the state of Texas ... Is the 42nd-best running back and the 64th-best player in Texas according to Rivals ... Scout lists him as the No. 44 running back nationally and the No. 54 player in Texas ... 247Composite, a combined index of national recruiting rankings, rates him three stars, the No. 44 running back in the nation and the No. 72 prospect in Texas ... Named a finalist for the 2014 Tom Landry Award, given annually to the best high school football player in North Texas ... Was a semifinalist for Dave Campbell's Mr. Texas Football Award given annually to the best high school football player in Texas ... Finished his career as the school's all-time leader in career rushing yards (5,023), rushing touchdowns (62), total yards (5,627) and total touchdowns (71) ... Set two single-season school records as a senior, rushing for 2,814 yards and 37 touchdowns ... Led the state with 2,814 rushing yards on 341 attempts (8.3 avg.) ... Also caught 15 passes for 198 yards (13.2 avg.) and five touchdowns ... Finished the 2014 season ranked second in school history with 3,116 total yards and 44 total touchdowns ... Totaled 143 carries for 767 rushing yards (5.3 avg.) and seven rushing touchdowns as a junior ... Posted 26 receptions for 269 yards (10.3 avg.) and one touchdown in 2013 ... Rushed for 1,191 yards on 191 carries (6.2 avg.) and 14 touchdowns as a sophomore ... Caught 11 passes for 137 yards (12.5 avg.) and three touchdowns in 2012 ... Coached by Ben Dasch ... Also participated in track and field ... Chose Arkansas over Ole Miss, Oklahoma State, Stanford and Duke.

Personal

Born on Aug. 28, 1996 ... Son of Rawleigh and Kim Williams and brother of Brian and Alyssa ... Enjoys playing video games, swimming and watching movies in his spare time ... Would like to pursue a career in engineering after football ... Served as a tutor at his local elementary school ... Volunteers at his local soup kitchen and with The Buddy League, a group that provides recreational opportunities for children with special needs who would ordinarily be excluded ... Built a handicap ramp with his high school teammates ... Loves to play tennis ... Served his high school as a member of student council, the multicultural club and BL Ambassadors.



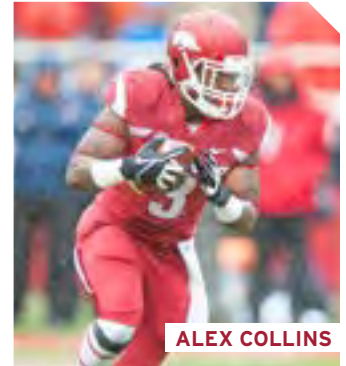
2014 IN REVIEW

MOST VALUABLE PLAYER
TEXAS

- The Razorbacks went 7-6 and capped off the season with a 31-7 win over rival Texas in the 2014 AdvoCare V100 Texas Bowl. It was the 40th bowl appearance in school history and the first winning season since 2011.
- Arkansas won three of its final four games against traditional powerhouses LSU, Ole Miss and Texas. It marked the first time in school history that the Razorbacks defeated those three schools in the same season.
- Running backs Jonathan Williams (1,190) and Alex Collins (1,100) each rushed for more than 1,000 yards, becoming the only teammates in the nation to top 1,000 yards during the 2014 season.
- The Razorbacks' defense limited opponents to just 19.2 points and 323.4 total yards per game. Both marks ranked in the top 10 nationally, the first time Arkansas had finished in the top 10 in either category since joining the SEC in 1992.
- Senior linebacker Martrell Spaight became the first Razorback to ever lead the SEC in tackles with 128 total stops. He went on to be drafted by the Washington Redskins in the fifth round of the 2015 NFL Draft.
- Arkansas tied for the conference lead by throwing just six interceptions all season. Starting quarterback Brandon Allen was only picked off five times, the fewest for a Razorback starting quarterback since Barry Lunney Jr. in 1992.
- Arkansas had the largest starting offensive line in both college and professional football. The total weight of the Razorbacks' five starting offensive linemen was a whopping 1,642 pounds, averaging 328.4 pounds per player.
- The Razorbacks became the first unranked team in college football history to shut out back-to-back ranked opponents after blanking No. 17 LSU 17-0 and No. 8 Ole Miss 30-0.
- Arkansas' defense allowed just 250 points (19.2 per game), the lowest total by a Razorback defense since 1999.
- In his first season as a starter, junior Jared Collins tied for the SEC lead with 13 pass breakups.
- The Razorback defense limited Alabama WR Amari Cooper, a Heisman Trophy finalist, to just two receptions for 22 yards in their meeting on Oct. 11. It was by far Cooper's lowest total of the season as he finished second nationally in receiving.
- Arkansas had four defensive players selected in the same NFL Draft for the first time since 1989 - DE Trey Flowers (4th, New England Patriots), LB Martrell Spaight (5th, Washington Redskins), CB Tevin Mitchel (6th, Washington Redskins) and DT Darius Philon (6th, San Diego Chargers).



JONATHAN WILLIAMS



ALEX COLLINS

2014 SEASON AND POSTSEASON AWARDS AND HONORS

ALEX COLLINS (RB)

Preseason

Doak Walker Award Watch List
Maxwell Award Watch List
CFPA RB Trophy Watch List
Coaches All-SEC (2nd)
Media All-SEC (2nd)
Athlon All-SEC (2nd)
Lindy's All-SEC (2nd)
Phil Steele All-SEC (4th)

Regular Season

Maxwell Award Player of the Week (9/13)
SEC Offensive Player of the Week (9/13)
Athlon SEC Player of the Week (9/13)
CFPA RB Performer of the Week Hon. Mention (9/13)
Phil Steele Midseason All-SEC (2nd)

BREY COOK (OG)

Preseason

Phil Steele All-SEC (4th)

ALAN D'APPOLLONIO (LS)

Regular Season

NFF Scholar-Athlete of the Year Award Candidate
Burlsworth Trophy Award Nominee

AJ DERBY (TE)

Regular Season

CFPA Tight End of the Week Hon. Mention (10/11)

TREY FLOWERS (DE)

Preseason

Bronko Nagurski Watch List
Chuck Bednarik Watch List
Rotary Lombardi Watch List
Hendricks Award Watch List
CFPA D-Lineman Watch List
Phil Steele All-American (4th)
Coaches All-SEC (1st)
Phil Steele All-SEC (1st)
Birmingham News All-SEC (1st)
Media All-SEC (2nd)
Athlon All-SEC (2nd)
Lindy's All-SEC (2nd)

Regular Season

Senior CLASS Award Candidate
Ted Hendricks Award Mid-Season Watch List
SEC Defensive Lineman of the Week (9/20)
CFPA Def. Lineman of the Week Hon. Mention (9/20)
CFPA Def. Lineman of the Week Hon. Mention (10/11)
Phil Steele Midseason All-SEC (2nd)

Postseason

AP All-SEC Honorable Mention
Coaches All-SEC (2nd)
Tim Tebow's Freak of the Year (SEC Network)

HUNTER HENRY (TE)

Preseason

John Mackey Watch List
CFPA Tight End Watch List
Phil Steele All-SEC (2nd)
Athlon All-SEC (2nd)
Coaches All-SEC (3rd)
Media All-SEC (3rd)

Regular Season

CFPA Tight End of the Week Honorable Mention (11/1)

Postseason

AP All-SEC Honorable Mention
Coaches All-SEC (2nd)

SAM IRWIN-HILL (K)

Preseason

Ray Guy Award Watch List
CFPA Punter Watch List
Coaches All-SEC (2nd)
Media All-SEC (2nd)
Athlon All-SEC (2nd)
Lindy's All-SEC (2nd)
Phil Steele All-SEC (4th)

Regular Season

Ray Guy Award Candidate
CFPA Punter of the Week Hon. Mention (9/27)
SEC Special Teams Player of the Week (11/22)

DENVER KIRKLAND (OL)

Preseason

Athlon All-SEC (3rd)

Postseason

AP All-SEC Honorable Mention

KORLISS MARSHALL (RB)

Regular Season

CFPA Kickoff Returner of the Week (9/20)

BRAYLON MITCHELL (LB)

Preseason

Butkus Award Watch List

DARIUS PHILON (DT)

Preseason

Athlon All-SEC (3rd)
Phil Steele All-SEC (4th)

Regular Season

SEC Defensive Lineman of the Week (11/22)

Postseason

AP All-SEC (2nd)

FRANK RAGNOW (C)

Postseason

Coaches All-SEC (Freshman)
Sporting News All-True Freshman Team

DAN SKIPPER (OT)

Preseason

Athlon All-SEC (3rd)

Regular Season

SEC Offensive Lineman of the Week (11/15)

Postseason

AP All-SEC Honorable Mention

MARTRELL SPAIGHT (LB)

Regular Season

SEC Co-Defensive Player of the Week (11/15)

Postseason

AP All-SEC (1st)
Coaches All-SEC (1st)

JONATHAN WILLIAMS (RB)

Preseason

Doak Walker Award Watch List
Maxwell Award Watch List
CFPA RB Trophy Watch List
Phil Steele All-SEC (2nd)
Coaches All-SEC (3rd)
Athlon All-SEC (3rd)
Lindy's All-SEC (3rd)

Regular Season

College Sports Madness SEC Off. Player of Week (9/13)
CFPA RB Performer of the Week Hon. Mention (9/13)
Earl Campbell Award Semifinalist

Postseason

AP All-SEC (2nd)

RESULTS (7-6, 2-6 SEC)

DATE	OPPONENT	RESULT	SCORE	OVERALL	CONF	TIME	ATTEND
Aug 30	* at #6 Auburn	L	21-45	0-1	0-1	3:20	87451
Sep 06	NICHOLLS	W	73-7	1-1	0-1	3:24	63108
Sep 13	at Texas Tech	W	49-28	2-1	0-1	3:09	60277
Sep 20	NIU	W	52-14	3-1	0-1	3:05	67204
Sep 27	* vs #6 Texas A&M	L (OT)	28-35	3-2	0-2	3:44	68113
Oct 11	* #7 ALABAMA	L	13-14	3-3	0-3	3:34	72337
Oct 18	* vs #10 Georgia	L	32-45	3-4	0-4	3:29	54959
Oct 25	UAB	W	45-17	4-4	0-4	3:16	61800
Nov 1	* #1 Mississippi State	L	10-17	4-5	0-5	3:16	63207
Nov 15	* #20 LSU	W	17-0	5-5	1-5	2:57	70165
Nov 22	* #8 OLE MISS	W	30-0	6-5	2-5	3:23	64510
Nov 28	* at #17 Mizzou	L	14-21	6-6	2-6	3:39	71168
Dec 29	vs Texas	W	31-7	7-6	2-6	3:15	71115

* SEC conference game

TEAM STATISTICS

	ARKANSAS	OPPONENT
SCORING	415	250
Points Per Game	31.9	19.2
Points Off Turnovers	64	49
FIRST DOWNS	288	225
Rushing	146	97
Passing	120	115
Penalty	22	13
RUSHING YARDAGE	2834	1490
Yards gained rushing	3092	1886
Yards lost rushing	258	396
Rushing Attempts	557	429
Average Per Rush	5.1	3.5
Average Per Game	218.0	114.6
TDs Rushing	31	11
PASSING YARDAGE	2444	2714
Comp-Att-Int	199-359-6	217-392-12
Average Per Pass	6.8	6.9
Average Per Catch	12.3	12.5
Average Per Game	188.0	208.8
TDs Passing	21	19
TOTAL OFFENSE	5278	4204
Total Plays	916	821
Average Per Play	5.8	5.1
Average Per Game	406.0	323.4
KICK RETURNS: #-Yards	24-617	50-1192
PUNT RETURNS: #-YARDS	22-206	16-49
INT RETURNS: #-Yards	12-241	6-91
KICK RETURN AVERAGE	25.7	23.8
PUNT RETURN AVERAGE	9.4	3.1
INT RETURN AVERAGE	20.1	15.2
FUMBLES-LOST	25-11	22-12
PENALTIES-YARDS	68-581	77-638
Average Per Game	44.7	49.1
PUNTS-Yards	59-2363	66-2826
Average Per Punt	40.1	42.8
Net punt average	38.5	39.4
KICKOFFS-YARDS	77-4627	49-3035
Average Per Kick	60.1	61.9
Net Kick average	38.8	37.1
TIME OF POSSESSION/Game	34:03	25:57
3RD-DOWN CONVERSIONS	88/187	72/182
3rd-Down Pct	47%	40%
4TH-DOWN Conversions	12/19	4/18
4th-Down Pct	63%	22%
SACKS BY-YARDS	24-215	14-104
MISC YARDS	0	-4
TOUCHDOWNS SCORED	56	33
FIELD GOALS-ATTEMPTS	9-14	6-13
ON-SIDE KICKS	0-1	0-1
RED-ZONE SCORES	(44-56) 79%	(23-33) 70%
RED-ZONE TOUCHDOWNS	(36-56) 64%	(20-33) 61%
PAT-ATTEMPTS	(52-54) 96%	(32-32) 100%
ATTENDANCE	399124	281203
Games/Avg Per Game	6/66521	4/70301
Neutral Site Games		3/64729

SCORE BY QUARTERS

	1ST	2ND	3RD	4TH	OT	TOTAL
Arkansas	137	139	68	71	0	415
Opponent	35	93	41	74	7	250

INDIVIDUAL STATISTICS

RUSHING

	GP	ATT	GAIN	LOSS	NET	AVG	TD	LONG	AVG/G
J. Williams	13	211	1222	32	1190	5.6	12	90	91.5
Alex Collins	13	204	1165	65	1100	5.4	12	84	84.6
Kody Walker	13	31	149	0	149	4.8	1	11	11.5
K. Marshall	6	25	123	4	119	4.8	1	27	19.8
Keon Hatcher	13	5	112	0	112	22.4	1	82	8.6
Sam Irwin-Hill	13	2	74	0	74	37.0	1	51	5.7
Damon Mitchell	4	6	58	0	58	9.7	0	15	14.5
Denzell Evans	9	7	36	0	36	5.1	0	12	4.0
Jared Cornelius	13	5	23	0	23	4.6	0	11	1.8
Austin Allen	5	7	18	14	4	0.6	1	7	0.8
Brandon Allen	13	42	112	112	0	0.0	2	21	0.0
AJ Derby	11	1	0	6	-6	-6.0	0	0	-0.5
TEAM	8	11	0	25	-25	-2.3	0	0	-3.1
TOTAL	13	557	3092	258	2834	5.1	31	90	218.0
Opponents	13	429	1886	396	1490	3.5	11	43	114.6

PASSING

	G	EFFIC	CMP-ATT-INT	PCT	YDS	TD	LNG	AVG/G
Brandon Allen	13	129.19	190-339-5	56.0	2285	20	54	175.8
Austin Allen	5	117.82	8-16-1	50.0	153	0	33	30.6
S. Tretola	13	480.40	1-1-0	100.0	6	1	6	0.5
Damon Mitchell	4	0.00	0-1-0	0.0	0	0	0	0.0
TEAM	8	0.00	0-1-0	0.0	0	0	0	0.0
J. Williams	13	0.00	0-1-0	0.0	0	0	0	0.0
TOTAL	13	128.58	199-359-6	55.4	2444	21	54	188.0
Opponents	13	123.39	217-392-12	55.4	2714	19	86	208.8

RECEIVING

	G	NO	YDS	AVG	TD	LONG	AVG/G
Keon Hatcher	13	43	558	13.0	6	50	42.9
Hunter Henry	13	37	513	13.9	2	38	39.5
AJ Derby	11	22	303	13.8	3	54	27.5
Jared Cornelius	13	18	212	11.8	2	38	16.3
D. Wilson	12	17	220	12.9	1	36	18.3
Cody Hollister	13	13	137	10.5	1	18	10.5
J. Williams	13	11	65	5.9	2	23	5.0
Drew Morgan	13	10	181	18.1	1	44	13.9
Jeremy Sprinkle	13	7	84	12.0	1	17	6.5
K. Marshall	6	6	37	6.2	0	14	6.2
K. Edwards	11	4	70	17.5	1	28	6.4
Patrick Arinze	13	3	19	6.3	0	10	1.5
Kody Walker	13	3	15	5.0	0	6	1.2
Alex Collins	13	3	9	3.0	0	5	0.7
Anthony Antwine	13	1	15	15.0	0	15	1.2
A. D'Appollonio	13	1	6	6.0	1	6	0.5
TOTAL	13	199	2444	12.3	21	54	188.0
Opponents	13	217	2714	12.5	19	86	208.8

TOTAL OFFENSE

	G	PLAYS	RUSH	PASS	TOTAL	AVG/G
Brandon Allen	13	381	0	2285	2285	175.8
J. Williams	13	212	1190	0	1190	91.5
Alex Collins	13	204	1100	0	1100	84.6
Austin Allen	5	23	4	153	157	31.4
Kody Walker	13	31	149	0	149	11.5
K. Marshall	6	25	119	0	119	19.8
Keon Hatcher	13	5	112	0	112	8.6
Sam Irwin-Hill	13	2	74	0	74	5.7
Damon Mitchell	4	7	58	0	58	14.5
Denzell Evans	9	7	36	0	36	4.0
Jared Cornelius	13	5	23	0	23	1.8
S. Tretola	13	1	0	6	6	0.5
AJ Derby	11	1	-6	0	-6	-0.5
TEAM	8	12	-25	0	-25	-3.1
TOTAL	13	916	2834	2444	5278	406.0
Opponents	13	821	1490	2714	4204	323.4



INDIVIDUAL STATISTICS

SCORING

	TD	FGS	----- PATS -----				DXP	SAF	POINTS
			KICK	RUSH	RCV	PASS			
J. Williams	14	0-0	0-0	0-0	0	0-0	0	0	84
Alex Collins	12	0-0	0-0	0-0	0	0-0	0	0	72
Keon Hatcher	7	0-0	0-0	0-0	0	0-0	0	0	42
Adam McFain	0	7-10	20-20	0-0	0	0-0	0	0	41
John Henson	0	2-4	31-33	0-0	0	0-0	0	0	37
AJ Derby	3	0-0	0-0	0-1	0	0-0	0	0	18
Hunter Henry	2	0-0	0-0	0-0	0	0-0	0	0	12
Jared Cornelius	2	0-0	0-0	0-0	0	0-0	0	0	12
K. Marshall	2	0-0	0-0	0-0	0	0-0	0	0	12
Brandon Allen	2	0-0	0-0	0-1	0	0-0	0	0	12
Sam Irwin-Hill	1	0-0	0-0	0-0	0	0-0	0	0	6
Taiwan Johnson	1	0-0	0-0	0-0	0	0-0	0	0	6
Austin Allen	1	0-0	0-0	0-0	0	0-0	0	0	6
Cody Hollister	1	0-0	0-0	0-0	0	0-0	0	0	6
A. D'Appollonio	1	0-0	0-0	0-0	0	0-0	0	0	6
Kody Walker	1	0-0	0-0	0-0	0	0-0	0	0	6
Jeremy Sprinkle	1	0-0	0-0	0-0	0	0-0	0	0	6
K. Edwards	1	0-0	0-0	0-0	0	0-0	0	0	6
Drew Morgan	1	0-0	0-0	0-0	0	0-0	0	0	6
D. Wilson	1	0-0	0-0	0-0	0	0-0	0	0	6
Rohan Gaines	1	0-0	0-0	0-0	0	0-0	0	0	6
Darius Philon	1	0-0	0-0	0-0	0	0-0	0	0	6
Lane Saling	0	0-0	1-1	0-0	0	0-0	0	0	1
TOTAL	56	9-14	52-54	0-2	0	0-0	0	0	415
Opponents	33	6-13	32-32	0-0	1	1-1	0	0	250

PUNT RETURNS

	NO.	YDS	AVG	TD	LONG
D.J. Dean	11	121	11.0	0	63
Jared Cornelius	9	91	10.1	0	35
D. Wilson	1	-6	-6.0	0	0
Jared Collins	1	0	0.0	0	0
TOTAL	22	206	9.4	0	63
Opponents	16	49	3.1	0	35

KICK RETURNS

	NO.	YDS	AVG	TD	LONG
K. Marshall	9	271	30.1	1	97
Keon Hatcher	6	139	23.2	0	47
Eric Hawkins	4	73	18.2	0	27
Alex Collins	4	113	28.2	0	39
Alex Voelzke	1	21	21.0	0	21
TOTAL	24	617	25.7	1	97
Opponents	50	1192	23.8	1	100

FUMBLE RETURNS

	NO.	YDS	AVG	TD	LONG
Darius Philon	2	21	10.5	1	14
Taiwan Johnson	0	0	0.0	1	0
TOTAL	2	21	10.5	2	14
Opponents	3	57	19.0	1	54

INTERCEPTIONS

	NO.	YDS	AVG	TD	LONG
Tevin Mitchel	2	-7	-3.5	0	0
D.J. Dean	2	9	4.5	0	9
Henre' Toliver	2	46	23.0	0	46
Brooks Ellis	2	63	31.5	0	36
Rohan Gaines	1	100	100.0	1	100
M. Spaight	1	30	30.0	0	30
C. Washington	1	0	0.0	0	0
Alan Turner	1	0	0.0	0	0
TOTAL	12	241	20.1	1	100
Opponents	6	91	15.2	1	50

INDIVIDUAL STATISTICS

ALL PURPOSE

	G	RUSH	REC	PR	KOR	IR	TOT	AVG/G
J. Williams	13	1190	65	0	0	0	1255	96.5
Alex Collins	13	1100	9	0	113	0	1222	94.0
Keon Hatcher	13	112	558	0	139	0	809	62.2
Hunter Henry	13	0	513	0	0	0	513	39.5
K. Marshall	6	119	37	0	271	0	427	71.2
Jared Cornelius	13	23	212	91	0	0	326	25.1
AJ Derby	11	-6	303	0	0	0	297	27.0
D. Wilson	12	0	220	-6	0	0	214	17.8
Drew Morgan	13	0	181	0	0	0	181	13.9
Kody Walker	13	149	15	0	0	0	164	12.6
Cody Hollister	13	0	137	0	0	0	137	10.5
D.J. Dean	13	0	0	121	0	9	130	10.0
Rohan Gaines	12	0	0	0	0	100	100	8.3
Jeremy Sprinkle	13	0	84	0	0	0	84	6.5
Sam Irwin-Hill	13	74	0	0	0	0	74	5.7
Eric Hawkins	5	0	0	0	73	0	73	14.6
K. Edwards	11	0	70	0	0	0	70	6.4
Brooks Ellis	11	0	0	0	0	63	63	5.7
Damon Mitchell	4	58	0	0	0	0	58	14.5
Henre' Toliver	11	0	0	0	0	46	46	4.2
Denzell Evans	9	36	0	0	0	0	36	4.0
M. Spaight	13	0	0	0	0	30	30	2.3
Alex Voelzke	13	0	0	0	21	0	21	1.6
Patrick Arinze	13	0	19	0	0	0	19	1.5
Anthony Antwine	13	0	15	0	0	0	15	1.2
A. D'Appollonio	13	0	6	0	0	0	6	0.5
Austin Allen	5	4	0	0	0	0	4	0.8
Tevin Mitchel	11	0	0	0	0	-7	-7	-0.6
TEAM	8	-25	0	0	0	0	-25	-3.1
TOTAL	13	2834	2444	206	617	241	6342	487.8
Opponents	13	1490	2714	49	1192	91	5536	425.8

PUNTING

	NO.	YDS	AVG	LONG	TB	FC	I20	BLKD
Sam Irwin-Hill	58	2327	40.1	54	2	24	27	0
Toby Baker	1	36	36.0	36	0	0	0	0
TOTAL	59	2363	40.1	54	2	24	27	0
Opponents	66	2826	42.8	62	1	14	25	0

FIELD GOALS

	FGM-FGA	PCT	01-19	20-29	30-39	40-49	50-99	LG	BLK
John Henson	2-4	50.0	0-0	2-2	0-0	0-2	0-0	22	0
Adam McFain	7-10	70.0	1-1	1-1	4-6	1-2	0-0	49	0
TOTAL	9-14	.643	1-1	3-3	4-6	1-4	0-0	49	0
Opponents	6-13	.462	0-0	0-1	2-5	2-5	2-2	52	1

FIELD GOAL SEQUENCE

	ARKANSAS	OPPONENTS
Auburn	-	42,(45)
Nicholls	(22)	31
Texas Tech	-	-
NIU	43,(21)	-
Texas A&M	44	40
Alabama	-	30
Georgia	-	(37)
UAB	(49)	(47)
Mississippi State	(36),42	(37)
LSU	(32)	27,47
Ole Miss	(22),37,(31),(18)	-
Mizzou	-	(52),(50),35
Texas	(32),32	-

Numbers in parentheses indicate field goal was made.

KICKOFFS

	NO.	YDS	AVG	TB	OB	RETN	NET	YDLN
Adam McFain	45	2713	60.3	10	2			
Sam Irwin-Hill	18	1114	61.9	6	1			
John Henson	11	619	56.3	2	0			
Lane Saling	3	181	60.3	0	0			
TOTAL	77	4627	60.1	18	3	1192	38.8	26
Opponents	49	3035	61.9	24	1	617	37.1	27

2014 DEFENSIVE STATISTICS



NO	PLAYER	GP	-----TACKLES-----			TFL/YDS	SACKS NO-YARDS	----PASS DEF----			- FUMBLES -		BLOCKED	
			SOLO	AST	TOTAL			INT-YDS	BRUP	QBH	RCV-YDS	FF	KICK	SAF
47	M. Spaight	13	63	65	128	10.5-28	1.0-5	1-30	3	4	1-0	2		
51	Brooks Ellis	11	29	43	72	5.5-13	0.5-4	2-63	5	2		2		
86	Trey Flowers	13	34	34	68	15.5-95	6.0-71		6	9	1-0	1		
27	Alan Turner	13	31	34	65	1.0-3		1-0	4					
26	Rohan Gaines	12	29	30	59	1.0-4		1-100	5		1-0	1		
29	Jared Collins	13	39	14	53	4.0-23	1.0-18		13			1		
91	Darius Philon	13	25	21	46	11.5-57	4.5-38		2	6	3-21	1		
42	Josh Williams	13	9	20	29	1.5-7	1.0-7							
6	J. Winston	13	15	11	26	2.0-6			1	1				
94	Taiwan Johnson	13	15	11	26	8.0-45	4.5-35			1	2-0			
34	Bray Mitchell	13	7	19	26	2.5-3	1.0-1							
2	D.J. Dean	13	11	12	23			2-9	5					
23	Tevin Mitchel	11	13	7	20	1.0-7		2-7	8					
15	Henre Toliver	11	11	7	18	1.0-4	1.0-4	2-46	1					
21	C. Washington	12	10	7	17	1.0-3		1-0	1					
8L	Mitchell Loewen	9	5	9	14	2.0-12	0.5-7		2	2				
48	D. Wise Jr.	10	5	8	13	3.0-23	2.0-19			3				
28	Josh Liddell	12	4	8	12				1					
52	Daunte Carr	11	5	7	12	0.5-1								
20	De'Andre Coley	11	6	6	12									
97	Tevin Benum	12	4	7	11	2.0-4			4		1-0	1		
83	Jeremy Sprinkle	13	9	1	10							1		
44	Khalia Hackett	11	6	4	10							1		
78	Bijhon Jackson	13	3	6	9	1.0-2			1					
30	K. Richardson	13	5	3	8					1				
18	Randy Ramsey	7	5	3	8	0.5-1								
99	Brandon Lewis	11	2	5	7	2.5-3				2				
35	Dwayne Eugene	13	1	5	6									
93	DeMarcus Hodge	12	2	3	5	1.5-7						1		
7	T. Coleman	3	3	1	4							1		
16	Cornelius Floyd	9	4		4				1					
42	Adam McFain	10	3		3									
46	Alex Voelzke	13	2	1	3									
96	Karl Roesler	12	1	2	3									
11	AJ Derby	11	1	2	3									
13	Davyon McKinney	4	1	1	2									
TM	TEAM	8	1		1							1		
8	Austin Allen	5	1		1									
53	Anthony Brown	3	1		1	1.0-1			1	1				
19	Anthony Antwine	13	1		1									
50	Grady Ollison	1	1		1	1.0-6	1.0-6							
92	Sam Irwin-Hill	13	1		1									
24	Kody Walker	13		1	1						2-0			
84	Hunter Henry	13	1		1									
32	J. Williams	13	1		1									
63	Dan Skipper	13												1
82	A. D'Appollonio	13									1-0			
TOTAL		13	426	418	844	81-358	24-215	12-241	60	36	12-21	14	1	
Opponents		13	443	520	963	62.0-209	14-104	6-91	43	54	11-57	12		2

RAZORBACK FOOTBALL

2015 RAZORBACKS

2014 REVIEW

HISTORY

RECORDS

FACILITIES

U OF A



MARTRELL SPAIGHT



TREY FLOWERS



2014 GAME-BY-GAME STATISTICS

GAME	FINAL SCORE	SCORE BY QUARTER				FIRST DOWNS				RUSHING			PASSING			TOTAL OFFENSE		PUNTING	FUMBLES	PENALTY	THIRD DOWNS	TOTAL TOP
		1	2	3	4(OT)	RU	PA	PN	TOT	ATT	YDS	TD	C-A-I	YDS	TD	ATT	YDS	NO-AVG	NO-LOST	NO-YDS		
Arkansas	21	7	14	0	0	9	9	2	20	29	153	1	18-31-1	175	2	60	328	7-43.0	2-0	4-40	2-10	27:17
Auburn	45	14	7	14	10	15	11	1	27	48	302	3	16-22-0	293	2	70	595	3-53.3	2-1	6-61	9-14	32:43
Nicholls	7	0	0	7	0	4	11	2	17	28	92	0	21-43-1	208	1	71	242	8-39.6	2-0	5-35	3-17	34:10
Arkansas	73	35	21	7	10	19	7	0	26	40	496	6	8-14-1	189	4	54	684	1-49.0	0-0	7-69	3-6	25:50
Arkansas	49	14	14	7	14	24	5	3	32	68	438	7	6-12-0	61	0	80	499	1-42.0	2-2	2-15	8-12	40:39
Texas Tech	28	7	14	7	0	9	11	0	20	22	101	1	27-45-2	252	3	67	353	4-41.5	1-1	5-60	8-14	19:21
N. Illinois	14	0	7	0	7	8	8	1	17	32	123	0	19-31-0	180	2	63	303	5-46.4	2-1	9-67	6-15	25:22
Arkansas	52	21	7	7	17	11	11	2	24	45	212	3	16-23-0	215	2	68	427	2-40.5	1-0	4-30	10-14	34:38
Arkansas	28	7	14	7	0(0)	13	7	2	22	47	285	3	15-27-0	199	1	74	484	7-43.4	3-1	8-76	5-15	37:00
Texas A&M	35	7	7	0	14(7)	7	13	1	21	27	137	1	21-41-1	386	4	68	523	6-40.8	0-0	9-70	4-13	23:00
Alabama	14	0	7	0	7	3	6	1	10	32	66	0	11-21-0	161	2	53	227	8-44.2	4-2	4-30	4-15	25:47
Arkansas	13	0	6	7	0	5	12	1	18	39	89	1	21-40-1	246	1	79	335	7-36.6	3-2	4-28	9-19	34:13
Georgia	45	7	31	0	7	10	6	2	18	39	207	3	10-17-0	179	2	56	386	3-35.0	0-0	9-101	5-11	25:06
Arkansas	32	6	0	13	13	9	13	7	29	37	126	2	28-45-2	296	3	82	422	3-33.0	4-2	7-79	8-15	34:54
UAB	17	0	0	10	7	10	2	0	12	42	133	0	6-18-1	62	1	60	195	6-47.8	0-0	2-10	4-14	25:02
Arkansas	45	14	21	10	0	14	10	0	24	46	273	3	16-26-0	211	3	72	484	5-34.0	2-1	2-9	6-13	34:58
Arkansas	10	3	7	0	0	8	13	0	21	38	163	1	22-44-1	238	0	82	401	6-36.2	0-0	6-40	9-20	38:46
Mississippi St.	17	0	7	3	7	8	11	0	19	35	128	1	18-27-2	331	1	62	459	3-40.7	0-0	8-45	8-14	21:14
LSU	0	0	0	0	0	6	4	2	12	32	36	0	12-22-0	87	0	54	123	5-44.4	2-1	3-20	6-14	28:06
Arkansas	17	3	7	0	7	6	10	1	17	38	95	2	16-27-0	169	0	65	264	5-39.4	2-0	4-43	10-17	31:54
Ole Miss	0	0	0	0	0	4	14	1	19	33	63	0	18-38-3	253	0	71	316	5-42.0	4-3	4-20	3-11	25:59
Arkansas	30	17	0	10	3	10	7	0	17	50	159	1	8-17-0	152	1	67	311	6-40.5	2-1	6-44	4-15	34:01
Arkansas	14	7	7	0	0	7	9	2	18	30	155	0	13-30-0	133	2	60	288	5-41.2	3-2	12-93	5-14	27:17
Missouri	21	0	6	0	15	12	12	2	26	41	158	1	25-42-1	265	1	83	423	3-38.0	2-1	7-75	9-19	32:43
Arkansas	31	3	21	0	7	11	7	2	20	50	191	1	12-23-0	160	2	73	351	4-39.8	1-0	2-15	9-17	41:10
Texas	7	0	7	0	0	1	6	0	7	18	2	1	13-25-1	57	0	43	59	1-41.7	2-1	5-34	3-11	18:50

GAME-BY-GAME OFFENSIVE STARTERS

OPPONENT	LT	LG	C	RG	RT	TE/FB	TE/FB	QB	RB	WR	WR
Auburn	Skipper	Charpentier	Smothers	Kirkland	Cook	Henry	Derby	B. Allen	J. Williams	Hatcher	Wilson
Nicholls	Skipper	Charpentier	Smothers	Kirkland	Cook	Henry	Derby	B. Allen	A. Collins	Hatcher	Wilson
Texas Tech	Skipper	Tretola	Smothers	Kirkland	Cook	Jefferson	Derby	B. Allen	J. Williams	Hatcher	Wilson
N. Illinois	Skipper	Tretola	Smothers	Kirkland	Cook	Arinze (FB)	Derby	B. Allen	A. Collins	Hatcher	Hollister
Texas A&M	Skipper	Tretola	Smothers	Kirkland	Cook	Henry	Derby	B. Allen	J. Williams	Hatcher	Hollister
Alabama	Skipper	Tretola	Smothers	Kirkland	Cook	Walker (FB)	Jefferson	B. Allen	J. Williams	Hatcher	Wilson
Georgia	Skipper	Tretola	Smothers	Kirkland	Cook	Henry	Derby	B. Allen	J. Williams	Hatcher	Wilson
UAB	Skipper	Tretola	Smothers	Kirkland	Cook	Henry	Derby	B. Allen	J. Williams	Arinze (FB)	Wilson
Mississippi St.	Skipper	Tretola	Smothers	Kirkland	Cook	Henry	Arinze (FB)	B. Allen	J. Williams	Hatcher	Hollister
LSU	Skipper	Tretola	Smothers	Kirkland	Cook	Henry	Arinze (FB)	B. Allen	J. Williams	Hatcher	Hollister
Ole Miss	Skipper	Tretola	Smothers	Kirkland	Cook	Henry	Arinze (FB)	B. Allen	J. Williams	Hatcher	Hollister
Missouri	Skipper	Tretola	Smothers	Kirkland	Cook	Henry	Arinze (FB)	B. Allen	J. Williams	Hatcher	Hollister
Texas	Skipper	Tretola	Smothers	Kirkland	Cook	Henry	Arinze (FB)	B. Allen	J. Williams	Hatcher	Hollister

GAME-BY-GAME DEFENSIVE STARTERS

OPPONENT	DE	NG	DT	DE	SLB/CB	MLB	WLB	CB	FS	SS	CB
Auburn	Winston	T. Johnson	Philon	Flowers	Coleman	Ellis	Spaight	J. Collins	Turner	Gaines	Washington
Nicholls	Winston	T. Johnson	Philon	Flowers	B. Mitchell	Ellis	Spaight	J. Collins	Turner	Gaines	Washington
Texas Tech	Winston	T. Johnson	Philon	Flowers	Toliver (CB)	Ellis	Spaight	T. Mitchel	Turner	Gaines	Washington
N. Illinois	Winston	T. Johnson	Philon	Flowers	Ramsey	Ellis	Spaight	J. Collins	Turner	Gaines	Washington
Texas A&M	Wise	T. Johnson	Philon	Flowers	Toliver (CB)	Ellis	Spaight	J. Collins	Turner	Gaines	T. Mitchel
Alabama	Winston	T. Johnson	Philon	Flowers	Toliver (CB)	Ellis	Spaight	J. Collins	Turner	Gaines	T. Mitchel
Georgia	Winston	T. Johnson	Philon	Flowers	B. Mitchell	Williams	Spaight	J. Collins	Turner	Gaines	Toliver
UAB	Winston	T. Johnson	Philon	Flowers	B. Mitchell	Williams	Spaight	J. Collins	Turner	McKinney	Dean
Mississippi St.	Winston	T. Johnson	Philon	Flowers	T. Mitchel (CB)	Ellis	Spaight	J. Collins	Turner	Gaines	Dean
LSU	Winston	T. Johnson	Philon	Flowers	B. Mitchell	Ellis	Spaight	J. Collins	Turner	Gaines	Dean
Ole Miss	Winston	T. Johnson	Philon	Flowers	T. Mitchel (CB)	Ellis	Spaight	J. Collins	Turner	Liddell	Dean
Missouri	Winston	T. Johnson	Philon	Flowers	B. Mitchell	Ellis	Spaight	J. Collins	Turner	Gaines	Dean
Texas	Winston	T. Johnson	Philon	Flowers	B. Michell	Ellis	Spaight	J. Collins	Turner	Liddell	Dean

ARKANSAS SCORING DRIVES

OPPONENT	NO. OF PLAYS	TOTAL YARDS	DRIVE TIME	TYPE OF SCORE	SCORE QTR/TIME	DRIVE START	SCORING PLAY
Auburn	6	75	2:53	TD	1st/6:44	AR 25	Henry 14-yard rec
Auburn	6	75	2:14	TD	2nd/11:06	AR 25	Derby 17-yard rec
Auburn	10	93	5:06	TD	2nd/4:28	AR 7	J. Williams 6-yard rush
Nicholls	1	82	0:15	TD	1st/12:38	AR 18	Hatcher 82-yard rush
Nicholls	1	33	0:09	TD	1st/10:50	N 33	A. Collins 33-yard rush
Nicholls	3	37	1:08	TD	1st/8:35	N 37	Morgan 22-yard rec
Nicholls	6	64	3:08	TD	1st/3:21	AR 36	Hollister 7-yard rec
Nicholls	1	2	0:06	TD	1st/2:27	N 2	A. Collins 2-yard rush
Nicholls	1	50	0:11	TD	2nd/10:24	AR 50	Hatcher 50-yard rec
Nicholls	1	90	0:25	TD	2nd/5:55	AR 10	J. Williams 90-yard rush
Nicholls	3	46	1:20	TD	2nd/2:55	N 46	A. Collins 13-yard rush
Nicholls	2	48	0:52	TD	3rd/14:08	N 48	Cornelius 38-yard rec
Nicholls	12	71	4:49	FG	4th/14:08	AR 24	Henson 22-yard FG
Nicholls	12	80	6:16	TD	4th/3:33	AR 20	A. Allen 5-yard rush
Texas Tech	2	13	0:37	TD	1st/8:36	TTU 13	J. Williams 6-yard rush
Texas Tech	11	68	6:22	TD	1st/1:26	AR 32	J. Williams 13-yard rush
Texas Tech	5	71	1:49	TD	2nd/11:15	AR 29	A. Collins 15-yard rush
Texas Tech	1	12	0:06	TD	2nd/1:30	TTU 12	J. Williams 12-yard rush
Texas Tech	13	75	7:03	TD	3rd/7:57	AR 25	B. Allen 5-yard rush
Texas Tech	13	82	6:43	TD	4th/13:59	AR 18	J. Williams 7-yard rush
Texas Tech	2	85	0:59	TD	4th/10:56	AR 15	A. Collins 84-yard rush
N. Illinois	0	0	0	TD	1st/14:46	AR 3	K. Marshall 97-yard KOR
N. Illinois	0	0	0	TD	1st/8:07	NIU 86	D. Philon 14-yard FR
N. Illinois	12	69	6:26	TD	1st/0:21	AR 31	J. Williams 15-yard rush
N. Illinois	10	71	2:40	TD	2nd/0:49	AR 29	J. Cornelius 10-yard rec
N. Illinois	12	68	6:15	TD	3rd/3:34	AR 32	B. Allen 2-yard rush
N. Illinois	8	30	4:15	FG	4th/12:59	N 34	Henson 21-yard FG
N. Illinois	1	44	0:09	TD	4th/9:56	N 44	Hatcher 44-yard rec
N. Illinois	8	68	4:52	TD	4th/3:33	AR 32	K. Marshall 27-yard rush
Texas A&M	8	76	4:49	TD	1st/9:06	AR 24	J. Williams 9-yard rush
Texas A&M	5	72	3:00	TD	2nd/13:21	AR 28	A. Collins 50-yard rush
Texas A&M	8	78	1:24	TD	2nd/1:03	AR 22	Irwin-Hill 51-yard rush
Texas A&M	7	78	4:09	TD	3rd/5:02	AR 22	Derby 44-yard rec
Alabama	10	81	4:53	TD	2nd/3:47	AR 19	J. Williams 3-yard rush
Alabama	3	57	1:02	TD	3rd/4:43	UA 44	Derby 54-yard rec
Georgia	13	75	7:51	TD	1st/7:09	AR 25	A. Collins 1-yard rush
Georgia	12	71	5:45	TD	3rd/6:30	AR 29	Hatcher 8-yard rec
Georgia	7	57	3:04	TD	3rd/2:05	AR 43	Henry 4-yard rec
Georgia	8	75	3:08	TD	3rd/10:00	AR 25	Edwards 4-yard rec
Georgia	9	90	2:31	TD	4th/5:05	AR 10	A. Collins 6-yard rush
UAB	7	75	3:12	TD	1st/11:48	AR 25	J. Williams 3-yard rush
UAB	11	72	5:04	TD	1st/5:12	AR 28	A. Collins 3-yard rush
UAB	8	45	4:11	TD	2nd/14:52	UAB 45	J. Williams 17-yard rec
UAB	8	92	3:40	TD	2nd/9:11	AR 8	D'Appollonio 6-yard rec
UAB	10	62	3:29	TD	2nd/0:58	AR 38	Walker 5-yard rush
UAB	5	14	1:29	FG	3rd/13:18	UAB 46	McFain 49-yard FG
UAB	5	70	1:24	TD	3rd/2:57	AR 30	Sprinkle 15-yard rec
Miss St.	11	60	5:10	FG	1st/9:50	AR 21	McFain 36-yard FG
Miss St.	6	25	3:38	TD	2nd/11:01	M 25	A. Collins 1-yard rush
LSU	11	60	4:43	FG	1st/10:17	AR 25	McFain 32-yard FG
LSU	15	59	6:55	TD	2nd/8:40	AR 41	J. Williams 1-yard rush
LSU	12	55	6:16	TD	4th/11:03	AR 45	A. Collins 5-yard rush
Ole Miss	3	52	1:12	TD	1st/12:05	AR 48	Hatcher 25-yard rec
Ole Miss	9	24	3:32	FG	1st/7:46	OM 29	McFain 22-yard FG
Ole Miss	9	49	5:15	TD	1st/1:09	OM 49	A. Collins 1-yard rush
Ole Miss	8	41	3:28	FG	3rd/5:43	Ar 45	McFain 31-yard FG
Ole Miss	0	0	0	TD	3rd/3:38	OM 00	Gaines 100-yard Int. Ret
Ole Miss	4	0	1:43	FG	4th/11:42	OM 1	McFain 18-yard FG
Missouri	11	70	6:49	TD	1st/6:48	AR30	J. Williams 23-yard rec
Missouri	6	31	3:43	TD	2nd/7:15	MU 31	Hatcher 12-yard rec
Texas	10	33	4:21	FG	1st/4:32	UT 48	McFain 32-yard FG
Texas	6	87	2:44	TD	2nd/14:15	AR 13	Wilson 36-yard rec
Texas	0	0	0	TD	2nd/8:13	UT 00	T. Johnson 0-yard FR
Texas	9	61	3:35	TD	2nd/00:24	AR 39	Hatcher 5-yard rec
Texas	13	57	8:39	TD	4th/11:41	AR 43	J. Williams 1-yard rush

OPPONENT SCORING DRIVES

OPPONENT	NO. OF PLAYS	TOTAL YARDS	DRIVE TIME	TYPE OF SCORE	SCORE QTR/TIME	DRIVE START	SCORING PLAY
Auburn	8	75	3:50	TD	1st/9:37	AU 25	Ray 49-yard rec
Auburn	6	75	2:43	TD	1st/4:01	AU 25	Artis-Payne 1-yard rush
Auburn	7	98	2:49	TD	2nd/13:20	AU 2	Williams 18-yd rec
Auburn	9	78	4:18	TD	3rd/10:42	AU 22	Marshall 19-yard rush
Auburn	0	0	0	TD	3rd/2:39	0	Whitehead 33-yard int
Auburn	11	62	4:52	FG	4th/9:55	AU 10	Carlson 45-yard FG
Auburn	8	85	4:45	TD	4th/3:15	AU 15	Grant 3-yard rush
Nicholls	9	75	4:53	TD	3rd/9:15	N 25	Canty 10-yard rec
Texas Tech	4	31	1:18	TD	1st/12:58	AR 31	Davis 15-yard rec
Texas Tech	12	75	3:22	TD	2nd/13:04	TTU 25	Polite-Bray 3-yard rec
Texas Tech	11	67	4:30	TD	2nd/6:45	TTU 33	Davis 3-yard rush
Texas Tech	8	79	2:15	TD	3rd/5:42	TTU 21	Jakeem 39-yard rec
N. Illinois	8	74	2:24	TD	2nd/3:29	N 26	Turner 11-yard rec
N. Illinois	10	75	2:54	TD	4th/10:05	N 25	Bouagnon 15-yard rec
Texas A&M	4	76	1:05	TD	1st/13:55	AR 49	B. Williams 13-yard rush
Texas A&M	9	65	3:15	TD	2nd/10:06	TAMU 35	E. Pope 8-yard rec
Texas A&M	2	88	0:43	TD	4th/11:59	TAMU 12	E. Pope 86-yard rec
Texas A&M	2	73	0:21	TD	4th/2:08	TAMU 27	J. Reynolds 59-yard rec
Texas A&M	1	25	0:00	TD	0T/15:00	AR 25	M. Kennedy 25-yard rec
Alabama	3	23	0:57	TD	2nd/8:40	AR 19	Yeldon 22-yard rec
Alabama	8	56	3:00	TD	4th/12:36	Ar 43	White 6-yard rec
Georgia	5	74	1:28	TD	1st/5:41	UGA 26	Mason 1-yard rush
Georgia	10	51	3:58	FG	2nd/14:21	UGA 29	Morgan 37-yard FG
Georgia	7	76	2:14	TD	2nd/9:05	UGA 24	Chubb 43-yard rush
Georgia	3	32	2:01	TD	2nd/5:35	UGA 38	Chubb 3-yard rush
Georgia	1	7	0:04	TD	2nd/5:17	AR 7	Bennett 7-yard rec
Georgia	0	0	0	TD	2nd/2:08	UGA 46	Sanders 54-yard FR
Georgia	3	42	1:26	TD	4th/13:08	AR 42	Conley 36-yard rec
UAB	4	-20	1:49	FG	3rd/7:29	AR 10	Long 47-yard FG
UAB	0	0	0	TD	3rd/2:44	AR 0	Nelson 100-yard KOR
UAB	8	66	2:41	TD	4th/0:42	UAB 34	Height 33-yard rec
Miss St.	11	75	3:25	TD	2nd/7:30	M 25	Robinson 3-yard rush
Miss St.	8	55	2:28	FG	3rd/3:35	M 25	Sobiesk 37-yard FG
Miss St.	3	75	1:17	TD	4th/13:21	M 25	Ross 69-yard rec
Missouri	17	41	7:25	FG	2nd/14:23	MU 25	Baggett 52-yard FG
Missouri	12	60	2:08	FG	2nd/00:00	MU 7	Baggett 50-yard FG
Missouri	10	98	3:32	TD	4th/12:41	MU 2	Hunt 4-yard rec
Missouri	12	85	6:04	TD	4th/4:38	MU 15	Murphy 12-yard rush
Texas	8	44	4:14	TD	2nd/3:59	AR 44	Swoopes 9-yard rush



SCORING DRIVE ANALYSIS

YARDAGE	ARKANSAS		OPPONENTS	
	TD	FG	TD	FG
No Drive	3	--	3	--
Negative Yds.	--	--	--	1
0-9	2	1	2	--
10-19	2	1	--	--
20-29	-	1	--	--
30-39	4	3	1	1
40-49	5	1	2	1
50-59	7	--	1	1
60-69	7	1	4	2
70-79	15	1	10	--
80-89	6	--	3	--
90-99	5	--	2	--

GAME-OPENING DRIVES

OPPONENTS	ARKANSAS			OPPONENTS		
	PTS	1STD	YDS	PTS	1STD	YDS
Auburn	0	0	9	7	3	75
Nicholls	7	1	82	0	1	1
Texas Tech	0	1	23	0	0	8
N. Illinois	0	1	19	0	1	49
Texas A&M	7	4	76	7	3	49
Alabama	0	0	6	0	0	7
Georgia	6	5	75	7	2	74
UAB	7	3	75	0	1	10
Mississippi St.	3	4	60	0	1	21
LSU	3	4	60	0	0	-22
Ole Miss	7	3	52	0	0	2
Missouri	7	5	70	0	0	8
Texas	0	1	21	0	1	2

SECOND HALF OPENING DRIVES

OPPONENTS	ARKANSAS			OPPONENTS		
	PTS	1STD	YDS	PTS	1STD	YDS
Auburn	0	0	2	7	4	78
Nicholls	7	2	48	7	4	75
Texas Tech	7	4	75	7	3	79
N. Illinois	0	0	5	0	0	-4
Texas A&M	0	1	8	0	1	60
Alabama	0	0	1	0	3	48
Georgia	6	6	71	0	1	22
UAB	3	1	14	0	0	0
Mississippi St.	0	2	18	0	3	50
LSU	0	0	-4	0	0	6
Ole Miss	0	0	6	0	2	31
Missouri	0	1	13	0	7	73
Texas	0	2	21	0	0	-8

DRIVE SUPERLATIVES

	ARKANSAS	OPPONENT
Most Plays/Result	17 at Mississippi State/Downs	17 at Missouri/Field Goal
Most Yards/Result	93 at Auburn/Touchdown	98 at Missouri/Touchdown
Most Time/Result	9:10 at Texas Tech/End of half	7:25 at Missouri/Field Goal

THREE-AND-OUTS

	ARKANSAS	OPPONENT
	THREE-AND-OUT/DRIVES	THREE-AND-OUT/DRIVES
Auburn	4/13	3/13
Nicholls	0/13	6/14
Texas Tech	0/12	2/11
N. Illinois	1/11	4/12
Texas A&M	3/15	3/15
Alabama	6/15	8/15
Georgia	3/12	3/13
UAB	4/14	4/14
Mississippi State	3/11	1/12
LSU	3/10	4/9
Ole Miss	3/13	6/15
Missouri	1/10	4/11
Texas	1/10	6/11

SPECIAL TEAMS TACKLES

	TOTAL	KO	PUNT
Jeremy Sprinkle	9	6	3
Khalia Hackett	9	9	0
C. Washington	6	5	1
Jared Collins	5	4	1
Mitchell Loewen	4	4	0
De'Andre Coley	4	4	0
Brooks Ellis	4	2	2
K. Richardson	3	3	0
Daunte Carr	3	3	0
Alex Voelzke	3	3	0
Adam McFain	3	3	0
Cornelius Floyd	2	2	0
Alan Turner	2	0	2
Henre' Toliver	2	2	0
Dwayne Eugene	2	2	0
Kody Walker	1	0	1
Anthony Antwine	1	1	0
Sam Irwin-Hill	1	1	0
M. Spaight	1	1	0
TOTALS	65	55	10

NON-OFFENSIVE SCORES

ARKANSAS (5)	OPPONENT (3)
N. Illinois - Marshall 97-yard KOR	Auburn - Whitehead 33-yard int.
N. Illinois - Philon 14-yard FR	Georgia - Sanders 54-yard FR
Texas A&M - Irwin-Hill 51-yard rush (fake punt)	UAB - Nelson 100-yard KOR
UAB - D'Appollonio 6-yard rec from Tretola (fake FG)	
Ole Miss - Gaines 100-yard int.	
Texas - Taiwan Johnson, 0-yard FR	

SEASON/CAREER STARTS

OFFENSE	2014	2013	2012	2011	TOT	CONS.
10 Brandon Allen, QB, Jr.	13	11	1	-	25	21
40 Patrick Arinze, FB, Sr.	7	0	-	-	7	6
75 Luke Charpentier, C, Sr.	2	-	1	-	3	0
3 Alex Collins, RB, So.	2	-	-	-	2	0
74 Brey Cook, OT, Sr.	13	11	6	-	30	20
11 A.J. Derby, TE, Sr.	7	1 (OB)	-	-	8	0
4 Keon Hatcher, WR, Jr.	11	6	-	-	17	5
81 Cody Hollister, WR, So.	7	-	-	-	7	5
84 Hunter Henry, TE, So.	10	7	-	-	17	7
79 Cameron Jefferson, OL, Sr	2 (TE)	-	-	-	2	0
55 Denver Kirkland, OG, So.	13	8	-	-	21	21
76 Dan Skipper, OT, So.	13	8 (OG)	-	-	21	21
65 Mitch Smothers, C, Jr.	13	4 (OG)	-	4 (OT)	21	13
83 Jeremy Sprinkle, TE, So.	-	2	-	-	2	0
73 Sebastian Tretola, OT, Jr.	11	-	-	-	11	11
24 Kody Walker, FB, Jr.	1	-	1	-	2	0
32 Jonathan Williams, RB, Jr.	11	11	2	-	25	9
76 Demetrius Wilson, WR, Sr.	6	-	-	-	6	0

DEFENSE	2014	2013	2012	2011	TOT	CONS.
29 Jared Collins, CB, So.	12	2	-	-	14	10
7 T.O. Coleman, LB, Sr.	1	-	-	-	1	0
1 D.J. Dean, CB, So.	7	1	-	-	8	7
51 Brooks Ellis, LB, So.	11	4	-	-	15	5
86 Trey Flowers, DE, Sr.	13	11	12	3	39	23
26 Rohan Gaines, S, Jr.	10	5	11	-	25	0
94 Taiwan Johnson, DT, So.	13	-	-	-	13	13
99 Brandon Lewis, DE, So.	-	1	-	-	1	0
28 Josh Liddell, S, Fr.	1	-	-	-	1	1
89 Mitchell Loewen, DE, Jr.	-	8 (TE)	-	-	8	0
13 Dayvon McKinney, S, Jr.	1	-	2 (CB)	-	3	0
23 Tevin Mitchell, CB, Sr.	5	10	7	7	29	0
34 Braylon Mitchell, LB, Sr.	6	8	-	-	14	2
91 Darius Philon, DT, So.	13	5	-	-	18	18
11 Randy Ramsey, LB, Fr.	1	-	-	-	1	0
47 Martrell Spaight, LB, Sr.	13	2	-	-	15	13
15 Henre' Toliver, CB, Fr.	4	-	-	-	4	0
27 Alan Turner, S, Sr.	13	12	2	-	27	25
21 Carroll Washington, CB, Sr.	4	4	-	-	8	0
42 Josh Williams, LB, So.	2	-	-	-	2	0
48 Deatrich Wise Jr., DE, So.	1	1	-	-	2	0
6 JaMichael Winston, DE, So.	12	-	-	-	12	8

*Please note that all starts may not be at the positions the player is currently listed

20-PLUS YARD PLAYS

YARDS	TYPE	PLAYER(S)	OPPONENT
*100	INT	Rohan Gaines	Ole Miss
*97	KR	K. Marshall	NIU
*90	Rush	J. Williams	Nicholls
*84	Rush	Alex Collins	Texas Tech
*82	Rush	Keon Hatcher	Nicholls
63	PR	D.J. Dean	Nicholls
*54	Pass	AJ Derby from Brandon Allen	Alabama
*51	Rush	Sam Irwin-Hill	Texas A&M
*50	Rush	Alex Collins	Texas A&M
*50	Pass	Keon Hatcher from Brandon Allen	Nicholls
47	KR	Keon Hatcher	Nicholls
46	INT	Henre Toliver	Texas
44	Pass	Drew Morgan from Brandon Allen	UAB
*44	Pass	AJ Derby from Brandon Allen	Texas A&M
*44	Pass	Keon Hatcher from Brandon Allen	NIU
42	Rush	Alex Collins	Mississippi State
41	Rush	J. Williams	Nicholls
39	KR	Alex Collins	Texas
*38	Pass	Jared Cornelius from Brandon Allen	Nicholls
38	Pass	Hunter Henry from Brandon Allen	Georgia
*36	Pass	D. Wilson from Brandon Allen	Texas
36	Pass	Hunter Henry from Brandon Allen	Mississippi State
36	INT	Brooks Ellis	Ole Miss
35	PR	Jared Cornelius	Mizzou
*33	Rush	Alex Collins	Nicholls
33	Pass	Keon Hatcher from Austin Allen	Ole Miss
32	KR	Alex Collins	Mizzou
31	Rush	J. Williams	UAB
30	INT	M. Spaight	Texas Tech
30	KR	K. Marshall	Texas Tech
29	Pass	Hunter Henry from Brandon Allen	LSU
29	KR	K. Marshall	Texas Tech
28	Pass	K. Edwards from Brandon Allen	Texas A&M
28	Pass	Hunter Henry from Brandon Allen	Georgia
28	Pass	Drew Morgan from Austin Allen	Ole Miss
*27	Rush	K. Marshall	NIU
27	Rush	J. Williams	UAB
27	INT	Brooks Ellis	Mississippi State
27	PR	Jared Cornelius	Texas
27	KR	Eric Hawkins	Georgia
26	KR	K. Marshall	Texas A&M
26	Pass	Keon Hatcher from Brandon Allen	Alabama
26	Pass	Hunter Henry from Brandon Allen	Ole Miss
26	Pass	D. Wilson from Brandon Allen	Auburn
*25	Pass	Keon Hatcher from Brandon Allen	Ole Miss
25	Rush	J. Williams	Texas
24	Rush	J. Williams	Georgia
24	Pass	Hunter Henry from Brandon Allen	Mississippi State
24	Pass	K. Edwards from Austin Allen	Nicholls
24	Pass	Drew Morgan from Brandon Allen	Texas
24	PR	D.J. Dean	Nicholls
24	KR	K. Marshall	Texas A&M
24	Rush	Alex Collins	Nicholls
23	Rush	Alex Collins	UAB
23	Pass	Jared Cornelius from Brandon Allen	Mississippi State
23	Pass	AJ Derby from Brandon Allen	Georgia
23	Rush	Alex Collins	Ole Miss
23	Rush	Sam Irwin-Hill	Mizzou
*23	Pass	J. Williams from Brandon Allen	Mizzou
*22	Pass	Drew Morgan from Brandon Allen	Nicholls
21	Rush	Brandon Allen	Texas Tech
21	Rush	J. Williams	Texas Tech
21	KR	Alex Collins	Ole Miss
21	Rush	Alex Collins	Auburn
21	Pass	Keon Hatcher from Brandon Allen	Alabama
21	Rush	J. Williams	Alabama
21	KR	Alex Voelzke	Nicholls
21	KR	Keon Hatcher	Mississippi State
21	KR	Alex Collins	Texas
20	KR	Keon Hatcher	Mississippi State
20	KR	Eric Hawkins	Georgia
20	Pass	AJ Derby from Brandon Allen	UAB
20	KR	Keon Hatcher	UAB
20	Pass	Hunter Henry from Austin Allen	Nicholls
20	Rush	Alex Collins	NIU

* touchdown scored on play

LONG PLAYS BY YARDS

YARDS	NO	TD
100+	1	1
90-99	2	2
80-89	2	2
70-79	0	0
60-69	1	0
50-59	4	4
40-49	7	2
30-39	13	3
20-29	46	4

LONG PLAYS BY TYPE

TYPE	NO	TD
Rushing	23	7
Passing	28	9
Punt returns	4	0
Kick returns	16	1
Interceptions	5	1
Fumble returns	0	0
Other	0	0

20-PLUS YARD PLAYS BY PLAYER

PLAYER	NO	TD	R	P	KR	PR	IR	FR
Alex Collins	14	3	10	0	4	0	0	0
Keon Hatcher	11	4	1	6	4	0	0	0
J. Williams	9	2	8	1	0	0	0	0
Hunter Henry	7	0	0	7	0	0	0	0
K. Marshall	6	2	1	0	5	0	0	0
AJ Derby	4	2	0	4	0	0	0	0
Drew Morgan	4	1	0	4	0	0	0	0
Jared Cornelius	4	1	0	2	0	2	0	0
D. Wilson	2	1	0	2	0	0	0	0
Sam Irwin-Hill	2	1	2	0	0	0	0	0
Brooks Ellis	2	0	0	0	0	0	2	0
Eric Hawkins	2	0	0	0	2	0	0	0
D.J. Dean	2	0	0	0	0	2	0	0
K. Edwards	2	0	0	2	0	0	0	0
Rohan Gaines	1	1	0	0	0	0	1	0
M. Spaight	1	0	0	0	0	0	1	0
Henre Toliver	1	0	0	0	0	0	1	0
Brandon Allen	1	0	1	0	0	0	0	0
Alex Voelzke	1	0	0	0	1	0	0	0

LONGEST PLAYS OF THE YEAR

TYPE	YDS	PLAY
Rushing	90	J. Williams vs Nicholls (9/6/2014)
Rushing Touchdown	90	J. Williams vs Nicholls (9/6/2014)
Passing	54	AJ Derby from Brandon Allen vs Alabama (10/11/2014)
Passing Touchdown	54	AJ Derby from Brandon Allen vs Alabama (10/11/2014)
Punt Return	63	D.J. Dean vs Nicholls (9/6/2014)
Kick Return	97	K. Marshall vs NIU (9/20/2014)
Interception Return	100	Rohan Gaines vs Ole Miss (11/22/2014)
Fumble Return	14	Darius Philon vs NIU (9/20/2014)
Punt	54	Sam Irwin-Hill vs LSU (11/15/2014)
	54	Sam Irwin-Hill vs Texas A&M (9/27/2014)
	54	Sam Irwin-Hill vs UAB (10/25/2014)
Field Goal	49	Adam McFain vs UAB (10/25/2014)

100-PLUS YARD GAMES

100-YARD RUSHING GAMES

	2014	2013	2012	2011	TOT
Alex Collins	3	4	-	-	7
Jonathan Williams	5	4	0	-	9

200-YARD RUSHING GAMES

	2014	2013	2012	2011	TOT
Alex Collins	1	-	-	-	1

100-YARD RECEIVING GAMES

	2014	2013	2012	2011	TOT
Keon Hatcher	1	0	0	-	1
Hunter Henry	1	1	-	-	2
Jonathan Williams	0	0	1	-	1

200-YARD PASSING GAMES

	2014	2013	2012	2011	TOT
Brandon Allen	4	2	0	-	6

RAZORBACK FOOTBALL

2015 RAZORBACKS

2014 REVIEW

HISTORY

RECORDS

FACILITIES

U OF A



WESTERN DIVISION

	SEC	Pct.	PF	PA	Overall	Pct.	PF	PA	Home	Away	Neutral	vs. Div.	Top 10	Top 25	Streak
Alabama	7-1	.875	266	154	12-2	.857	517	258	7-0	3-1	2-1	5-1	1-1	5-2	L1
Mississippi State	6-2	.750	270	180	10-3	.769	480	282	7-0	3-2	0-1	4-2	3-2	3-2	L2
Ole Miss	5-3	.625	202	135	9-4	.692	368	208	6-1	2-2	1-1	3-3	2-2	3-3	L1
Auburn	4-4	.500	275	262	8-5	.615	461	347	6-1	2-3	0-1	3-3	1-2	3-4	L2
LSU	4-4	.500	153	166	8-5	.615	359	228	5-2	2-2	1-1	2-4	1-2	2-2	L1
Texas A&M	3-5	.375	223	293	8-5	.615	458	365	3-3	3-2	2-0	2-4	2-2	2-3	W1
Arkansas	2-6	.250	165	177	7-6	.538	415	250	5-2	1-3	1-1	2-4	1-5	2-6	W1

EASTERN DIVISION

	SEC	Pct.	PF	PA	Overall	Pct.	PF	PA	Home	Away	Neutral	vs. Div.	Top 10	Top 25	Streak
Missouri	7-1	.875	191	153	11-3	.786	389	295	5-2	5-0	1-1	5-1	0-1	3-2	W1
Georgia	6-2	.750	310	195	10-3	.769	537	269	6-1	3-1	1-1	4-2	1-0	4-2	W1
Florida	4-4	.500	199	206	7-5	.583	363	253	3-3	2-2	2-0	4-2	1-2	1-2	W1
Tennessee	3-5	.375	204	217	7-6	.538	376	315	4-3	2-3	1-0	3-3	0-4	0-4	W2
South Carolina	3-5	.375	272	294	7-6	.538	424	395	4-3	2-3	1-0	3-3	1-1	1-3	W1
Kentucky	2-6	.250	183	300	5-7	.417	350	375	5-2	0-5	0-0	2-4	0-1	0-3	L6
Vanderbilt	0-8	.000	102	283	3-9	.250	206	399	3-5	0-4	0-0	0-6	0-1	0-4	L3

NOTES: vs. Top 10 and Top 25 - Record vs. teams in Top 10 and Top 25 (AP, Coaches) when game was played; Teams listed in alphabetical order unless tie-breaker applicable

SEC FOOTBALL SUCCESS

During the last nine years (2006-14), Southeastern Conference football has experienced success that is unparalleled in its football history and in the history of college football. During this tenure, the SEC's achievements have been demonstrated by:

- Triumphs in major bowl games, including the National Championship Game
- Non-conference success in regular season and bowl games
- Defeating highly-ranked non-conference teams
- Success in the polls and rankings
- Individual awards and All-America Teams
- Academic and Community Service Standouts
- Continued accomplishments of former SEC student-athletes in the NFL and NFL Draft

SEC IN THE CFP/BCS ERA (SINCE 2008)

- The SEC has won seven of the last nine national championships, nine of the 17 BCS-era National Championships, two runner-up finishes and 23 overall national titles (AP, BCS, FWAA, coaches poll). The SEC appeared in 10 of the 16 BCS Championship Games, winning nine.
- Four different SEC schools have won the National Championship since 2006 (Auburn, 2010; Alabama, 2009, 2011, 2012; Florida, 2006 and 2008; LSU, 2007). Tennessee (1998) and LSU (2003) have also won the former BCS crown. Auburn also appeared in the 2013 BCS Championship Game. A team from the SEC Western Division had advanced to five consecutive national championship games prior to last season, when Alabama lost in the semifinals. The Big 12 (Texas and Oklahoma) and the ACC (Miami and Florida State) have each had two schools win titles since 1998.
- Since 2006, half of the slots in the National Championship Game have been taken by SEC teams (10 of 20). The Big Ten has three and the Big 12 has two, while the ACC and Pac-10 each have one.
- A SEC team has led or tied for the lead at the end of 27 of the last 36 quarters of National Championship Game play.
- The SEC had seven teams ranked in the final CFP Poll of the 2014 season. The SEC has held the No. 1 spot in every CFP Poll released.

2014 SEC CHAMPIONSHIP GAME

No. 1 Alabama 42, No. 14 Missouri 13
 Dec. 6, 2014 - Georgia Dome - Atlanta, Ga.
 Attendance: 73,526 - TV: CBS
 MVP: Blake Sims, Alabama

2014 SEC FOOTBALL AWARDS

OFFENSIVE PLAYER OF THE YEAR

Amari Cooper, Alabama

DEFENSIVE PLAYER OF THE YEAR

Shane Ray, Missouri

SPECIAL TEAMS PLAYER OF THE YEAR

Marcus Murphy, Missouri

FRESHMAN OF THE YEAR

Nick Chubb, Georgia

SCHOLAR-ATHLETE OF THE YEAR

Chris Conley, Georgia

JACOBS BLOCKING TROPHY

La'el Collins, LSU

COACH OF THE YEAR

Gary Pinkel, Missouri



SEC IN THE CFP/BCS ERA (SINCE 2008)

- Since 2006, the SEC has posted the highest non-conference winning percentage (regular season & bowls) than any other conference. The league has a 442-98 record, an 81.9 winning percentage. The SEC has won no less than 43 non-conference games (regular season & bowls) during the last eight seasons (2006-2014). This season, the SEC was 55-12 (.821), the highest percentage among FBS conferences.
- Teams from the SEC have posted 52 wins in the last seven years against non-conference Top 25 teams (at time game was played), an average of six wins per season. Ten of the 14 SEC teams have at least one win against a non-conference Top 25 team in the last seven years with LSU (9), Georgia (8), Alabama (7), Florida (5), South Carolina (7) Auburn (3) and Texas A&M (2) leading the way. SEC teams have beaten teams ranked 1-25 since 2006 with the exception of No. 6.



HISTORY



PLAYERS LEFT TO RIGHT- FIRST ROW: 1. Gary Robinson; 2. Ronnie Mac Smith; 3. Tom McNelly; 4. Fred Marshall; 5. Jerry Welch; 6. Jim Finch; 7. Dick Hatfield; 8. Ken Hatfield; 9. Jim Lindsey; 10. Johnny Majors.
SECOND ROW: 11. Bill Ferrell; 12. Randy Stewart; 13. Jerry Jones; 14. Mike Jordan; 15. Tommy Sain; 16. Bobby Roper; 17. Jim Williams; 18. Larry Watkins; 19. Loyd Phillips; 20. Bobby Burnett; 21. Lee Johnson; 22. Melvin Gibbs; 23. Glen Ray Hines; 24. Mike Bender; 25. Jim Mackenzie.
THIRD ROW: 26. Lon Ferrell; 27. Merv Johnson; 28. Eddie Woodlee; 29. Martine Bercher; 30. Dick Cunningham; 31. Harry Jones; 32. Jimmy Johnson.
FOURTH ROW: 33. Bobby Nix; 34. Richard Trail; 35. Tommy Burnett; 36. Guy Jones; 37. Joe Black; 38. Bill Gray; 39. Claud Smithy; 40. Jackie Brausuell; 41. Stu Berryhill; 42. Bobby Crockett; 43. Charles Daniel

Without question, the proudest moment in the history of Arkansas Razorback football is the 1964 national championship. Head coach Frank Broyles led his '64 team to an undefeated 10-0 regular season record and a 10-7 Cotton Bowl victory over Nebraska.

The 1964 national championship was historic not so much for who won but for when the title was awarded.

In 1964, seven different entities named a mythical national champion. The two most notable polls to fans at the time – The Associated Press and the United Press International – did not wait until after the bowl games to award their champion. Because of that, Alabama was named the national champ by the AP, UPI and Litkenhous groups. However, the Crimson Tide went on to lose 21-17 to Texas in the Orange Bowl and finish 10-1 on the year.

Arkansas remained the only undefeated team in the country at 11-0 with its victory over Nebraska. Two groups who waited until after the bowl games to name their champion – The Football Writers Association of America and the Helms Athletic Foundation – named Frank Broyles' Razorbacks as national champs. Notre Dame and Michigan also were honored by lesser known polls. Both the AP (1965) and UPI (1974) eventually changed their procedure, choosing to wait until after the bowls to announce their final polls.

1964 GAME-BY-GAME

Arkansas 14, Oklahoma State 10 | Sept. 19, 1964 • Little Rock, Ark.

- The Hogs earned 235 yards rushing including touchdown runs by Jim Lindsey and Bobby Burnett.
- Arkansas staged a 64-yard game-winning drive in the third quarter to secure the victory.

Arkansas 31, Tulsa 22 | Sept. 26, 1964 • Fayetteville, Ark.

- Arkansas scored 31 straight points after trailing 14-0 midway through the first quarter.
- UA All-American linebacker Ronnie Caveness returned an interception for a touchdown and recovered a fumble in the win.

Arkansas 29, TCU 6 | Oct. 3, 1964 • Fort Worth, Texas

- The Razorbacks intercepted TCU six times in the victory including two thefts by defensive halfback Bill Gray.
- UA quarterback Fred Marshall threw for 157 yards and scored a rushing touchdown.

Arkansas 17, Baylor 6 | Oct. 10, 1964 • Little Rock, Ark.

- Arkansas racked up 342 yards of total offense.
- The Hogs collected six Baylor turnovers including three interceptions and three fumble recoveries.

Arkansas 14, Texas 13 | Oct. 17, 1964 • Austin, Texas

- Ken Hatfield's 81-yard punt return for a touchdown set the tone for the UA victory.
- UA linebacker Ronnie Caveness tallied 25 tackles against the Longhorns.

Arkansas 17, Wichita State 0 | Oct. 24, 1964 • Little Rock, Ark.

- Arkansas blanked the Shockers in the first of its school-record-tying five straight shutouts.
- Quarterback Fred Marshall ran for a score and passed to Jim Lindsey for another in the win.

Arkansas 17, Texas A&M 0 | Oct. 31, 1964 • College Station, Texas

- The UA defense limited Texas A&M to seven yards rushing in the final 30 minutes of the game.
- UA offensive halfback Jack Brasuell scored twice on the ground in the win over the Aggies.

Arkansas 21, Rice 0 | Nov. 7, 1964 • Fayetteville, Ark.

- Rice snapped the ball in UA territory on only one play the entire game.
- Harry Jones returned an Owls' errant pass for a 35-yard touchdown.

Arkansas 44, SMU 0 | Nov. 14, 1964 • Fayetteville, Ark.

- Arkansas racked up 340 yards in total offense.
- Ken Hatfield essentially cemented his national punt return crown by returning a punt 78 yards for a touchdown against the Ponies.

Arkansas 17, Texas Tech 0 | Nov. 21, 1964 • Lubbock, Texas

- The Razorbacks tied a school record with their fifth straight shutout.
- Bobby Roper blocked two Texas Tech field goal attempts and recovered a fumble in the regular-season finale against the Red Raiders.

Arkansas 10, Nebraska 7 | January 1, 1965 • Cotton Bowl • Dallas, Texas

- The Hogs' victory coupled with a loss by Alabama in the Orange Bowl established Arkansas as the only undefeated team in the nation. Both The Football Writers Association of America and the Helms Athletic Foundation voted Arkansas the 1964 national champion.
- Arkansas trailed 7-3 before mounting an 80-yard scoring drive in the fourth quarter to secure the win and the national crown.



PR/AP Joe Adams
2011 PFW, FWA, TSN 1st/AP, SI, WC, PS 2nd
 A consensus All-American and winner of the inaugural Johnny "The Jet" Rodgers National College Football Return Specialist Award, Adams led the NCAA and tied the SEC single-season record with four punt return touchdowns on his way to also earning SEC Special Teams Player of the Year. His average of 16.89 yards per punt return led the SEC and ranked second in the country. He finished his career with five punt return touchdowns, which tied for the third-highest total in SEC history, and an average of 15.83 yards per punt return, second all-time at UA.



B Lance Alworth
1961 FWA 1st
 In 1961, he led the team in rushing (110 carries, 516 yards), receiving (18-320), punt returns (28-336) and kickoff returns (13-300). Alworth became a first round draft pick, going to the San Francisco 49ers and was eventually enshrined into the Pro Football Hall of Fame. In 2005, he was inducted into the SBC Cotton Bowl Hall of Fame.



OT Shawn Andrews
2002 AFCA, FWA, TSN, CNNSI.com, ESPN.com, CollegeFootballNews.com 1st 2003 AFCA, AP, CFN, ESPN.com, FWA, TSN, CNNSI.com, WC 1st
 A finalist for the Outland Trophy and Lombardi Award as a junior, he was also named the SEC's 2003 Offensive Player of the Year by College Football News and won the Jacobs Trophy (SEC's top blocker) for the second straight season after helping UA lead the SEC and rank fifth in the nation in rushing (241.9). In 2002, he became the first sophomore in UA history to earn first-team All-America honors.



OG Jim Barnes
1968 AP 1st
 A captain in 1968, he helped lead his squad to a 10-1 record and a share of the SWC championship. A first-team All-SWC selection, he was also named to UA's all-decade team.



E Jim Benton
1937 NANA 1st/ChP 2nd/AP, CP 3rd
 One of UA's earliest All-Americans, Jim Benton led the Hogs to a record of 6-2-2 and a No. 14 final ranking by AP in 1937. He is a member of UA's all-century team. He had 48 receptions for 814 yards and seven TDs in '37.



S Martine Bercher
1966 AFCA, UPI 1st
 He helped lead the Hog defense to a season that saw them give up just 73 points on their way to an 8-2 season and No. 13 final ranking by UPI. He made 30 tackles with three interceptions.



C Rodney Brand
1969 AP, FWA, WC 1st
 A captain, he helped the Razorbacks post a 9-2 record, finish second in the SWC and play in the Sugar Bowl against Ole Miss.



OG/DT Bud Brooks
1954 AFCA, AP, FWA, WC 1st
 Not only was he an All-American, he also won the 1954 Outland Trophy. He helped the Hogs win the SWC championship with an 8-3 record and earn a trip to the 1955 Cotton Bowl against Georgia Tech. He also was the MVP of the south team in the Senior Bowl.



DT Dick Bumpas
1970 AP 1st
 He grounded the defense on a team that went 9-2 and finished second in the SWC. He recorded 53 tackles for the league's top defense (267 yards per game) and was the MVP of the Blue-Gray Game.



OG Brandon Burlsworth
1998 Football News 1st/AP 2nd
 The guard helped the Razorback offense to 4,333 yards and a school-record 26 passing touchdowns in 11 games as the Hogs went 9-3 and played in the Citrus Bowl.



LB Ronnie Caveness
1963 Football News 1st
1964 AFCA, AP, FWA, NEA, TSN 1st
 A member of the 1964 national championship team, Caveness led the Hogs with 155 tackles. He also holds the school's top two spots for tackles in a game - 29 vs. Texas in 1963 and 25 vs. Texas in 1964. He had 154 tackles in 1963 and 155 in '64.



NG Tony Cherico
1987 AFCA 1st
 A team captain, he helped the '87 Hogs lead the SWC in rush defense, allowing only 99.8 yards per game on their way to a 9-4 season. He had 67 tackles with four tackles for loss.



E Bobby Crockett
1965 FWA 1st
 A year following the national championship, he helped lead the Hogs to a near-perfect record and the SWC crown. The Razorbacks' (10-1, 7-0) only loss came in the Cotton Bowl.



E Chuck Dicus
1969 AFCA 1st
1970 AFCA, AP, WC 1st
 Arkansas' second two-time All-American, he hauled in 42 passes for 688 yards and four scores in 1969, and in 1970 caught 38 passes for 577 yards and four scores.



DE Ron Faurot
1983 UPI 1st
 A team captain, he led the team in sacks and tackles for loss. Seven times he drug opposing quarterbacks to the ground and he finished the year with 61 tackles, including 10 tackles for 52 lost yards.



OG Robert Felton
2007 AP, Rivals, PS 2nd
 A first-team All-SEC selection by AP, the league's coaches, Rivals and Phil Steele, the Houston native played guard, center and tackle. He helped Arkansas lead the SEC and rank fourth in the nation in rushing (286.5), 17th in total offense (450.0) and 13th in scoring (37.3). The total offense, scoring averages and 3,750 rushing yards set school records, along with a 5.96 yards-per-carry average.



WR Cobi Hamilton
2012 AP, PS 3rd
 He produced the greatest season by an Arkansas receiver and one of the best seasons in SEC history in 2012, breaking UA records with 90 catches, tied for the fourth-highest single-season total in SEC history, and the fourth-best season in SEC history, and also set a UA single-season mark with five 10-catch games. His average of 111.3 receiving yards per game, seventh-best in SEC history, led the conference and ranked fifth in the NCAA. He also topped the SEC and tied for 14th in the country with an average of 7.5 catches per game.



FS Ken Hamlin
2002 CollegeFootballNews.com 1st
 Despite playing only three years, he ended his career as UA's all-time tackles leader with 381, making 159 during his junior season (2002) with 11 passes broken up, four interceptions and five tackles for loss.

YEAR-BY-YEAR ALL-AMERICANS

Year	Position	Name
1929	E	Wear Schoonover
1936	QB	Jack Robbins
1937	E	Jim Benton
1948	TB	Clyde Scott
1954	OG/DT	Bud Brooks
1959	B	Jim Mooty
1960	LB	Wayne Harris
1961	B	Lance Alworth
1962	QB	Billy Moore
1963	LB	Ronnie Caveness
1964	LB	Ronnie Caveness
1965	E	Bobby Crockett
	T	Glen Ray Hines
	T	Loyd Phillips
1966	S	Martine Bercher
	T	Loyd Phillips
1968	OG	Jim Barnes
1969	C	Rodney Brand
	E	Chuck Dicus
	LB	Cliff Powell
1970	DT	Dick Bumpas
	E	Chuck Dicus
	DE	Bruce James
	K	Bill McClard
1971	K	Bill McClard
1976	K/P	Steve Little
1977	K/P	Steve Little
	OG	Leotis Harris
1978	DT	Dan Hampton
	DT	Jimmy Walker
1979	OT	Greg Kolenda
	K	Isu Ordonez
1981	K/P	Bruce Lahay
	DE	Billy Ray Smith Jr.
1982	OG	Steve Korte
	DE	Billy Ray Smith Jr.
1983	DE	Ron Faurot
1986	P	Greg Horne
1987	NG	Tony Cherico
1988	DT	Wayne Martin
	K	Kendall Trainor
1989	OT	Jim Mabry
1998	OG	Brandon Burlsworth
1999	FS	Kenoy Kennedy
	SE	Anthony Lucas
2001	LB	Jermaine Petty
2002	OT	Shawn Andrews
	FS	Ken Hamlin
2003	OT	Shawn Andrews
2005	KR	Felix Jones
2006	C	Jonathan Luigs
	RB	Darren McFadden
	OG	Stephen Parker
	OT	Tony Ugoh
2007	OG	Robert Felton
	RB/KR	Felix Jones
	C	Jonathan Luigs
	RB	Darren McFadden
2010	TE	D.J. Williams
2011	PR/AP	Joe Adams
2012	WR	Cobi Hamilton
2013	C	Travis Swanson

RAZORBACK FOOTBALL

2015 RAZORBACKS

2014 REVIEW

HISTORY

RECORDS

FACILITIES

U OF A





DT Dan Hampton
1978 AFCA 1st

A 2002 Pro Football Hall of Fame inductee, he helped the Hogs reach the Fiesta Bowl and earn a No. 10 final ranking by UPI. He made 98 tackles, including 70 solo stops, with 18 tackles for loss.



OG Leotis Harris
1977 AFCA, AP, WC 1st

He helped the Razorback offense defeat 11 of its 12 opponents, including a 31-6 victory over No. 2 Oklahoma in the Orange Bowl. UA finished the year ranked No. 3 nationally by both AP and UPI.



LB Wayne Harris
1960 FWAA 1st

The senior captain helped the Hogs go 8-3 and win the SWC championship while making a school-record 174 tackles with five pass deflections in 1960.



T Glen Ray Hines
1965 AFCA, AP, FWAA, WC 1st

The offensive tackle helped the Razorbacks not only win the national title in 1964, but also finish 10-1 and win the SWC in 1965.



P Greg Horne
1986 AFCA 1st

Horne helped the Hogs to a 9-3 record and an Orange Bowl berth. He kicked the ball 49 times for 2,313 yards, a school-record average of 47.2 yards per punt.



DE Bruce James
1970 FWAA 1st

He helped the Hogs to a 9-2 record and a No. 11 final ranking by AP. James was an end on a team that won nine straight games and a key member of a defense that led the Southwest Conference in total defense with 267 yards allowed per game.



KR/RB Felix Jones
2005 CollegeFootballNews.com 1st
2007 WC, PS, Rivals 1st/AP 3rd

A first-team All-American as a kick returner, he led the SEC, was fourth in the nation and set a school record with 652 yards on 22 kickoff returns (29.6) with two touchdowns. He also rushed for 1,162 yards and 11 touchdowns on 133 carries (8.7) to rank fifth in the SEC and earn AP All-America honors as an all-purpose back. The SEC Special Teams Player of the Year, he was first-team All-SEC after ranking second in the league with 1,990 all-purpose yards (153.1). In 2005, he became the first freshman in school history to earn All-America honors when he was honorable mention by SI.com and a freshman All-American by Scout, Rivals (2nd team, KR) and The Sporting News (2nd, KR). Second-team All-SEC, he led the league and was second in the nation with a school-record 31.9-yard average on 17 kickoff returns (543 yards). He was 10th in the SEC in rushing (626 yards, 56.9) with three TDs on 99 carries and fifth with 116.4 all-purpose yards per game (1,280).



FS Kenoy Kennedy
1999 AP 3rd

Kennedy had team highs of 98 tackles and 10 passes broken up on a squad that went 8-4, ended the year ranked No. 17 by AP and defeated Texas in the 2000 Cotton Bowl.



OT Greg Kolenda
1979 AFCA, AP, FWAA, WC 1st

The 1979 squad went 10-2, ranked No. 8 in the nation by AP, was the SWC champions and played in the Sugar Bowl. His pass blocking helped UA complete a school-record 63.9 percent of its passes.



OG Steve Korte
1982 AFCA, AP, FWAA, TSN 1st

Korte helped the Hogs to a 9-2-1 record, a No. 8 final ranking by UPI and a win over Florida in the Bluebonnet Bowl. UA rushed for more than 2,300 yards and 22 touchdowns.



K/P Bruce Lahay
1981 FWAA 1st

Lahay punted the ball 63 times for 2,436 yards, an average of 38.7 yards per try. When it came to splitting the uprights he was no slouch either, making 19 of 24 field goals (.792).



K/P Steve Little
1976 AFCA 1st
1977 AP, FWAA, TSN 1st

He has the two longest field goals in UA history (67 yards vs. Texas, 1977; 61 yards vs. Tulsa, 1976) and is the career leader for kick scoring (280 points). Little also handled punting duties with 63 attempts for 2,797 yards (44.4) in 1976 and 48 tries for 2,127 yards (44.3) in 1977. He made 19 of 30 field goals in '77.



SE Anthony Lucas
1999 AP 3rd

He led the Hogs with 37 catches for 822 yards in a year that saw the team go 8-4 and defeat Texas in the Cotton Bowl. Lucas left UA with the career mark for receiving yards (2,879), ranking second in touchdowns (23) and fourth in receptions (137).



C Jonathan Luigs
2006 AP 3rd
2007 FWAA, CBS SL, CFN, PS, Rivals, TSN, WC 1st/AP 2nd

The Rimington Trophy award winner as the nation's best center, he also won the Jacobs Trophy as the SEC's top blocker and was first-team All-SEC by AP, the league's coaches and several other outlets. He helped Arkansas lead the SEC and rank fourth in the nation in rushing (286.5), rank 17th in total offense (450.0) and 13th in scoring (37.3). The total offense, scoring averages and 3,750 rushing yards set school records, along with a 5.96 yards-per-carry average. A Rimington Trophy finalist as a sophomore in 2006, he was an AP third-team All-American and first-team All-SEC. He helped Arkansas lead the SEC and rank fourth in the nation in rushing (228.5), 29th in total offense (378.0) and 31st in scoring (28.9).



OT Jim Mabry
1989 AFCA, AP, WC 1st

He played for a Razorback squad that went 10-2, finished ranked No. 13 and won the SWC title. During the year, Mabry and his line helped the Hogs' offense average an astounding 453 yards per game.



DT Wayne Martin
1988 AP, FWAA, TSN 1st

His career found him tied for third in tackles for loss with 37. He also owns the school record for sacks in a game (five) against Ole Miss and the record for sacks in a career with 25.5. He had team highs with 18 tackles for loss and 13 sacks in '88 while making 68 total tackles.



K Bill McClard
1970 AFCA 1st
1971 FWAA, TSN 1st

He nailed 50 of 51 PATs in 1970 and 35 of 38 in 1971. His 1970 mark was a school record for both attempts and makes. He left as the all-time leader in career extra point attempts and makes (125-133). In addition, he had three of the longest field goals in school history, making attempts from 60 yards (vs. SMU, 1970), 53 (vs. Wichita State, 1970) and 52 (vs. California, 1971). He was 10 of 15 in 1970 and 12 of 22 in '71.



RB Darren McFadden
2006 AFCA, AP, CBS SL, Rivals.com, SI.com, PFW, Scout.com, WC 1st
2007 AFCA, AP, CBS SL, CFN, PS, PFW, Rivals, TSN, WC 1st

The Doak Walker Award winner as the nation's top running back and the runner-up for the Heisman Trophy for the second straight year, he was the Walter Camp and The Sporting News national player of the year and the SEC's Offensive Player of the Year in 2007. He set a school record in leading the SEC and ranking fourth in the nation with 1,830 yards rushing (140.8) and 10 100-yard games along with 16 touchdowns. He also led the league and was 12th in the nation with 2,310 (177.7) all-purpose yards. He set season and single-game records (355 vs. South Carolina) for all-purpose running. As a sophomore, he was the national player of the week three times on the way to what was then a school-record 1,647 rushing yards with 14 touchdowns. He was 6-of-11 passing for 123 yards and four touchdowns as a junior and 7-of-9 for 69 yards and three scores as a sophomore. As a sophomore, he led the SEC in rushing (117.6), scoring (98, 7.0) and all-purpose running (2,058, 147.0), ranking sixth in the nation in all-purpose running and 10th in rushing.



QB Billy Moore
1962 FWA 1st

He led the Hogs in both passing and rushing in 1962. His 131 attempts for 585 yards on the ground and 51 of 91 passing attempts for 673 yards through the air gave him 1,258 yards of total offense and a combined 19 touchdowns.



B Jim Mooty
1959 AP 1st/NEA 3rd

He had 93 carries for 519 yards and five touchdowns on a team that went 9-2, was co-champion of the SWC, ended the season ranked No. 9 and played in the Gator Bowl.



K Ish Ordonez
1979 UPI 2nd

Ordonez was one of the most consistent scoring machines in the country in 1979. He led the country with 18 field goals and topped the SWC with 80 points. During the 1979 season, he established a national record by connecting on 16 straight field goals. His effort helped the Razorbacks to a 10-2 record, a No. 8 national ranking by the AP and a share of the SWC championship.



OG Stephen Parker
2006 TSN 2nd

Also a second-team All-SEC pick, he signed a free-agent contract with the Miami Dolphins. He helped Arkansas lead the SEC and rank fourth in the nation in rushing (228.5), 29th in total offense (378.0) and 31st in scoring (28.9). UA's total of 3,199 rushing yards was the third-best season total in school history, and the Hogs set a school record with 5.94 yards per carry. The total of 5,292 yards of total offense is the second-best mark in school history.



LB Jermaine Petty
2001 AAF, AFCA 1st

He finished his career as the No. 4 tackler in a season with 140. Petty was also named the Bronko Nagurski Player of the Week two times. His biggest stop came on a two-point conversion attempt at Ole Miss when his tackle gave UA the 58-56, seven-overtime victory in the longest game ever played.



T Loyd Phillips
1965 AFCA, AP, WC 1st
1966 AFCA, AP, FWA, TSN, WC 1st

His most significant achievement was winning the Outland Trophy for the most outstanding lineman in college football. Phillips finished his career with 304 tackles, including a 22-tackle performance against Tulsa. He made 100 stops in '65 and 97 in '66.



LB Cliff Powell
1969 AFCA 1st

A three-year letterman, he held the school record for tackles in a career (367) from 1969 through the end of the 2002 season. His senior campaign saw him make 134 tackles to break the previous record by 10 (Ronnie Caveness).



QB Jack Robbins
1936 AABF

Also a first-team All-Southwest Conference selection in 1936, he produced 3,253 yards of total offense from 1935-37. He led Arkansas to a 7-3 finish, a SWC title and a No. 18 final ranking. He was 198-of-386 for 2,553 yards with 19 touchdowns and 32 interceptions in his career. He was also All-SWC in basketball in 1938.



E Wear Schoonover
1929 GR, NYS 1st/UPI 2nd/AP, INS 3rd

Arkansas' first All-American, despite playing more than 80 years ago, he is still tied atop the list for receptions in a game. He hauled in 13 passes for 129 yards in a matchup against Baylor in 1929. He also has one of the longest interception returns in UA history with a 96-yard jaunt for a score against Centenary.



TB Clyde Scott
1948 AFCA, AP 1st

The most successful two-sport athlete in Razorback history, "Smackover" Scott lettered in football and track. His is one of just two numbers retired by the University of Arkansas, and he is the only two-sport athlete to be selected an All-American in both sports. The spring of 1948 saw Scott not only establish himself in track, earning All-America honors, but as an Olympian as well. He won the silver medal in the 110-yard hurdles at the summer games in London. Back on the gridiron, Scott led the Hogs in rushing (95-670) and kickoff returns (8-195).



DE Billy Ray Smith Jr.
1981 AFCA, AP, FWA, TSN, WC 1st
1982 AFCA, AP, FWA, TSN, WC 1st

His career saw him wreak havoc in the backfield, stopping opponents a school-record 63 times behind the line of scrimmage for 343 yards lost. Smith finished his career with 299 tackles. He had 72 tackles with 19 for loss in 1981 and 90 stops with 15 for loss in '82.



Travis Swanson, C
2013 USA Today, SBN 1st/CSM 2nd/PS 4th

He started all 50 games of his career, the first player in school history to start 50 consecutive games and just the second to start 50 games in a career. He was a first-team All-American in 2013 and a two-time All-SEC selection. He blocked for three seasons with a 3,000-yard passer and two seasons with a 1,000-yard rusher, including the first season in school history with a 3,000-yard passer and a 1,000-yard rusher in 2010. He was the 11th Razorback to be elected a captain in back-to-back years, serving in 2012 and 2013, and also was a Rimington Trophy finalist as a senior when the Razorbacks led the SEC in sacks allowed and produced eight 100-yard rushing performances.



K Kendall Trainor
1988 AFCA, AP, TSN, WC 1st

In addition to five other school records, Trainor holds the record for most field goals made in a season, splitting the uprights 24 of 27 times in 1988, and for made field goals in a game (5-5) against TCU and Texas A&M. He made his final 24 field goal attempts as a Razorback including a 58-yard effort against Miami (Fla.).



OT Tony Uqoh
2006 Rivals 2nd / AP 3rd

Also a first-team All-SEC selection, he was a second-round draft choice of the defending Super Bowl champion Indianapolis Colts. He helped Arkansas lead the SEC and rank fourth in the nation in rushing (228.5), rank 29th in the nation in total offense (378.0) and 31st in scoring (28.9). UA's total of 3,199 rushing yards is the third-best season total in school history and the Hogs set a school record with 5.94 yards per carry. The 5,292 yards of total offense was the second-best mark in school history.



DT Jimmy Walker
1978 FWA 1st

He was in the backfield 37 times for 216 yards in losses during his career. Following the 1977 regular season, Walker recovered a fumble that aided in the Hogs' drumming of Oklahoma in the Orange Bowl. A year later, he made 86 tackles with a then-school-record 19 tackles for loss and was named the most outstanding defensive player after making 10 tackles in the 1978 Fiesta Bowl.



TE D.J. Williams
2010 SI, Scout.com 2nd / AP 3rd

The Mackey Award winner as the nation's best tight end, Williams also was named first-team All-SEC. He finished the 2010 season with a team-leading 54 receptions, the fourth-highest single-season total in school history, to give him two of the top four single-season reception marks in UA's record book. He gained 627 yards and four touchdowns on his 54 catches. His 4.2 receptions-per-game average ranked seventh in the SEC and tops among the conference's tight ends. He also won the Disney Spirit Award and was Arkansas' first Sullivan Award finalist.

Legend

- AABF - All-America Board of Football
- AAFF - All-American FB Foundation
- AFCA - American FB Coaches Assoc.
- AP - Associated Press
- CBS SL - CBS Sportsline.com
- CFN - College Football News
- ChP - Charles Parker
- CP - Central Press
- FN - Football News
- FWAA - Football Writers Assoc. of America
- GR - Grantland Rice
- INS - International News Service
- NANA - North American Newspaper Alliance
- NEA - Newspaper Enterprise Association
- NYS - New York Sun
- PFW - Pro Football Weekly
- PS - Phil Steele College Football
- SI - Sports Illustrated
- TSN - The Sporting News
- UPI - United Press International
- WC - Walter Camp Foundation

Note: The American Football Coaches Association, The Sporting News and Pro Football Weekly select only a first team; the Associated Press selected only a first team until 1995; INS merged with United Press in 1958 to form UPI; ChP is Charles Parker, final team selected in 1937, chosen by board and circulated by Scripps-Howard; CP selected teams from 1963-70; NANA selected teams from 1927-36; NEA selected teams from 1917-73; TSN selected teams from 1934-63 and since 1993; UPI selected teams from 1958-95; WC selected teams from 1972-74 and since 1983.



NATIONAL INDIVIDUAL AWARD WINNERS



D.J. WILLIAMS

DISNEY SPIRIT AWARD

(COLLEGE FOOTBALL'S MOST INSPIRATIONAL PLAYER, TEAM OR FIGURE)

The Disney Spirit Award is given annually by Disney Sports to college football's most inspirational player, team or figure. D.J. Williams was the 2010 recipient after overcoming domestic abuse.

From participation in the Big Brothers and Big Sisters program, to the local Boys & Girls Clubs and Children's Hospital, Williams demonstrated his big heart and passion for giving back to his community. He used his stature as a prominent college football player to raise awareness and inspire others to abandon troubled relationships and seek help.

On the field, Williams excelled as well, finishing his career with 152 receptions, the second-highest total in school history and the most by a non-wide receiver, 1,855 receiving yards, which ranks eighth on the school's all-time list, and 10 touchdowns. He also won the 2010 Mackey Award as the best tight end in college football.

2010: D.J. Williams



LOYD PHILLIPS

OUTLAND TROPHY

(OUTSTANDING LINEMAN IN COLLEGE FOOTBALL)

Named for John Outland, an All-American tackle at the University of Pennsylvania in 1897, this trophy is presented by the Football Writers' Association of America to the nation's outstanding collegiate interior lineman.

Arkansas boasts two Outland Trophy winners in its history. An offensive guard and defensive tackle, Bud Brooks was the first UA honoree in 1954. Tackle Loyd Phillips became the Hogs' second winner when he won the award in 1966. The honor is one of the most prestigious awards ever earned by an individual UA player.

1966: Loyd Phillips, defensive tackle

1954: Bill "Bud" Brooks, offensive guard/defensive tackle



DARREN MCFADDEN

DOAK WALKER AWARD

(OUTSTANDING RUNNING BACK IN COLLEGE FOOTBALL)

The Doak Walker Award was created in 1989 to recognize the nation's premier running back for his accomplishments on the field, achievement in the classroom and citizenship in the community. It is the only major collegiate football award that requires all candidates to be in good academic standing and on schedule to graduate within one year of other students of the same classification.

The award is named for the former SMU great, who earned All-America honors in 1947, '48 and '49, and won the Heisman Trophy in 1948. Ten semifinalist are selected by the SMU Athletic Forum Board of Directors and the winner then chosen by the Doak Walker Award National Selection Committee.

Darren McFadden won the award as a sophomore in 2006 and as a junior in 2007 when he was also named the Walter Camp National Player of the Year. He also was the Heisman Trophy runner-up each season. He set a school rushing record with 1,647 yards and 14 touchdowns as a sophomore, and topped those totals with 1,830 yards and 16 TDs as a junior. He led the SEC in rushing and all-purpose running both years.

2007: Darren McFadden

2006: Darren McFadden



JONATHAN LUIGS

RIMINGTON TROPHY (MOST OUTSTANDING COLLEGIATE CENTER IN NCAA FBS)

The winner is selected by determining the consensus All-American center from four existing All-America teams – the American Football Coaches Association, Walter Camp Foundation, *The Sporting News* and Football Writers Association of America.

The award is named after Dave Rimington, a two-time consensus All-American at Nebraska in 1981 and 1982. Rimington also won the Outland Trophy those two seasons. The trophy is sponsored by the Boomer Esiason Foundation to support treatment and research of cystic fibrosis.

Jonathan Luigs won the award in 2007 after helping clear the way for Darren McFadden, the Heisman Trophy runner-up and Doak Walker Award winner, to rush for 1,830 yards and 16 touchdowns; and for All-American Felix Jones, who ran for 1,162 yards and 11 scores.

Luigs earned first-team All-America honors from the FWAA, *The Sporting News*, Walter Camp, Rivals, College Football News and Phil Steele. Arkansas set school records with 3,725 rushing yards on the season and ranked fourth in the nation, with 5,850 yards of total offense, and in scoring with 485 total points and 37.3 points per game.

2007: Jonathan Luigs



D.J. WILLIAMS

JOHN MACKEY AWARD (MOST OUTSTANDING TIGHT END IN FBS COLLEGE FOOTBALL)

The John Mackey Award, established in 2001, is awarded annually to the most outstanding tight end in FBS college football. In addition to demonstrating outstanding athletic prowess on the field, the award also stands for positive sportsman-like behavior, good academic standing and exceptional leadership qualities.

In 2010, D.J. Williams became the first Razorback to win the award after becoming the school's first semifinalist in 2008. He finished the season with a team-leading 54 receptions, the fourth-highest single-season total in school history, for 627 yards and a career-high four touchdowns. He was named first-team All-SEC after helping the Razorbacks be the only team in the country with a 3,000-yard passer, a 1,000-yard rusher and five 600-yard receivers. His 4.2 receptions-per-game average ranked seventh in the SEC and tops among the conference's tight ends.

Williams finished his career with 152 receptions, at the time the second-highest total in school history and the most by a non-wide receiver, 1,855 receiving yards, which ranked eighth on the school's all-time list, and 10 touchdowns. He was a three-time All-SEC selection and also was named to the SEC All-Freshman Team in 2007.

2010: D.J. Williams



JOE ADAMS

JOHNNY "THE JET" RODGERS AWARD (COLLEGE FOOTBALL'S BEST RETURN SPECIALIST)

Established following the 2011 season, the Johnny Rodgers Award is given to the best return specialist in college football. The award is named after 1972 Heisman Trophy winner and 2000 College Football Hall of Fame inductee Johnny Rodgers, who finished his career holding NCAA records for career punt return touchdowns (seven) and total kick return touchdowns (nine) while helping Nebraska to consecutive national titles in 1970-71.

Joe Adams won the inaugural award in 2011 after he recorded four punt return touchdowns and averaged 16.89 yards per return. Adams' touchdown total tied the single-season SEC record, and his average led the conference, ranked second in the NCAA and was the fourth-highest average in school history. Adams also tied an SEC record with two punt return touchdowns in a game, a feat he accomplished in the season opener vs. Missouri State while breaking the UA single-game punt return yardage record with 174.

Adams concluded his career with five punt return touchdowns, tied for third in SEC history, and an average of 15.83 yards per punt return that ranked second all-time at Arkansas.

2011: Joe Adams

RAZORBACK FOOTBALL

2015 RAZORBACKS

2014 REVIEW

HISTORY

RECORDS

FACILITIES

U OF A



ALL-SEC SELECTIONS (1992-PRESENT)



WR/PR Joe Adams
2009 AP 2nd
2011 AP/Coaches' 1st



DE Jamaal Anderson
2006 AP/Coaches' 1st



OT Shawn Andrews
2001 AP 2nd
2002 AP/Coaches' 1st (Jacobs Trophy)
2003 AP/Coaches' 1st (Jacobs Trophy)



OG Alvin Bailey
2011 AP/Coaches' 2nd



CB David Barrett
1999 AP/Coaches' 2nd



DE Jake Bequette
2010 AP/Coaches' 2nd
2011 Coaches' 1st



TE Kirk Botkin
1992 Coaches' 1st/AP 2nd
1993 AP 2nd



NG Melvin Bradley
1996 Coaches' 2nd
1997 AP/Coaches' 2nd
1998 Coaches' 1st/AP 2nd



P Dylan Breeding
2011 AP/Coaches' 2nd
2012 AP/Coaches' 2nd



OG Russ Brown
1996 Coaches' 2nd



LB/FS Tony Bua
2001 AP 2nd
2002 AP/Coaches' 2nd
2003 Coaches' 1st/AP 2nd



OG Brandon Burlsworth
1997 AP/Coaches' 2nd
1998 AP/Coaches' 1st



P Richie Butler
2000 AP/Coaches' 2nd



CB Tracy Cantlope
1995 Coaches' 2nd



CB Ahmad Carroll
2002 Coaches' 2nd
2003 Coaches' 1st



LB Quinton Caver
2000 AP/Coaches' 1st



RB Cedric Cobbs
2003 AP/Coaches' 1st



DE Steven Conley
1995 Coaches' 1st/AP 2nd



TE Joe Dean Davenport
1999 Coaches' 2nd



OG Isaac Davis
1993 Coaches' 2nd



P Jeremy Davis
2008 AP 2nd



RB Knile Davis
2010 AP 1st/Coaches' 2nd



OG Robert Felton
2007 AP/Coaches' 1st



DE Trey Flowers
2013 Coaches' 2nd
2014 Coaches' 2nd



DE Henry Ford
1993 AP/Coaches' 1st



LB Jerry Franklin
2010 Coaches' 2nd
2011 AP/Coaches' 2nd



OT Nate Garner
2007 AP/Coaches' 2nd



FS Michael Grant
2007 AP/Coaches' 2nd



DE Carlos Hall
2001 AP 2nd



FS Ken Hamlin
2001 AP 1st
2002 AP/Coaches' 1st



WR Cobi Hamilton
2012 AP/Coaches, 1st



DT Marcus Harrison
2007 AP 2nd



TE Hunter Henry
2013 AP 2nd
2014 Coaches' 2nd



SS Matt Hewitt
2007 AP 2nd



RB Madre Hill
1995 AP/Coaches' 1st



K Zach Hocker
2013 AP 2nd



CB Chris Houston
2006 AP 1st



DE Jeb Huckeba
2004 Coaches' 1st



DT Keith Jackson
2005 AP 2nd
2006 AP 1st



AP Dennis Johnson
2011 AP 2nd



RB/KR Felix Jones
2005 Coaches' 2nd
2006 AP/Coaches' 2nd
2007 AP/Coaches' 1st



QB Matt Jones
2004 Coaches' 2nd



FS Kenoy Kennedy
1998 AP 2nd
1999 Coaches' 1st/AP 2nd



K Todd Latourette
1998 AP/Coaches' 2nd



OT DeMarcus Love
2010 AP/Coaches' 1st



ALL-SEC SELECTIONS (1992-PRESENT)



WR Anthony Lucas
1998 AP/Coaches' 2nd
1999 AP 1st/Coaches' 2nd



C Jonathan Luigs
2006 AP/Coaches' 1st
2007 AP/Coaches' 1st (Jacobs Trophy)
2008 AP/Coaches' 2nd



RB Darren McFadden
2005 AP/Coaches' 1st
2006 AP/Coaches' 1st
2007 AP/Coaches' 1st



DE C.J. McLain
1996 Coaches' 2nd
1998 AP 2nd



QB Ryan Mallett
2009 AP/Coaches' 2nd
2010 AP/Coaches' 2nd



LB Caleb Miller
2003 AP/Coaches' 2nd



OG Verl Mitchell
1995 AP/Coaches' 2nd



LB Sam Olajubutu
2005 AP 2nd
2006 AP/Coaches' 1st



S Zac Painter
1998 AP/Coaches' 1st



OG Stephen Parker
2006 AP 2nd



TE Jason Peters
2003 Coaches' 2nd



OG Mitch Petrus
2007 Coaches' 1st
2009 AP/Coaches' 1st



LB Jermaine Petty
2001 AP 1st



DT Darius Philon
2014 AP 2nd



P Pete Raether
1992 AP 1st/Coaches' 2nd



C Kyle Roper
2005 AP 2nd



C Kenny Sandlin
2001 AP 2nd



DE Malcolm Sheppard
2008 AP/Coaches' 2nd
2009 AP/Coaches' 2nd



DE Chris Smith
2013 Coaches' 2nd



LB Mark Smith
1995 AP/Coaches' 1st



RB Michael Smith
2008 AP/Coaches' 2nd



NG Junior Soli
1995 AP/Coaches' 2nd



LB Martrell Spaight
2014 AP/Coaches' 1st



QB Clint Stoerner
1998 AP 2nd
1999 AP 2nd



C Travis Swanson
2012 AP 2nd
2013 AP 1st/Coaches' 2nd



RB Fred Talley
2001 Coaches' 2nd
2002 Coaches' 1st/AP 2nd



S Tramain Thomas
2010 AP 2nd



OT Zac Tubbs
2006 Coaches' 1st



OT Tony Ugoch
2006 AP/Coaches' 1st



CB Orlando Watters
1992 Coaches' 2nd
1993 Coaches' 1st



OT Bobbie Williams
1999 Coaches' 2nd



TE D.J. Williams
2008 AP 1st/Coaches' 2nd
2009 Coaches' 2nd
2010 AP/Coaches' 1st



RB Jonathan Williams
2014 AP 2nd



SE George Wilson
2003 AP 2nd



QB Tyler Wilson
2011 AP/Coaches' 1st



WR Jarius Wright
2011 AP/Coaches' 1st



RAZORBACK FOOTBALL

2015 RAZORBACKS

2014 REVIEW

HISTORY

RECORDS

FACILITIES

U OF A



(First team selections only)

- | | |
|-----------------------------------|-------------------------------|
| HB Gary Adams (1966-68) | QB Steve Creekmore Sr. (1910) |
| B Lance Alworth (1960-61) | E Bobby Crockett (1965) |
| RB Gary Anderson (1982) | T Dick Cunningham (1966) |
| S Steve Atwater (1986, 1988) | FB Jack Dale (1930) |
| HB Herman Bagby (1924) | QB Gene Davidson (1917, 1919) |
| E Alton Baldwin (1946) | RB David Dickey (1967) |
| G Jim Barnes (1968) | E Chuck Dicus (1968-70) |
| WR Teddy Barnes (1975) | E Jay Donathan (1957) |
| FB Garland Beavers (1928) | G Jerry Dossey (1969) |
| G Mike Bender (1965) | HB Kay Eakin (1939) |
| E Jim Benton (1936-37) | RB Jerry Eckwood (1975) |
| T W.R. Benton Jr. (1934) | OG Marcus Elliott (1983-84) |
| C Jay Bequette (1982) | T Dan Estes (1913) |
| S Martine Bercher (1966) | FS Kevin Evans (1979-80) |
| E Clifford Blackburn (1924) | WR Robert Farrell (1979) |
| LB Mike Boschetti (1970) | DE Ron Faurot (1983) |
| HB Danny Brabham (1962) | QB Joe Ferguson (1971) |
| HB Jesse Branch (1962) | RB Ike Forte (1974-75) |
| C Rodney Brand (1968-69) | LB Lynn Garner (1968) |
| HB Jack Brasuell (1965-66) | G Dean Garrett (1961) |
| QB Jon Brittenum (1965-66) | C Melvin Gibbs (1966) |
| DT Bud Brooks (1954) | C Bob Griffin (1951) |
| DT Dick Bumpas (1970) | QB Quinn Grovey (1988) |
| DT Earl Buckingham (1982) | DT Dan Hampton (1978) |
| TB Bill Burnett (1969-70) | E Hartford Hamilton (1966-67) |
| B Bobby Burnett (1965) | OG Ronnie Hammers (1970) |
| TB Tommy Burnett (1966) | T Dave Hanner (1950-51) |
| S Bo Busby (1975) | E Harry Hansard (1921) |
| QB Ron Calcagni (1977) | OG Leotis Harris (1977) |
| NG Mike Campbell (1975) | LB Wayne Harris (1959-60) |
| E Preston Carpenter (1955) | HB Ken Hatfield (1964) |
| LB Ronnie Caveness (1963-64) | C Mark Henry (1991) |
| NG Tony Cherico (1985-87) | T Glen Ray Hines (1964-65) |
| K Tommy Cheyne (1975) | T Percy Hinton (1912) |
| OG Freddie Childress (1986, 1988) | C Phil Huntly (1911) |
| T John Childress (1961) | LB Larry Jackson (1977-78) |
| QB George Cole (1927) | T Charlie Jamerson (1921) |
| C James Coleman (1919) | E Bruce James (1970) |
| E Jimmy Collier (1960-61) | CB Michael James (1991) |
| CB Anthony Cooney (1989) | T Gus Japp (1925) |
| G David Cooper (1967) | G Jim Johnson (1964) |
| E Charles Corgan (1923) | WB Harry Jones (1965) |
| TB Ben Cowins (1976-78) | E Ronnie Jones (1971) |
| P Steve Cox (1979-80) | DE Ivan Jordan (1973-75) |
| C Elbert Crawford (1989) | OT Mike Kelson (1970-71) |



Lamar McHan, who led the SWC in passing in 1953, was a three-time all-conference selection from 1951-53.

- | | | |
|--------------------------------|-----------------------------|------------------------------|
| T Rick Kersey (1969) | QB Lamar McHan (1951-53) | T Loyd Phillips (1964-66) |
| OT Greg Koch (1975) | DE Johnnie Meadors (1975) | LB Cliff Powell (1968-69) |
| OT Greg Kolenda (1978-79) | T John Measel (1933) | G Tom Reed (1971-72) |
| OG Steve Korte (1981-82) | FB Clinton Milford (1909) | E Mike Reppond (1971) |
| C Richard LaFargue (1975) | OT Alfred Mohammed (1982) | C Ron Revard (1971) |
| K Bruce Lahay (1981) | B Billy Moore (1962) | DT Jon Rhiddlehoover (1973) |
| E Jerry Lamb (1963-64) | FB Henry Moore (1954-55) | LB Danny Rhodes (1971, 1973) |
| S Greg Lasker (1985) | DB Jerry Moore (1970) | NG Richard Richardson (1982) |
| K Steve Little (1974-75, 1977) | B Jim Mooty (1958-59) | QB Jack Robbins (1936) |
| T Charles Lively (1946) | QB Bill Montgomery (1970) | E Bobby Roper (1965) |
| DB Vaughn Lusby (1977-78) | TE Pat Morrison (1970) | E Glen Rose (1927) |
| OT Jim Mabry (1988-89) | TB Dickey Morton (1972-73) | E Paul Rucker (1933) |
| QB Fred Marshall (1964) | FB Tom Murphy (1933) | T Ernest Ruple (1967) |
| DB Patrick Martin (1977) | FB Gerald Nesbitt (1956-57) | E Floyd Sagely (1953) |
| DT Wayne Martin (1988) | K Ish Ordonez (1979-80) | S Howard Sampson (1977) |
| HB Russell May (1913) | OLB Kerry Owens (1988) | QB Kevin Scanlon (1979) |
| T Jerry Mazzanti (1962) | OG Limbo Parks (1985) | E Wear Schoonover (1929) |
| LB Hal McAfee (1975) | G Leon Pense (1943) | E Mike Schumchyk (1944) |
| K Bill McClard (1970-71) | T Stanley Phillips (1909) | T Brad Scott (1926) |



Billy Ray Smith Sr. (left) earned first-team All-Southwest Conference honors in 1956 while Billy Ray Smith Jr. made the first team in 1981 and '82.

- | |
|----------------------------------|
| B Clyde Scott (1946-48) |
| DT Michael Shepherd (1988-89) |
| SE James Shibest (1984, 1986) |
| OT Gerald Skinner (1975-76) |
| T Billy Ray Smith Sr. (1956) |
| DE Billy Ray Smith Jr. (1981-82) |
| DB Rollen Smith (1973) |
| C Bill Spivey (1934) |
| OG George Stewart (1979) |
| C Randy Stewart (1965) |
| HB Terry Stewart (1969) |
| OG-C R.C. Thielemann (1975-76) |
| G Ray Trail (1962) |
| K Kendall Trainor (1988) |
| HB Tommy Trantham (1965-67) |
| G Clyde Van Sickle (1928) |
| DT Jimmy Walker (1975-78) |
| CB Danny Walters (1982) |
| T Jim Williams (1964-65) |
| LB Rickey Williams (1987) |
| HB Ben Winkelman (1921) |
| TE Billy Winston (1988) |
| K Todd Wright (1989) |
| CB Kevin Wyatt (1984) |
| LB Bert Zinamon (1983) |

The ultimate honor is to have your jersey number retired, and in the 121 years that the Razorbacks have been on the football field, only two players have had the honor bestowed upon them. Clyde Scott (No. 12) and Brandon Burlsworth (No. 77) have worn numbers no future Razorback will ever wear.

NO. 12 CLYDE "SMACKOVER" SCOTT - (1946-49)

Following a glamorous career in the 1940s, the athletic department decided to retire No. 12. Nicknamed "Smackover" for his hometown, Clyde Scott made a name for himself in 1948, winning the silver medal in the hurdles at the Olympic Games in August and then reporting to football practice where he would earn All-America honors during his senior year.

Scott rushed for 1,463 yards during his career for a school record at the time. In 1948 he had an impressive 7.0 yards-per-carry average, gaining 670 yards on 95 attempts. Scott was the first Razorback athlete to win an Olympic medal as most of Arkansas' track success didn't come until 1978 with the arrival of John McDonnell.

When Arkansas was recruiting Steve Little, Coach Frank Broyles asked Scott if Little could wear his retired No. 12. Scott graciously agreed and Little went on to an All-American career.



RAZORBACK FOOTBALL

2015 RAZORBACKS

2014 REVIEW

HISTORY

RECORDS

FACILITIES

U OF A

NO. 77 BRANDON BURLSWORTH - (1994-98)

The athletic department did not see fit to retire another football jersey until after the 1998 campaign, when the No. 77 worn by Razorback All-American offensive guard Brandon Burlsworth was retired.

One of the most inspiring stories in Razorback history, Burlsworth joined the Razorbacks in 1994 as a walk-on. Following a redshirt year, he earned a scholarship with his work ethic in the weight room. After serving as a backup guard for the 1995 SEC Western Division champions, he earned a starting position in the spring of '96 and never yielded it. He went on to start 34 consecutive games, concluding with the Florida Citrus Bowl on Jan. 1, 1999.

Burlsworth was an All-SEC offensive guard in 1997. In 1998 he not only earned all-conference honors, but was named a first-team All-American by *The Football News*. He was the leader of an offensive line that helped the Razorback offense score more points than it had since 1970 and produce more yards than it had since the 1989 season.

In the classroom, Burlsworth was equally astounding. He earned his bachelor's degree in marketing management in 1997 and immediately went to work on his master's in business administration. In December 1998, Burlsworth completed his master's requirements to become the first Razorback football player to complete a master's degree before playing in his final game.

Burlsworth was drafted in the third round by the Indianapolis Colts, but unfortunately would die tragically in an automobile accident less than two weeks later. The entire state of Arkansas was stunned and head coach Houston Nutt recommended that Burlsworth's jersey be retired. Athletic director Frank Broyles quickly agreed.

Burlsworth's locker remains intact as a tribute to his memory in the UA football dressing room.



NATIONAL FOOTBALL FOUNDATION & COLLEGE FOOTBALL HALL OF FAME

1954	Hugo Bezdek (HC)	2001	Barry Switzer (AC)
1962	Wear Schoonover (P)	2003	Doug Dickey (AC)
1971	Clyde Scott (P)	2003	Hayden Fry (AC)
1983	Frank Broyles (HC)	2004	Wayne Harris (P)
1984	Lance Alworth (P)		Tracy Rucker (AC)
1987	Johnny Majors (AC)	2008	Lou Holtz (HC)
1992	Loyd Phillips (P)	2010	Ronnie Caveness (P)
1997	Bowden Wyatt (HC)	2012	Jimmy Johnson (P/AC)
1999	Chuck Dicus (P)		
2000	Billy Ray Smith Jr. (P)		

(HC) - Head Coach; (AC) - Assistant Coach; (P) - Player

ARKANSAS SPORTS HALL OF FAME

Established in January, 1959, to honor individuals who have made a special contribution to athletics in Arkansas.

1959	Jim Lee Howell, football	1996	Bill Burnett, football
	Wear Schoonover, football		Kevin McReynolds, baseball
1960	Jim Benton, football		Raymond Peters, football
	John Barnhill, football, college athletics	1997	Bill Montgomery, football
	Steve Creekmore, football, golf		Billy Moore, football
1961	Hugo Bezdek, football, baseball		Mike Conley, track
1962	None	1998	Nolan Richardson, basketball
1963	Clyde Scott, football, track		Marvin Delph, basketball
	George Cole, football, college athletics		Jimmy Johnson, football
	Russell May, football		Firmon Bynum, football
1964	Glen Rose, basketball, football	1999	Ronnie Caveness, football
	Dan Estes, football		Jerry Jones, football
1965	Gordon Carpenter, basketball	2000	Tommy Boyer, basketball
	Tom Murphy, basketball, football		Bobby Burnett, football
	J.L. Carter, football	2001	Orville Henry, journalism
1966	Francis Schmidt, football		Jerry Lamb, football
1967	Frank Broyles, football, college athletics		Ken Turner, football
1968	Howard "Red" Hickey, football	2002	Steve Atwater, football
	Gene "Sodie" Davidson, football		Brandon Burlsworth, football
1970	Melvin McGaha, baseball, basketball, football		Joe Kleine, basketball
	Fred Thomsen, football		Cliff Powell, football
1971	Wilson Matthews, football	2003	O'Neale Adams, football
	Pat Summerall, football		Louis Schaufele, football, baseball
1972	Maurice "Footsie" Britt, football		Darrell Walker, basketball
	Dave Hanner, football	2004	Jesse Branch, football
	Boyd Cypert, college athletics		Bud Campbell, journalism
1973	Ray Hamilton, football		Bud Canada, football
	Sam Coleman, high school athletics		Steve Cox, football
1974	Jack Robbins, football		Wayne Martin, football
1975	Miller Barber, golf	2005	William "Bud" Brooks, football
	Lamar McHan, football		Scott Hastings, basketball
1976	Billy Ray Smith, Sr., football	2006	Gary Anderson, football
1977	Leon "Muscles" Campbell, football		John Daly, golf
	Tom Pickell, basketball		Paul Eells, television and radio play-by-play
1978	Fred Williams, football		Fred Grim, basketball
1979	Lance Alworth, football		Bettye Fiscus Dickey, basketball
	Johnny Adams, basketball	2007	Bobby Crockett, football
1980	Barry Switzer, football		Tom Pagnozzi, baseball
1981	Clifford Shaw, officiating		George Walker, football
	Jim Mooty, football		Jim Elder, journalism
	Wayne Harris, football	2008	Todd Day, basketball
1982	Aubrey "Cobb" Fowler, football, track		Bruce James, football
	Milan Creighton, football		Jon Richardson, football
1983	Lou Holtz, football	2009	Martine Bercher, football
	Eddie Sutton, basketball		R.C. Thielemann, football
1984	Fred Akers, football		Corliss Williamson, basketball
	Kay Eakin, football		Jarrell Williams, football
1985	Eugene Lambert, basketball	2010	Bill Ferrell, trainer and baseball coach
	Floyd Sagely, football		Leotis Harris, football
1986	Loyd Phillips, football		Scotty Thurman, basketball
	W. Howard Pearce, football, stadium management		1964 National Championship football team
1987	John McDonnell, track	2011	Dick Bumpas, football
	Jim Lindsey, football		Jerry Carlton, basketball
	Alton Baldwin, football		Ben Cowins, football
1988	George Kok, basketball		Quinn Grovey, football
	Dwight Sloan, football		Cliff Horton, football
	Lewis Carpenter, football		Cliff Lee, baseball
1989	Ken Hatfield, football	2012	Harry Jones, football
	Harold Horton, football		Lee Mayberry, basketball
	Brad Scott, football		U.S. Reed, basketball
	R.H. Sikes, golf		Bob Ford, football
1990	Henry Moore, football		1994 National Championship basketball team
1991	Norm DeBrynn, baseball	2013	Stacy Lewis, golf
	Pat Foster, basketball		Frank O'Mara, track and field
	Gerald Nesbitt, football	2014	David Bazzel, football
1992	Preston Carpenter, football		Gary Blair, women's basketball coach
	Dan Hampton, football	2015	Dennis Winston, football
1993	Sidney Moncrief, basketball		Pat Bradley, basketball
	Buddy Bob Benson, football		Ron Calcagni, football
1994	Joe Ferguson, football		Stephen Jones, football
	Ron Brewer, basketball		Christy Smith, basketball
	Ike Poole, football, basketball		Bowden Wyatt, football coach
1995	Billy Ray Smith, Jr., football		
	Chuck Dicus, football		

(Only inductees that coached, played or were closely affiliated with University of Arkansas athletics are listed)

UNIVERSITY OF ARKANSAS SPORTS HALL OF HONOR

The University of Arkansas Sports Hall of Honor was established in 1988 as a means of honoring the all-time great athletes and coaches that have done so much in establishing a tradition of excellence in University of Arkansas athletics. Only former Razorback letterwinners are allowed to vote.

1988	Lance Alworth	2001	Alton Baldwin	2010	Bubba Carpenter
	John Barnhill		Jim Bone		Milan Creighton
	Frank Broyles		Deena Drossin		Ike Forte
	Sidney Moncrief		Pat Foster		Karen Gorham
	Glen Rose		Quinn Grovey		Greg Koch
	Clyde Scott		Glen Ray Hines		Kevin Scanlon
1989	Jim Benton		Cliff Powell		U.S. Reed
	George Cole		Reuben Reina		Tracy Robertson
	Wayne Harris		Jarrell Williams		Terry Don Phillips
	Wilson Matthews	2002	Todd Day		Erick Walder
	Kevin McReynolds		Bobby Crockett		Jim Williams
	Wear Schoonover		Martine Bercher	2011	Gary Adams
1990	Miller Barber		Rick Schaeffer		Steve Cox
	Mel McGaha		Deane Pappas		Jessica Koch Dailey
	John McDonnell		Amber Nicholas Shirey		Fred Grim
	Loyd Phillips		Harold E. "Sonney" Henson		Almer Lee
	Jack Robbins		Ronnie Underwood		Brison Manor Jr.
	Jim Lee Howell		Ray Hamilton		Jessica Field Phelan
1991	Leon Campbell	2003	Johnny Adams		Godfrey Siamusiye
	Mike Conley		Gary Anderson		Pat Serret
	Norm DeBrynn		Bud Canada		Jimmy Walker
	Dan Hampton		Chip Hooper	2012	Edel Flocke
	Dave Hanner		Fred Marshall		Andrew Lang
	Fred Williams		Jerry Mazzanti		Bruce Maxwell
1993	Ron Brewer		Cynthia Moore		Bruce May
	Chuck Dicus		Scott Tabor		Clyde Reed
	Joe Ferguson		Corliss Williamson		Ronn Reynolds
	Lamar McHan	2004	Brandon Burlsworth		Jodi Rittenhouse
	Pat Summerall		Jerry Carlton		Lisa Sparks
1994	George Kok		Peter Doohan		Terry Stewart
	Maurice Britt		Harry Jones		Dennis Winston
	Bill Ferrell		Jerry Jones	2013	Charles Balentine
	Steve Little		Seneca Lassiter		Don Christian
	Bettye Fiscus		Wayne Martin		Greg D'Alexander
	Billy Ray Smith Sr.		Lee Mayberry		Calvin Davis
	Niall O'Shaughnessy		Tracy Webb Rice		Barry Foster
	John Daly	2005	Dick Booth		Edel Hackett
1995	Bill Burnett		Bill Gray		Cheryl McArton Ward
	Ken Hatfield		Leotis Harris		Dickey Morton
	Eddie Sutton		Scott Hastings		Buddy Sutton
	R.H. Sikes		Steve Krueger	2014	Pat Bradley
	Tim Lollar		Jerry Lamb		Freddie Childress
	J. William Fulbright		Jon Richardson		Shameka Christon
	Bud Brooks		Christy Smith		Robert Cox
1996	Preston Carpenter		R.C. Thielemann		Graham Hood
	Bob Cheyne	2006	Scott Bull		Kenoy Kenedy
	Joe Falcon		Dick Bumpas		Stacy Lewis
	Eugene Lambert		Jay Donathan		Pat Morrison
	Bill Montgomery		Ron Hightower		Louis Ramsay
	Billy Moore		Bobby Proctor	2015	DeeDee Brown-Campbell
	Nolan Richardson		Louis Schaufele		Niall Bruton
	Barry Switzer		Martin Terry		Robin Ford
	Melody Sye		Amy Yoder Begley		Lynn Garner
1997	Harold Horton		Lance Harter		Derek Hood
	Jim Mooty	2007	Jim Barnes		Steve Korte
	Lon Farrell		Jackie Brasuell		Mike Loggins
	Billy Ray Smith, Jr.		Ben Cowins		Ron Meyer
	Johnny Ray		Megan Flowers		Kendall Trainor
	Frank O'Mara		Dean Garrett		
	Jim Lindsey		Brenden Pappas		
	Henry Moore		Randy Stewart		
	Floyd Sagely		Phillip Stidham		
1998	Steve Atwater		Scotty Thurman		
	Marvin Delph	2008	Rodney Brand		
	Paul Donovan		Tommy Brasher		
	Bev Lewis		Bruce James		
	Eddie Bradford		Daniel Lincoln		
	Ike Poole		Ryan Lundquist		
	Steve Creekmore, Sr.		George McKinney		
1999	Fred Akers		Gi-Gi Miller		
	Tommy Boyer		Darrell Walker		
	Ronnie Caveness		Steed White		
	Jimmy Johnson	2009	Shawn Andrews		
	Gordon Long		Richard Bell		
	Gerald Nesbitt		Ron Calcagni		
	Tom Pagnozzi		Veronica Campbell-Brown		
	Stanley Redwine		Dr. Jim Counce		
	George Walker		Alistair Cragg		
2000	Jesse Branch		Billy Joe Moody		
	Bobby Burnett		Tom Pucci		
	Lew Carpenter				
	Delmonica DeHorney				
	Howard "Red" Hickey				
	Jeff King				
	Joe Kleine				
	Tom Murphy				
	Dean Weber				



Joe Ferguson was named to Arkansas' All-Century Team in 1994 after passing for 4,431 yards in three seasons from 1970-72.

ALL-CENTURY TEAM

(selected by fan ballot prior to the 1994 season as part of the UA football centennial celebration)

OFFENSIVE LINEMEN

Bud Brooks
Freddie Childress
Leotis Harris
Glen Ray Hines
Steve Korte
R.C. Thielemann

RECEIVERS

Jim Benton
Bobby Crockett
Chuck Dicus
Wear Schoonover

RUNNING BACKS

Lance Alworth
Leon Campbell
Barry Foster
Jim Mooty
Clyde Scott

QUARTERBACKS

Joe Ferguson
Quinn Groveby
Lamar McHan
Bill Montgomery

DEFENSIVE LINEMEN

Dan Hampton
Dave Hanner
Wayne Martin
Lloyd Phillips
Billy Ray Smith Sr.
Billy Ray Smith Jr.
Fred Williams

LINEBACKERS

Ronnie Caveness
Wayne Harris
Cliff Powell
Dennis Winston

SECONDARY

Steve Atwater
Alton Baldwin
Martine Bercher
Ken Hatfield
Billy Moore

KICKERS

Steve Cox
Steve Little
Pat Summerall

ARKANSAS ALL-DECADE TEAMS

2000-09 OFFENSE

TE	D.J. Williams
T	Shawn Andrews
G	Mitch Petrus
C	Jonathan Luigs
G	Robert Felton
T	Tony Ugoh
WR	Marcus Monk
WR	George Wilson
QB	Matt Jones
RB	Darren McFadden
RB	Felix Jones
K	Alex Tejada

2000-09 DEFENSE

E	Jamal Anderson
T	Marcus Harrison
T	Keith Jackson
E	Jeb Huckleba
LB	Quinton Caver
LB	Sam Olajubutu
OLB	Jermaine Petty
CB	Ahmad Carroll
CB	Chris Houston
S	Ken Hamlin
S	Tony Bua
P	Jeremy Davis

1990-99 OFFENSE

TE	Kirk Botkin
T	Bobbie Williams
G	Brandon Bursworth
C	Grant Garrett
G	Isaac Davis
T	Chad Abernathy
WR	Anthony Lucas
WR	Anthony Eubanks
QB	Clint Stoerner
RB	Madre Hill
RB	Chrys Chukwuma
K	Todd Wright

1990-99 DEFENSE

E	Henry Ford
T	Melvin Bradley
T	Junior Soli
E	Steven Conley
LB	Jamel Harris
LB	Mark Smith
OLB	Darwin Ireland
CB	David Barrett
CB	Orlando Watters
S	Kenoy Kennedy
S	Zac Painter
P	Pete Raether

1980-89 OFFENSE

TE	Billy Winston
T	Jim Mabry
G	Steve Korte
C	Elbert Crawford
G	Freddie Childress
T	Alfred Mohammed
WR	James Shibest
QB	Quinn Groveby
RB	Gary Anderson
RB	James Rouse
RB	Barry Foster
K	Kendall Trainor

1980-89 DEFENSE

E	Billy Ray Smith
T	Wayne Martin
NG	Tony Cherico
T	Michael Shepherd
E	Kerry Owens
LB	Rickey Williams
LB	Bert Zinamon
CB	Danny Walters
CB	Richard Brothers
S	Steve Atwater
S	Greg Lasker
P	Greg Horne

1970-79 OFFENSE

TE	Charles Clay
T	Greg Koch
G	Leotis Harris
C	R. C. Thielemann
G	George Stewart
T	Greg Kolenda
WR	Chuck Dicus
WR	Mike Reppond
QB	Joe Ferguson
RB	Ben Cowins
RB	Dickey Morton
K	Steve Little

1970-79 DEFENSE

E	Dennis Winston
T	Jimmy Walker
NG	Dale White
T	Dan Hampton
E	Ivan Jordan
LB	Danny Rhodes
LB	Larry Jackson
CB	Vaughn Lusby
CB	Louis Campbell
S	Howard Sampson
S	Bo Busby
P	Steve Little

1960-69 OFFENSE

E	Bobby Crockett
T	Glen Ray Hines
G	Jim Barnes
C	Rodney Brand
G	Jerry Dossey
T	Dick Cunningham
E	Jerry Lamb
E	Chuck Dicus
B	Bill Montgomery
B	Jon Brittenum
B	Bill Burnett
B	Bruce Maxwell
B	Lance Alworth
K	Ronny South

1960-69 DEFENSE

E	Hartford Hamilton
L	John Childress
L	Jimmy Johnson
L	Lloyd Phillips
E	Rick Kersey
LB	Wayne Harris
LB	Ronnie Caveness
LB	Cliff Powell
B	Gary Adams
B	Tommy Trantham
B	Billy Moore
B	Terry Stewart
P	Bobby Nix

1950-59

E	Floyd Sagely
T	Billy Ray Smith
G	Bud Brooks
C	Jay Donathan
G	Dave Hanner
T	Bob Griffin
E	Pat Summerall
B	Lamar McHan
B	Henry Moore
B	Lewis Carpenter
B	Gerald Nesbitt
B	Preston Carpenter
B	Jim Mooty

1940-49

E	Mike Schumchyk
T	Charles Lively
G	Leon Pense
C	Billy Ray Thomas
G	Theron Roberts
T	Ray Peters
E	Alton Baldwin
B	Clyde Scott
B	Leon Campbell
B	Geno Mazzanti
B	Ross Pritchard
B	Louis Schaufele

1930-39

E	Jim Benton
T	W. R. Benton
G	Clifford Van Sickle
C	Bill Spivey
G	John Measel
T	Howard "Red" Hickey
E	Paul Rucker
B	Ray Hamilton
B	Kay Eakin
B	Jack Robbins
B	Jack Dale
B	Tom Murphy

1920-29

E	Wear Schoonover
T	Charlie Jamerson
G	Brad Scott
C	Herman Boozman
G	Clyde Van Sickle
T	Gus Japp
E	Glen Rose
B	Herman Bagby
B	Ben Winkleman
B	George Cole
B	Garland Beavers

PRE-1920

L	John Shirley Wood
L	Stanley Phillips
L	J. Tate McGill
L	Phil C. Huntley
L	Percy Hinton
L	Dan Estes
L	James Coleman
B	Gene "Sodie" Davidson
B	Steve Creekmore
B	Clinton C. Milford



DANA X. BIBLE AWARD

(Outstanding Player of the Year in the Southwest Conference as selected by Texas/Arkansas Football Magazine.)

1975	Scott Bull	QB
1979	Kevin Scanlon	QB

ACADEMIC ALL-AMERICA

1955	George Walker	QB
1957	Jerry Ford	C
	Gerald Nesbitt	FB
1959	Wayne Harris	C
1960	Joe Paul Alberty	FB
1961	Lance Alworth	HB
1964	Ken Hatfield	HB
1965	Randy Stewart	C
	Jim Lindsey	WB
	Jack Brasuell	HB
1968	Bob White	K
1969	Bill Burnett	RB
	Terry Stewart	S
1978	Brad Shoup	DB
1991	Mick Thomas	LB
1992	Owen Kelly	NG
1993	Chris Oliver	OT
2003	Jerry Reith	OT
2012	Dylan Breeding	P

ABC-TV CHEVROLET

PLAYER OF THE YEAR

1977	Larry Jackson	LB/Defense
------	---------------	------------

NATIONAL FOOTBALL

FOUNDATION SCHOLAR

1969	Terry Stewart	S
1976	Bo Busby	S
1978	Brad Shoup	DB

NCAA POST GRADUATE

SCHOLARSHIP

1969	Terry Stewart	Football
1978	Niall O'Shaughnessy	Track
	Brad Shoup	Football
1984	Don S. Denis	Swimming
1993	Chris Oliver	Football
2005	Matt Gunn	Track

HOUSTON POST AWARD

(Outstanding Player of the Year in the Southwest Conference)

1928	Garland "Bevo" Beavers	FB
1933	Tom Murphy	FB
1937	Jim Benton	E
1954	William "Bud" Brooks	G
1960	Wayne Harris	C
1962	Billy Moore	QB
1964	Fred Marshall	QB
1965	Bobby Crockett	E
1965	Glen Ray Hines	T
1969	Cliff Powell	LB
1970	Dick Bumpus	T
1978	Dan Hampton	DT

SPORTSMANSHIP AWARDS

1948	Gordon Long	Swede Nelson National Award
1953	Lamar McHan	SWC Trophy
1957	George Walker	SWC Trophy
1961	Lance Alworth	SWC Trophy
1966	Jon Brittenum	SWC Trophy
1970	Bill Burnett	SWC Trophy
1970	Bill Burnett	Kerns Tips Award
1975	Scott Bull	Ft. Worth Kiwanis Award
1979	Kevin Scanlon	Ft. Worth Kiwanis Award
1987	Tony Cherico	Ft. Worth Kiwanis Award
1988	Jim Kremers	SWC Trophy

DELBERT SWARTZ OUTSTANDING

ACADEMIC ACHIEVEMENT AWARD

1962	Lance Alworth	Football
1963	Danny Brabham	Football
1964	John Derdorff	Track
1965	Ken Hatfield	Football
1966	J. D. McConnell	Basketball
1967	Ken Sharp	Track
1968	Hartford Hamilton	Football
1969	Bob White	Football
1970	Dewitt Smith III	Football
1971	Steve Walters	Football
1972	Tom Reed	Football
1973	Tom Reed	Football
1974	Randy Jackson	Tennis
1975	Rickey Medlock	Basketball
1976	Tommy Cheyne	Football
1977	Ray Buckner	Basketball
1978	Jimmy Counce	Basketball
1979	Brad Shoup	Football
1980	Kevin Scanlon	Football
1981	Mark Anderson	Track
1982	Pat Vaughn	Track
1983	Tom Moloney	Track
1984	Bill Jasinski	Track
1985	Mark Lee	Football
1986	Chris Bequette	Football
1987	Jim Kremers	Baseball
1988	Shawn Baker	Basketball
1989	Odis Lloyd	Football
1990	Wade Hill	Football

J. FRANK BROYLES AWARD

(UA's Top Male Athlete)

1977	Niall O'Shaughnessy	Track
1978	Tim Lollar	Baseball
1979	Sidney Moncrief	Basketball
1980	Steve Krueger	Baseball
1981	U. S. Reed	Basketball
1982	Randy Stephens	Track
1983	Frank O'Mara	Track
1984	Mike Conley	Track
1985	Mike Conley	Track
1986	Ralph Kraus	Baseball
1987	Jim Kremers	Baseball
1988	Joe Falcon	Track
1989	Joe Falcon	Track
1990	Edrick Floreal	Track
1991	Quinn Groveby	Football
1992	Todd Day	Basketball
1993	Erick Walder	Track
1994	Corliss Williamson	Basketball
1995	Corliss Williamson	Basketball
1996	Godfrey Siamusiye	Track
1997	Robert Howard	Track
1998	Robert Howard	Track
1999	Brandon Burlsworth	Football
2000	Melvin Lister	Track
2001	Quinton Caver	Football
2002	Jermaine Petty	Football
2003	Alistair Cragg	Track
2004	Alistair Cragg	Track
2004	Wallace Spearmon	Track
2005	Josphat Boit	Track
2006	Darren McFadden	Football
2007	Darren McFadden	Football

GARRETT UEKMAN

MEMORIAL SCHOLARSHIP

2014	Luke Charpentier	OG/C
2015	Alex Voelzke	TE

CRIP HALL HOMECOMING

PERFORMANCE BY A SENIOR AWARD

1950	Frank Fischel	E
1951	Lamar McHan	QB
1952	Larry Hogue	FB
1953	Lamar McHan	TB
1954	Bobby Proctor	B
1955	Preston Carpenter	HB
1956	Billy Ray Smith	T
	Ronnie Underwood	HB
1957	Gerald Nesbitt	FB
1958	Billy Gilbow	G
1959	Jim Mooty	HB
1960	Wayne Harris	C
1961	Lance Alworth	HB
1962	Billy Moore	QB
1963	Jim John	E
1964	Fred Marshall	QB
1965	Bobby Burnett	TB
1966	Martine Bercher	S
1967	Ronny South	QB
1968	Max Peacock	E
1969	Bruce Maxwell	FB
1970	Bill Montgomery	QB
1971	Bill McClard	K
1972	Louis Campbell	CB
	Don Wunderly	DT
1973	Dickey Morton	TB
	Danny Rhodes	LB
1974	Jon Rhiddlehoover	DT
	Billy Burns	LB
1975	Scott Bull	QB
1976	Harvey Hampton	DT
1977	Steve Little	K/P
1978	Jimmy Walker	DT
1979	Robert Farrell	WR
1980	Ish Ordonez	K
1981	Cliff Henry	S
1982	Gary Anderson	RB
1983	Mark Mistler	WR
1984	Danny Nutt	QB
1985	Mark Calcagni	QB
1986	Derrick Thomas	FB
1987	Rickey Williams	LB
1988	Kendall Trainor	K
1989	James Rouse	HB
1990	Derek Russell	WR
1991	Michael James	CB
1992	Pete Raether	P
1993	Darwin Ireland	LB
1994	Lance Ellison	K
1995	Barry Lunney Jr.	QB
1996	Oscar Malone	TB
1997	Anthony Eubanks	WR
1998	Brandon Burlsworth	OG
1999	Clint Stoerner	QB
2000	J.J. Jones	LB
2001	Carlos Hall	DE
2002	Fred Talley	RB
2003	Caleb Miller	LB
2004	Jeb Huckeba	DE
2005	Kyle Roper	C
2006	Keith Jackson	DT
2007	Peyton Hillis	FB
2008	Casey Dick	QB
2009	Lucas Miller	WR
2010	D.J. Williams	TE
2011	Jarius Wright	WR
2012	Cobi Hamilton	WR
2013	Chris Smith	DE
2014	Martrell Spaight	LB

CHISM REED OUTSTANDING

SENIOR FOR LEADERSHIP AWARD

1964	Jim Johnson	NG
1965	Jack Brasuell	B
1966	Eddie Woodlee	FB
1967	Alvin Jones	DT
1968	Tommy Dixson	DB
1969	Gordon McNulty	DE
1970	Bobby Field	DB
1971	Bobby Nichols	TE
1972	Louis Campbell	CB
1973	Danny Rhodes	LB
1974	Jon Rhiddlehoover	DT
1975	Tommy Cheyne	P
1976	Bo Busby	S
1977	Steve Heim	OT
1978	Jimmy Walker	DT
1979	Chuck Herman	OG
1980	Phillip Moon	OT
1981	Ronnie Trusty	OT
1982	Kim Dameron	WR
1983	Jim Schoolcraft	TE
1984	Joe Kleine	Basketball
1985	Andy Upchurch	C
1986	Derrick Thomas	FB
1987	Tony Cherico	FB
1988	Keith Wilson	Basketball
1989	Elbert Crawford	C
1990	Quinn Groveby	QB
1991	Arlyn Bowers	Basketball
1992	Ray Lee Johnson	DE
1993	Tyrone Chatman	LB
1994	Jason Allen	QB
1995	Barry Lunney	QB
1996	Mark Smith	LB
1997	Anthony Eubanks	WR
1998	Grant Garrett	C
1999	Marvin Caston	FB
2000	Quinton Caver	LB
2001	Jermaine Petty	LB
2002	Fred Talley	RB
2003	George Wilson	WR
2004	Matt Jones	QB
2005	Clarke Moore	DE
2006	Brett Goode	LS
2007	Weston Dacus	LB
2008	Jonathan Luigs	C
2009	Michael Smith	RB
2010	Van Stumon	FB
2011	Grant Cook	OL
2012	Tyler Wilson	QB
2013	Kiero Small	FB
2014	Martrell Spaight	LB



Preston Carpenter, who won the Crip Hall award in 1955, made this reception on the "Powder River Play" to beat No. 5 Ole Miss 6-0 in 1954.

GORDON CAMPBELL SENIOR SPIRIT AWARD

1969	Bob Stankovich	OT
1970	Steve Walters	S
1971	Ronnie Jones	DE
1972	Tom Reed	OG
1973	Danny Rhodes	LB
1974	Floyd Hogan	FS
1975	Hal McAfee	LB
1976	Gerald Skinner	OT
1977	Howard Sampson	SS
1978	Dan Hampton	DT
1979	Robert Farrell	WR
1980	George Stewart	OG
1981	Darryl Mason	TE
1982	Richard Richardson	NG
1983	Bert Zinamon	LB
1984	Brad Taylor	QB
1985	David Bazzel	LB
1986	James Shibest	WR
1987	Tony Chericco	NG
1988	Odis Lloyd	LB
1989	Tim Horton	WR
1990	Quinn Grovey	QB
1991	Curtis Banks	SS
1992	Scott Long	DT
1993	Chris Oliver	OT
1994	Dean Peevy	CB
1995	Earl Scott	C
1996	Scott Rivers	OT
1997	Ken Anderson	DE
1998	Russ Brown	OG
1999	Nathan Norman	FB
2000	Jeremiah Harper	DB
2001	La'Zerius White	OG
2002	Nathan Ball	OG
2003	Bo Lacy	OT
2004	DeCori Birmingham	RB
2005	Vickiel Vaughn	FS
2006	Desmond Sims	LB
2007	Robert Felton	OT

JIM WELLONS DEDICATION AWARD

1978	Ron Calcagni	QB
1979	Kevin Scanlon	QB
1980	Keith Houfek	C
1981	Steve Clyde	TE
1982	Tom Jones	QB
1983	Milton Fields	LB
1984	Mark Lee	LB
1985	Mark Calcagni	QB
1986	Theo Young	TE
1987	Greg Thomas	QB
	Chris Bequette	OT
1988	John Bland	QB
1989	Billy Winston	TE
1991	Greg Switzer	LB
1992	Gary Adams	S
1993	Henry Ford	DE
1994	Willie Johnson	LB
1995	Spencer Brown	CB
1996	Vincent Bradford	LB
1997	Bill Carson	LS
1998	Benji Mahan	LS
1999	Joe Dean Davenport	TE
2000	Randy Garner	DE
2001	Josh Foliart	LB
2002	Raymond House	DE
2003	Mark Bokermann	OG
2004	Steven Harris	WR
2005	Kyle Dickerson	RB
2006	Tony Ugoh	OT
2007	Robert Johnson	WR

STEVE LITTLE AWARD *(Special Teams)*

1982	Keith Burns	DB
1983	Calvin Shaw	LB
1984	Nathan Jones	DB
1992	Todd Wright	K
1994	Carl Kidd	S
1995	J. J. Meadors	WR
1996	Jessie Cornelius	FB
1997	Matt Wait	P
1998	Todd Latourette	K
1999	Tony Dodson	K
	Chris Akin	P
2000	Michael Snowden	WR
2001	D'Andre Berry	SS
2002	Richie Butler	P
2003	Tom Crowder	WR
2004	David Carlton	K
2005	Jacob Skinner	P
2006	Jacob Skinner	P
2007	Kevin Woods	FS

BRUCE MITCHELL AWARD *(Toughness)*

1982	Ed Jackson	DE
1983	Orson Weems	OT
1984	Marcus Elliott	OG
1985	Greg Lasker	S
1986	Derrick Thomas	FB
1987	Rickey Williams	LB
1988	Eric Bradford	S
1989	Anthony Cooney	CB
1990	Derek Russell	WR
1992	E. D. Jackson	RB
1993	Darwin Ireland	LB
1994	Trent Knapp	LB
1995	Junior Soli	NG
1996	Anthony Hicks	LB
1997	Shannon Sidney	WR
1998	C.J. McLain	DE
1999	Jeromy Flowers	DB
2000	Jim Ed Reed	LB
2001	Sacha Lancaster	FB
2002	Gavin Walls	DE
2003	Tony Bua	LB/S
2004	Marcus Whitmore	LB
2005	Brandon Kennedy	FB
2006	Sam Olajubutu	LB
2007	Farod Jackson	FB

HAROLD HORTON AWARD *(Loyalty)*

1999	Anthony Lucas	WR
2000	Rod Stinson	FB
2001	Curt Davis	NG
2002	Raymond House	DE
2003	Caleb Miller	LB
2004	Jeb Huckleba	DE
2005	Kyle Dickerson	RB
2006	Stephen Parker	OG
2007	Nate Garner	OT

NELSON RAINEY AWARD *(Character)*

2000	Jeremiah Harper	DB
2001	Kenny Sandlin	OG
2002	Josh Melfton	C
2003	Jerry Reith	OG
2004	Jeb Huckleba	DE
2005	Pierre Brown	LB
2006	Zac Tubbs	OT
2007	Marcus Monk	WR

BRANDON BURLSWORTH AWARD *(Academics and one-time non-scholarship)*

2001	Jerry Reith	OG
2002	Chuck Nalley	LS
2003	Tom Crowder	WR
2004	Dowell Loggains	QB/H
2005	Richard Bracken	WR
2006	Stephen Parker	OG
2007	Jeremy Davis	P
2008	Lucas Miller	WR
2009	Seth Armbrust	SS
2010	No recipient	-
2011	Seth Armbrust	SS
2012	David Hurd	OT
2013	Austin Jones	LB
2014	Josh Harris	LB

LITTLE ROCK TD CLUB TEAM MVP

2004	Matt Jones	QB
2005	Darren McFadden	RB
2006	Darren McFadden	RB
2007	Darren McFadden	RB
2008	DJ Williams	TE
2009	Ryan Mallett	QB
2010	Ryan Mallett	QB
2011	Jarius Wright	WR
2012	Tyler Wilson	QB
2013	Trey Flowers	DE
2014	Jonathan Williams	RB

PAUL EELLS AWARD

(Perseverance, determination, courage and resolve in the face of adversity)

2006	Robert Johnson	WR/QB
2007	Peyton Hillis	RB
2008	Casey Dick	QB
2009	Joe Adams	WR
2010	DJ Williams	TE
2011	Garrett Uekman	TE
2012	Dennis Johnson	RB
2013	Kiero Small	RB
2014	Martrell Spaight	LB

DAN HAMPTON AWARD

(Best defensive lineman from an Arkansas college)

2013	Trey Flowers	DE
2014	Trey Flowers	DE

WILLIE ROAF AWARD

(Best offensive lineman from an Arkansas college)

2013	Travis Swanson	C
------	----------------	---

DR. LON FARRELL AWARD

1987	Jack Gregory Magness	Swimming
1988	Shawn Baker	Basketball
1989	Cheryl McArton	Swimming
1990	Allen Meancham	Football
1991	Mary Farmer	Swimming
1992	Amber Nicholas	Basketball
1993	Cynthia TerPoorten	Swimming
1994	Kim Mount	Track
1995	Rene Pillow	Track
1996	Kristen DeArmand	Swimming
1997	Kelly Cook	Cross Country
1998	Alicyn Hennis	Soccer
1999	Louise Ostling	Tennis
2000	Kimberly Mourton	Soccer
2001	Julie Sloniger	Volleyball
2002	Tiffany Woolley	Softball

SEC FOOTBALL LEGENDS

1994	Lance Alworth	HB
1995	Joe Ferguson	QB
1996	Chuck Dicus	WR
1997	Jim Benton	E
1998	Clyde Scott	B
1999	Bill Montgomery	QB
2000	Ronnie Caveness	LB
2001	Steve Atwater	FS
2002	Loyd Phillips	DT
2003	Wayne Harris	LB
2004	Fred Marshall	QB
2005	Quinn Grovey	QB
2006	Cliff Powell	LB
2007	Ken Hatfield	DB
2008	Billy Ray Smith, Jr.	LB
2009	Gary Anderson	RB
2010	Frank Broyles	Head Coach
2011	Leotis Harris	OG
2012	Pat Summerall	K/DE/TE
2013	Wayne Martin	DE
2014	Jerry Lamb	E
2015	Madre Hill	RB



Jerry Lamb was recognized on the field during the 2014 SEC Championship Game as Arkansas' SEC Legend. Lamb was a captain and sure-handed receiver on Arkansas' 1964 national championship team.



ALL-AMERICAN BOWL

(Tampa, Fla.)

1970	Gary Adams	S
1971	Bill Montgomery	QB
	Dick Bumpus	T
	Bruce James (South MVP Award)	E
	Pat Morrison	TE
	Ronnie Jones	DE
1972	David Reavis	DT
1973	Brisan Manor	DB
1975	Tommy Harris	DB
1976	Greg Koch	OT
1979	Larry Jackson	LB

ALL-AMERICAN CLASSIC

(Las Vegas, Nev.)

2003	Tony Bua	FS
	Bo Lacy	OT
2005	DeCori Birmingham	RB
	Steven Harris	WR

ALL-AMERICAN GAME

(Lubbock, Texas)

1961	Wayne Harris	LB
1963	Jesse Branch	HB
1965	Ronnie Caveness	LB
1966	Jim Lindsey	HB
	Bobby Crockett	E
	Glen Ray Hines	T
1967	Martine Bercher	HB
	Jon Brittenum	QB
	Loyd Phillips	T
1970	Rodney Brand	C
	Cliff Powell	LB
1971	Chuck Dicus	E
	Jerry Moore	DB
1972	Tom Mabry	OT
1973	Dickey Morton	TB

ALL-STAR GRIDIRON CLASSIC

(Orlando, Fla.)

1998	Madre Hill	RB
	Todd Latourette	K
	Ryan Hale	NG
2002	Fred Talley	RB
	Raymond House	DE

BLUE-GRAY GAME

(Montgomery, Ala.)

1950	Buddy Brown	G
	Louis Schaufele	FB
1952	Buddy Sutton	HB
	Lewis Carpenter	FB
1953	Lamar McHan	QB
	Harold Spain	G
1966	Joe Black	LB
	Martine Bercher	S
1967	David Cooper	G
	Hartford Hamilton	E
	Ronny South	QB
1970	Bill Montgomery	QB
	Bruce James	E
	Dick Bumpas (MVP Award)	T
1971	Jack Morris	DB
	Mike Kelson	T
1972	David Reavis	DT
	Jim Hodge	WR
1973	Jack Ettinger	WR
	Danny Rhodes	LB
1974	Rollen Smith	DE
1982	Phillip Boren	OT
1992	Ray Lee Johnson	DE
	Ron Dickerson Jr.	WR
1993	Henry Ford	DE
	Isaac Davis	OG
	Kirk Botkin	TE
1994	Carl Kidd	S
1996	Mark Smith	LB
1997	Anthony Eubanks	WR
	David Sanders	DT

CASINO DEL SOL

ALL-STAR GAME

(Tucson, Ariz.)

2012	Broderick Green	RB
2013	Jared Green	DT

COLLEGE ALL-STAR BOWL

(Greenville, S.C.)

2014	Eric Bennett	S
	David Hurd	OT
	Byron Jones	DT
	Jarrett Lake	LB

COLLEGE ALL-STAR GAME

(Chicago, Ill.)

1938	Jim Benton	E
	Jack Robbins	QB
1949	Clyde Scott	HB
	Bud Canada	E
1952	Bob Griffin	C
1954	Lamar McHan	QB
1956	Preston Carpenter	HB
	Henry Moore	FB
1957	Ronnie Underwood	HB
1960	Jim Mooty	HB
1961	Lance Alworth	HB
1963	Danny Brabham	FB
1965	Ronnie Caveness	LB
1966	Jim Lindsey	HB
	Glen Ray Hines	T
	Bobby Crockett	E
1967	Harry Jones	HB

COLLEGE GRIDIRON SHOWCASE

(Arlington, Texas)

2015	Tevin Mitchel	CB
------	---------------	----

EAST-WEST SHRINE GAME

(Various Locations)

1938	Jim Benton	E
	Dwight Sloan	HB
1940	Kay Eakin	QB
1941	Howard Hickey	E
1946	Earl Wheeler	G
1949	Ed Hamilton	E
1951	Ken Jones	OT
1956	Preston Carpenter	HB
	Henry Moore	FB
1957	Gerald Nesbitt (Offensive MVP)	FB
1958	Donnie Stone	HB
1963	Wesley Bryant	T
1966	Loyd Phillips	T
	Dick Cunningham	T
1967	Ernie Ruple	T
1976	R. C. Thielemann	C
	Gerald Skinner	T
1980	Kevin Evans	FS
1985	Greg Lasker	S
1989	Steve Atwater (Defensive MVP)	S
1990	Michael Shepherd	DT
1998	C. J. McLain	DE
1999	D. J. Cooper	DT
2003	Lawrence Richardson	CB
2005	Jeb Huckeba	DE
2006	Houston Nutt	Head Coach
	De'Arrius Howard	RB
	Brandon Kennedy	FB
	Kyle Roper	C
	Vickiel Vaughn	S
2007	Sam Olajubutu	LB
	Keith Jackson	DT
2008	Michael Grant	FS
2012	Greg Childs	WR
	Jerry Franklin	LB
	Jarius Wright	WR
2013	Dylan Breeding	P
2014	Zach Hocker	K
	Kiero Small	FB
2015	AJ Derby (injured)	TE

MEDAL OF HONOR BOWL

(Charleston, S.C.)

2014	Javontee Herndon	WR
	David Hurd	OL
2015	Brey Cook	OL
	Cameron Jefferson	OL
	Tevin Mitchel	CB
	Demetrius Wilson	WR

NFLPA COLLEGIATE BOWL

(Carson, Calif.)

2014	Kiero Small	FB
2015	Braylon Mitchell	LB

NORTH-SOUTH CLASSIC

(Houston, Texas)

2007	Keith Jackson	DT
	Randy Kelly	SS
	Stephen Parker	OG

NORTH-SOUTH SHRINE GAME

(Miami, Fla.)

1957	Jay Donathan	C
	George Walker	QB
1967	Tommy Trantham	DB
1971	Ronnie Jones	DE
	Tom Mabry	OT
1972	Don Wunderly	DT
	Tom Reed	OG
	Mike Reppond	WR
	Joe Ferguson	QB
1973	Danny Rhodes	LB
	Jack Ettinger	WR

(Pontiac, Mich.)

1976	Curtis Townsend	LB
	Dennis Winston	DE

HULA BOWL

(Honolulu, Hawai'i)

1961	Lance Alworth (MVP Award)	HB
1964	Wesley Bryant	T
1965	Ronnie Caveness	LB
	Jerry Lamb	E
1966	Glen Ray Hines	T
	Jim Williams	T
1967	Loyd Phillips	T
	Harry Jones	WB
1968	Tommy Trantham	DB
1970	Rodney Brand	C
	Cliff Powell	LB
1971	Chuck Dicus	WR
	Bill Burnett	TB
1972	Mike Kelson	OT
	Tom Mabry	OT
1973	Tom Reed	OG
	Mike Reppond	WR
	Joe Ferguson	QB
1974	Dickey Morton	TB
	Danny Rhodes	LB
1975	Floyd Hogan	DB
1976	Ike Forte	RB
1977	R. C. Thielemann	C
1978	Steve Little	K
	Patrick Martin	DB
	Howard Sampson (injured)	DB
	Leotis Harris (injured)	G
1979	Ron Calcagni	QB
	Jimmy Walker	T
	Ben Cowins	RB
	Lou Holtz	Head Coach
1980	Greg Kolenda	OT
	Robert Farrell	WR
1981	Joe Shantz	OT
1982	Darryl Mason	TE
1983	Jessie Clark	FB
1984	Ron Fautro	DE
1985	Marcus Elliott	OG
	Eddie White	TE
1986	Andy Upchurch	C
	Kevin Wyatt	CB
1987	Limbo Parks	OG
1988	Tony Cherico	NG
	Bryan White	C
1989	Kendall Trainor	K
1991	Derek Russell	WR
2001	Shannon Money	OT
2003	Caleb Miller	LB
2005	Arrion Dixon	DT



LB Martrell Spaight represented Arkansas in the 2015 Reese's Senior Bowl and was chosen in the fifth round of the 2015 NFL Draft by the Washington Redskins.



DE Trey Flowers raised his stock in the 2015 Reese's Senior Bowl and was selected in the fourth round of the 2015 NFL Draft by the New England Patriots.

JAPAN BOWL

(Tokyo, Japan)

1978	Steve Little	K
	Patrick Martin	DB
	Howard Sampson (injured)	DB
1979	Ron Calcagni	QB
	Jerry Eckwood	RB
	Larry Jackson	LB
	Dean Weber	Athletic Trainer
1980	Kevin Scanlon	QB
1982	Darryl Mason	TE
	Bruce Lahay	K
1983	Richard Richardson	NG
	Dean Weber	Athletic Trainer
1984	Mark Mistler	WR
1986	Bobby Joe Edmonds	RB
1987	James Shibest	WR
1988	Tony Cherico	NG
	Eric Whitted	LB
1990	Jim Mabry	T
	Michael Shepherd	T
1992	Mick Thomas	LB

SENIOR BOWL

(Mobile, Ala.)

1950	Theron Roberts	G
1951	Buddy Brown	G
	Buddy Rogers	HB
1952	Bob Griffin	C
	Fred Williams	T
1953	Buddy Sutton	HB
1955	Bud Brooks (MVP - South Team)	G
1956	Henry Moore	FB
1957	Jay Donathon	C
	George Walker	QB
1959	Jim Mooty	HB
1961	Paul Dudley	HB
1962	Danny Brabham	FB
1966	Bobby Burnett	TB
	Jim Lindsey	WB
	Bobby Crockett	E
1968	Ernie Ruple	T
1969	Jim Barnes	G
1971	Jerry Moore	DB
1976	Richard LaFargue	C
1977	Gerald Skinner	T
1978	Vaughn Lusby	DB
1980	Greg Kolenda	OT
	Chuck Herman	OG
1983	Billy Ray Smith	DE
	Steve Korte	OG
1989	Kendall Trainor	K
1992	Ron Dickerson Jr.	WR
1994	Henry Ford	DE
	Isaac Davis	OG
1996	Steven Conley	DE
1998	Brandon Burlsworth	OG
1999	Anthony Lucas	WR
	David Barrett	CB
	Kenoy Kennedy	S
	Joe Dean Davenport	TE
	Bobbie Williams	OT
2000	Quinton Caver	LB
	Randy Garner	DE
	Boo Williams	WR
2001	Carlos Hall	DE
2003	Cedric Cobbs	TB
2005	Matt Jones	QB/WR
2007	Brett Goode	LB
	Tony Ugoh	OT
2008	Robert Felton	OG
	Marcus Harrison	DT
	Peyton Hillis	FB
2009	Jonathan Luigs	C
2010	Mitch Petrus	OL
2011	DeMarcus Love	OL
	D.J. Williams	TE
2012	Joe Adams	WR
	Jake Bequette	DE
2013	Cobi Hamilton	WR
	Tyler Wilson	QB
2014	Chris Smith	DE
	Travis Swanson	C
2015	Martrell Spaight	LB
	Trey Flowers	DE

TEXAS VS. THE NATION

(El Paso, Texas)

2009	Jamar Love	CB
	Jose Valdez	OT

(Allen, Texas)

2013	DeQuinta Jones	DT
	Ronnie Wingo Jr.	RB
	Darius Winston	CB

RAZORBACK FOOTBALL

2015 RAZORBACKS

2014 REVIEW

HISTORY

RECORDS

FACILITIES

U OF A



FIRST-ROUND RAZORBACKS

The following are former Razorbacks who were drafted in the first round in their respective professional football drafts.

1938	Jack Robbins, TB, by Chicago Cardinals
1940	Kay Eakin, QB, by Pittsburgh Steelers
1948	Clyde Scott, HB, by Philadelphia Eagles
1954	Lamar McHan, QB, by Chicago Cardinals
1956	Preston Carpenter, OE, by Cleveland Browns
1962	Lance Alworth, WR, by San Francisco 49ers
1967	Loyd Phillips, DE, by Chicago Bears
	Harry Jones, RB, by Philadelphia Eagles
1978	Steve Little, P, by St. Louis Cardinals
1979	Dan Hampton, DT, by Chicago Bears
1983	Billy Ray Smith Jr., LB, by San Diego Chargers
	Gary Anderson, RB, by San Diego Chargers
1984	Ron Faurot, DE, by New York Jets
1989	Wayne Martin, DE, by New Orleans Saints
	Steve Atwater, DB, by Denver Broncos
1994	Henry Ford, DE, by Houston Oilers
2004	Shawn Andrews, OT, by Philadelphia Eagles
	Ahmad Carroll, CB, by Green Bay Packers
2005	Matt Jones, WR, by Jacksonville Jaguars
2007	Jamaal Anderson, DE, by Atlanta Falcons
2008	Darren McFadden, RB, by Oakland Raiders
	Felix Jones, RB, by Dallas Cowboys

CURRENT UA NFL PLAYERS

Alvin Bailey, OL, Seattle Seahawks
Jake Bequette, DL, New England Patriots
Knile Davis, RB, Kansas City Chiefs
AJ Derby, TE, New England Patriots*
Trey Flowers, DL, New England Patriots*
Jerry Franklin, LB, New Orleans Saints
Brett Goode, LS, Green Bay Packers
Chris Gragg, TE, Buffalo Bills
Cobi Hamilton, WR, Cincinnati Bengals
Javontee Herndon, WR, San Diego Chargers
Alonzo Highsmith, LB, Washington Redskins
Zach Hocker, K, New Orleans Saints
Chris Houston, CB, Carolina Panthers
Cameron Jefferson, OL, Chicago Bears
Ryan Mallett, QB, Houston Texans
Darren McFadden, RB, Dallas Cowboys
Tevin Mitchel, DB, Washington Redskins*
Jason Peters, OL, Philadelphia Eagles
Darius Philon, DL, San Diego Chargers*
Kiero Small, FB, Baltimore Ravens
Chris Smith, DE, Jacksonville Jaguars
Martrell Spaight, LB, Washington Redskins*
Travis Swanson, OL, Detroit Lions
Robert Thomas, DL, Washington Redskins
Demetrius Wilson, WR, San Diego Chargers
Jarius Wright, WR, Minnesota Vikings

As of July 10, 2015

* - 2015 Draft Pick

A

Chad Abernathy	Minnesota
Gary Adams	Philadelphia [1969]
Joe Adams	Carolina [2012-13]
O'Neal Adams	NY Giants [1942-45], Brooklyn (AFC)
Anders Akerstrom	New Orleans [2005], Hamburg (NFL) [2006]
Winston Alderson	Houston
Lance Alworth*	San Diego [1962-70], Dallas [1971-72]
Gary Anderson*	Tampa Bay (USFL), San Diego [1985-88], Tampa Bay [1990-93], Memphis (CFL), Detroit [1993]
Jamaal Anderson*	Atlanta [2007-10], Indianapolis [2011], Cincinnati [2012-13]
Ken Anderson	Chicago [1999], Orlando (XFL)
Shawn Andrews*	Philadelphia [2004-2009], New York Giants [2010]
Rick Apolskis	NY Giants, Barcelona (WLAF)
Steve Atwater*	Denver [1989-98], NY Jets [1999]

B

Herman Bagby	Brooklyn (AFC), Cleveland (AFC)
Alvin Bailey	Seattle [2013-Present]
Alton Baldwin	Buffalo (AFC), Green Bay [1950]
Hubert Barker	NY Giants [1942-45]
David Barrett	Arizona [2000-03], NY Jets [2004-08]
Jake Bequette	New England [2012-Present]
Jay Bequette	Oklahoma (USFL)
Geno Bell	NY Jets, Cleveland
Mike Bender	Atlanta
Ken Benson	Toronto (CFL)
Jim Benton	Los Angeles (Rams) [1938-40, 42, 44-47], Cleveland, Chicago [1943]
DeCori Birmingham	New England [2005], New York Jets [2005], San Francisco (2006), New York Giants [2006-07], Indianapolis [2007], Carolina [2007-09]
Kirk Botkin	New England, New Orleans [1994-95], Pittsburgh [1996-97]
Danny Brabham	Houston [1963-67], Cincinnati [1968]
Vincent Bradford	San Francisco [1997]
Melvin Bradley	Arizona [1999], Calgary (CFL) [2002-04]
Jesse Branch	Calgary (CFL), Edmonton (CFL)
Robert Brannon	New Orleans [1987]
Sam Breedon	New Orleans [2004], Green Bay [2005]
Jermaine Brooks	Dallas [2003-05]
Richard Brothers	Chicago
Anthony Brown	Chicago [2007]
Maurice Britt	Detroit [1941]
Jon Brittenum	San Diego [1968]
William Brooks	Detroit
Richard Brothers	Chicago
Bill Brown	Washington [1951-52], Green Bay [1953-56]
Trent Bryant	Kansas City [1982-83, 87], Washington [1981], Chicago (USFL)
Wes Bryant	Minnesota
Tony Bua	Miami [2004-05], Cincinnati [2006], Calgary (CFL) [2007]
Scott Bull	San Francisco [1976-78]
Dick Bumpas	Memphis (WFL), Pittsburgh, British Columbia (CFL)
Brandon Burlsworth	Indianapolis [1998]
Bobby Burnett	Buffalo [1966-67], Denver [1969]

C

Ron Calcagni	Ottawa (CFL), Edmonton (CFL)
Ravin Caldwell	Washington [1987-92]
Leon Campbell	NY Yanks [1950], Chicago [1952-54], Pittsburgh [1955]
Lew Carpenter	Detroit [1953-55], Cleveland [1957-58], Green Bay [1959-63]
Preston Carpenter*	Cleveland [1956-59], Pittsburgh [1960-63], Washington [1964-66], Miami [1966], Minnesota [1966]
Ahmad Carroll*	Green Bay [2004-05], Jacksonville [2006], Orlando (AFL) [2008], NY Jets [2009]
Albert Casey	St. Louis (Browns)
Daryl Cato	Miami (AFC)
Ronnie Caveness	Houston [1966-68], Kansas City
Quinton Caver	Philadelphia [2001-02], Kansas City [2002-04], Dallas [2005-06], Hamilton (CFL) [2007]
Tyrone Chatman	British Columbia (CFL)
Freddie Childress	Cincinnati, Oakland, Dallas, New England [1991], Cleveland, Calgary (CFL), Saskatchewan (CFL) [2006]
Greg Childs	Minnesota [2012-13]
Chrys Chukwuma	Dallas, Las Vegas (XFL), Tennessee
Jessie Clark	Green Bay [1983-87], Detroit [1988], Phoenix [1988-89], Minnesota [1989-90]
Thomas Cobb	Kansas City, Cleveland, Detroit, Chicago (Cardinals) [1931]
Cedric Cobbs	New England [2001-02], Kansas City [2002-06]
Raymond Cole	Milwaukee [1940-41]
James Collier	NY Giants [1962], Washington [1963]
Steven Conley	Pittsburgh [1996-98], Indianapolis [1998], Saskatchewan (CFL)
Brey Cook	Washington [2015]
Grant Cook	Green Bay [2012], Minnesota [2012]
Anthony Cooney	Chicago, Montreal (WLAF)
D.J. Cooper	New Orleans, Memphis (XFL)
Charles Corgan	Kansas City, Hartford, NY Giants
Ben Cowins	Philadelphia, Kansas City, Toronto, (CFL)
Steve Cox	Cleveland, Washington [1981-88]
Reggie Craig	Kansas City [1975-76], Buffalo [1977], Cleveland
Elbert Crawford	LA Rams, New England [1990-91], Denver
Milan Creighton	Chicago (Cardinals) [1931-37]
Bobby Crockett	Buffalo [1966-69]
Tom Crowder	Dallas [2004-06]
Dick Cunningham	Buffalo [1967-72], Philadelphia [1973], Houston [1973], Detroit
De'Anthony Curtis	Tampa Bay [2012]

D

Weston Dacus	Kansas City [2008-2009]
Kim Dameron	Memphis (USFL)
Joe Dean Davenport	San Francisco, Indianapolis [2001-03]
Andrew Davie	New York Jets [2009], Carolina [2009]
Brandon Davis#	Cleveland [2002], Philadelphia [2003]
Curt Davis	Atlanta [2001]
Isaac Davis	San Diego [1994-97], New Orleans [1997], Minnesota [1998]
Knile Davis	Kansas City [2013-Present]
AJ Derby	New England [2015-Present]
Ron Dickerson, Jr.	Kansas City [1993-94]
Chuck Dicus	San Diego [1971-72], Pittsburgh [1973]
Arrior Dixon	Kansas City [2005-06]
Ray Dominguez	Green Bay [2011], Carolina [2012], Dallas [2013]
Freddie Douglas	Pittsburgh, Tampa Bay [1976]
Bobby Duckworth	San Diego [1982-84], Los Angeles (Rams) [1985-86], Philadelphia [1986]
Paul Dudley	NY Giants [1962], Philadelphia [1963]



Knile Davis rushed for 1,322 yards and earned All-SEC first team honors as a sophomore at Arkansas in 2010. He was a third round selection of the Kansas City Chiefs in the 2013 NFL Draft and scored seven touchdowns for the Chiefs in 2014.

ARKANSAS IN THE NFL DRAFT

(since 1982)

Year	Pos	Player	Round	NFL Team
1982	LB	Jeff Goff	12th	Washington
1983	LB	Billy Ray Smith	1st	San Diego
	RB	Gary Anderson	1st	San Diego
	C	Steve Korte	2nd	New Orleans
	DB	Danny Walters	4th	San Diego
	RB	Jessie Clark	7th	Green Bay
1984	DE	Ron Faurot	1st	N.Y. Jets
	WR	Keith Kidd	9th	Minnesota
1986	DB	Greg Lasker	2nd	N.Y. Giants
	LB	Ravin Caldwell	5th	Washington
	RB	Bobby Joe Edmonds	5th	Seattle
	LB	Nick Miller	5th	Cleveland
	DB	Kevin Wyatt	5th	Miami
1987	P	Greg Horne	5th	Cincinnati
	TE	Theo Young	12th	Pittsburgh
1989	DE	Wayne Martin	1st	New Orleans
	SS	Steve Atwater	1st	Denver
	OT	Freddie Childress	2nd	Cincinnati
	LB	Kerry Owens	4th	Cincinnati
	DB	Richard Brothers	7th	Chicago
	K	Kendall Trainor	9th	Phoenix
	LB	LaSalle Harper	9th	Chicago
1990	RB	Barry Foster	5th	Pittsburgh
	RB	James Rouse	8th	Chicago
	G	Elbert Crawford	8th	L.A. Rams
	DB	Anthony Cooney	12th	Chicago
1991	WR	Derek Russell	4th	Denver
1993	DE	Raylee Johnson	4th	San Diego
1994	DT	Henry Ford	1st	Houston
	G	Isaac Davis	2nd	San Diego
1996	LB	Steven Conley	3rd	Pittsburgh
	DT	Junior Soli	5th	San Diego
1997	LB	Anthony Hicks	5th	Green Bay
1998	DE	David Sanders	7th	Oakland
1999	OG	Brandon Burlsworth	3rd	Indianapolis
	LB	Melvin Bradley	6th	Arizona
	RB	Madre Hill	7th	Cleveland
	DT	Ryan Hale	7th	N.Y. Giants
2000	SS	Kenoy Kennedy	2nd	Denver
	OG	Bobbie Williams	2nd	Philadelphia
	CB	David Barrett	4th	Arizona
	WR	Anthony Lucas	4th	Green Bay
	WR	Emanuel Smith	6th	Jacksonville
2001	LB	Quinton Caver	2nd	Philadelphia
	DE	Randy Garner	6th	Atlanta
2002	DE	Carlos Hall	7th	Tennessee
2003	FS	Ken Hamlin	2nd	Seattle
2004	OT	Shawn Andrews	1st	Philadelphia
	CB	Ahmad Carroll	1st	Green Bay
	LB	Caleb Miller	3rd	Cincinnati
	RB	Cedric Cobbs	4th	New England
	LB	Tony Bua	5th	Miami
	OT	Bo Lacy	6th	Pittsburgh
2005	WR	Matt Jones	1st	Jacksonville
	DE	Jeb Huckeba	5th	Seattle
2006	S	Vickiel Vaughn	7th	San Francisco
2007	DE	Jamaal Anderson	1st	Atlanta
	CB	Chris Houston	2nd	Atlanta
	OT	Tony Ugho	2nd	Indianapolis
	DT	Keith Jackson	7th	St. Louis
2008	RB	Darren McFadden	1st	Oakland
	RB	Felix Jones	1st	Dallas
	DT	Marcus Harrison	3rd	Chicago
	OT	Nate Garner	7th	New York Jets
	FB	Peyton Hillis	7th	Denver
	WR	Marcus Monk	7th	Chicago
2009	C	Jonathan Luigs	4th	Cincinnati
2010	OG	Mitch Petrus	5th	N.Y. Giants
2011	QB	Ryan Mallett	3rd	New England
	TE	D.J. Williams	5th	Green Bay
	OT	DeMarcus Love	6th	Minnesota
2012	DE	Jake Bequette	3rd	New England
	WR	Joe Adams	4th	Carolina
	WR	Jarius Wright	4th	Minnesota
	WR	Greg Chids	4th	Minnesota
2013	RB	Knile Davis	3rd	Kansas City
	QB	Tyler Wilson	4th	Oakland
	WR	Cobi Hamilton	6th	Cincinnati
	TE	Chris Gragg	7th	Buffalo
2014	C	Travis Swanson	3rd	Detroit
	DE	Chris Smith	5th	Jacksonville
	FB	Kiero Small	7th	Seattle
	K	Zach Hocker	7th	Washington
2015	DE	Trey Flowers	4th	New England
	LB	Martrell Spaight	5th	Washington
	CB	Tevin Mitchel	6th	Washington
	DT	Darius Philon	6th	San Diego
	TE	AJ Derby	6th	New England

I	
Darwin Ireland	Chicago [1994-95]

J	
Eddie Jackson	Carolina [2004-05], Miami [2006], New England [2007], Washington [2008]
Keith Jackson	St. Louis [2007], San Diego [2008]
Charles Jamerson	Hartford
Michael James	Dallas
Cameron Jefferson	Chicago [2015-Present]
Michael Jenkins	Toronto (CFL), Houston, Montreal (CFL) [2005], Edmonton (CFL) [2006]
Dennis Johnson	Houston [2013], Cleveland [2013], Brooklyn Bolts (FXFL) [2014-Present]
Ray Lee Johnson	San Diego [1993-03], Denver [2004-05]
Felix Jones*	Dallas [2008-12], Philadelphia [2013]
Harry Jones*	Philadelphia [1967-71]
J.J. Jones	Dallas [2001], New Orleans [2002-03], Scottish (NFL) [2004]
Matt Jones*	Jacksonville [2005-2008], Cincinnati [2010]

K	
Allen Keen	Philadelphia [1937-38]
Randy Kelly	Kansas City [2007]
Kenoy Kennedy	Denver [2000-04], Detroit [2005-07]
Carl Kidd	Oakland [1995-96], British Columbia (CFL) [2000], Minnesota [2001], British Columbia (CFL) [2002-06]
Keith Kidd	Minnesota [1987]
Mike Kirkland	Baltimore (Colts) [1976-78]
Steve Korte	New Orleans [1983-90]
Greg Koch	Green Bay [1977-85], Miami [1986-87], Minnesota [1987]

L	
Bo Lacy	Pittsburgh [2004], Chicago [2005], Indianapolis [2006], Atlanta [2007]
Jerry Lamb	Kansas City
Sacha Lancaster	Hamburg (NFL) [2005], Rhein (NFL) [2006], British Columbia (CFL) [2007]
Greg Lasker	NY Giants [1986-88], Phoenix [1988], Chicago [1988]
Homer Ledbetter	Chicago Cardinals [1932-33]
Jim Lindsey	Minnesota [1966-72]
Steve Little*	St. Louis [1978-80]
DeMarcus Love	Minnesota, [2011-13]
Jamar Love	New England [2009], Dallas [2009], Tampa Bay [2009], Tennessee [2009]
Anthony Lucas	Green Bay, Dallas
Jonathan Luigs	Cincinnati [2009]
Kenneth Lunday	NY Giants [1937-41, 46-47]
Vaughn Lusby	Cincinnati [1979], Chicago [1980]



Jarius Wright was an All-SEC first team selection for the Razorbacks and caught 42 passes for 588 yards for the Minnesota Vikings in 2014.

E	
Kay Eakin*	NY Giants [1940-41], Miami (AAFC)
Jerry Eckwood	Tampa Bay [1979-81]
Bobby Joe Edmonds	Seattle [1986-88], Los Angeles (Raiders) [1989], Tampa Bay [1995], Detroit
Anthony Eubanks	Dallas
Jack Ettinger	Memphis (WFL)

F	
Ron Faurot	NY Jets [1984-85]
Robert Felton	Buffalo [2008], Oakland [2008]
Joe Ferguson	Buffalo [1973-84], Detroit [1985-87], Tampa Bay [1988-89], Indianapolis [1990]
Milton Fields	Birmingham (USFL), Washington New England [2015-Present]
Trey Flowers	Buffalo [2008], Oakland [2008]
Henry Ford*	Houston/Tennessee [1994-2002]
Ike Forte	NY Giants, Washington [1978-80]
Robert Forte	Green Bay [1946-53]
Barry Foster	Pittsburgh [1990-94]
Aubrey Fowler	Boston Yanks [1948]
Jerry Franklin	Denver [2012], Chicago [2013], Kansas City [2014], New Orleans [2014-Present]

G	
Nate Garner	New York Jets [2008], Miami Dolphins [2009-12]
Randy Garner	Atlanta [2001], Jacksonville [2002], Rhein Fire (NFL) [2004], Denver Broncos [2004]
Grant Garrett	Green Bay, Kansas City
Greg Gatson	San Diego [2012-13]
Tom Ginn	Detroit [1980-81]
Jeff Goff	Washington
Brett Goode	Jacksonville [2007], Green Bay [2008-Present]
Chris Gragg	Buffalo [2013-Present]
Michael Grant	Jacksonville [2008], Kansas City [2008], Washington [2008-09], Cleveland [2009]
Oscar Gray	Phoenix [1995], Seattle [1996-97]
Bob Griffin	St. Louis [1961], Los Angeles (Rams) [1953-57], Detroit

H	
John Haden	NY Giants [1936-38]
Ryan Hale	NY Giants [1999-2000]
Carlos Hall	Tennessee [2002-05], Kansas City [2005-06], Denver [2007]
Cobi Hamilton	Cincinnati [2013-Present]
Ray Hamilton	Cleveland, Detroit [1939], Los Angeles (Rams) [1938, 44-47], Philadelphia [1940]
Ken Hamlin	Seattle [2003-06], Dallas [2007-09], Indianapolis [2010-11]
Dan Hampton*	Chicago [1979-90]
William Hampton	Montreal (CFL)
Dave Hanner	Green Bay [1952-64]
LaSalle Harper	Chicago [1989], NY Giants [1989]
Corey Harris	Atlanta
Elliott Harris	Pittsburgh [2005], Houston [2006]
Leotis Harris	Green Bay [1978-83]
Steven Harris	Washington [2005-07]
Wayne Harris	Calgary (CFL)
Marcus Harrison	Chicago [2008-10]
Ken Hayden	Philadelphia [1942], Washington [1943]
Chuck Herman	Atlanta [1980]
Howard Hickey	Pittsburgh [1941], Cleveland, Los Angeles (Rams) [1941, 45-48]
Anthony Hicks	Green Bay, Jacksonville
Alonzo Highsmith	Miami [2013], Kansas City [2014], Washington [2015-Present]
Madre Hill	Cleveland, Berlin (NFL), Oakland [2002-03]
Peyton Hillis	Denver [2008-09], Cleveland [2010-11], Kansas City [2012], New York [2013-14]
Glen Ray Hines	Houston [1966-70], New Orleans [1971-72], Pittsburgh [1973]
Bill Hix	Philadelphia [1950]
Gary Hobbs	Kansas City
Zach Hocker	Washington [2014], Miami [2015], New Orleans [2015-Present]
John Hoffman	Chicago [1949-56]
Floyd Hogan	British Columbia (CFL)
Derek Holloway	Michigan, (USFL), Arizona (USFL), Washington [1986], Tampa Bay [1987]
Greg Horne	Cincinnati [1987], St. Louis/Phoenix [1987-88], Washington, London (WLAF)
Julian Horton	Tennessee [2014]
Raymond House	Atlanta [2003-04], Ottawa (CFL) [2005]
Chris Houston	Atlanta [2007-09], Detroit [2010-13], Carolina [2015-Present]
De'Arrius Howard	Kansas City [2006]
Jim Lee Howell	NY Giants [1937-42, 46-48], Tampa Bay
Jeb Huckeba	Seattle [2005-06]

RAZORBACK FOOTBALL

2015 RAZORBACKS

2014 REVIEW

HISTORY

RECORDS

FACILITIES

U OF A



M

Isaac Madison	Dallas [2012]
Ryan Mallett	New England [2011-2014], Houston [2014-Present]
Brisson Manor	Denver [1977-84], Tampa Bay [1984]
Fred Marshall	Calgary (CFL)
Wayne Martin*	New Orleans [1989-99]
Darryl Mason	Birmingham (USFL)
Geno Mazzanti	NY Yanks [1950]
Jerry Mazzanti	Philadelphia [1963], Detroit [1966], Pittsburgh [1967]
Bruce Maxwell	Detroit [1970]
Darren McFadden*	Oakland [2008-14], Dallas [2015-Present]
Bill McClard	San Diego [1972], New Orleans [1973-75]
Lamar McHan*	Chicago Cardinals [1954-58], Green Bay [1959-60], Baltimore Colts [1961-63], San Francisco [1963]
J.J. Meadors	Edmonton (CFL)
Peter Merloni	Boston Braves
Caleb Miller	Cincinnati [2004-07]
Nick Miller	Cleveland
Tevin Mitchell	Washington [2015-Present]
Braylon Mitchell	Oakland [2015]
Verl Mitchell	Atlanta
Marcus Monk	Chicago [2008], Carolina [2009]
Charles Moore	Washington [1962]
Henry Moore	NY Giants [1956], Baltimore Colts [1957]
Jerry Moore	Chicago [1971-72], New Orleans [1973-74]
Jim Mooty	Dallas [1960]
Alex Mortensen	Tennessee [2009]
Dickey Morton	Toronto (CFL), Pittsburgh
Lock Morton	Newark
Tom Murphy	Chicago Cardinals [1934]
Wes Murphy	Kansas City [2007]

N

Jerico Nelson	New Orleans [2012-13]
Gerald Nesbitt	Ottawa (CFL)

O

Sam Olajubutu	Tampa Bay [2007]
Tony Ollison	Indianapolis, San Antonio (USFL)
Kerry Owens	Cincinnati, Cleveland [1989]

P

Zac Painter	Dallas
Stephen Parker	Miami [2007]
Leon Pense	Pittsburgh [1945]
Jason Peters	Buffalo [2004-08], Philadelphia [2009-Present]
Mitch Petrus	New York Giants [2010-12], New England [2012], Tennessee [2012]
Jermaine Petty	Cincinnati [2002], Green Bay [2003]
Loyd Phillips*	Chicago [1967-69], New Orleans
Darius Philon	San Diego [2015-Present]
Joyce Pipkin	NY Giants [1948], Los Angeles

R

Davis Reavis	Pittsburgh [1974-75], Tampa Bay [1976-83]
Mike Reppond	Chicago [1973], British Columbia (CFL)
Lawrence Richardson	Buffalo [2004], Hamburg (NFL) [2005]
Matterral Richardson	Washington [2008], Houston [2008], Cleveland [2009]
Danny Rhodes	Baltimore Colts [1974]
Jack Robbins*	Chicago Cardinals [1938-39]
Kyle Roper	Baltimore [2006]
James Rouse	Chicago [1990-91]
Coy Ernest Ruple	Pittsburgh [1968-69]
Derek Russell	Denver [1991-94], Houston/Tennessee [1995-97]

S

Floyd Sagely	Chicago Cardinals [1957]
Roland Sales	Toronto (CFL), Montreal (CFL)
Howard Sampson	Green Bay [1978-79]
David Sanders	Oakland, San Francisco (XFL)
Kenny Sandlin	Carolina [2002], Minnesota [2003]
Kevin Scanlon	Los Angeles Rams [1980], Hamilton (CFL) [1980]
Clyde Scott*	Philadelphia [1949-52], Detroit [1952]
Earl Scott	Amsterdam (WFLA)
Malcolm Sheppard	Houston [2010], Tennessee [2010-2011]
Mitt Simington	Cleveland, Pittsburgh [1942]
Desmond Sims	New Orleans [2007]
Gerald Skinner	Green Bay [1978]
Dwight Sloan	Chicago Cardinals [1938], Detroit [1939-40]
Kiero Small	Seattle [2014], Cleveland [2014], Baltimore [2014-Present]
Billy Ray Smith Sr.	Los Angeles Rams [1957], Pittsburgh [1958-60], Baltimore Colts [1961, 63-70]
Billy Ray Smith Jr.*	San Diego [1983-92]
Emanuel Smith	Jacksonville [2000]
Mark Smith	Kansas City
Richard Smith	Kansas City [2004-05], Washington [2006], Edmonton (CFL) [2007]
Rollen Smith	St. Louis
Michael Snowden	Tennessee
Junior Soli	San Diego
Ryan Sorahan	New Orleans [2004]
Ronny South	New Orleans [1968]
Martrell Spaight	Washington [2015-Present]
Ray Spillers	Philadelphia [1937]
Bob Stankovitch	Kansas City
George Stewart	Kansas City
Clint Stoerner	Dallas [2000-03], Scottish (NFL), Miami [2004]
Donnie Stone	Denver [1961-64], Buffalo [1965], Houston [1966]
Pat Summerall	Detroit [1952], Chicago Cardinals [1953-57], NY Giants [1958-61]
Buddy Sutton	Baltimore
Travis Swanson	Detroit [2014-Present]

T

Fred Talley	Atlanta [2003], Edmonton (CFL) [2004], Montreal (CFL) [2005], Atlanta [2006]
Brad Taylor	Edmonton (CFL), Montreal (CFL)
R.C. Thielemann	Atlanta [1977-84], Wash. [1985-88]
Mick Thomas	Atlanta
Robert Thomas	Washington [2014-Present]
Tremain Thomas	Tampa Bay [2012]
Wilfred Thorpe	Cleveland
Curtis Townsend	St. Louis [1978], San Diego
Kendall Trainor	Phoenix, Sacramento (WFLA), New York, New Jersey (WFLA)
Zac Tubbs	Buffalo [2007]

U

Tony Ugoh	Indianapolis [2007-09], Detroit [2010], N.Y. Giants [2011]
Ron Underwood	Chicago

V

Jose Valdez	Atlanta [2009-11], St. Louis [2012]
Clyde Van Sickle	Green Bay [1932-33]
Vickiel Vaughn	San Francisco [2006], Washington [2007], Denver [2008]
Darius Vinnett	St. Louis [2007-08]

W

Jimmy Walker	Minnesota [1987], Edmonton (CFL), Ottawa (CFL), Birmingham (USFL)
Gavin Walls	Minnesota [2003], Scottish (NFL) [2004], Winnipeg (CFL) [2005-2010], Montreal (CFL) [2010-11]
Danny Walters	San Diego [1983-87]
Charles Washington	Green Bay [1987]
Orlando Watters	Seattle [1994]
Tim Webster	Green Bay [1971]
Marsh White	NY Giants [1975-77]
Bobbie Williams	Philadelphia [2000-03], Cincinnati [2004-11]
Boo Williams	New Orleans [2001-05], NY Giants [2006]
D.J. Williams	Green Bay [2011-13], New England [2013-14]
Fred Williams	Chicago [1952-63], Washington [1964-65]
Patrick Williams	New York Jets
Demetrius Wilson	San Diego [2015-Present]
George Wilson	Detroit [2004], Buffalo [2005-12], Tennessee [2013-14]
Tyler Wilson	Oakland [2013], Tennessee [2013], Cincinnati [2014]
Ronnie Wingo Jr.	Atlanta [2013], Buffalo [2013-14], Atlanta [2014-15]
Ben Winkleman	Milwaukee
Bill Winston	New York Jets
Dennis Winston	Pittsburgh [1977-81, 85-86], New Orleans [1982-85]
Jarius Wright	Minnesota [2012-Present]
Don Wunderly	Pittsburgh, British Columbia (CFL)
Kevin Wyatt	Miami, San Diego [1986]
Harry Wynne	Boston Yanks, NY Giants [1945]

Y

Theo Young	Pittsburgh [1987]
------------	-------------------

* Drafted first round
 # Played basketball at Arkansas
 Years spent with each team not available for all players.



Jason Peters was an All-SEC second team tight end at Arkansas but moved to offensive tackle in the NFL. As an offensive lineman, Peters has made seven trips to the Pro Bowl with the Buffalo Bills and Philadelphia Eagles and has earned two All-Pro first team honors.



Ryan Mallett set several passing records at Arkansas and enters the 2015 season as the projected starting QB for the Houston Texans.



Steve Atwater's three Super Bowl appearances as a player are the most by a former Arkansas student-athlete. After making his Super Bowl debut in Super Bowl XXIV, Atwater helped the Denver Broncos win back-to-back Super Bowls as they took Super Bowl XXXII against Green Bay before winning Super Bowl XXXIII against Atlanta.



Billy Ray Smith became the first former Razorback to appear in the Super Bowl when the Baltimore Colts faced the New York Jets in Super Bowl III. He returned to the Super Bowl with the Colts two years later and helped them defeat the Dallas Cowboys to win Super Bowl V.

PLAYER	TEAM	SUPER BOWL (OPPONENT)
Lance Alworth, WR	Dallas	VI (Miami)
Steve Atwater, S	Denver	XXIV (San Francisco) XXXII (Green Bay) XXXIII (Atlanta)
Alvin Bailey, OT	Seattle	XLVIII (Denver) XLIX (New England)
Jake Bequette, DE [^]	New England	XLIX (Denver)
Ravin Caldwell, LB	Washington	XXII (Denver) XXVI (Buffalo)
Mike Cherry, QB	N.Y. Giants	XXXV (Baltimore)
Steve Cox, P	Washington	XXII (Denver)
Henry Ford, DT/DE	Tennessee	XXIV (St. Louis)
Brett Goode, LS	Green Bay	XLV (Pittsburgh)
Ryan Hale, DT	N.Y. Giants	XXXV (Baltimore)
Dan Hampton, DE	Chicago	XX (New England)
Madre Hill, RB	Oakland	XXXVII (Tampa Bay)
Tavaris Jackson, QB	Seattle	XLVIII (Denver)
Raylee Johnson, DE	San Diego	XXIX (San Francisco)
Greg Lasker, S	N.Y. Giants	XXI (Denver)
Jim Lindsey, RB	Minnesota	IV (Kansas City)
Ryan Mallett, QB	New England	XLVI (N.Y. Giants)
Brison Manor, DE	Denver	XII (Dallas)
Mitch Petrus, OG	N.Y. Giants	XLVI (New England)
Dave Reavis, OT	Pittsburgh	IX (Minnesota) X (Dallas)
Billy Ray Smith, DT	Baltimore Colts	III (N.Y. Jets) V (Dallas)
R.C. Thielemann, OG	Washington	XXII (Denver)
Tony Ugho, OT	Indianapolis N.Y. Giants	XLIV (New Orleans) XLVI (New England)
Bobbie Williams, OG	Baltimore	XLVII (San Francisco)
Dennis Winston, LB	Pittsburgh	XIII (Dallas) XIV (Los Angeles Rams)

[^] Practice squad

COACH	TEAM	SUPER BOWL (OPPONENT)
Raymond Berry*	New England	XX (Chicago)
Don Breaux*	Washington	XVII (Miami) XVIII (Los Angeles Raiders) XXII (Denver) XXVI (Buffalo)
Pete Carroll*	Seattle	XLVIII (Denver) XLIX (New England)
Joe Gibbs*	Washington	XVII (Miami) XVIII (Los Angeles Raiders) XXII (Denver) XXVI (Buffalo)
Bill Johnson*	New Orleans	XLIV (Indianapolis)
Jimmy Johnson	Dallas	XXVII (Buffalo) XXVIII (Buffalo)
John Mitchell*	Pittsburgh	XXX (Dallas) XL (Seattle) XLIII (Arizona) XLV (Green Bay)
Pat Ruel*	Seattle	XLVIII (Denver) XLIX (New England)
Barry Switzer	Dallas	XXX (Pittsburgh)
Fred Von Appen*	San Francisco	XIX (Miami) XXIII (Cincinnati)

*Coached at Arkansas

OWNER	TEAM	SUPER BOWL (OPPONENT)
Jerry Jones	Dallas	XXVII (Buffalo) XXVIII (Buffalo) XXX (Pittsburgh)



Razorback Bobbie Williams earned the Lombardi Trophy, helping Baltimore to a 34-31 win over San Francisco in Super Bowl XLVII. Baltimore's win marked the fourth straight year a former Razorback played on the Super Bowl-winning team.



Jerry Jones (left) and Jimmy Johnson (right) celebrate with the Lombardi Trophy after the Dallas Cowboys defeated the Buffalo Bills in Super Bowl XXVII for their second straight Super Bowl victory over the Bills. Dallas went on to win Super Bowl XXX after Jones hired Barry Switzer, a former UA assistant coach, to lead the Cowboys.



(The Razorback Communications office welcomes corrections from authentic sources)

*denotes team captains

A

Abernathy, Chad	1995, '96 '97 '98
Adair, Marcus	1993, '94 '95
Adams, Dave	1962, '63
Adams, Gary	1966, '67 '68*
Adams, Gary	1989, '90 '91 '92
Adams, Joe	2008, '09 '10, '11
Adams, Oliver	1927 '28
Adams, O'Neale	1939, '40 '41
Adams, Tim	1976, '77 '78
Adkins, Jim	1956
Aguirre, Michael	2006, '07 '08
Akerfelds, Darrel	1980, '81
Akers, Freddy	1958, '59
Akerstrom, Anders	2004
Akin, Chris	1998, '99
Akins, Chris	1995
Akins, Terry	1992
Alberty, Joe Paul	1958, '59 '60
Alberty, Brett	1987
Alcorn, E.	1923
Alcorn, Hal	1917, '18 '20
Alcorn, R.E.	1917, '18 '19 '20
Alderson, Winston	1994, '95 '96
Alexander, Brother	1984, '85
Alexander, Marion	1943
Alexander, Tim	1976, '80
Allen, Austin	2014
Allen, Brandon	2012, '13, '14*
Allen, Clint	1976
Allen, Jason	1991, '92 '93 '94*
Allen, Joe	1909
Allen, V.V.	1896
Allison, Robert	1939
Alworth, Lance	1959, '60 '61
Ambrose, Damario	2007, '08 '09 '10
Amis, William	1921, '22
Anderson, Gary	1979, '80 '81 '82*
Anderson, Jamaal	2004, '05 '06
Anderson, Ken	1994, '95 '96 '97*
Anderson, Kevin	1984, '85
Anderson, Paul	1944, '45
Andrews, Shawn	2001, '02 '03
Antwine, Anthony	2014
Apolskis, Rick	1986, '87 '88 '89
Arenz, Terry	1958
Arinze, Patrick	2014
Armbrust, Seth	2009, '11
Armendariz, Richard	1984
Askew, Lavunce	2008, '09 '10
Atiga, Robert	2011, '13
Atkinson, Drexel	1948, '49
Atteberry, Dwight	1990, '91
Atwater, Steve	1985, '86 '87 '88*
Atwood, Ralph	1937, '38 '39
Audas, Stan	1973, '75
Avery, Steve	1973, '75
Avlos, Nick	1973*
Ayers, James	1925, '26

B

Bach, Tommy	1957, '58 '59
Bagby, Herman	1923, '24
Bailey, Alvin	2010, '11, '12
Bailey, Jack	1950
Bailey, Joe	1999
Bailey, Mitchell	2008
Bain, James	1915, '16 '19
Baker, Chris	2003, '04 '06 '07
Baker, Ed	1995
Baker, Kevin	2000
Baker, Mark	1994, '95 '96 '97
Baker, Pat	1993, '94
Baker, Victor	1980
Baldridge, Joe	1949
Baldwin, Alton	1943, '44 '45 '46
Baldwin, Jake	1945, '49
Bail, Nathan	1999, '00 '01 '02
Balseiro, Chris	2003, '04 '05
Banks, Curtis	1988, '89 '90 '91
Banks, Reggie	2003, '04
Banks, Tim	1965
Bankston, Bill	
Barker, Hubert	1940, '41
Barnes, Charlie	1958
Barnes, David	1957
Barnes, Jim	1966, '67 '68*
Barnes, J.J.	1901
Barnes, Teddy	1973, '74 '75
Barnett, Brandon	2007, '08, '09
Barnett, Robert	1957
Barrett, David	1996, '97 '98 '99*
Barrow, Bubba	1986, '87 '88 '89
Barwegen, Doug	1975, '76 '77
Basore, George	1919, '20 '21
Bass, Bill	1947, '48 '49
Battle, Khiry	2008
Baxter, John	1979
Baxter, Robert	1979
Bayne, Louis	1944
Bazzel, David	1981, '82 '84 '85*
Beachum, Rodney	1982, '83 '84 '85
Beane, Colmore	1944
Beaunum, Tevin	2014
Beard, Abner H.	1900, '02
Beard, Chip	1982
Beard, Scott Oscar	1903
Beasley, Jimmy	2000, '01 '02 '03*
Beavers, Garland	1926, '27 '28
Beck, Austin	2014
Belknap, Ray	1919
Bell, Geno	1993, '94 '95 '97
Bell, Mark	1987, '88 '89
Bell, Richard	1957, '58*
Bemberg, Clay	2010
Bender, Mike	1964, '65*
Bennett, Archie	1970, '71
Bennett, Eric	2010, '11, '12, '13
Bennett, Richard	1955, '56 '57
Bennett, Ronnie	1969, '70
Benoit, Steve	1970
Benson, Buddy Bob	1954, '55
Benson, Ken	1989, '90

Benson, Mike	1986, '87
Benton, James "Jim"	1935, '36 '37*
Benton, Jim	1970, '71 '72
Benton, W.R.	1932, '33 '34*
Bentz, J.L.	1895
Bequette, Chris	1984, '85 '86 '87*
Bequette, George	1954, '55 '56
Bequette, Jake	2008, '09 '10, '11*
Bequette, Jay	1980, '81 '82
Bercher, Martine	1964, '65 '66
Berezansky, Chris	2008
Berner, Dennis	1967, '68 '69
Berry, Benny	1954, '56
Berry, Charlie	1956
Berry, D'Andre	1998, '99 '00 '01
Berry, Greg	1983
Berry, Homer	1922, '23 '24
Berryhill, Stuart	1964 '65 '66
Bettis, Evan	2008
Beutelschies, Gene	1962
Bexley, Carleton	1996
Bickerstaff, Ray	1945
Biddle, Joe	1932, '33
Billings, Fred M.	1902
Billingsley, Mickey	1974, '76 '77
Binnion, Scott	1970, '71 '72
Biocic, Jerry	1986, '87
Birdwell, Steve	1969, '70 '71
Birmingham, DeCori	2001, '02 '03 '04*
Black, Charles	1932, '33
Black, Joe	1964, '65 '66
Blackburn, Claud	1924
Blackburn, Clifford	1923, '24
Blackmer, D.	1901
Blakely, Gervis T.	1910
Blakely, Ronnie	1961
Bland, John	1985, '86 '87 '88*
Bledsoe, Fred	2004, '07
Blevins, Paul	1969
Bloom, John R.	1903, '04
Boatwright, William	1897, '98
Bobo, Donny	1976, '77 '78
Boepple, Emil	1932, '33
Bogard, Jerry	1951, '52 '53
Bohanon, Alex	1993
Bokermann, Mark	2000, '01 '02 '03
Boles, John	1956, '57
Bolton, Andy	1973
Bonneau, Rob	1989
Bonner, Mark	2005, '06 '07
Booth, Marc	1991
Boozman, H.	1924, '25 '26*
Boozman, John	1971, '72
Boren, Phillip	1979, '81 '82 '83
Boschetti, Mike	1968, '69 '70*
Botkin, Kirk	1990, '91 '92 '93*
Boulware, David	1993
Boutwell, Dale	1956
Bowles, Darryl	1979, '80 '81 '82
Boyd, Bill	1964
Boyd, Cordale	2013, '14
Boydston, Brian	1997
Brahm, Danny	1960, '61 '62
Bracey, Bill	1951
Bracken, Richard	2005
Bradford, Carl	1985, '86 '87
Bradford, Eddie	1952, '53 '54
Bradford, Eric	1985, '86 '87 '88
Bradford, W.	1909, '10 '11 '12
Bradford, Mike	1978, '80
Bradford, Vincent	1993, '94 '95 '96
Bradford, William	1921
Bradley, Freddie	1991
Bradley, Melvin	1996, '97 '98
Bradsher, Bobby	1971
Branch, Eric	1997, '98 '99
Branch, Jesse	1961, '62
Branch, Job	1984, '85
Brand, Mike	
Brand, Rodger	1971, '72
Brand, Rodney	1967, '68 '69*
Brandt, Jason	1988, '89 '90
Brannon, Robert	1983, '84
Brasher, Tommy	1961, '62 '63
Brasuell, Jackie	1963, '64 '65*
Braswell, J.C.	1894
Brawner, Jim	1971, '72
Bray, Don	1994, '95
Brazil, Ernest	1917, '18
Breeding, Sam	2000, '01
Breeding, Dylan	2009, '10, '11, '12
Brewer, Nick	2010, '12
Briggs, Oscar Garner	1899
Britt, Maurice	1938, '39 '40
Britt, Tommy	1951

Brittenum, Jon	1963, '65 '66
Broadway, Ramon	2007, '08 '09 '10*
Brooks, Chris	1998, '99
Brooks, Jermaine	1999, '00 '01
Brooks, John	1991
Brooks, Sam	1994, '96 '97
Brooks, Wm. Bud	1952, '53 '54
Brothers, Richard	1985, '86 '87 '88
Brown, Anthony	2005, '06
Brown, Anthony W.	2014
Brown, Charlie	1974
Brown, Fred I.	1900, '01*
Brown, J.R.	1986, '87
Brown, Justin	1995, '96
Brown, Larry	1973, '75
Brown, Pierre	2002, '03 '04 '05*
Brown, Russ	1995, '96 '97 '98
Brown, Spencer	1992, '93 '94 '95
Brown, Thomas	1978, '81 '82
Brown, Vann	1934, '35 '36
Brown, Wm. Buddy	1948, '49 '50*
Browne, Leshon	1986
Browning, Eric	1989, '90 '91 '92
Bruick, Kevin	1985
Bryan, Cameron	2009, '12
Bryan, Frank	1910
Bryan, Lemuel B.	1901, '02*
Bryant, Larry Gunn	1983
Bryant, Thakkeus "Bam"	2002
Bryant, Trent	1977, '78 '79 '80
Bryant, Wesley	1961, '62 '63
Bua, Tony	2000, '01 '02 '03*
Buckalew, Hollis	1928, '29 '30
Buckingham, Earl	1980, '81 '82
Buehner, Brian	2011, '12, '13
Bull, Scott	1972, '74 '75*
Bumpas, Dick	1968, '69 '70*
Burchfield, Mike	1977, '78 '79
Burks, Pete	1995, '96
Burleson, C.H.	1943
Burlingame, Mike	1977, '78 '79
Burlsworth, Brandon	1995, '96 '97 '98*
Burnett, Bill	1968, '69 '70*
Burnett, Bobby	1964, '65*
Burnett, Tommy	1965, '66
Burns, Billy	1972, '73 '74*
Burns, Keith	1980, '81 '82
Burns, Olan	1954, '55 '56
Burris, Pat	1989, '90
Burstein, Matt	1999, '00
Burton, Freddy	2007, '08 '09 '10
Busby, Bo	1973, '74 '75 '76
Butler, Richie	1999, '00 '01 '02*
Butler, Steve	1958, '59 '60*
Butz, Sam	1949
Bynum, Firmon	1940, '41

C

Cain, Dustin	2010
Cain, Terrance	1988
Cain, Tim	1988
Calcagni, Mark	1984, '85
Calcagni, Ron	1975, '76 '77 '78*
Caldwell, Ravin	1982, '83 '84 '85
Caldwell, Tracy	1990, '91 '92 '93
Calvin, Carlton	1991, '92 '93 '94
Cameron, Pat	1989, '90
Campbell, Charles	1915, '16
Campbell, Dean	1972
Campbell, Jason	2001
Campbell, Joe	1939
Campbell, Leon	1946, '47 '48 '49
Campbell, Louis	1970, '71 '72*
Campbell, Marcus	1994, '95 '96 '97*
Campbell, Mike	1973, '74 '75*
Campbell, R. Roy	1894
Campbell, Steadman	2000, '01
Canada, Eugene Bud	1945, '46 '47 '48
Cantlope, Tracy	1992, '93 '94 '95
Capshaw, Gary	1972
Carder, David	1957
Carlton, David	2001, '02 '03 '04
Carpenter, J.P.	1943
Carpenter, Lewis	1950, '51 '52
Carpenter, Preston	1953, '54 '55*
Carr, Daunte	2011, '12, '13, '14
Carroll, Ahmad "Batman"	2001, '02 '03
Carroll, J.J.	1915
Carson, Bill	1994, '95 '96 '97
Carter, Bill	1969, '70 '71
Carter, Bubba	1983
Carter, Elmo	1896, '97
Carter, Harry	1942, '46
Carter, Jan	1938, '39 '40



Cedric Cobbs lettered from 1999-2003 and left Arkansas as the school's third all-time leading rusher with 3,018 career rushing yards.

Carter, J.N.	1913
Caruthers, Ernie	1978
Castillo, Eric	1983
Castleberry, Mike	1989
Caston, Marvin	1996, '97 '98 '99
Cato, Daryl	1939, '40 '41*
Cauthorn, Jim	1952, '53
Caver, Quinton	1997, '98 '99 '00
Cawood, Jim Brown	1894
Caveness, Ronnie	1962, '63 '64*
Ceaser, Caleb	2003
Centers, Donnie	1983, '85 '86
Chalene, Scott	1981, '83
Chalmers, Chris	1996, '97 '98 '99
Chalmers, Anthony	1985, '86 '87 '88
Chalmers, Joe	1929, '30 '32
Chapman, Johnson	1901, '02
Charpentier, Luke	2011, '12, '13, '14
Chatman, Tyrone	1990, '91 '92 '93*
Cherico, Tony	1984, '85 '86 '87*
Cherry, Mike	1993, '94
Cheyne, Bob	1973
Cheyne, Tommy	1973, '74 '75
Childress, Bob	1956, '57
Childress, Freddie	1985, '86 '87 '88
Childress, John	1959, '60 '61*
Childs, E.	1902
Childs, Greg	2008, '09 '10, '11
Childs, James L.	1904
Chinn, John	1932
Chipman, Marvin	1925, '26
Christenbury, Tom	1980, '81
Christian, Don	1955, '56 '57
Chukwuma, Chryss	1996, '97 '98 '99
Chunn, Del	1990
Cialone, Felice	1942
Cissell, Mickey	1960, '61
Claborn, Joe	1945, '48
Clark, Elbert	1900, '01 '02
Clark, Jack	1940, '41
Clark, Jessie	1981, '82*
Clark, Leon	1994
Clark, W.H.	1930
Clark, Zak	2000, '01
Clavelle, Marcus	1997
Clay, Billy	1960, '63
Clay, Charles	1975, '76 '77 '78
Clayton, Michael R.	1957
Cleveland, Ben	2006, '08 '09 '10
Cleveland, Jay	1986
Clinton, Chris	2002
Clyde, Steve	1977, '79 '80 '81
Coats, Jeff	1939, '40 '41
Cobbs, Cedric	1999, '01 '02 '03
Cochran, Maurice	1915, '16
Cody, Russell	1967, '68 '69
Coe, Michael	2003, '04 '05
Cole, Bob	1993
Cole, Charles	1956
Cole, George	1925, '26 '27
Cole, Johnny	1950, '51 '52
Cole, Nathan	1995, '96 '97 '98
Cole, Ray	1937, '38 '39*
Coleman, Eusell	1925, '26 '27*
Coleman, James W.	1916, '17 '18 '19*
Coleman, Richard	1968, '69
Coleman, Rod	2006, '07
Coleman, Sam	1921, '22 '23 '24



Jamaal Anderson lettered for the Razorbacks from 2004-06 and was a first-team All-SEC selection in 2006. That year, he led the SEC and was second in the nation with 13.5 sacks. He finished his career with 130 tackles, including 17.5 sacks, and was selected eighth overall by the Atlanta Falcons in the 2007 NFL Draft.



Quinn Grovey was a four-year starting quarterback for Arkansas. He was a captain as a senior in 1990 and threw for 18 touchdowns that season.

Coleman, Tiquention	2013, '14
Coleman, Will	2012
Coley, De'Andre	2014
Collier, Jimmy	1959, '60 '61
Collins, Alex	2013, '14
Collins, Jared	2013, '14
Collins, Kirk	1988, '89 '90 '91*
Collins, Ronnie	1976
Collins, Shane	2002
Conger, Marvin	1944
Conley, Steve	1992, '93 '94 '95*
Connor, Paul	1965, '66 '67
Cook, Brey	2011, '12, '13, '14*
Cook, Grant	2008, '09 '10, '11
Cook, Jake	1913, '14
Cook, John D.	1954
Cooks, Mark	1995
Cooney, Anthony	1986, '87 '88 '89*
Cooney, Mike	1958
Cooper, David	1965, '66 '67
Cooper, D.J.	1996, '97 '98 '99
Cope, Larry	
Cope, Robert	1943, '44
Corbett, Lundy	1936
Cordell, Corkey	1970, '71
Cordelli, Mark	1986
Corgan, Charles	1923
Cornelius, Jared	2014
Cornelius, Jessie	1994, '95 '96
Cornish, Bryan	1991, '92 '93 '94
Corrotto, Leo	1933
Cory, A.B.	1894
Cory, Henry J.	1894
Cotton, Delano	1962
Cotton, Kotto	1991, '92 '93
Counce, Dale	1945, '46 '47
Courtney, J.G.	1898
Covington, Pete	1956
Cowan, D'Arthur	2012, '13
Cowger, James	1925, '26 '27
Cowins, Ben	1975, '76 '77 '78*
Cox, Curtis	1959, '60
Cox, David	1968, '69
Cox, Harold Earl	1943, '48
Cox, Harold Eugene	1952
Cox, James	1947
Cox, Steve	1971
Cox, Steve	1979, '80
Crabaugh, Alfred J.	1921, '22 '23
Crabaugh, Quentin	1927, '28 '29
Crafton, James	1947, '48
Craig, Reggie	1972, '73 '74
Craig, Tim	2000
Crawford, Danny	1973, '74
Crawford, Elbert	1986, '87 '88 '89*
Crawford, Kerry	1985, '86 '87 '88*
Crawford, London	2006, '07 '08, '09
Creekmore, Steve	1908, '09 '10*
Creighton, Milan	1928, '29 '30*
Crim, Rudell	2009, '10
Duffy, Oliver	1933, '34
Crockett, Bobby	1963, '64 '65*
Cross, Bob	1950
Crow, Olan	1945
Crowder, Tom	2001, '02 '03
Crowley, L.G.	1896
Culpepper, Oren	1954, '55 '56
Culwell, J.D.	1904, '05 '06 '07

Cunningham, Dick	1964, '65 '66
Curry, Ken	1970
Curtis, De'Anthony	2008, '09 '10, '11
Cypert, Boyd	1910, '11 '12

D

D'Appollonio, Alan	2011, '12, '13, '14
Dacus, Weston	2004, '05 '06 '07*
Daily, Adam	1999, '00
Daily, Marvin	1973, '74 '75
Dale, Jack	1928, '29 '30
Dalton, Dallas	1950
Dameron, Kim	1979, '80 '81 '82
Daniel, Charles	1963, '64*
Danielowicz, Mark	1984, '85
Darr, Earl	1929, '30 '31
Daugherty, Ray	1947
Davenport, Joe Dean	1996, '97 '98 '99
Davenport, Scott	2000, '01 '02 '03
Daves, Joe Paul	1966, '67
David, Richard	1990, '91 '92
Davidson, Gene	1915, '16 '17* '18 '19
Davie, Andrew	2006, '07 '08
Davis, Adrian	2006, '07 '08, '09
Davis, Alfred	2009, '10, '11, '12*
Davis, Curt	1998, '99 '00 '01*
Davis, Elijah	1973, '74 '75 '76
Davis, Isaac	1990, '91 '92 '93
Davis, Jeff	1991
Davis, Jeremy	2004, '06 '07 '08
Davis, Knile	2009, '10, '12*
Davis, Mike	1971, '72
Davis, Vincent	1991
Davis, Wendel	2006, '07 '08, '09
Davis, Wm. Jake	1946, '49
Davis, Raymond L.	1907, '08 '09 '10
Davis, Walter	1943
Deacon, Adam	2014
Deacon, Tyler	2011, '12
Dean, Brian	1999
Dean, Demetrius	2012
Dean, DJ	2013, '14
Deason, Jess	1955
DeBorde, Skipper	1971
Delco, Del	1992, '93 '95
Delmanego, Frank	1941, '42
Deloney, Ernest D.	1905
Derby, A.J.	2013, '14
Derry, Lee	1923, '24
De Salvo, Henry	1947
Dew, Robert	1969
Dew, Tommy	1967, '68 '69
Dewey, Mark	1978, '79
Dhonau, Lloyd	1925, '26
Dick, Casey	2005, '06 '07 '08*
Dick, Nathan	2008
Dickerson, Kyle	2002, '03 '04 '05*
Dickerson, Jr., Ron	1989, '90 '91 '92
Dickey, David	1966, '67 '68
Dickson, Earnest	1907, '08
Dickson, Enos H.	1906
Dicus, Chuck	1968, '69 '70
Dingler, Lamar	1943*, '44*
Dixon, Arrion	2001, '02 '03 '04*
Dixon, Tommy	1967, '68
Dodson, Tony	1999
Dominguez, Ray	2007, '08 '09 '10
Donaldson, John	1935, '37
Donathan, Jay	1955, '56 '57*
Donathan, Jeff	1926, '27
Donoho, Tommy	1944
Dossey, Jerry	1967, '68 '69
Doughty, Dan	2002, '03
Douglas, Freddie	1972, '73 '74 '75
Douglas, Mark	1979, '80 '81 '82
Douglas, Steve	1979, '80 '81
Douglass, Bill	1963
Downey, Tim	1975
Drake, Randy	1972, '73 '74
Drover, W.H.	1910, '11
Drummonds, Lamar	1957
Dubs, Ford	1913, '15
Duckworth, Bobby	1977, '78 '79 '80
Dudley, David	1983, '84 '85 '86
Dudley, Paul	1959, '61
Duffy, Richard	1984
Dugan, Joe	1949
Duke, Alvin C.	1946, '47 '48 '49*
Dumas, Sammy	1951, '52
Dunagin, Sean	1980
Duncan, Wm. Robert	1953
Dunkelgord, Dennis	1973
Durmon, John	2008, '09

E

Eakin, Kay	1937, '38 '39*
Eason, Alcuin P.	1902, '03 '04
Eason, Darrel	1980, '84
East, Jack	1922
Eckert, George	1948, '49 '50*
Eckwood, Jerry	1975, '76 '78
Edmonds, Bobby Joe	1983, '84 '85
Edmondson, Jim	1930, '31 '32
Edwards, Fred	1969, '70
Edwards, George	1957
Edwards, Kendrick	2014
Edwards, Ross	1917
Edwards, T.A.	1895, '96
Egan, Bob	1950
Eichler, John	1967, '68 '69
Eldson, Gus	1932, '33 '34
Ellington, T.E.	1905, '06 '07 '08 '09
Elliott, Jim	1977, '78 '79 '80
Elliott, Marcus	1982, '83 '84*
Ellis, Brooks	2013, '14
Ellis, William Y.	1900, '01
Elision, Lance	1991, '92 '93 '94
Elton, Murry	1951, '52
Emer, Nathan	2007
Emrich, Matt	2013, '14
Epp, Marlin	1958, '59 '60
Erwin, J.L. Buzz	1968
Erwin, Judson L.	1930, '31 '32
Estes, Benny	1965
Estes, Dan	1908, '10 '11* '13
Ettinger, Jack	1971, '72 '73*
Eubanks, Anthony	1994, '95 '96 '97*
Eugene, Dwayne	2014
Evans, Caleb	2009
Evans, Denzell	2014
Evans, Hoover	1960, '61 '62
Evans, Kevin	1976, '78 '79 '80
Ewart, James B.	1917, '19 '20

F

Fairchild, Freddie	2005, '07
Farr, Ryan	2011
Farrell, Robert	1976, '77 '78 '79
Faulkinberry, Charles	1952
Faurot, Ron	1980, '81 '82 '83*
Felton, Robert	2004, '05 '06 '07
Fenton, Aaron	2008
Ferguson, Jerry	1956, '57
Ferguson, Joe	1970, '71 '72
Ferguson, John	1948, '49
Ferguson, Pedro	1957
Ferguson, John Bubba	1960
Ferry, Bobby	1968, '69 '70
Fields, Johnny	1959, '60
Fields, Milton	1980, '81 '82 '83*
Fillmore, Sedic	1989
Finch, James	1962, '63 '64*
Finney, Tom	1930
Fischel, Frank	1949, '50 '51
Fish, Reggie	2005, '06 '07 '09
Fishback, Herbert	1894, '95* '96* '97*
Fisher Jr., Kelvin	2012
Fleming, Bert R.	1907, '08 '09
Fletcher, Marion	1936, '37 '38
Fletcher, Reed	1913
Floor, Ben	1987, '88 '90
Flores, Shon	1989, '90
Flowers, Jeromy	1996, '97 '98 '99
Flowers, Trey	2011, '12, '13, '14*
Floyd, Cornelius	2014
Flynn, Austin	2012
Foliart, Josh	2000, '01
Fong, John	1958
Ford, Elton	2008, '09 '10, '11
Ford, Henry	1943, '44 '45* '46
Ford, Henry	1990, '91 '92 '93
Ford, Jerry	1954, '56 '57
Foreman, Jim	1953
Foreman, Marshall	1984, '85 '86
Forrest, Micheal	1975, '76 '77 '78
Forrester, Wm. Ron	1952, '53
Forsythe, Charles	1945
Forte, Elston	2005, '06 '07 '08
Forte, Ike	1974, '75*
Forte, Robert	1940, '41 '42*
Forte, Rod	1984, '85
Foster, Barry	1987, '88 '89
Fowler, Aubrey	1946, '47
Fowler, Tommy	1961
Franklin, Bill	1946, '47
Franklin, Jerry	2008, '09 '10, '11*
Franklin, Kenny	1986
Franklin, Luther	1982, '83 '84 '85

Frappia, L.A.	1915
Frazier, E.H.	1912, '15
Freeland, Stuart	1971, '72
Freeman, Grant	2008, '09 '10, '11
Freeman, Reggie	1975, '76 '77
Freeman, Stan	1978, '79
Freeman, Wm. A.	1897, '98 '99 '00
French, Keith	1971
Frieberger, John	1938, '39 '40
Fryer, Jimmy	1970
Fuchs, Rolland	1973, '74 '75
Fulbright, Bill	1921, '22 '23 '24
Fulbright, Jack	1918
Fulcher, Don	1975, '76
Fulcher, Ron	1973, '74 '75
Fuller, Bill	1953, '54 '55
Fuller, Dick	1970
Fulton, Earl	1933
Furo, Sammy	1949, '50
Futrall, Byron	1923, '24

G

Gaines, Rohan	2012, '13, '14
Gallon, Jimarr	2001, '02
Galloway, Bob	1976
Galloway, Neal	1981, '82
Garber, Russ	1969, '70 '71
Garcia, Desmond	1999, '00
Gardner, Carnall	1927, '28 '29
Gardner, Ellis	1934
Gardner, Gerald	1958, '59
Garner, Lynn	1967, '68 '69
Garner, Nate	2004, '05 '06 '07
Garner, Randy	1997, '98 '99 '00
Garlington, Tom	1951, '52
Garrett, Dean	1959, '60 '61
Garrett, Grant	1995, '96 '97 '98*
Garrett, Wayne	1955
Garrison, Greg	1981, '82 '83 '84
Gaston, James	1959, '60
Gatson, Carlos	1988
Gatson, Greg	2010, '11
Gatson, Greg	1982, '83 '84 '85
Gels, Clarence	1927, '28 '29*
Geiser, Elvin O.	1932, '33 '34
Geitner, John	1999, '00
Gentry, Williams	1926
Geoghagen, Danny	1968
Gervasi, Ray	2012, '13
Gibbs, Melvin	1964, '65 '66
Gifford, Todd	1988, '89 '90
Gilbert, Tyler	2011
Gilbow, Billy	1956, '57 '58
Gilbow, Matt	2004
Gilliam, Bobby	1953, '54 '55
Gilmore, George	1935, '36 '37
Ginn, Charles	1980, '81 '82
Ginn, Tom	1976, '78 '79
Glover, Steve	1972
Goff, Jeff	1978, '79 '80 '81
Gold, Paul	1917, '18*
Golden, Colby	
Goode, Brett	2003, '04 '05 '06

Goodman, John Ed	1983
Gordan, David	2009
Gordon, Minor	1916
Gordon, Nathan	1936, '37
Gotto, Bill	1971, '73
Grabel, Kent	1921
Gragg, Chris	2008, '10, '11, '12
Gramlich, Billy	1960
Grant, Michael	2004, '05 '06 '07
Graves, Cecil Buster	1951, '52 '53
Gray, Bill	1962, '63 '64*
Gray, Cord	2006, '08
Gray, Kenneth	1949
Gray, Oscar	1992, '93 '95
Grayson, Wade	2007, '08 '09 '10
Green, Broderick	2009, '10, '11
Green, Jared	2011, '12
Green, Jerry	1958, '59
Green, Orlando	1998, '99 '00
Green, Robert	1941, '42
Greenwell, Lynn	1958
Gregory, Chip	2007
Griffin, Mike	1970, '71 '72
Griffin, Robert	1949, '50 '51
Grizzle, Jim	1961, '62 '63*
Grooms, Richard	1988
Grovey, Quinn	1987, '88 '89 '90*
Guest, Gordon	1963
Gullett, David	1984
Gullett, Ryan	2003
Gundersen, Blake	2011
Gunn, David	1986
Gunn, Johnson	1952
Gunnell, G.W.	1896
Guynes, W.M.	1910, '11

H

Hackett, Khalia	2014
Haden, Jack	1933, '34 '35
Hagan, Chester Earl	1933
Hager, James	1946
Hale, Harver	1915, '16
Hale, Ryan	1995, '96 '97 '98*
Hales, Mike	1962
Hall, Carlos	1998, '99 '00 '01*
Hall, DeAnthony	1995, '96
Hall, George	1978, '79 '80 '81
Hall, Reggie	1985, '86 '87 '88
Hallum, Charles	1951, '52 '53
Halstead, Glenn	1944, '49
Ham, H.H.	1897, '99
Hamber, Harold	1940
Hamber, Walter	1938, '39
Hamilton, Cobi	2009, '10, '11, '12
Hamilton, Ed	1946, '48
Hamilton, Hartford	1965, '66 '67*
Hamilton, Norman	1922, '23 '24
Hamilton, Ray	1935, '36 '37
Hamilton, Sparky	1999, '00 '01 '02*
Hamlin, Ken	2000, '01 '02
Hammers, Ronnie	1968, '69 '70
Hampton, Dan	1975, '76 '77 '78
Hampton, Harvey	1973, '74 '75 '76



Ken Hamlin lettered at Arkansas from 2000-02 and left as UA's record holder for career tackles with 381. In 2000, he became the first Razorback freshman to lead the team in tackles as he collected 104. He was a first-team All-American in 2002 and a first-team All-SEC selection in 2001 and 2002. Following his career, he was drafted 42nd overall by the Seattle Seahawks in the 2003 NFL Draft.



Hampton, Robby	1999, '00
Hampton, William	1975, '76 '77 '78
Hanes, Bob	1965
Hanner, Dave	1949, '50 '51*
Hansard, Harry	1920, '21 '22
Hardin, T.H.	1915, '16 '17 '18
Hardwick, Richard	1954
Harmon, Neil	1927
Harnish, Roger	1969, '70
Harper, David	
Harper, Harb	1912
Harper, LaSalle	1987, '88
Harper, Jeremiah	1997, '98 '99 '00
Harrell, Gary	1967
Harrell, Derrick	1995
Harrell, Jeremy	2003, '04 '05 '06
Harrinton, Leroy	1921, '22
Harris, Albert	1986, '87 '89 '90
Harris, Alex	1995, '96 '97
Harris, Bret	2008, '09, '11
Harris, Corey G.	2000, '01
Harris, Elliott	2001, '02 '03 '04
Harris, Harold	1998, '99 '01
Harris, Jamel	1996, '97 '98 '99
Harris, Leotis	1974, '75 '76 '77*
Harris, Matt	2008, '09
Harris, Mike	1981, '82 '83
Harris, Muskie	1973, '74 '76 '77
Harris, Steven	2000, '01 '03 '04*
Harris, Tommy	1972, '73 '74 '75
Harris, Wayne	1958, '59 '60*
Harrison, Charles D.	1898, '99 '00
Harrison, Galloway C.	1911
Harrison, Marcus	2004, '05 '06 '07*
Harrison, Ralph	1925, '26
Harrison, Wm. Ringold	1919
Harriss, Al	1934
Harshaw, JuJu	1987, '88 '89
Hartsfield, Eddie	1973
Harvell, Gary	1967
Harvell, Don	
Hatcher, Keon	2012, '13, '14
Hatfield, Dick	1962, '63 '64*
Hatfield, Ken	1962, '63 '64*
Hau, Bobby	1982, '83
Hawkins, Eric	2013, '14
Hawkins, Wayman	1974, '75
Hay, Bruce	1976, '77 '78
Hayden, Kenneth	1940, '41
Hayden, W.W.	1894
Hayes, Bob	1957
Hayes, Orin	1928, '29 '30
Hayes, Phillip	1994, '95 '96
Hayes, Rockie	1982
Hayfron, Kweku	2001
Haynes, Bratton	1940, '41
Haynes, David	1980
Haynie, Bracy	1921, '22
Hebert, Dexter	1993, '95
Hedgepeth, Steve	1971, '72 '73*
Heim, Steve	1975, '76 '77
Henderson, Charles	1914
Henderson, Dematt	1899, '00
Henderson, Ed	1948
Henderson, Gerald	1956
Henderson, Mark	1997

Henderson, Paul	1958, '59 '60
Hendren, William	1967, '69
Henry, Cliff	1979, '80 '81
Henry, Hunter	2013, '14
Henry, Joseph	2009
Henry, Mark	1988, '89 '90 '91*
Henry, Michael	1995, '96 '97
Henry, Nathan	2001
Henry, Tyrone	1994, '95
Henson, David	1987
Henson, John	2012, '14
Henson, Harold Elgin	1945, '47 '48
Heringer, Al	1995, '97 '98
Herman, Chuck	1977, '78 '79
Hermann, Troy	1957
Herdond, Javontee	2010, '11, '12, '13
Hewitt, Matt	2006, '07
Hickey, Howard	1938, '39 '40*
Hickey, P.J.	2004
Hicks, Anthony	1993, '94 '95 '96
Hicks, Jared	2002, '03 '04 '05
Higgins, Mike	1994
Highsmith, Alonzo	2011, '12*
Hiilburn, Sam	1962
Hile, Kevin	1994
Hill, J.W.	1903
Hill, Madre	1994, '95 '98*
Hill, Tom	1984, '85
Hill, Wade	1991
Hillis, Peyton	2004, '05 '06 '07
Hines, Glen Ray	1963, '64 '65*
Hines, Glen Ray	1989, '90
Hines, Will	2012, '13
Hinson, Dock Newton	1918
Hinton, L.E. Percy	1910, '11, '12*
Hirschfield, Hal	1973
Hix, Billy	1948, '49
Hixson, Guy	1907, '08 '09
Hobbs, Gary	1998
Hobbs, Wilburn D.	1898, '99
Hocker, Zach	2010, '11, '12, '13
Hockersmith, Glen	1967, '68
Hockersmith, Steve	1969
Hodge, DeMarcus	2012, '13, '14
Hodge, Jim	1970, '71 '72*
Hoehn, Steve	1965, '66 '67
Hoffman, John	1945, '46
Hogan, Brad	1993
Hogan, Floyd	1973, '74
Hogue, David	1969, '70 '71*
Hogue, Larry	1950, '51 '52
Holderby, R.H.	1920
Holland, Kenneth	1946, '47
Hollander, Jim	1958, '59
Hollingsworth, Mark	1971, '72
Hollister, Cody	2014
Holloway, Derek	1980, '81 '82
Holloway, Judson	2002
Holly, Zeylon	1940
Holmes, Brandon	2000, '01 '02 '03
Holmes, Nate	2012
Holmes, O. Wendell	1928, '30 '31
Holmes, Price	2012, '13
Holmes, Tony	1986, '87
Holt, Jack	1935, '36 '37
Holthoff, Corky	

Hooper, Tommy	1968
Hopkins, Terry	1969, '70
Hopper, Tom	1969, '70
Hopson, E.E.	1906
Horne, Greg	1983, '84 '85 '86
Horner, John	1984
Horsfall, Frank	1895, '96 '97
Horton, Don	1955, '57 '58
Horton, Harold	1960, '61*
Horton, Julian	2010, '11, '12, '13
Horton, Tim	1986, '87 '88 '89*
Houfek, Keith	1979, '80*
House, Raymond	2000, '01 '02*
Houston, Chris	2004, '05 '06
Houston, Rex	1930
Howard, De'Arrius	2002, '03 '04 '05
Howard, Dexter	1991, '92 '93
Howard, Gerald	1998, '00 '01 '02
Howard, Gary	1961, '62 '63
Howard, Jim	1977, '78 '79*
Howard, Shedrick	1989
Howell, Jim Lee	1933, '34 '35
Hubbell, Webb	1967, '68
Huckeba, Jeb	2001, '02 '03 '04*
Hudson, Bryan	1994
Hudson, Steve	1988, '89 '90
Huffman, Bo	1957
Hughes, Howard	1947, '48
Hughes, Max	1980
Humphrey, Maudrecus	2010, '11
Hunt, Jackie	1962, '63
Hunter, Billy	1936
Hunter, Chris	1986, '87 '88 '89
Huntley, Bruce W.	1911, '12
Huntley, P.C.	1908, '09 '10 '11
Hurd, David	2012, '13
Hust, A.S.	1898
Hutton, Counts	1904, '05
Hyatt, Robert F.	1906

Ihrle, Mike	1982, '84
Ireland, Darwin	1990, '91 '92* '93
Irwin, Clark	2007
Irwin, Clark	1971, '72
Irwin, Jim	1971, '72
Irwin, Judson	1932*
Irwin, Terry	1974
Irwin-Hill, Sam	2013, '14

Jackson, Aaron	1986, '88 '89 '90
Jackson, Alfred	1991, '92 '93
Jackson, Bijhon	2014
Jackson, Carl	1943
Jackson, Ed	1979, '80 '81 '82
Jackson, E.D.	1989, '90 '91 '92*
Jackson, Eddie	2000, '01 '02 '03
Jackson, Elmer	1946, '47
Jackson, Farod	2004, '05 '06 '07
Jackson, John	2002, '03 '04
Jackson, Keith	2003, '04 '05 '06*
Jackson, Larry	1976, '77 '78*
Jackson, Marvin	2001, '03
Jackson, Nick	1995
Jackson, O.C.	1976, '77 '78
Jackson, Tarvaris	2002
Jacobs, Mike	1968
Jamerson, Charlie	1919, '20 '21
James, Bruce	1968, '69 '70
James, Dennis	1971, '72
James, Frank D.	1894, '96 '99
James, Michael	1989, '90 '91
Japp, Gus	1924, '25 '26
Jarvis, Hunter	2011
Jasper, Glen	2006
Jefferies, Elrod B.	1934, '35
Jeffers, Solomon L.	1897
Jefferson, Cameron	2014
Jefferson, Mike	1997
Jeffery, Tony	1991, '92
Jenkins, John	1971
Jenkins, J.R.	1984
Jenkins, Mike	1999
Jernigan, Hugh	1978, '79 '80
Jett, William	1904, '05*
John, Jim	1961, '62 '63
Johnson, Carl	1991, '92 '94 '95
Johnson, Charles	1943, '44
Johnson, Cordale	1992, '94
Johnson, Curtis	1988
Johnson, David	1974
Johnson, Dennis	2008, '09, '11, '12
Johnson, Derrick	1998, '99



Peyton Hillis lettered from 2004-07 for the Razorbacks and scored 23 total touchdowns in his career. He has played the past seven years in the NFL and won a nationwide fan vote that put him on the cover of the Madden NFL 12 video game.

Johnson, James	2002
Johnson, Jimmy	1962, '63 '64*
Johnson, Joe	1985, '86 '87 '88
Johnson, John	2003, '04 '05 '06
Johnson, Lee	1964, '65 '66
Johnson, Lewis	1931, '32 '33*
Johnson, Marius	1992, '93 '94 '95
Johnson, Rashaad	2007
Johnson, Ray Lee	1990, '91
Johnson, Robert	2004, '05 '06 '07*
Johnson, Robert	1935
Johnson, Shedrick	2005, '06 '07 '08
Johnson, Taiwan	2014
Johnson, Virgil	1941, '42
Johnson, Willie	1991, '92 '93 '94*
Jones, Alvin	1965, '66 '67
Jones, Austin	2012, '13
Jones, Ben	1942, '43*
Jones, Byron	2010, '11, '12, '13
Jones, Carroll	1944
Jones, Chadd	1997
Jones, Charles	1982
Jones, Chris	2014
Jones, David P.	1941, '42
Jones, DeQuinta	2009, '10, '11, '12
Jones, Felix	2005, '06 '07
Jones, Guy	1964, '65
Jones, Harry	1964, '65 '66
Jones, Herschel	1952
Jones, Jamie	1971
Jones, Jerry	1962, '63 '64*
Jones, Jeryl	1983, '84 '85
Jones, J.J.	1996, '97 '98 '00
Jones, Matt	2001, '02 '03 '04*
Jones, Meredith	1941, '42
Jones, Nathan	1981, '82 '83 '84
Jones, Patrick	2007, '08 '09 '10
Jones, Ricky	1982
Jones, Ronnie	1969, '70 '71*
Jones, Steve	1971
Jones, Steve	1984, '85 '86 '87
Jones, Todd	1987, '88
Jones, Tom	1979, '80 '81 '82
Jones, Tommy	1991
Jordan, Clark	1932, '33 '34
Jordan, George	1932, '33
Jordan, George	1958
Jordan, Ivan	1972, '73 '74 '75
Jordan, Jim	1968
Jordan, Mike	1964, '65 '66
Jurecka, Mike	1975
Jurney, Bill	1950, '51

Kaiser, Earl	1952
Karr, Elwin	1931
Kauffman, Charlie	
Keen, Allen	1935, '36
Keith, Lee	1991
Kelleybrew, Kaelon	2012
Kelly, M. LeRoy	1929, '30 '31
Kelly, Owen	1989, '90 '91 '92*
Kelly, Randy	2004, '05 '06
Kelly-Thomas, Darrell	2012
Kelson, Mike	1969, '70 '71*
Kempf, Kevin	1992
Kennedy, Bill	1970, '71
Kennedy, Brandon	2002, '03 '04 '05*

Kennedy, Kenoy	1996, '97 '98 '99*
Kennedy, Kerry	1990, '91 '92
Kenney, James S.	1913, '14
Kent, Delancey	1996, '97 '98 '99
Kerby, Kent	1927, '28
Kersey, Rick	1968, '69 '70
Kessinger, Jim	1984, '86 '87
Kestner, Troy	1991, '92
Ketcher, William	1966, '67
Keyes, Morgan	1997
Keyser, Dick	1953
Kidd, Carl	1993, '94
Kidd, Keith	1981, '82 '83
Kilbourn, Rex	1921, '22
Kilgore, Larry	1970, '71
King, Bobby	1982, '83
King, Cyrus	1924
King, Lee	1972, '73 '74
King, Les	1977
King, Steve	1972
Kingsby, Jim	1982
Kinnebrew, Chris	1992, '93 '94
Kinyo, John	1989
Kirby, Chris	1990, '91
Kirk, Paul	1979
Kirkland, Denver	2013, '14
Kirkland, Mike	1972, '73 '74 '75
Knapp, Trent	1992, '93 '94
Kobel, Raleigh	1894
Kobza, Marty	1982
Koch, Greg	1973, '74 '75 '76
Kolb, Jim	1954
Kolenda, Greg	1976, '77 '78 '79
Korte, Steve	1981, '82
Kyle, Winton	1929, '30
Kyser, Billy	1957, '58 '59

Lackey, Greg	1968
Lacy, Bo	2001, '02 '03*
LaFarge, Richard	1973, '74 '75
LaForge, Ralph	1932, '33 '34
Lahay, Bruce	1978, '79 '81
Lairmore, Chad	
Lairmore, F.G.	1938
Lake, Howard	1933, '34
Lake, Jarrett	2010, '11, '12, '13
Lalman, Ed	1936, '37
Lamb, Jerry	1962, '63 '64*
Lambert, Eugene	1927, '28
Lambright, Frank	1944, '47 '48
Lancaster, Sacha	1998, '99 '00 '01
Lancelot, John	1957
Lane, Calvin	1944, '45
Langston, James	
Langston, Tim	1960, '61 '62
Lashley, David	1951, '52 '53
Lasker, Greg	1982, '83 '84 '85*
Latourette, Todd	1995, '96 '97 '98
Lawhorn, Jay	1940, '41 '42
Leandre, Walner	2007, '08
Ledbetter, Homer	1929, '30 '31
Lee, Mark	1981, '82 '83 '84*
Lemond, Martin	1976
Lenz, Bill	1985
Leon, Anthony	2009, '10
Letsinger, Leslie	1958, '59 '60
Leverett, Charles D.	1906



Dan Hampton was one of the best defensive linemen to ever play the game. He played for Arkansas from 1975-78 before being selected with the fourth overall pick of the 1979 NFL Draft by the Chicago Bears. He went on to play in four Pro Bowls and was elected to the Pro Football Hall of Fame in 2002.

Pickett, Ivan	1991, '92
Pierce, Bill	1980
Pierce, Mark	2001, '02 '03
Pinkston, Greg	1955, '56 '57
Pipkin, Joyce	1946*, '47
Pitner, Matt	1989, '90
Pitts, R.C.	1941
Plafcan, Cole	1994
Plunk, Jim	1997
Poff, A.A.	1912
Polk, Tommy	1961, '62
Pollard, J.W.	1895, '96
Poole, Dedrick	2002, '04 '05
Poole, H.L. Ike	1933, '34 '35
Potts, Thomas O.	1896
Powell, Cliff	1967, '68 '69*
Powell, William	1969
Powers, Ryan	2007, '08 '09 '10
Poydras, Marcellus	1999, '00 '01 '02
Prescott, Mark	1980
Pressley, Chase	2003, '05 '06
Preston, Doyle	1992, '93
Price, Jim	1963, '64
Price, John	1982
Price, Kerwin	1988, '89 '90 '91
Price, Donny	1973
Pritchard, Ross	1946, '47 '48 '50
Procter, Bobby	1953, '54*
Proud, Bryan	
Pruitt, Grant	1998
Pruett, John R.	1905
Pryor, Jerry	1992
Pryor, R. Dean	1950, '51 '52*
Ptak, James V.	1919
Pullen, James	1964
Putman, L.E.	1896

R

Raether, Pete	1990, '91 '92
Ragland, H.S.	1901, '02 '03*
Ragnow, Frank	2014
Rainwater, Elmer	1922, '23
Ramey, Paul	1967
Ramsay, Louis	1940, '41
Ramsey, Charles	1953
Ramsey, Randy	2014
Randolph, Billy R.	1943
Rankin, Roxie	1943
Rasner, Ross	2009, '10, '11, '12
Ratcliff, E.M.	1912, '13
Rawlings, Ralph	1936, '37
Ray, Alvin	1998, '00
Ray, Herman	1934
Ray, Lance	2010
Reavis, David	1970, '71 '72
Reber, Kent	1981, '82 '83
Reed, Don	1956
Reed, Jim Ed	1997, '99 '00
Reed, J.L.	1912
Reed, R.G.	1912
Reed, Robert	1994
Reed, Scott	1983
Reed, Tom	1970, '71 '72*
Rees, John Aaron	2005, '06 '07 '08
Rees, John	1968, '69 '70
Reginelli, Phillip	1951, '53
Reichardt, Chris	1914, '15 '16*
Reichert, James	1947 '48



Billy Ray Smith Jr. was a two-time All-American selection at Arkansas and was the fifth overall pick of the 1983 NFL Draft by the San Diego Chargers. His father, Billy Ray Smith Sr., also played for the Razorbacks and in the NFL.

Reid, Jim	1956
Reinig, Mike	1976
Reith, Jerry	2002, '03
Renfro, Elza	1923
Reppond, Mike	1970, '71 '72
Reuter, Buddy	1958, '59
Revard, Ron	1971, '72
Reynolds, Bobby	1962
Rhiddlehoover, Jon	1972, '73 '74
Rhodes, Danny	1971, '72 '73*
Rhyme, Jake O.	1912
Richard, Don	1947
Richard, Jack S.	1948, '50
Richardson, Ernie	1965
Richardson, Jon	1970, '71 '72
Richardson, Kevin	2014
Richardson, Lawrence	2001, '02 '03
Richardson, Malterral	2004, '05 '06 '07*
Richardson, Rhett	2007, '08 '09 '10
Richardson, Richard	1979, '80 '81 '82*
Reiderer, Don	1948, '49 '50
Riley, Ozzie	1977, '78 '79
Rinehart, Jim	1949, '50 '51
Ritschel, Don	1956, '57 '58
Rivers, Scott	1994, '95 '96*
Robbins, Jack	1935, '36 '37*
Roberts, Odus	1937
Roberts, Theron	1946, '47 '49
Roberts, Wayland	1953, '54 '55
Robinson, Antwain	2005, '06 '07 '08
Robinson, Gary	1964*
Robinson, Jack	1929, '30 '31
Robinson, Lerinezo	2002, '03 '04 '05
Robinson, Michael	2003, '04
Roebuck, Gene	1958
Roesler, Karl	2014
Rogers, Darren	2002, '03 '04
Rogers, Tommy H.	1894, '95
Rogers, William Buddy	1948, '49 '50
Rogers, Yandell	1922, '23 '24*
Rolen, Chad	1987, '88 '89 '90*
Roper, Bobby	1964, '65*
Roper, Gary	1974
Roper, Kyle	2002, '03 '04 '05*
Rose, Glen	1925, '26 '27
Ross, J.R.	1976, '77
Roth, Jim	1952, '53 '54*
Rouse, James	1985, '87 '88 '89
Rowland, Eckel	1949
Rownd, Ed	1971, '72 '73
Rucker, Choice	1933, '34 '35*
Rucker, Jeff	1924, '25
Rucker, Paul	1932, '34
Ruckers, Madison	1942
Rudasill, Bill	1983
Rudd, James T.	1912, '13 '14* '15*
Ruggles, William A.	1900, '01 '02
Ruple, Ernest	1965, '66 '67*
Rusher, Gus	1969, '70 '71
Rushing, Gerald	1920, '21 '22
Rushing, Jack	1948, '49 '50
Russell, Derek	1987, '88 '89 '90
Russell, Randy	1989
Rutherford, R.P.	1895, '96
Rutledge, John	2000
Rystrom, Tom	1976

S

Sadler, Dennis	1972
Sadler, Nelson	1927
Sadler, Wm. P.	1914, '15
Sagley, Floyd	1951, '52 '53
Sain, Tommy	1964, '65
Saint, Mike	1970, '71 '72
Saint Pierre, Bob	1952
Sales, Roland	1977, '78 '79*
Saliba, Eddie	1937
Salley, Bryan	1979
Sallings, Max	1941, '42
Salters, Carlton	2007, '08 '09
Sampson, Howard	1974, '75 '76 '77*
Sanders, C.F.	1895
Sanders, Carrel	1917
Sanders, Curtis	1998, '99
Sanders, David	1994, '95 '96 '97
Sanders, Percy	1935, '36
Sandlin, Kenny	1998, '99 '00 '01*
Savage, Jeff	1992
Saxton, Jerry	1977, '78
Scanlon, Kevin	1978, '79
Scalet, Joe	1938
Scarborough, David	1941, '42
Schalchin, George	1912
Schaufele, Louis	1948, '49 '50
Schaufele, Mike	1967
Scheel, Doug	1971, '73
Schell, David	1984, '85 '86 '87
Schmidt, Harold	1940
Schoolcraft, Jim	1982, '83
Schoonover, Wear	1927, '28 '29
Schumchyk, Frank	1944
Schumchyk, Mike	1944, '45 '48
Scott, Brad	1924, '25* '26
Scott, Carl L.	
Scott, Clyde	1946, '47 '48*
Scott, Earl	1992, '93 '94 '95
Scott, John T.	1900
Scott, Justin	2001, '02 '03*
Scott, Mike	1976, '77 '78
Scott, Tracy	1949
Seamster, Savoy	1935
Smith, Demetrius	1895
Smith, Dewitt	1967, '68 '69
Smith, Elmer	1949
Smith, Emanuel	1996, '97 '98 '99
Smith, Fred	1924
Smith, Gerald	1986, '87
Smith, Hezekiah	2006, '07
Smith, Howard	
Smith, James H.	1949, '50 '51
Smith, James R.	1945
Smith, Jarrette D.	1948, '49
Smith, L.P.	1916, '17 '18 '19
Smith, Mark	1986
Smith, Mark	1993, '94 '95 '96*
Smith, Martin	1982
Smith, Michael	2006, '07 '08 '09*
Smith, Minor	1924, '25 '26
Smith, Richard	2000, '01 '02 '03
Smith, Robin	
Smith, Rollen	1973, '74*
Smith, Ronnie Mac	1962, '63 '64*
Smith, Tim	1987
Smith, Trey	1982
Smith, Wm. Joseph	1951
Smith, Zack	1938
Smitley, Claud	1964, '65 '66
Smothers, Mitch	2011, '13, '14
Snider, Zach	2005
Snowden, Michael	1996, '97 '98 '00
Soli, Junior	1992, '93 '94 '95
Sorahan, Ryan	2001, '02 '03
Souter, Ted	1954, '55 '56*
South, Ronny	1965, '67
Southerland, William	1938
Spain, Harold	1951, '52 '53
Spaight, Martrell	2013, '14
Spangler, Shannon	1989
Spann, Dwayne	1988
Sparks, Claude	1908, '09
Sparks, Stan	1962, '63
Spencer, Edward	1954
Spencer, Terry	1990, '91 '92
Sperring, James	1951, '52
Spillers, Ray	1934, '35 '36
Spivey, Bill	1933, '34
Spriggs, David	1974
Sprinkle, Jeremy	2013, '14
Stadther, Zach	2008, '09 '10, '11
Stallings, Randall	1936, '37 '38
Stancil, William	1948, '49
Stankovitch, Bob	1968, '69



Pat Summerall was a defensive end, tight end and placekicker for the Razorbacks from 1949-51. He served as a team captain in 1951 and was selected in the fourth round of the 1952 NFL Draft by the Detroit Lions. Summerall went on to a 10-year NFL career before moving into the broadcast booth, where he worked for CBS, ESPN and Fox. He was paired with John Madden for 22 years to make up one of the most well-known broadcast partnerships in TV history.

Smith, Calvin	1945
Smith, Carl C.	1899
Smith, Chris	2010, '11, '12, '13*
Smith, Clarence	1920, '21 '22*
Smith, Cornelius	1976, '77
Smith, Darrell	2010
Smith, Darrell	1999
Smith, Demetrius	1990, '91 '93 '94
Smith, Dewitt	1967, '68 '69
Smith, Elmer	1949
Smith, Emanuel	1996, '97 '98 '99
Smith, Fred	1924
Smith, Gerald	1986, '87
Smith, Hezekiah	2006, '07
Smith, Howard	
Smith, James H.	1949, '50 '51
Smith, James R.	1945
Smith, Jarrette D.	1948, '49
Smith, L.P.	1916, '17 '18 '19
Smith, Mark	1986
Smith, Mark	1993, '94 '95 '96*
Smith, Martin	1982
Smith, Michael	2006, '07 '08 '09*
Smith, Minor	1924, '25 '26
Smith, Richard	2000, '01 '02 '03
Smith, Robin	
Smith, Rollen	1973, '74*
Smith, Ronnie Mac	1962, '63 '64*
Smith, Tim	1987
Smith, Trey	1982
Smith, Wm. Joseph	1951
Smith, Zack	1938
Smitley, Claud	1964, '65 '66
Smothers, Mitch	2011, '13, '14
Snider, Zach	2005
Snowden, Michael	1996, '97 '98 '00
Soli, Junior	1992, '93 '94 '95
Sorahan, Ryan	2001, '02 '03
Souter, Ted	1954, '55 '56*
South, Ronny	1965, '67
Southerland, William	1938
Spain, Harold	1951, '52 '53
Spaight, Martrell	2013, '14
Spangler, Shannon	1989
Spann, Dwayne	1988
Sparks, Claude	1908, '09
Sparks, Stan	1962, '63
Spencer, Edward	1954
Spencer, Terry	1990, '91 '92
Sperring, James	1951, '52
Spillers, Ray	1934, '35 '36
Spivey, Bill	1933, '34
Spriggs, David	1974
Sprinkle, Jeremy	2013, '14
Stadther, Zach	2008, '09 '10, '11
Stallings, Randall	1936, '37 '38
Stancil, William	1948, '49
Stankovitch, Bob	1968, '69
Stanley, Tom E.	1902, '03 '05
Stansberry, E.E.	1914, '15 '16
Staveland, Mark	2002
Steeleman, Harold	1954, '55
Steeleman, Tyler	2007
Steger, Curtis	1984
Stendel, Marvin	1950
Stevenson, James E.	1916
Stewart, Andru	2009, '10
Stewart, George	1978, '79 '80*
Stewart, Randy	1963, '64 '65*
Stewart, Terry	1967, '68 '69*
Stewart, Wayne	1986, '87 '88
Stiggers, Gary	1977, '78 '79 '80
Stinson, Rod	1997, '98 '99 '00
Stitten, John	1984, '85 '86 '87
Stockdell, Cary	1968, '69
Stockton, Harold	1948, '50
Stoerner, Clint	1996, '97 '98 '99*
Stolt, Alan	
Stone, Donnie	1956, '57 '58
Storey, Shane	1987
Stout, Robert	1937, '38 '39
Stout, Louis	1930, '31 '32
Stover, Donald	1912
Strain, Ray	1972
Straschinske, Ray	1990, '91 '92 '93
Street, Russell	1999
Strickland, J.S.	1897
Stringer, Chris	2012, '14
Stringer, Tom	1951
Struebing, Don	1993
Stumon, Van	2008, '09 '10
Sullivan, Jerry	1977, '78
Summerall, Pat	1949, '50 '51*
Summers, Scott	2002
Sutherland, Bruce	1978, '81
Sutton, John	1975
Sutton, John	1940, '41
Sutton, Wm. Buddy	1950, '51 '52*
Swanson, Bill	1983
Swanson, Travis	2010, '11, '12*, '13*
Swartz, Anthony	1994, '95
Swartz, Matt	2000
Switzer, Barry	1957, '58 '59*
Switzer, Greg	1988, '89 '90 '91

T

Tackett, Buddy	1962, '63
Tallent, Major	1948
Talley, Fred	2000, '01 '02*
Tanner, Terry	1980
Tate, Austin	2010, '11, '12, '13
Tatum, Terry	1982, '83 '84 '85
Taylor, Brad	1981, '82 '83 '84
Taylor, Brad	2012, '13
Taylor, Jim	1971, '72
Taylor, John	1975, '76



Travis Swanson was a two-time captain for the Razorbacks and four-year starter at center. He was the leader up front for one of the most prolific offenses in the nation in 2010 and 2011. Swanson was a third-round NFL Draft selection and currently plays for the Detroit Lions.

Tegethoff, Carl	1981, '82
Temple, Charlie	1949
Templeton, Mason	2004, '05 '06
Tejada, Alex	2007, '08 '09 '10
Thielemann, R.C.	1973, '74 '75 '76
Thomas, Barry	1982, '83
Thomas, Bill	1943
Thomas, Brad	1973, '74 '75
Thomas, Billy Ray	1944, '46 '47 '48
Thomas, Champ	1967
Thomas, Curtis	1991, '93 '94
Thomas, Derrick	1983, '84 '85 '86*
Thomas, Floyd	1947
Thomas, Greg	1984, '85 '86 '87*
Thomas, Mick	1989, '90 '91
Thomas, Robert	2011, '12, '13*
Thomas, Tramain	2008, '09 '10, '11
Thomas, Travis	1922, '23 '24
Thomas, Will	1901
Thomas, Zhamal	2009, '10
Thomason, George	1950, '51 '52
Thomason, Joe	1953, '54 '55
Thompson, David	2004, '05
Thompson, Derrick	1992
Thompson, Lance	2005, '06 '07 '08
Thompson, Skip	1987, '88
Thorpe, Wilfred	1937, '38 '39
Thornton, DuVall	1947, '48 '49
Tibbitts, Joe	1941, '42
Tidwell, Chris	1995
Tolbert, James	1979, '80 '81
Toliver, Henre'	2014
Toole, Drew	1971, '72
Toussaint, James	2002
Towler, George F.	1898
Townsend, Curtis	1975, '76
Trail, Ray	1960, '61 '62*
Trail, Richard	1964, '65 '66
Trainor, Kendall	1985, '86 '87 '88
Tranham, Tommy	1965, '66 '67
Tranum, Billy	1957, '58 '59
Travis, Tony	1992
Tretola, Sebastian	2014
Tribble, Russ	1973, '75
Triesch, Conrad	1914
Troillett, Ralph	1952, '53*
Troxell, Billy F.	1948
Troxell, Jack	1951, '52
Trusty, Reggie	1988, '89
Trusty, Ronnie	1980, '81
Tubbs, Zac	2002, '03 '04 '06*
Tuck, Crosby	2008
Tucker, Austin	2009, '10
Tunnah, B.	1910
Turner, A.J.	2012
Turner, A.S.	1911, '13 '14
Turner, Alan	2011, '12, '13, '14*
Turner, John	1970
Turner, Keith	2000, '02
Turner, Terry	1970

U	
Uekman, Garrett	2011
Ugoh, Tony	2003, '04 '05 '06*
Underwood, Ronnie	1954, '55 '56
Upchurch, Andy	1983, '84 '85*
Uptmoor, Bernard	1928, '29 '30

V	
Van Dover, Jimmy	1956, '58
Van Dyke, Sammy	1984, '85 '86 '87
Van Es, Wendell	
Van Poucke, M.L.	
Van Sickle, Clifford	1934, '35 '36*
Van Sickle, Clyde	1927, '28 '29
Valdez, Jose	2006, '07 '08
Vanderverter, James	1899
Vanvalkenburgh, Horace	1904, '05
Vanvalkenburgh, Wm. M.	1906
Vaughn, Vickiel	2002, '03 '04 '05*
Vavra, Brian	2005, '06 '07
Vernon, Thomas Jerry	1951
Vestal, Steve	1970
Vickers, Rick	1970
Villarreal, Ernie	1984, '86
Vincenheller, Ashton	1897, '98 '99 '00*
Vinnett, Darius	2004, '06*
Voelzke, Alex	2012, '13, '14
Volentine, Paul	1913

W	
Wade, Chris	2006, '07
Wade, Marquel	2011
Wade, Vernon	1992, '93 '94
Wait, Matt	1994, '95 '96 '97
Walker, George	1954, '55 '57*
Walker, George Rea	1962, '63*
Walker, Jimmy	1975, '76 '77 '78*
Walker, Kody	2013, '14
Walls, Gavin	2001, '02*
Walls, Stephen	1990, '91 '92
Walston, Dave	1962, '63
Walters, Danny	1980, '81 '82
Walters, Steve	1969, '70
Ward, Bill	1950
Warren, Billy	1983, '84
Warren, Chris	1975, '76
Warren, Corey	2000
Warren, Earl	1953
Warren, Robert	1952, '53
Washburn, Jeremiah	1997, '98 '99
Washington, Carroll	2013, '14
Washington, Cedric	2003, '04 '05 '06
Washington, Charles	1983, '84 '85 '86
Washington, Dallas	2004, '06 '07 '08
Watkins, James	1906
Watkins, Larry	1964, '65 '67*
Watkins, Ronald	2011
Watkins, Wayne	1952
Watkins, William	1973

Watson, Alan	1973, '74
Watson, John R.	1903
Watters, Orlando	1991, '92 '93
Weatherford, Zach	1994
Weatherthorn, Jr., Carl	1944
Webb, Charles W.	1902
Webster, Tim	1968, '69 '70
Weems, Orson	1981, '82 '83
Welch, Charles	1923
Welch, Jerry	1962, '63 '64*
Wells, Ira	1983, '84
Wells, John A.	1948
Wesley, Donte	1998
Wessinger, Randy	1978, '79 '80
West, A.L.	1898
Westerman, Bruce	1990
Westphal, Benny	1973, '75
Wewetzer, Jeff	1988, '89
Wheat, John	1971, '72
Wheeler, Earl	1943, '44 '45* '46
Whisenhunt, Jim	1966
White, Barnabas	1974, '76 '77
White, Bob	1966, '67 '68
White, Bryan	1984, '85 '86 '87
White, Dale	1975, '76 '77 '78
White, Eddie	1981, '82 '84
White, Larry	1975, '76
White, LaZerius	1999, '00 '01*
White, Marsh	1972, '73
White, Nathaniel	1982, '84 '85 '86
White, Steed	1946, '47
Whitfield, Billy	1957
Whitmore, Marcus	2003, '04*
Whittaker, Leon	1947
Whitted, Erik	1984, '85 '86 '87
Whitworth, Charles	1955, '56 '57
Wilber, Rusty	1976, '77
Wilcoxon, Robert	1982, '83 '84
Wiley, Brian	2000
Wilkins, Charles	1925
Williams, Bobbie	1996, '97 '98 '99
Williams, Bobby	1960
Williams, Calvin	1984, '85
Williams, D.J.	2007, '08 '09 '10*
Williams, Dale	1984, '85
Williams, Damian	2006
Williams, Darrell	1959, '60 '61
Williams, Demetrius	2012
Williams, Desmond	2005, '06 '07
Williams, Eddie "Boo"	1999, '00
Williams, Fred	1949, '50 '51
Williams, Gary	1978
Williams, Jarrell	1959, '60
Williams, Jim	1963, '64 '65*
Williams, Jimmy	1988, '89
Williams, John	1920
Williams, Jonathan	2012, '13, '14
Williams, Josh	2014
Williams, Les	1970, '71 '72
Williams, Michael	1996, '97 '98 '99
Williams, Patrick	1987, '88 '89

Williams, Paul X.	1928
Williams, Ray E.	1920, '21 '22
Williams, Rickey	1984, '85 '86 '87*
Williams, Stanley	1977, '78
Williams, Terrell	2009, '10, '11, '12
Williams, Tom	1923
Williamson, John	1989
Wilson, Bill	1957
Wilson, Clint	1983
Wilson, Demetrius	2012, '14
Wilson, George	2001, '02 '03*
Wilson, Harry	1997, '98
Wilson, Jeremy	1996
Wilson, Joe Bill	1954
Wilson, Richard	1980
Wilson, Tyler	2009, '10, '11*, '12*
Wilson, William	1915, '16 '17
Wilson, William O.	1902, '03
Wingfield, Greg	1985
Wingo Jr, Ronnie	2009, '10, '11, '12
Winkleman, Ben	1917, '18 '19 '20 '21*
Winkleman, Charles	1924
Winston, Billy	1986, '87 '88 '89
Winston, Darius	2009, '10, '11, '12
Winston, Dennis	1973, '74 '75 '76
Winston, JaMichael	2013, '14
Winston, Marc	2005
Winston, Rodney	1988, '89 '90
Winters, Alva	1926, '27 '28*

Z	
Zinamon, Berg	1980, '81 '82 '83*
Zoll, Alan A.	1915, '16

Y	
Yager, Richard	1991, '92 '93
Yarborough, Byron	1984, '85 '86
Yates, A.J.	1938, '39 '40*
Yeager, Kelly	1991, '92 '93
Yoder, Douglas	1972, '73 '74 '75
Yoes, Oran C.	1920
Young, Charles	1949
Young, Clint	1910, '11
Young, Henderson	1919
Young, James	1943, '44*
Young, Michael	2004
Young, Theo	1983, '84 '85 '86
Youngblood, Jim	2009

Z	
Zinamon, Berg	1980, '81 '82 '83*
Zoll, Alan A.	1915, '16



Tony Ugoh was a three-year starter at Arkansas and earned first-team All-SEC honors. He was taken in the second round of the 2007 NFL Draft by Indianapolis and helped the Colts win Super Bowl XLVI.



ALL-TIME COACHING STAFFS

2014

Jeff Long, AD
Bret Bielema, HC
Jim Chaney, OC/OB
Robb Smith, DC/Sec.
Randy Shannon, Sr. Assoc. HC/LB
Sam Pittman Assoc. HC/Rec./OL
Clay Jennings, DB
Barry Lunney Jr., TE
Rory Segrest, DL/Specialists
Michael Smith, WR
Joel Thomas, RB

2013

Jeff Long, AD
Bret Bielema, HC
Chris Ash, DC/Sec.
Jim Chaney, OC/OB
Sam Pittman, Assoc. HC/Rec./OL
Charlie Partridge, Asst. HC/DL
Taver Johnson, CB
Barry Lunney Jr., TE
Randy Shannon, LB
Michael Smith, WR
Joel Thomas, RB

2012

Jeff Long, AD
John L. Smith, HC
Paul Haynes*, DC/Sec.
Paul Petrino, OC/OB
Steve Caldwell, DE/STC
Taver Johnson, Asst. HC/LB
Bobby Allen, Secondary
Kris Cinkovich, WR
Tim Horton, RB/Rec.
Chris Klenakis, OL
Kevin Peoples, DT

2011

Jeff Long, AD
Bobby Petrino, HC
Garrick McGee, OC/OB
Willy Robinson, DC/Sec.
John L. Smith, OLB/STC
Bobby Allen, DT
Steve Caldwell, DE
Kris Cinkovich, WR
Tim Horton, RB/Rec.
Reggie Johnson, ILB
Chris Klenakis, OL

2010

Jeff Long, AD
Bobby Petrino, HC
Garrick McGee, OC/OB
Willy Robinson, DC/Sec.
John L. Smith, STC/OLB
Bobby Allen, DT
Steve Caldwell, DE
Kris Cinkovich, WR
Tim Horton, RB/Rec.
Reggie Johnson, ILB
Chris Klenakis, OL

2009

Jeff Long, AD
Bobby Petrino, HC
Mike Summers, Asst. HC/OL
Paul Petrino, OC/WR
Willy Robinson, DC/S
John L. Smith, STC/OLB
Bobby Allen, DT
Kirk Botkin, DE
Tim Horton, RB/Rec.
Reggie Johnson, ILB
Garrick McGee, OB

2008

Jeff Long, AD
Bobby Petrino, HC
Mike Summers, Asst. HC/OL
Paul Petrino, OC/WR
Willy Robinson, DC/S
Bobby Allen, DT
Kirk Botkin, DE/ST
Tim Horton, RB/TE/Rec.
Reggie Johnson, LB
Garrick McGee, OB
Lorenzo Ward, Sec.

2007

Frank Broyles, AD
Houston Nutt, HC
Reggie Herring, DC/LB
David Lee, OC/OB
Mike Markuson, OL/Run Game Coord.
Alex Wood, WR/Pass Game Coord.
Bobby Allen, CB
Tim Horton, RB
Tracy Rocker, DL
James Shibest, TE/Specialists
Chris Vaughn, S

2006

Frank Broyles, AD
Houston Nutt, HC
Reggie Herring, DC/LB
Gus Malzahn, OC/WR
Mike Markuson, OL/Run Game Coord.
Alex Wood, OB/Pass Game Coord.
Bobby Allen, CB
Louis Campbell, Sec.
Danny Nutt, RB
Tracy Rocker, DL
James Shibest, TE/Specialists

2005

Frank Broyles, AD
Houston Nutt, HC
Reggie Herring, DC/LB
Paul Petrino, OC/OB
Roy Wittke, OB/Pass Game Coord.
Bobby Allen, CB
Clifton Ealy, TE
Danny Nutt, RB
Tracy Rocker, DL
James Shibest, WR/Specialists
Chris Vaughn, S/Rec.

2004

Frank Broyles, AD
Houston Nutt, HC
Dave Wommack, DC/ILB
Mike Markuson, OL/Run Game Coord.
Roy Wittke, OB/Pass Game Coord.
Bobby Allen, DT
Clifton Ealy, TE
Danny Nutt, RB
Tracy Rocker, DL
James Shibest, WR/Specialists
Chris Vaughn, OLB/Rec.

2003

Frank Broyles, AD
Houston Nutt, HC
Dave Wommack, DC/ILB
Mike Markuson, OL/Run Game Coord.
Roy Wittke, OB/Pass Game Coord.
Bobby Allen, CB/FS
Clifton Ealy, TE
Danny Nutt, RB
Tracy Rocker, DL
James Shibest, WR/Specialists
Chris Vaughn, OLB/SS/Rec.

2002

Frank Broyles, AD
Houston Nutt, HC
Dave Wommack, DC/CB/FS
Bobby Allen, OLB/MLB
David Lee, QB
Mike Markuson, OL
Danny Nutt, RB
George Pugh, TE/Rec.
Kacy Rodgers, DL
James Shibest, WR/Specialists
Chris Vaughn, OLB/SS

2001

Frank Broyles, AD
Houston Nutt, HC
John Thompson, DC/ILB
Bobby Allen, DL
David Lee, QB
Mike Markuson, OL
Danny Nutt, RB
George Pugh, Rec./WR
James Shibest, TE/Specialists
Chris Vaughn, OLB
Dave Wommack, Sec.

2000

Frank Broyles, AD
Houston Nutt, HC
Fitz Hill, Asst. HC/Rec. Coord./WR
Bobby Allen, Co-DC/LB
John Thompson, Co-DC/Secondary
Joe Ferguson, QB
Bill Johnson, DL
Mike Markuson, OL
Danny Nutt, RB
James Shibest, TE/Special Teams
Chris Vaughn, Bandits/Rovers

1999

Frank Broyles, AD
Houston Nutt, HC
Bobby Allen, Co-DC/ILB
Gus Malzahn, OC/WR
Clifton Ealy, Bandits/Rovers
Joe Ferguson, QB
Fitz Hill, WR
Mark Hutson, TE/STC
Danny Nutt, RB
Mike Markuson, OL
Danny Nutt, RB

1998

Frank Broyles, AD
Houston Nutt, HC
Bobby Allen, Co-DC/ILB
Keith Burns, Co-DC/Secondary
Clifton Ealy, Bandits/Rovers
Joe Ferguson, QB
Fitz Hill, WR
Mark Nutt, TE/Special Teams
Bill Keopple, DL
Mike Markuson, OL
Danny Nutt, RB

1997

Frank Broyles, AD
Danny Ford, HC
Miles Aldridge, DC/LB
Kay Stephenson, OC/RB
Louis Campbell, Asst. HC/DB
Mike Bender, OG/C
Joe Ferguson, QB
Fitz Hill, WR
Charley North, OT/TE
Jim Washburn, DL
Dennis Winston, OLB

1996

Frank Broyles, AD
Danny Ford, HC
Miles Aldridge, DC/LB
Mike Bender, OL
Louis Campbell, Asst. HC/DB
Rockey Felker, OB
Fitz Hill, WR
David Mitchell, RB
Charley North, OT/TE
Joe Pate, LB
Jim Washburn, DL

1995

Frank Broyles, AD
Danny Ford, HC
Mike Bender, OL
Louis Campbell, DB
Joe Lee Dunn, DC
Rockey Felker, QB
Fitz Hill, WR
David Mitchell, RB
Charley North, OT/TE
Joe Pate, LB
Jim Washburn, DL

1994

Frank Broyles, AD
Danny Ford, HC
Louis Campbell, DB
Rockey Felker, QB
Fitz Hill, WR
Buddy King, OT/TE
Joe Kines, Asst. HC/DC
David Mitchell, RB
Joe Pate, LB
Larry Van Der Heyden, OG/C
Jim Washburn, DL

1993

Frank Broyles, AD
Danny Ford, HC
Louis Campbell, DB
Greg Davis, OB
Rockey Felker, RB
Fitz Hill, WR
Buddy King, OT/TE
Joe Kines, Asst. HC/DC
Joe Pate, DL
Scott Smith, LB
Larry Van Der Heyden, OG/C

1992

Frank Broyles, AD
Jack Crowe, HC*
Joe Kines, DC/LB/HCH#
Louis Campbell, DB
Scott Conley, TE
Greg Davis, OC/OB
J.B. Grimes, OL
Fitz Hill, DB/LB
Houston Nutt, WR
Joe Pate, Asst. HC/DL
Ken Rucker, RB
*1 game
named head coach after 1st game

1991

Frank Broyles, AD
Jack Crowe, HC
Louis Campbell, DB
Scott Conley, TE
J.B. Grimes, OL
Bill Johnson, DL
Joe Kines, DC/LB
Houston Nutt, WR
Joe Pate, Asst. HC/OLB
Ken Rucker, RB
Charlie Weatherbie, OB

1990

Frank Broyles, AD
Jack Crowe, HC
Louis Campbell, DB
Scott Conley, OLB
J.B. Grimes, OL
Bill Johnson, DL
Houston Nutt, WR
Joe Pate, DC/LB
Jerry Pullen, TE
Ken Rucker, RB
Charlie Weatherbie, OB

1989

Frank Broyles, AD
Ken Hatfield, HC
Wally Ake, DL
Larry Beckman, OG/C
Larry Brinson, RB/DB
Dick Bumpas, DL
Jack Crowe, OC/OB
J.B. Grimes, OT/TE
Roger Hinshaw, OL
Bob Trott, DB
Richard Wilson, WR

1988

Frank Broyles, AD
Ken Hatfield, HC
Wally Ake, DL
Larry Beckman, OL
Larry Brinson, RB
Fred Goldsmith, DC/ILB
Jim Goodman, WR
Roger Hinshaw, OLB
David Lee, OB/FB
Bob Trott, DB
Ken Turner, TE/K

1987

Frank Broyles, AD
Ken Hatfield, HC
Wally Ake, DL
Larry Beckman, OL
Larry Brinson, RB
Fred Goldsmith, DC/ILB
Jim Goodman, WR
Roger Hinshaw, OLB
David Lee, OB/FB
Bob Trott, DB
Ken Turner, TE/K

1986

Frank Broyles, AD
Ken Hatfield, HC
Wally Ake, DL
Larry Beckman, OL
Larry Brinson, RB
Fred Goldsmith, DC/ILB
Jim Goodman, WR
Roger Hinshaw, OLB
David Lee, OB/FB
Bob Trott, DB
Ken Turner, TE/K

1985

Frank Broyles, AD
Ken Hatfield, HC
Wally Ake, DL
Larry Beckman, OL
Jesse Branch, WR
Larry Brinson, RB
Fred Goldsmith, DC/ILB
Roger Hinshaw, OLB
David Lee, OB/FB
Bob Trott, DB
Ken Turner, TE/K

1984

Frank Broyles, AD
Ken Hatfield, HC
Wally Ake, DL
Larry Beckman, OL
Jesse Branch, WR
Larry Brinson, RB
Fred Goldsmith, DC/ILB
Roger Hinshaw, OLB
David Lee, OB/FB
Bob Trott, DB
Ken Turner, TE/K

1983

Frank Broyles, AD
Lou Holtz, HC
Jesse Branch, OB
Pete Cordelli, WR
Harvey Hampton, DE
Rich Olson, DB
Bob Shaw, LB
Jim Strong, OT/TE
Mike Tolleson, DL
Don Lindsey, Asst. HC/DC
Ken Turner, OG/C/K

1982

Frank Broyles, AD
Lou Holtz, HC
Larry Beightol, OC/OL
Jesse Branch, WR
Sam Goodwin, OB
Don Lindsey, Asst. HC/DC
John Mitchell, DE
Rich Olson, DB
Ken Turner, TE/K
Bob Shaw, LB

1981

Frank Broyles, AD
Lou Holtz, HC
Larry Beightol, OC/OL
Jesse Branch, WR
Sam Goodwin, OB
Don Lindsey, DC/LB
John Mitchell, DE
Rich Olson, DB
Ken Turner, TE/OL/K
Fred von Appen, DL

1980

Frank Broyles, AD
Lou Holtz, HC
Larry Beightol, Asst. HC/OL
Jesse Branch, DB
Don Breaux, OB
Bob Cope, DC
Harold Horton, DL
John Konstantinos, WR
John Mitchell, DE
Ken Turner, TE/K

1979

Frank Broyles, AD
Lou Holtz, HC
Jesse Branch, WR
Don Breaux, OB
Bob Cope, DB
Harold Horton, DL
Monte Kiffin, DC/Asst. HC
John Konstantinos, TE
John Mitchell, DE
Ken Turner, OL/K

1978

Frank Broyles, AD
Lou Holtz, HC
Larry Beightol, OC
Jesse Branch, WR
Don Breaux, OB
Bob Cope, DB
Harold Horton, DL
Monte Kiffin, DC
John Mitchell, DE
Ken Turner, OL/K

1977

Frank Broyles, AD
Lou Holtz, HC
Larry Beightol, OC
Jesse Branch, WR
Don Breaux, OB
Bob Cope, DB
Harold Horton, DL
Monte Kiffin, DC
John Mitchell, DE
Ken Turner, TE/K

1976

Frank Broyles, AD/HC
Don Boyce, OL
Jesse Branch, OB
Frank Falks, DE
Bob Gatling, WR
Harold Horton, LB
John Johnson, DL
Bill Lewis, DB
Ken Turner, OL/K

1975

Frank Broyles, AD/HC
Don Boyce, OL
Jesse Branch, WR
Frank Falks, DE
Harold Horton, LB
John Johnson, DL
Pat Jones, DL
Bill Lewis, DB
Bo Rein, OC
Ken Turner, TE

1974

Frank Broyles, AD/HC
Frank Falks, DE
Harold Horton, LB
John Johnson, DL
Mervin Johnson, OL
Bill Lewis, DB
Gordon Norwood, OB
Ken Turner, OL
Richard Williamson, OB

1973

Frank Broyles, AD/HC
Frank Falks, DE
Harold Horton, LB
John Johnson, DL
Mervin Johnson, OL
Bill Lewis, DB
Don Trull, OB/WR
Ken Turner, OL
Richard Williamson, OB

1972

George Cole, AD
Frank Broyles, HC
Buddy Bennett, DB
Raymond Berry, WR
Lon Farrell, DE
Joe Gibbs, OL
Harold Horton, LB
Mervin Johnson, DL
Ken Turner, B Team
Richard Williamson, OB

ALL-TIME COACHING STAFF ROSTER

1971

George Cole, AD
Frank Broyles, HC
Mervin Johnson, DL
Lon Farrell, DE
Harold Horton, LB
Buddy Bennett, DB
Don Breaux, OB
Raymond Berry, WR
Joe Gibbs, OL

1970

George Cole, AD
Frank Broyles, HC
Raymond Berry, WR
Don Breaux, OB
Charley Coffey, DL
Harold Horton, LB
Marvin Johnson, OL
Bill Kinard, DB

1969

John Barnhill, AD
Frank Broyles, HC
Don Breaux, OB
Charley Coffey, DL
Harold Horton, LB
Hootie Ingram, DB
Mervin Johnson, OL
Richard Williamson, WR
Bob Ford, Asst.

1968

John Barnhill, AD
Frank Broyles, HC
Don Breaux, OB
Charley Coffey, DL
Hootie Ingram, DB
Mervin Johnson, OL
Harold Horton, LB
Richard Williamson, WR
Bob Ford, Asst.

1967

John Barnhill, AD
Frank Broyles, HC
Charley Coffey, DL
Hootie Ingram, DB
Mervin Johnson, OL
Johnny Majors, OB
Wilson Matthews, LB
Gordon Smith, OE
Bob Ford, Asst.

1966

John Barnhill, AD
Frank Broyles, HC
Charley Coffey, DL
Mervin Johnson, OL
Johnny Majors, DB
Wilson Matthews, LB
Bill Pace, OB
Gordon Smith, OE

1965

John Barnhill, AD
Frank Broyles, HC
Jim Mackenzie, Asst. HC/DC
Mervin Johnson, OL
Johnny Majors, DB
Wilson Matthews, LB
Bill Pace, OB
Barry Switzer, OE

1964

John Barnhill, AD
Frank Broyles, HC
Jim Mackenzie, Asst. HC/DC
Mervin Johnson, OL
Johnny Majors, DB
Wilson Matthews, LB
Bill Pace, OB
Barry Switzer, OE

1963

John Barnhill, AD
Frank Broyles, HC
Doug Dickey, OB
Jim Mackenzie, DL
Wilson Matthews, LB/DE
Steed White, OE/OL
Bill Pace, DB
Mervin Johnson, OL

1962

John Barnhill, AD
Frank Broyles, HC
Doug Dickey, OB
Mervin Johnson, OL
Bill Pace, DB
Jim Mackenzie, DL
Wilson Matthews, LB/DE
Steed White, OE/OL

1961

John Barnhill, AD
Frank Broyles, HC
Doug Dickey, DB
Hayden Fry, OB
Jim Mackenzie, OL
Wilson Matthews, LB
Dixie White, OL
Steed White, OE/OL

1960

John Barnhill, AD
Frank Broyles, HC
Doug Dickey, DB
Merrill Green, OB
Jim Mackenzie, DL
Wilson Matthews, LB/DE
Dixie White, OL
Steed White, OE

1959

John Barnhill, AD
Frank Broyles, HC
Doug Dickey, DB
Merrill Green, OB
Jim Mackenzie, DL
Wilson Matthews, LB/DE
Dixie White, OL
Steed White, OE

1958

John Barnhill, AD
Frank Broyles, HC
Doug Dickey, DB
Merrill Green, OB
Jim Mackenzie, DL
Wilson Matthews, LB/DE
Dixie White, OL
Steed White, OE

1957

John Barnhill, AD
Jack Mitchell, HC
George Barnhardt
Ab Bidwell
George Cole
Gene Corrotto
Bill Pace
Dixie White
Steed White

1956

John Barnhill, AD
Jack Mitchell, HC
George Barnhardt
Ab Bidwell
Bert Clark
George Cole
Gene Corrotto
Bobby Proctor
Tracy Scott
Dixie White

1955

John Barnhill, AD
Jack Mitchell, HC
George Barnhardt
Ab Bidwell
George Cole
Bobby Proctor
Tracy Scott
Dixie White

1954

John Barnhill, AD
Bowden Wyatt, HC
John Bailey
George Cafego
George Cole
Dick Hitt
LeRoy Pearce
Tracy Scott

1953

John Barnhill, AD
Bowden Wyatt, HC
John Bailey
George Cafego
George Cole
Dick Hitt
LeRoy Pearce
Tracy Scott

1952

John Barnhill, AD
Otis Douglas, HC
George Cole
Bill Ferrell
Charles Gray
Charles Hanks
Dick Humbert
Clyde Van Sickle

1951

John Barnhill, AD
Otis Douglas, HC

1950

John Barnhill, AD
Otis Douglas, HC

1949

John Barnhill, AD/HC
Bill Barnes
H.B. Brackett
George Cole
Charles Gray
Hobart Hooser
Charles McGibbony
Clyde Van Sickle

1948

John Barnhill, AD/HC

1947

John Barnhill, AD/HC

1946

John Barnhill/ AD/HC

War-Time AD

George Cole

Wally Ake, 1984-89

Miles Aldridge, 1996-97

Bobby Allen, 1998-2012

Chris Ash, 2013

John Bailey, 1953-54

Bill Barnes, 1949

George Barnhardt, 1955-57

John Barnhill, 1946-49 (HC); 1946-69 (AD)

Larry Beckman, 1984-89

Larry Beightol, 1980-82

Mike Bender, 1995-97

Buddy Bennett, 1971-72

Raymond Berry, 1970-72

Ab Bidwell, 1955-57

Bret Bielema, 2013-Present (HC)

Kirk Botkin, 2008-09

Don Boyce, 1975-76

H.B. Brackett, 1949

Jesse Branch, 1975-85

Don Breaux, 1968-71, 1977-80

Larry Brinson, 1984-89

Frank Broyles, 1958-76 (HC); 1973-2007 (AD)

Dick Bumpas, 1989

Keith Burns, 1998-99

George Cafego, 1953-54

Steve Caldwell, 2010-12

Louis Campbell, 1990-97, 2006

Jim Chaney, 2013-14

Kris Cinkovich, 2010-12

Charley Coffey, 1966-70

George Cole, 1949, 1952-57; 1970-72 (AD)

Scott Conley, 1990-92

Bob Cope, 1977-80

Pete Cordelli, 1983

Gene Corrotto, 1956-57

Jack Crowe, 1989-92, 1990-92 (HC)

Greg Davis, 1992-93

Doug Dickey, 1958-63

Otis Douglas, 1950-52 (HC)

Joe Lee Dunn, 1995

Clifton Ealy, 1998-99, 2003-05

Dan Enos, 2015-Present

Frank Falks, 1973-76

Lon Farrell, 1971-72

Rockey Felker, 1993-96

Joe Ferguson, 1997-2000

Bill Ferrell, 1952

Danny Ford, 1993-97 (HC)

Hayden Fry, 1961

Bob Gatling, 1976

Joe Gibbs, 1971-72

Fred Goldsmith, 1984-88

Jim Goodman, 1986-88

Sam Goodwin, 1981-82

Charles Gray, 1949, 1952

Merrill Green, 1958-60

J.B. Grimes, 1989-92

Harvey Hampton, 1983

Charles Hanks, 1952

Vernon Hargreaves, 2015-Present

Ken Hatfield, 1984-89 (HC)

Paul Haynes, 2011*-12

Reggie Herring, 2005-07

Fitz Hill, 1992-2000

Roger Hinshaw, 1984-89

Dick Hitt, 1953-54

Lou Holtz, 1977-83 (HC)

Harold Horton, 1968-80

Tim Horton, 2007-12

Hobart Hooser, 1949

Dick Humbert, 1952

Mark Hutson, 1998-99

Hootie Ingram, 1967-69

Clay Jennings, 2014-Present

Bill Johnson, 1990-91, 2000

Jimmy Johnson, 1973-76

Mervin Johnson, 1962-74

Reggie Johnson, 2008-11

Taver Johnson, 2012-13

Pat Jones, 1975

Bill Keopple, 1998-99

Monte Kiffin, 1977-79

Bill Kinard, 1970

Joe Kines, 1991-94

Buddy King, 1993-94

Chris Klenakis, 2010-12

John Konstantinos, 1979-80

David Lee, 1984-88, 2001-02, 2007

Bill Lewis, 1973-76

Don Lindsey, 1981-83

Barry Lunney, Jr., 2013-Present

Jim Mackenzie, 1958-65

Johnny Majors, 1964-67

Gus Malzahn, 2006

Mike Markuson, 1998-2007

Wilson Matthews, 1958-67

Garrick McGee, 2008-11

Charles McGibbony, 1949

David Mitchell, 1994-96

Jack Mitchell, 1955-57 (HC)

John Mitchell, 1977-82

Charley North, 1995-97

Gordon Norwood, 1974

Danny Nutt, 1998-07

Houston Nutt, 1990-92; 1998-2007 (HC)

Rich Olson, 1981-83

Bill Pace, 1962-66

Charlie Partridge, 2013

Joe Pate, 1990-96

Kevin Peoples, 2011*-12

Bobby Petrino, 2008-11 (HC)

Paul Petrino, 2008-09; 2011*-12

LeRoy Pearce, 1953-54

Sam Pittman, 2013-Present

Bobby Proctor, 1955-56

George Pugh, 2001-02

Jerry Pullen, 1990

Bo Rein, 1975

Willy Robinson, 2008-11

Tracy Rocker, 2003-07

Kacy Rodgers, 2002

Ken Rucker, 1990-92

Tracy Scott, 1953-56

Roy Segrest, 2014-Present

Randy Shannon, 2013-14

Bob Shaw, 1982-83

James Shibest, 2000-07

Jemal Singleton, 2015-Present

Gordon Smith, 1966-67

John L. Smith, 2008-11; 2012 (HC)

Michael Smith, 2013-Present

Robb Smith, 2014-Present

Scott Smith, 1993

Kay Stephenson, 1997

Jim Strong, 1983

Mike Summers, 2008-09

Barry Switzer, 1964-65

Joel Thomas, 2013-14

John Thompson, 2000-01

Mike Tolleson, 1983

Bob Trott, 1984-89

Don Trull, 1973

Ken Turner, 1972-88

Fred von Appen, 1981

Larry Van Der Heyden, 1993-94

Clyde Van Sickle, 1949, 1952

Chris Vaughn, 2000-05, 2007

Jim Washburn, 1994-97

Lorenzo Ward, 2008

Charlie Weatherbie, 1990-91

Dixie White, 1955-61

Steed White, 1957-63

Richard Williamson, 1972-74

Richard Wilson, 1989

Dennis Winston, 1997

Roy Wittke, 2003-05

Dave Wommack, 2001-04

Alex Wood, 2006-07

Bowden Wyatt, 1953-54 (HC)

*Joined Staff prior to Cotton Bowl at end of 2011 season



ALL-TIME OVERALL RECORDS

YEAR	ALL GAMES				CONFERENCE GAMES				FINISH	BOWL	HEAD COACH
	W	L	T	PCT.	W	L	T	PCT.			
1894	2	1	0	.667	-	-	-	-	-	-	John C. Futrall
1895	1	0	0	1.000	-	-	-	-	-	-	John C. Futrall
1896	2	1	0	.667	-	-	-	-	-	-	John C. Futrall
1897	2	0	1	.833	-	-	-	-	-	-	B.N. Wilson
1898	2	1	0	.667	-	-	-	-	-	-	B.N. Wilson
1899	3	1	1	.700	-	-	-	-	-	-	Colbert Searles
1900	2	1	1	.625	-	-	-	-	-	-	Colbart Searles
1901	3	5	0	.375	-	-	-	-	-	-	Charles Thomas
1902	6	3	0	.667	-	-	-	-	-	-	Charles Thomas
1903	3	4	0	.429	-	-	-	-	-	-	D.A. McDaniel
1904	4	3	0	.571	-	-	-	-	-	-	A.D. Brown
1905	2	6	0	.250	-	-	-	-	-	-	A.D. Brown
1906	2	4	2	.375	-	-	-	-	-	-	F.C. Longman
1907	3	4	1	.438	-	-	-	-	-	-	F.C. Longman
1908	5	4	0	.556	-	-	-	-	-	-	Hugo Bezdek
1909	7	0	0	1.000	-	-	-	-	-	-	Hugo Bezdek
1910	7	1	0	.875	-	-	-	-	-	-	Hugo Bezdek
1911	6	2	1	.722	-	-	-	-	-	-	Hugo Bezdek
1912	4	6	0	.400	-	-	-	-	-	-	Hugo Bezdek
1913	7	2	0	.778	-	-	-	-	-	-	E.T. Pickering
1914	4	5	-	.444	-	-	-	-	-	-	E.T. Pickering

SOUTHWEST CONFERENCE PLAY BEGINS

1915	4	2	1	.643	1	1	0	.500	T2	-	T.T. McConnell
1916	4	4	0	.500	0	2	0	.000	T5	-	T.T. McConnell
1917	5	1	1	.786	0	1	1	.250	6	-	Norman Paine
1918	3	2	0	.600	0	1	0	.000	T6	-	Norman Paine
1919	3	4	0	.429	1	2	0	.333	5	-	J.B. Craig
1920	3	2	2	.571	2	0	1	.833	2	-	G.W. McLaren
1921	5	3	1	.611	2	1	0	.667	3	-	G.W. McLaren
1922	5	4	0	.556	1	3	0	.250	6	-	Francis Schmidt
1923	6	2	1	.722	2	2	0	.500	T4	-	Francis Schmidt
1924	7	2	1	.750	1	2	1	.375	7	-	Francis Schmidt
1925	4	4	1	.500	2	2	1	.500	T4	-	Francis Schmidt
1926	5	5	0	.500	2	2	0	.500	T3	-	Francis Schmidt
1927	8	1	0	.889	3	1	0	.750	3	-	Francis Schmidt
1928	7	2	0	.788	3	1	0	.750	2	-	Francis Schmidt
1929	7	2	0	.778	3	2	0	.600	3	-	Fred Thomsen
1930	3	6	0	.333	2	2	0	.500	5	-	Fred Thomsen
1931	3	5	1	.389	0	4	0	.000	7	-	Fred Thomsen
1932	1	6	2	.222	1	4	0	.200	7	-	Fred Thomsen
1933	7	3	1	.682	4	1	0	.800	1*	Dixie	Fred Thomsen
1934	4	4	2	.500	2	3	1	.417	5	-	Fred Thomsen
1935	4	5	1	.450	2	4	0	.333	5	-	Fred Thomsen
1936	7	3	0	.700	5	1	0	.833	1	-	Fred Thomsen
1937	6	2	2	.700	3	2	1	.583	3	-	Fred Thomsen
1938	2	7	1	.250	1	5	0	.167	T6	-	Fred Thomsen
1939	4	5	1	.450	2	3	1	.417	5	-	Fred Thomsen
1940	4	6	0	.400	1	5	0	.167	6	-	Fred Thomsen
1941	3	7	0	.300	0	6	0	.000	7	-	Fred Thomsen
1942	3	7	0	.200	0	6	0	.000	7	-	George Cole
1943	2	7	0	.200	1	4	0	.200	T5	-	John Tomlin
1944	5	5	1	.500	2	2	1	.500	3	-	Glen Rose
1945	3	7	0	.300	1	5	0	.167	7	-	Glen Rose
1946	6	3	1	.650	5	1	0	.833	T1	Cotton	John Barnhill
1947	6	4	1	.590	1	4	1	.250	T5	Dixie	John Barnhill
1948	5	5	0	.500	2	4	0	.333	5	-	John Barnhill
1949	5	5	0	.500	2	4	0	.333	6	-	John Barnhill
1950	2	8	0	.200	1	5	0	.167	7	-	Otis Douglas
1951	5	5	0	.500	2	4	0	.333	6	-	Otis Douglas
1952	2	8	0	.200	1	5	0	.167	7	-	Otis Douglas
1953	3	7	0	.300	2	4	0	.333	5	-	Bowden Wyatt
1954	8	3	0	.727	5	1	0	.833	1	Cotton	Bowden Wyatt
1955	5	4	1	.550	3	2	1	.583	4	-	Jack Mitchell
1956	6	4	0	.600	3	3	0	.500	4	-	Jack Mitchell
1957	6	4	0	.600	2	4	0	.333	T5	-	Jack Mitchell
1958	4	6	0	.400	2	4	0	.333	T5	-	Frank Broyles
1959	9	2	0	.818	5	1	0	.833	T1	Gator	Frank Broyles
1960	8	3	0	.727	6	1	0	.857	1	Cotton	Frank Broyles
1961	8	3	0	.727	6	1	0	.857	T1	Sugar	Frank Broyles
1962	9	2	0	.818	6	1	0	.857	2	Sugar	Frank Broyles
1963	5	5	0	.500	3	4	0	.429	4	-	Frank Broyles
1964	11	0	0	1.000	7	0	0	1.000	1	Cotton/National Champs	Frank Broyles
1965	10	1	0	.909	7	0	0	1.000	1	Cotton	Frank Broyles
1966	8	2	0	.800	5	2	0	.714	T2	-	Frank Broyles
1967	4	5	1	.450	3	3	1	.500	5	-	Frank Broyles
1968	10	1	0	.909	6	1	0	.857	T1	Sugar	Frank Broyles
1969	9	2	0	.818	6	1	0	.857	2	Sugar	Frank Broyles
1970	9	2	0	.818	6	1	0	.857	2	-	Frank Broyles
1971	8	3	1	.708	5	1	1	.786	2	Liberty	Frank Broyles

* No SWC champion recognized in 1933



YEAR	ALL GAMES				CONFERENCE GAMES				FINISH	BOWL	HEAD COACH
	W	L	T	PCT.	W	L	T	PCT.			
1972	6	5	0	.546	3	4	0	.429	T4	-	Frank Broyles
1973	5	5	1	.500	3	3	1	.500	T4	-	Frank Broyles
1974	6	4	1	.591	3	3	1	.500	T4	-	Frank Broyles
1975	10	2	0	.833	6	1	0	.859	T1	Cotton	Frank Broyles
1976	5	5	1	.500	3	4	1	.438	6	-	Frank Broyles
1977	11	1	0	.917	7	1	0	.875	2	Orange	Lou Holtz
1978	9	2	1	.792	6	2	0	.750	T2	Fiesta	Lou Holtz
1979	10	2	0	.833	7	1	0	.875	T1	Sugar	Lou Holtz
1980	7	5	0	.583	3	5	0	.375	T6	Hall of Fame	Lou Holtz
1981	8	4	0	.667	5	3	0	.625	4	Gator	Lou Holtz
1982	9	2	1	.792	5	2	1	.688	3	Bluebonnet	Lou Holtz
1983	6	5	0	.546	4	4	0	.500	5	-	Lou Holtz
1984	7	4	1	.636	5	3	0	.625	T3	Liberty	Ken Hatfield
1985	10	2	0	.833	6	2	0	.750	T2	Holiday	Ken Hatfield
1986	9	3	0	.750	6	2	0	.750	T2	Orange	Ken Hatfield
1987	9	4	0	.692	5	2	0	.714	T2	Liberty	Ken Hatfield
1988	10	2	0	.833	7	0	0	1.000	1	Cotton	Ken Hatfield
1989	10	2	0	.833	7	1	0	.875	1	Cotton	Ken Hatfield
1990	3	8	0	.273	1	7	0	.125	7	-	Jack Crowe
1991	6	6	0	.600	5	3	0	.625	T2	Independence	Jack Crowe

SOUTHEASTERN CONFERENCE PLAY BEGINS

1992	3	7	1	.318	3	4	1	.438	4 West	-	Jack Crowe/Joe Kines
1993	6	4	1	.591	4	3	1	.438	T2 West	-	Danny Ford
1994	4	7	0	.364	2	6	0	.250	T4 West	-	Danny Ford
1995	8	5	0	.615	6	2	0	.750	1 West	CarQuest	Danny Ford
1996	4	7	0	.363	2	6	0	.250	5 West	-	Danny Ford
1997	4	7	0	.363	2	6	0	.250	5 West	-	Danny Ford
1998	9	3	0	.750	6	2	0	.750	T1 West	Citrus	Houston Nutt
1999	8	4	0	.667	4	4	0	.500	T3 West	Cotton	Houston Nutt
2000	6	6	0	.500	3	5	0	.375	T5 West	Las Vegas	Houston Nutt
2001	7	5	0	.583	4	4	0	.500	T3 West	Cotton	Houston Nutt
2002	9	5	0	.643	5	3	0	.625	T1 West	Music City	Houston Nutt
2003	9	4	0	.692	4	4	0	.500	4 West	Independence	Houston Nutt
2004	5	6	0	.455	3	5	0	.375	T3 West	-	Houston Nutt
2005	4	7	0	.364	2	6	0	.250	4 West	-	Houston Nutt
2006	10	4	0	.714	7	1	0	.875	1 West	Capital One	Houston Nutt
2007	8	5	0	.615	4	4	0	.500	T3 West	Cotton	Houston Nutt/Reggie Herring
2008	5	7	0	.416	2	6	0	.250	T4 West	-	Bobby Petrino
2009	8	5	0	.615	3	5	0	.375	T4 West	Liberty	Bobby Petrino
2010	10	3	0	.769	6	2	0	.750	T2 West	Sugar	Bobby Petrino
2011	11	2	0	.846	6	2	0	.750	3 West	Cotton	Bobby Petrino
2012	4	8	0	.333	2	6	0	.250	6 West	-	John L. Smith
2013	3	9	0	.250	0	8	0	.000	7 West	-	Bret Bielema
2014	7	6	0	.538	2	6	0	.250	7 West	Texas	Bret Bielema

UA ALL-TIME COACHING RECORDS

COACH	TENURE (SEASONS)	CONFERENCE		OVERALL		BOWLS
		W-L-T (PCT.)	W-L-T (PCT.)	W-L-T (PCT.)	W-L-T (PCT.)	
John C. Futrall	1894-96 (3)	-	-	5-2-0 (.714)	-	-
B.N. Wilson	1897-98 (2)	-	-	4-1-1 (.750)	-	-
Colbert Searles	1899-1900 (2)	-	-	5-2-2 (.667)	-	-
Charles Thomas	1901-02 (2)	-	-	9-8-0 (.529)	-	-
D.A. McDaniel	1903 (1)	-	-	3-4-0 (.429)	-	-
A.D. Brown	1904-05 (2)	-	-	6-9-0 (.400)	-	-
F.C. Longman	1906-07 (2)	-	-	5-8-3 (.406)	-	-
Hugo Bezdek	1908-12 (5)	-	-	29-13-1 (.686)	-	-
E.T. Pickering	1913-14 (2)	-	-	11-7-0 (.611)	-	-
T.T. McConnell	1915-16 (2)	1-3-0 (.250)	-	8-6-1 (.567)	-	-
Norman Paine	1917-18 (2)	0-2-1 (.167)	-	8-3-1 (.708)	-	-
J.B. Craig	1919 (1)	1-2-0 (.333)	-	3-4-0 (.429)	-	-
G.W. McLaren	1920-21 (2)	4-1-1 (.750)	-	8-5-3 (.594)	-	-
Francis Schmidt	1922-28 (7)	14-13-2 (.517)	-	42-20-3 (.669)	-	-
Fred Thomsen	1929-41 (13)	26-42-3 (.387)	-	56-61-10 (.480)	1	-
George Cole	1942 (1)	0-6-0 (.000)	-	3-7-0 (.300)	-	-
John Tomlin	1943 (1)	1-4-0 (.200)	-	2-7-0 (.222)	-	-
Glen Rose	1944-45 (2)	3-7-1 (.318)	-	8-12-1 (.405)	-	-
John Barnhill	1946-49 (4)	10-13-1 (.438)	-	22-17-3 (.560)	2	-
Otis Douglas	1950-52 (3)	4-14-0 (.222)	-	9-21-0 (.300)	-	-
Bowden Wyatt	1953-54 (2)	7-5-0 (.583)	-	11-10-0 (.524)	1	-
Jack Mitchell	1955-57 (3)	8-9-1 (.472)	-	17-12-1 (.583)	-	-
Frank Broyles	1958-76 (19)	91-36-5 (.708)	-	144-58-5 (.708)	10	-
Lou Holtz	1977-83 (7)	37-18-1 (.670)	-	60-21-2 (.735)	6	-
Ken Hatfield	1984-89 (6)	36-10-0 (.783)	-	55-17-1 (.760)	6	-
Jack Crowe*	1990-91 (2+)	6-10-0 (.375)	-	9-15-0 (.375)	1	-
Joe Kines#	1992 (1)	3-4-1 (.438)	-	3-6-1 (.350)	-	-
Danny Ford	1993-97 (5)	16-23-1 (.413)	-	26-30-1 (.465)	1	-
Houston Nutt	1998-2007 (10)	42-38-0 (.525)	-	75-48-0 (.610)	8	-
Reggie Herring*	2007	-	-	0-1-0 (.000)	-	-
Bobby Petrino	2008-11 (4)	17-15-0 (.531)	-	34-17-0 (.667)	3	-
John L. Smith	2012 (1)	2-6-0 (.250)	-	4-8-0 (.333)	-	-
Bret Bielema	2013-Present (2)	2-14-0 (.125)	-	10-15-0 (.400)	1	-
Totals	1894-2014 (121)	331-295-18 (.528)	-	694-475-40 (.591)	40	-

UA COACHING SUPERLATIVES

SEASONS	19	Frank Broyles	1958-76
	13	Fred Thomsen	1929-41
	10	Houston Nutt	1998-2007
	7	Francis Schmidt	1922-28
	7	Lou Holtz	1977-83
	6	Ken Hatfield	1984-89
	5	Hugo Bezdek	1908-12
	5	Danny Ford	1993-97
WINS	144	Frank Broyles	144-58-5 [.708]
	75	Houston Nutt	75-48-0 [.610]
	60	Lou Holtz	60-21-2 [.735]
	56	Fred Thomsen	56-61-10 [.480]
	55	Ken Hatfield	55-17-1 [.760]
	42	Francis Schmidt	42-20-3 [.669]
WINNING PERCENTAGE (MIN. 4 SEASONS):	.760	Ken Hatfield	55-17-1, 6 seasons
	.735	Lou Holtz	60-21-2, 7 seasons
	.708	Frank Broyles	144-58-5, 19 seasons
	.686	Hugo Bezdek	29-13-1, 5 seasons
	.669	Francis Schmidt	42-20-3, 7 seasons
	.667	Bobby Petrino	34-17-0, 4 seasons
BOWLS	10	Frank Broyles	19 seasons
	8	Houston Nutt	10 seasons
	6	Lou Holtz	7 seasons
	6	Ken Hatfield	6 seasons
	3	Bobby Petrino	4 seasons
	2	John Barnhill	4 seasons

* Including first game of 1992 season | # Interim head coach after first game of the season | * Reggie Herring served as interim head coach during the 2008 Cotton Bowl



NOTES:

Home games in ALL CAPS.
Rankings at time of game, beginning in 1936, are from The Associated Press.



JOHN C. FUTRALL
3 SEASONS | 1894-96 | 5-2

John C. Futrall served as both manager and head coach of the Arkansas football program during its first three years of existence. For the next 16 years, Futrall served as the team's manager, chairman of the school's athletic committee, or both.

1894 • (2-1) • Captain: Wright Lindsey

DATE	OPPONENT	UA/OPP	RK	TV	W	L	T	UA	OPP
Oct. 13	FORT SMITH (ARK.) HS				W			42	0
Oct. 27	FORT SMITH (ARK.) HS				W			38	0
Nov. 22	at Texas				L			0	54

1895 • (1-0) • Captain: Herbert Fishback

DATE	OPPONENT	UA/OPP	RK	TV	W	L	T	UA	OPP
Oct. 12	FORT SMITH (ARK.) HS				W			30	0

1896 • (2-1) • Captain: Herbert Fishback

DATE	OPPONENT	UA/OPP	RK	TV	W	L	T	UA	OPP
Oct. 3	FORT SMITH (ARK.) HS				W			10	0
Oct. 10	at Fort Smith (Ark.) HS				W			6	2
Oct. 24	at Drury				L			0	34



B.N. WILSON
2 SEASONS | 1897-98 | 4-1-1

The second head coach in the history of Arkansas football, B.N. Wilson guided his teams to two wins in three games in each of his two seasons at the helm.

1897 • (2-0-1) • Captain: Herbert Fishback

DATE	OPPONENT	UA/OPP	RK	TV	W	L	T	UA	OPP
Nov. 6	FORT SMITH (ARK.) HS				W			12	0
Nov. 20	at Drury				T			6	6
Nov. 25	at Ouachita Baptist				W			24	0

1898 • (2-1) • Captain: Edward Martin

DATE	OPPONENT	UA/OPP	RK	TV	W	L	T	UA	OPP
Oct. 22	DRURY				W			17	0
Nov. 5	at Drury				W			12	6
Nov. 19	at Fort Scott (Kan.) HS				L			8	36



COLBERT SEARLES
2 SEASONS | 1899-1900 | 5-2-2

Colbert Searles directed the Arkansas football program to a 5-2-2 record over a two-year span that included just six different opponents.

1899 • (3-1-1) • Captain: Chester Sloan

DATE	OPPONENT	UA/OPP	RK	TV	W	L	T	UA	OPP
Oct. 14	DRURY				W			10	0
Oct. 28	TULSA				W			11	0
Nov. 3	at Tulsa				T			0	0
Nov. 4	at Oklahoma#				L			5	11
Nov. 18	JOPLIN (MO.) HS				W			11	10

Shawnee, Okla.

1900 • (2-1-1) • Captain: Ashton Vincenheller

DATE	OPPONENT	UA/OPP	RK	TV	W	L	T	UA	OPP
Oct. 27	WEBB CITY (MO.) HS				W			15	0
Nov. 3	at Joplin (Mo.) HS				T			6	6
Nov. 10	PIERCE CITY (MO.)				W			10	0
Nov. 24	at Drury				L			5	17



CHARLES THOMAS
2 SEASONS | 1901-02 | 9-8

Though the schedules still included several high school foes, Charles Thomas' two seasons at the helm of the UA football program were marked by the beginning of the LSU series in 1901 and a 6-3 record in 1902 – his second and final season.

1901 • (3-5) • Captain: Fred Brown

DATE	OPPONENT	UA/OPP	RK	TV	W	L	T	UA	OPP
Oct. 12	PIERCE CITY (MO.)				L			0	5
Oct. 19	DRURY				W			22	0
Oct. 26	FORT SCOTT (KAN.) HS				L			6	17
Nov. 2	at Little Rock (Ark.) HS				L			0	5
Nov. 9	TULSA				W			48	0
Nov. 16	KANSAS CITY MEDICS				L			6	10
Nov. 22	at LSU				L			0	15
Nov. 23	at Louisiana Tech				W			16	0

1902 • (6-3) • Captain: Lemuel Bryan

DATE	OPPONENT	UA/OPP	RK	TV	W	L	T	UA	OPP
Oct. 4	at Neosho (Mo.) HS				W			6	0
Oct. 11	at Kingfisher (Okla.)				W			15	6
Oct. 13	at Oklahoma				L			0	28
Oct. 22	at Tulsa				W			33	0
Nov. 1	TAHLEQUAH SEMINARY				W			50	0
Nov. 8	at State College of Mo.				L			5	15
Nov. 10	at Pierce City (Mo.)				L			2	24
Nov. 17	FORT SCOTT (KAN.) HS				W			16	0
Nov. 27	MISSOURI-ROLLA				W			11	0



D.A. MCDANIEL
1 SEASON | 1903 | 3-4

While Arkansas managed just three wins in its only season under D.A. McDaniel, one of those victories was its first over Oklahoma – a 12-0 win over the Sooners in Fayetteville in the season finale.

1903 • (3-4) • Captain: Henry Ragland

DATE	OPPONENT	UA/OPP	RK	TV	W	L	T	UA	OPP
Oct. 10	ST. COLLEGE OF MO.				L			5	10
Oct. 16	at Missouri-Rolla				L			6	17
Oct. 17	at Drury				W			10	6
Oct. 30	at Texas				L			0	15
Oct. 31	at Texas A&M				L			0	6
Nov. 7	FORT SMITH (ARK.) HS				W			17	9
Nov. 21	OKLAHOMA				W			12	0



A.D. BROWN
2 SEASONS | 1904-05 | 6-9

After a 4-3 record in its initial campaign under A.D. Brown, Arkansas managed just two wins in the second and final season of his tenure.

1904 • (4-3) • Captain: Jess Moore

DATE	OPPONENT	UA/OPP	RK	TV	W	L	T	UA	OPP
Oct. 15	DRURY				L			0	12
Oct. 22	FORT SCOTT (KAN.) HS				W			22	0
Nov. 4	at Dallas Medics				L			0	5
Nov. 5	at Baylor				L			6	17
Nov. 12	WICHITA STATE				W			12	6
Nov. 19	at Fort Smith (Ark.) HS				W			11	5
Nov. 26	MISSOURI-ROLLA				W			11	10

1905 • (2-6) • Captain: William Jett

DATE	OPPONENT	UA/OPP	RK	TV	W	L	T	UA	OPP
Oct. 7	KANSAS				L			0	6
Oct. 14	at Washington (Mo.)				L			0	6
Oct. 16	at Drury				L			0	12
Oct. 26	CHILOCCO (KAN.)				W			6	0
Oct. 31	TEXAS				L			0	4
Nov. 12	TRANSYLVANIA				L			0	6
Nov. 17	at Missouri-Rolla				L			0	16
Nov. 30	KANSAS CITY MEDICS				W			26	0



F.C. LONGMAN
2 SEASONS | 1906-07 | 5-8-3

F.C. Longman was the final faculty member to serve as the football program's volunteer coach. Though the Cardinals suffered five shutouts during his tenure, they also earned a shutout win at Tulane and began Arkansas' series with Tennessee during the 1907 season.

1906 • (2-4-2) • Captain: John S. Wood

DATE	OPPONENT	UA/OPP	RK	TV	W	L	T	UA	OPP
Sept. 29	CHILOCCO (KAN.)				L			0	6
Oct. 8	DRURY				T			0	0
Oct. 13	at Kansas				L			5	37
Oct. 30	TEXAS				L			0	11
Nov. 6	SE MISSOURI ST.+				W			12	0
Nov. 10	at Missouri				L			0	11
Nov. 24	at Tulane				W			22	0
Nov. 30	at LSU				T			6	6

+ Little Rock, Ark.

1907 • (3-4-1) • Captain: Clinton Milford

DATE	OPPONENT	UA/OPP	RK	TV	W	L	T	UA	OPP
Oct. 5	HASKELL INDIAN NATIONS				T			0	0
Oct. 12	DRURY				W			23	0
Oct. 19	at Drury				W			17	6
Oct. 26	at Saint Louis				L			6	42
Nov. 2	TEXAS				L			6	26
Nov. 9	LSU+				L			12	17
Nov. 16	vs. Tennessee#				L			2	14
Nov. 23	MISSOURI-ROLLA				W			7	5

+ Little Rock, Ark.
Memphis, Tenn.



HUGO BEZDEK
5 SEASONS | 1908-12 | 29-13-1

The first full-time, paid coach in Arkansas football history, Hugo Bezdek guided the Cardinals to a 5-4 campaign in his first season. In 1909 he led UA to what is widely regarded as the program's breakthrough season – a 7-0-0 campaign during which Arkansas outscored its foes 186-18. Upon the team's return from a win over LSU in Memphis, Tenn., that season, Bezdek told students his team had played "like a wild band of razorback hogs." The students liked the nickname and officially adopted it prior to the 1910 season.

1908 • (5-4) • Captain: Willis Nelson

DATE	OPPONENT	UA/OPP	RK	TV	W	L	T	UA	OPP
Oct. 3	HASKELL INDIAN NATIONS				W			6	0
Oct. 10	OLE MISS				W			33	0
Oct. 17	at Saint Louis				L		0	24	
Oct. 24	HENDERSON (ARK.) ST.				W			51	0
Oct. 31	at Oklahoma				L			5	27
Nov. 7	at Texas				L			0	21
Nov. 14	PITTSBURG (KAN.) ST.				W			42	12
Nov. 21	OUACHITA BAPTIST				W			73	0
Nov. 26	LSU*				L			4	36

+ Little Rock, Ark.

1909 • (7-0) • Captain: Stanley Phillip

DATE	OPPONENT	UA/OPP	RK	TV	W	L	T	UA	OPP
Oct. 2	HENDERSON (ARK.) ST.				W			24	0
Oct. 16	at Drury				W			12	6
Oct. 23	(3) FAIRMOUNT				W			22	6
Oct. 30	OKLAHOMA				W			21	6
Nov. 13	vs. LSU#				W			16	0
Nov. 15	at Ouachita Baptist				W			55	0
Nov. 25	WASHINGTON (MO.)*				W			34	0

+ Little Rock, Ark.
Memphis, Tenn.

1910 • (7-1) • Captain: Steve Creekmore

DATE	OPPONENT	UA/OPP	RK	TV	W	L	T	UA	OPP
Oct. 1	DRURY				W			33	0
Oct. 9	HENDERSON (ARK.) ST.				W			63	0
Oct. 15	KANSAS STATE				L			0	5
Oct. 22	SOUTHWESTERN (TEX.)				W			13	12
Oct. 29	TEXAS A&M				W			5	0
Nov. 5	at Washington (Mo.)				W			50	0
Nov. 15	MISSOURI-ROLLA				W			6	2
Nov. 24	LSU*				W			51	0

+ Little Rock, Ark.

1911 • (6-2-1) • Captain: Dan Estes

DATE	OPPONENT	UA/OPP	RK	TV	W	L	T	UA	OPP
Sept. 30	MISSOURI STATE				W			100	0
Oct. 7	DRURY				W			65	5
Oct. 14	HENDRIX				W			45	0
Oct. 21	at Texas				L			0	12
Oct. 28	at Southwestern (Texas)						T	0	0
Nov. 4	vs. Missouri-Rolla*				W			44	3
Nov. 11	at Kansas State#				L			0	3
Nov. 18	at Washington (Mo.)				W			3	0
Nov. 23	LSU*				W			11	0

+ Little Rock, Ark.
Kansas City, Mo.
^ Joplin, Mo.

1912 • (4-6) • Captain: Percy Hinton

DATE	OPPONENT	UA/OPP	RK	TV	W	L	T	UA	OPP
Sept. 28	HENDERSON (ARK.) ST.				W			39	6
Oct. 5	HENDRIX				W			52	0
Oct. 12	OKLAHOMA STATE				L			7	13
Oct. 18	vs. Texas A&M#				L			0	27
Oct. 19	at Baylor				L			0	7
Oct. 26	SOUTHWESTERN (TEX.)				W			25	0
Nov. 2	at Wisconsin				L			7	64
Nov. 9	LSU*				L			6	7
Nov. 16	at Washington (Mo.)				W			13	7
Nov. 21	at Texas				L			0	48

+ Little Rock, Ark.
Dallas, Texas

E.T. PICKERING
2 SEASONS | 1913-14 | 11-7

After beginning his tenure 5-0 en route to a 7-2-0 debut season, E.T. Pickering's second and final season at the helm of the UA program is best known for a contest against Ole Miss that is still disputed more than a century later. Arkansas claims a 1-0 forfeit victory due to the Rebels' use of an ineligible player; Ole Miss denies the allegation and claims a 13-7 win on the field. The dispute led to the suspension of the series until 1924.

1913 • (7-2) • Captain: Russell May

DATE	OPPONENT	UA/OPP	RK	TV	W	L	T	UA	OPP
Oct. 3	HENDERSON (ARK.) ST.				W			3	0
Oct. 11	HENDRIX				W			26	0
Oct. 18	OKLAHOMA STATE				W			3	0
Oct. 25	BAYLOR				W			34	0
Nov. 1	AUSTIN*				W			26	7
Nov. 8	vs. LSU#				L			7	12
Nov. 15	OLE MISS+				L			10	21
Nov. 17	at Ouachita Baptist				W			14	3
Nov. 27	at Tulane				W			14	0

+ Little Rock, Ark.
Shreveport, La.
^ Fort Smith, Ark.

1914 • (4-5) • Captain: James Rudd

DATE	OPPONENT	UA/OPP	RK	TV	W	L	T	UA	OPP
Oct. 3	HENDRIX				W			13	7
Oct. 10	OUACHITA BAPTIST				L			9	15
Oct. 17	SAINT LOUIS				W			26	0
Oct. 24	MISSOURI-ROLLA				L			0	44
Oct. 31	OKLAHOMA SATTE				L			0	46
Nov. 7	vs. LSU#				W			20	12
Nov. 14	OLE MISS+				W-			1	0
Nov. 21	at Oklahoma*				L			7	35
Nov. 28	at Drury				L			7	28

+ Little Rock, Ark.
Shreveport, La.
^ Oklahoma City, Okla.
~ Arkansas victory by forfeit



T.T. McCONNELL
2 SEASONS | 1915-16 | 8-6-1

The beginning of T.T. McConnell's tenure as head coach at Arkansas coincided with the inaugural season of Southwest Conference football. After a 4-2-1 debut in 1915 and four-consecutive wins to open the 1916 season, McConnell's tenure culminated with consecutive losses to LSU, Texas, Oklahoma and Mississippi State.

ARKANSAS BEGINS SOUTHWEST CONFERENCE PLAY

1915 • (4-2-1, 1-1 SWC - T-3rd)

Captain: James Rudd

DATE	OPPONENT	UA/OPP	RK	TV	W	L	T	UA	OPP
Oct. 2	HENDRIX				W			41	0
Oct. 9	OUACHITA BAPTIST				W			13	9
Oct. 16	OKLAHOMA STATE**				W			14	9
Oct. 30	at Saint Louis						T	0	0
Nov. 6	vs. LSU#				L			7	13
Nov. 14	OKLAHOMA*				L			0	24
Nov. 20	MISSOURI-ROLLA				W			46	0

* Southwest Conference game
Shreveport, La.
^ Fort Smith, Ark.

1916 • (4-4, 0-2 SWC - T-5th)

Captain: Chris Reichardt

DATE	OPPONENT	UA/OPP	RK	TV	W	L	T	UA	OPP
Sept. 30	PITTSBURG (KAN.) ST.				W			34	20
Oct. 7	HENDRIX				W			58	0
Oct. 14	EASTERN OKLAHOMA STATE				W			82	0
Oct. 21	MISSOURI-ROLLA				W			60	0
Nov. 4	vs. LSU#				L			7	17
Nov. 18	at Texas*				L			0	52
Nov. 23	OKLAHOMA**				L			13	14
Nov. 25	vs. Mississippi State&				L			7	20

* Southwest Conference game
Shreveport, La.
^ Fort Smith, Ark.
& Memphis, Tenn.



NORMAN PAINE
2 SEASONS | 1917-18 | 8-3-1

Only a loss at Texas in the season finale prevented Norman Paine from an undefeated record in his first season, which began with five consecutive wins. His 1917 win over LSU was Arkansas' only victory against the Tigers in six games from 1915 to 1921. After playing the Sooners to a scoreless tie in 1917, Paine's 1918 team suffered the worst defeat in school history – a 103-0 loss at Oklahoma.

1917 • (5-1-1, 0-1-1 SWC - 6th)

Captain: Gene Davidson

DATE	OPPONENT	UA/OPP	RK	TV	W	L	T	UA	OPP
Oct. 6	CENTRAL MISSOURI ST.				W			34	0
Oct. 13	HENDRIX				W			19	0
Oct. 20	MISSOURI-ROLLA				W			32	0
Oct. 27	TULSA				W			19	7
Nov. 3	vs. LSU#				W			14	0
Nov. 10	OKLAHOMA**						T	0	0
Nov. 17	at Texas*				L			0	20

* Southwest Conference game
Shreveport, La.
^ Fort Smith, Ark.

1918 • (3-2, 0-1 SWC - T-6th)

Captain: Paul Gold

DATE	OPPONENT	UA/OPP	RK	TV	W	L	T	UA	OPP
Sept. 28	CAMP PIKE				L			0	6
Oct. 5	MISSOURI-ROLLA				W			6	0
Oct. 19	at Oklahoma*				L			0	103
Oct. 26	TULSA				W			23	6
Nov. 2	at Missouri State				W			12	6

* Southwest Conference game



J.B. CRAIG
1 SEASON | 1919 | 3-4

Although J.B. Craig's only season included a lopsided 63-7 loss to Tulsa (then known as Henry Kendall), it concluded with a 7-6 win over Oklahoma in the Razorbacks' most recent home meeting with the Sooners. The win avenged the 103-0 loss in Norman, Okla., the year before.

1919 • (3-4, 1-2 SWC - 5th)

Captain: James Coleman

DATE	OPPONENT	UA/OPP	RK	TV	W	L	T	UA	OPP
Oct. 11	HENDRIX				W			7	0
Oct. 18	MISSOURI-ROLLA				W			20	0
Oct. 25	vs. LSU#				L			0	20
Nov. 1	TULSA				L			7	63
Nov. 8	at Texas*				L			7	35
Nov. 15	OKLAHOMA*				W			7	6
Nov. 22	at Rice*				L			7	40

* Southwest Conference game
Shreveport, La.





G.W. MCLAREN
2 SEASONS | 1920-21 | 8-5-3

G.W. McLaren's Razorback teams yielded just 19 points in the six Southwest Conference games during his two-year tenure. His inaugural Arkansas team in 1920 shutout SWC foes SMU, Phillips and Rice en route to a 2-0-1 league mark. Because the SWC did not count ties toward winning percentage until 1925, the 1920 team is credited with a 1.000 league winning percentage but was not credited with a share of the league title won by Texas with a 5-0 conference mark.

1920 • (3-2-2, 2-0-1 SWC - T-1st)

Captain: J. Tate McGill

DATE	OPPONENT	UA/OPP	RK	TV	W	L	T	UA	OPP
Oct. 9	HENDRIX						T	0	0
Oct. 16	TCU				L	2		19	
Oct. 23	at SMU*				W			6	0
Oct. 30	MISSOURI-ROLLA				W			14	0
Nov. 6	vs. LSU#					L		0	3
Nov. 13	at Phillips*				W			20	0
Nov. 20	at Rice*						T	0	0

* Southwest Conference game
Shreveport, La.

1921 • (5-3-1, 2-1 SWC - 3rd)

Captain: Ben Winkleman

DATE	OPPONENT	UA/OPP	RK	TV	W	L	T	UA	OPP
Oct. 1	HENDRIX				W			28	0
Oct. 8	DRURY				W			40	0
Oct. 15	vs. Ouachita Baptist+				W			28	0
Oct. 22	at Oklahoma State*					L		0	7
Oct. 29	SMU^^				W			14	0
Nov. 5	vs. LSU#					L		7	10
Nov. 12	PHILLIPS						T	0	0
Nov. 19	BAYLOR*				W			13	12
Nov. 24	at TCU					L		14	19

* Southwest Conference game
+ Little Rock, Ark.
Shreveport, La.
^ Fort Smith, Ark.



FRANCIS SCHMIDT
7 SEASONS | 1922-28 | 42-20-3

Led by George Cole, Glen Rose and Wear Schoonover, Francis Schmidt's 1927 Razorback team won a then-school-record eight games. After guiding the Hogs to a 7-2 campaign in 1928, Schmidt left UA to take over the TCU program.

1922 • (5-4, 1-3 SWC - 6th)

Captain: Clarence Smith

DATE	OPPONENT	UA/OPP	RK	TV	W	L	T	UA	OPP
Sept. 30	HENDRIX				W			39	0
Oct. 7	DRURY				W			22	0
Oct. 14	vs. Ouachita Baptist+					L		7	13
Oct. 21	at Baylor*					L		13	60
Oct. 28	vs. LSU#				W			40	6
Nov. 4	TULSA~				W			1	0
Nov. 11	at Rice*					L		7	31
Nov. 18	SMU (HC)*				W			9	0
Nov. 30	OKLAHOMA STATE^^					L		0	13

* Southwest Conference game
+ Little Rock, Ark.
Shreveport, La.
^ Fort Smith, Ark.
~ Arkansas victory by forfeit

1923 • (6-2-1, 2-2 SWC - T-4th)

Captain: Sam Coleman

DATE	OPPONENT	UA/OPP	RK	TV	W	L	T	UA	OPP
Sept. 29	CENTRAL ARKANSAS				W			32	0
Oct. 6	DRURY				W			26	0
Oct. 13	RICE*				W			23	0
Oct. 20	BAYLOR*					L		0	14
Oct. 27	vs. LSU#				W			26	13
Nov. 3	OUACHITA BAPTIST (HC)						T	0	0
Nov. 10	at SMU*					L		6	13
Nov. 24	vs. Phillips&				W			32	0
Dec. 1	OKLAHOMA STATE^^				W			13	0

* Southwest Conference game
Shreveport, La.
& Muskogee, Okla.
^ Fort Smith, Ark.

1924 • (7-2-1, 1-2-1 SWC - 7th)

Captain: Yandell Rogers

DATE	OPPONENT	UA/OPP	RK	TV	W	L	T	UA	OPP
Sept. 27	NORTHEASTERN STATE				W			54	6
Oct. 4	MISSOURI STATE				W			47	0
Oct. 11	HENDRIX				W			34	3
Oct. 18	at Baylor*					L		0	13
Oct. 25	OLE MISS+				W			20	0
Nov. 1	vs. LSU#				W			10	7
Nov. 8	SMU (HC)*						T	14	14
Nov. 15	PHILLIPS^				W			28	6
Nov. 21	at Oklahoma State*					L		0	20
Nov. 27	TCU*				W			20	0

* Southwest Conference game
+ Little Rock, Ark.
Shreveport, La.
^ Fort Smith, Ark.

1925 • (4-4-1, 2-2-1 SWC- T4th)

Captain: Brad Scott

DATE	OPPONENT	UA/OPP	RK	TV	W	L	T	UA	OPP
Oct. 3	at Iowa				L			0	26
Oct. 10	OKLAHOMA BAPTIST					L		0	6
Oct. 17	at Rice*					L		9	13
Oct. 24	PHILLIPS				W			45	0
Oct. 31	vs. LSU#				W			12	0
Nov. 7	at SMU*						T	0	0
Nov. 14	at TCU*					L		0	3
Nov. 21	OKLAHOMA STATE (HC)*				W			9	7
Nov. 26	at Tulsa				W			20	7

* Southwest Conference game
Shreveport, La.
NOTE: The LSU and Oklahoma State games were officially recognized as conference games

1926 • (5-5, 2-2 SWC - T-3rd)

Captain: Herman Boozman

DATE	OPPONENT	UA/OPP	RK	TV	W	L	T	UA	OPP
Sept. 26	CENTRAL ARKANSAS				W			60	0
Oct. 2	OLE MISS*				W			21	6
Oct. 9	at Oklahoma					L		6	13
Oct. 16	vs. Hendrix+				W			14	7
Oct. 23	CENTENARY*				W			33	6
Oct. 30	at Kansas State					L		7	16
Nov. 6	vs. LSU*#					L		0	14
Nov. 12	TCU (HC)*					L		7	10
Nov. 19	at Oklahoma State				W			24	2
Nov. 25	at Tulsa					L		7	14

* Southwest Conference game

+ Little Rock, Ark.

Shreveport, La.

NOTE: The Ole Miss, Centenary and LSU games were officially recognized as conference games

1927 • (8-1, 3-1 SWC - 3rd)

Captain: Eusell Coleman

DATE	OPPONENT	UA/OPP	RK	TV	W	L	T	UA	OPP
Oct. 1	COLLEGE OF THE OZARKS				W			32	0
Oct. 8	BAYLOR*				W			13	6
Oct. 15	at Texas A&M*					L		6	40
Oct. 22	MISSOURI-ROLLA				W			34	0
Oct. 29	LSU*#				W			28	0
Nov. 5	at TCU*				W			10	3
Nov. 12	OKLAHOMA STATE (HC)				W			33	20
Nov. 19	AUSTIN				W			42	0
Nov. 26	vs. Hendrix+				W			20	7

* Southwest Conference game

+ Little Rock, Ark.

Shreveport, La.

NOTE: The LSU game was officially recognized as a conference game

1928 • (7-2, 3-1 SWC - 2nd)

Captain: Alva Winters

DATE	OPPONENT	UA/OPP	RK	TV	W	L	T	UA	OPP
Sept. 29	at Ole Miss						L	0	25
Oct. 6	COLLEGE OF THE OZARKS				W			21	0
Oct. 13	vs. Baylor^^				W			14	0
Oct. 27	at Texas*					L		7	20
Oct. 29	TEXAS A&M (HC)*				W			27	12
Nov. 3	vs. LSU*#				W			7	0
Nov. 17	MISSOURI-ROLLA				W			45	6
Nov. 24	OKLAHOMA BAPTIST				W			57	0
Nov. 29	RHODES COLLEGE				W			73	0

* Southwest Conference game

Shreveport, La.

^ Texarkana, Ark.

NOTE: The LSU game was officially recognized as a conference game



FRED THOMSEN
13 SEASONS | 1929-41 | 56-61-10

Still the second-longest tenured head coach in Arkansas football history, Fred Thomsen was an offensive innovator who made the passing game an integral part of the UA attack. He led the Hogs to what would have been their first Southwest Conference title in 1933 only to vacate the championship for using an ineligible player. All-SWC performances by Jack Robbins and Jim Benton helped the Hogs to the SWC crown in 1936 and a tie for 18th in the final Associated Press poll in its first year of existence.

1929 • (7-2, 3-2 SWC - 3rd)

Captain: Clarence Gels

DATE	OPPONENT	UA/OPP	RK	TV	W	L	T	UA	OPP
Sept. 28	COLLEGE OF THE OZARKS				W			37	0
Oct. 5	HENDERSON (ARK.) ST.				W			30	7
Oct. 12	TEXAS*					L		0	27
Oct. 19	at Baylor*				L			20	31
Oct. 26	at Texas A&M*				W			14	13
Nov. 2	LSU#*				W			32	0
Nov. 9	EAST CENTRAL OKLAHOMA				W			52	7
Nov. 16	CENTENARY (HC)				W			13	2
Nov. 28	at Oklahoma State*				W			32	6

* Southwest Conference game
Shreveport, La.
NOTE: The LSU and Oklahoma State games were officially recognized as conference games

1930 • (3-6, 2-2 SWC - T-4th)

Captain: Milan Creighton

DATE	OPPONENT	UA/OPP	RK	TV	W	L	T	UA	OPP
Sept. 27	COLLEGE OF THE OZARKS				W			27	0
Oct. 4	at Tulsa					L		6	26
Oct. 11	at TCU*					L		0	40
Oct. 18	RICE (HC)*				W			7	6
Oct. 25	TEXAS A&M**				W			13	0
Nov. 1	vs. LSU#				L			12	27
Nov. 8	OKLAHOMA STATE				L			0	26
Nov. 15	BAYLOR*				L			7	22
Nov. 27	at Centenary				L			6	7

* Southwest Conference game
+ Little Rock, Ark.
Shreveport, La.

1931 • (3-5-1, 0-4 SWC - 7th)

Captain: Earl Secrest

DATE	OPPONENT	UA/OPP	RK	TV	W	L	T	UA	OPP
Sept. 26	COLLEGE OF THE OZARKS				W			13	6
Oct. 3	HENDRIX				W			19	0
Oct. 10	SMU*					L		6	42
Oct. 17	at Baylor*					L		7	19
Oct. 24	vs. LSU#				L			6	13
Oct. 31	TCU (HC)*				L			0	7
Nov. 3	at Chicago					T		13	13
Nov. 21	at Rice*					L		12	26
Nov. 26	at Centenary				W			6	0

* Southwest Conference game
Shreveport, La.

1932 • (1-6-2, 1-4 SWC - 7th)

Captain: Judson Irwin

DATE	OPPONENT	UA/OPP	RK	TV	W	L	T	UA	OPP
Sept. 24	HENDRIX					T		0	0
Oct. 1	MISSOURI-ROLLA					L		19	20
Oct. 8	at TCU*					L		12	34
Oct. 15	BAYLOR**				W			20	6
Oct. 22	vs. LSU#					L		0	14
Nov. 5	RICE (HC)*				L			7	13
Nov. 12	at SMU*				L			7	13
Nov. 18	TEXAS*				L			0	34
Nov. 26	at Centenary					T		0	0

* Southwest Conference game
+ Little Rock, Ark.
Shreveport, La.

1933 • (7-3-1, 4-1 SWC - 1st)

Captain: Lewis Johnson

DATE	OPPONENT	UA/OPP	RK	TV	W	L	T	UA	OPP
Sept. 23	COLLEGE OF THE OZARKS				W			40	0
Sept. 30	OKLAHOMA BAPTIST				W			42	7
Oct. 7	TCU*				W			13	0
Oct. 14	BAYLOR**				W			19	7
Oct. 21	at LSU#					L		0	20
Oct. 28	SMU (HC)*				W			3	0
Nov. 11	at Rice*					L		6	7
Nov. 18	HENDRIX				W			63	0
Nov. 24	at Texas*				W			20	6
Nov. 30	at Tulsa					L		0	7
Jan. 1	vs. Centenary*					T		7	7

* Southwest Conference game
+ Little Rock, Ark.
Shreveport, La.
> Dixie Classic (Dallas, Texas)
NOTE: No SWC champion recognized in 1933.

1934 • (4-4-2, 2-3-1 SWC - 5th)

Captain: W. R. Benton

DATE	OPPONENT	UA/OPP	RK	TV	W	L	T	UA	OPP
Sept. 29	COLLEGE OF THE OZARKS				W			13	0
Oct. 6	at TCU*				W			24	10
Oct. 13	BAYLOR**				W			6	0
Oct. 20	vs. LSU#					L		0	16
Oct. 27	MISSOURI-ROLLA				W			20	0
Nov. 3	at Texas A&M*					T		7	7
Nov. 10	RICE (HC)*					L		0	7
Nov. 17	at SMU*					L		6	10
Nov. 23	TEXAS*					L		12	19
Nov. 29	at Tulsa					T		7	7

* Southwest Conference game
+ Little Rock, Ark.
Shreveport, La.

1935 • (5-5, 2-4 SWC - 5th)

Captain: Choice Rucker

DATE	OPPONENT	UA/OPP	RK	TV	W	L	T	UA	OPP
Sept. 28	PITTSBURG (KAN.) ST.				W			12	0
Oct. 5	TCU*					L		7	13
Oct. 12	at Baylor*					L		6	13
Oct. 19	vs. LSU#					L		7	13
Oct. 26	COLLEGE OF THE OZARKS				W			51	6
Nov. 2	TEXAS A&M**				W			14	7
Nov. 8	at Rice*					L		7	20
Nov. 16	SMU (HC)*					L		6	17
Nov. 22	at Texas*				W			28	13
Nov. 28	at Tulsa				W			14	7

* Southwest Conference game
Shreveport, La.
+ Little Rock, Ark.

1936 • (7-3, 5-1 SWC - 1st)

SWC CHAMPION • T-18th AP

Captain: Clifford Van Sickle

DATE	OPPONENT	UA/OPP	RK	TV	W	L	T	UA	OPP
Sept. 26	PITTSBURG (KAN.) ST.				W			53	0
Oct. 3	at TCU*					L		14	18
Oct. 10	BAYLOR*				W			14	10
Oct. 16	at George Washington					L		6	13
Oct. 24	vs. LSU#				NR/13			7	19
Oct. 31	at Texas A&M*				W			18	0
Nov. 7	RICE (HC)*				W			20	14
Nov. 14	at SMU*				NR/19			17	0
Nov. 26	at Tulsa				W			23	13
Dec. 3	TEXAS**				18/NR			6	0

* Southwest Conference game
+ Little Rock, Ark.
Shreveport, La.

1937 • (6-2-2, 3-2-1 SWC - 3rd)

T-14th AP

Captains: Jack Robbins, Jim Benton

DATE	OPPONENT	UA/OPP	RK	TV	W	L	T	UA	OPP
Sept. 25	CENTRAL (OKLA.) ST.				W			25	0
Oct. 2	TCU*					T		7	7
Oct. 9	at Baylor*					L		14	20
Oct. 16	at Texas*				W			21	10
Oct. 23	SMU**				W			13	0
Oct. 30	TEXAS A&M (HC)*				20/NR			26	13
Nov. 6	at Rice*				16/NR			L	20
Nov. 13	vs. Ole Miss#				20/NR			W	32
Nov. 20	GEORGE WASHINGTON+					T		0	0
Nov. 25	at Tulsa				W			28	7

* Southwest Conference game
+ Little Rock, Ark.
Memphis, Tenn.
^ Fort Smith, Ark.

1938 • (2-7-1, 1-5 SWC - 7th)

Captain: Lloyd Woodell

DATE	OPPONENT	UA/OPP	RK	TV	W	L	T	UA	OPP
Sept. 24	OKLAHOMA STATE				W			27	7
Oct. 1	at TCU*					L		14	21
Oct. 8	BAYLOR*					L		6	9
Oct. 15	TEXAS**					W		42	6
Oct. 22	at Santa Clara				NR/6			L	6
Oct. 29	at Texas A&M*					L		7	13
Nov. 5	RICE (HC)*					L		0	3
Nov. 12	at SMU*					L		6	19
Nov. 16	Ole Miss#					L		14	20
Nov. 24	at Tulsa					T		6	6

* Southwest Conference game
+ Little Rock, Ark.
Memphis, Tenn.

1939 • (4-5-1, 2-3-1 SWC - 5th)

Captains: Kay Eakin, Ray Cole

DATE	OPPONENT	UA/OPP	RK	TV	W	L	T	UA	OPP
Sept. 23	OKLAHOMA STATE				W			32	6
Sept. 30	vs. Mississippi State#					L		0	19
Oct. 7	TCU*					W		14	13
Oct. 14	at Baylor*					L		7	19
Oct. 21	at Texas*					L		13	14
Oct. 28	at Villanova					L		0	7
Nov. 4	TEXAS A&M (HC)*				NR/5			L	0
Nov. 11	at Rice*					T		12	12
Nov. 17	SMU**				NR/17			W	14
Nov. 30	at Tulsa					W		23	0

* Southwest Conference game
+ Little Rock, Ark.
Memphis, Tenn.

1940 • (4-6, 1-5 SWC - 6th)

Captains: A.J. Yates, Howard Hickey

DATE	OPPONENT	UA/OPP	RK	TV	W	L	T	UA	OPP
Sept. 28	E. CENT. (OKLA.) ST.				W			38	0
Oct. 5	at TCU*					L		0	20
Oct. 12	BAYLOR*				W			12	6
Oct. 19	TEXAS**				NR/14			L	0
Oct. 26	vs. Ole Miss#					W		21	20
Nov. 2	at Texas A&M*								

SEASON-BY-SEASON RESULTS



GEORGE COLE
1 SEASON | 1942 | 3-7

The first of just two Arkansas graduates to serve as head football coach at his alma mater, George Cole went on to serve as athletic director at the school from 1970 to 1972. An All-Southwest Conference quarterback and a shortstop on the UA baseball team during his collegiate career, Cole began his administrative career as a line coach for the Razorbacks in 1936 and served as assistant athletic director under John Barnhill. Arkansas' baseball facility, Baum Stadium at George Cole Field, bears his name.

1942 • (3-7, 0-6 SWC - 7th)

Captains: Clayton Wynne, Robert Forte

DATE	OPPONENT	UA/OPP	RK	TV	W	L	T	UA	OPP
Sept. 26	WICHITA STATE				W			27	0
Oct. 3	at TCU*					L		6	13
Oct. 10	BAYLOR*					L		7	20
Oct. 17	TEXAS*+	NR/20				L		6	47
Oct. 24	vs. Ole Miss#				W			7	6
Oct. 31	at Texas A&M*					L		0	41
Nov. 7	RICE (HC)*					L		9	40
Nov. 14	at SMU*					L		6	14
Nov. 21	at Detroit					W		14	7
Nov. 26	at Tulsa	NR/6				L		7	40

* Southwest Conference game
+ Little Rock, Ark.
Memphis, Tenn.



JOHN TOMLIN
1 SEASON | 1943 | 2-7

The Razorbacks managed just two wins and tied for fifth place in the Southwest Conference in their only season under John Tomlin. His brief tenure ended with one of the most lopsided losses in UA history, a 61-0 loss at Tulsa.

1943 • (2-7, 1-4 SWC - T-5th)

Captains: Lamar Dangler, Ben Jones

DATE	OPPONENT	UA/OPP	RK	TV	W	L	T	UA	OPP
Sept. 25	MISSOURI-ROLLA				W			59	0
Oct. 2	TCU*+					L		0	13
Oct. 9	MONTICELLO NAVY					L		12	20
Oct. 16	at Texas*					L		0	34
Oct. 30	TEXAS A&M (HC)*	NR/19				L		0	13
Nov. 6	at Rice*					L		7	20
Nov. 13	at SMU*#				W			14	12
Nov. 19	OKLAHOMA STATE*					L		13	19
Nov. 25	at Tulsa	NR/20				L		0	61

* Southwest Conference game
+ Little Rock, Ark.
San Antonio, Texas
^ Fort Smith, Ark.



GLEN ROSE
2 SEASONS | 1944-45 | 8-12-1

While guiding the Razorback football program through the final years of the World War II era, Glen Rose recorded back-to-back wins over Ole Miss and directed the Hogs in their most recent game against an in-state opponent - a 41-0 win over Arkansas-Monticello (then known as Arkansas A&M) in the 1944 season finale.

1944 • (5-5-1, 2-2-1 SWC - 3rd)

Captains: Lamar Dangler, James Young

DATE	OPPONENT	UA/OPP	RK	TV	W	L	T	UA	OPP
Sept. 23	at Missouri*				W			7	6
Sept. 29	at Oklahoma State&					L		0	19
Oct. 7	at TCU*						T	6	6
Oct. 14	NORMAN NAVY					L		7	27
Oct. 21	TEXAS*+					L		0	19
Oct. 28	vs. Ole Miss#				W			26	18
Nov. 4	at Texas A&M*				W			7	6
Nov. 11	RICE (HC)*				W			12	7
Nov. 18	at SMU*					L		12	20
Nov. 23	at Tulsa					L		2	33
Dec. 2	ARKANSAS-MONTICELLO				W			41	0

* Southwest Conference game
+ Little Rock, Ark.
Memphis, Tenn.
^ St. Louis, Mo.
& Oklahoma City, Okla.

1945 • (3-7, 1-5 SWC - 7th)

Captains: Earl Wheeler, Henry Ford

DATE	OPPONENT	UA/OPP	RK	TV	W	L	T	UA	OPP
Sept. 22	at Barksdale AFB#				W			12	6
Sept. 29	OKLAHOMA STATE					L		14	19
Oct. 6	TCU*				W			27	14
Oct. 13	at Baylor*					L		13	23
Oct. 20	TEXAS*+	NR/10				L		7	34
Oct. 27	vs. Ole Miss*				W			19	0
Nov. 3	TEXAS A&M (HC)*					L		0	34
Nov. 10	at Rice*					L		7	26
Nov. 17	at SMU*					L		0	21
Nov. 23	at Tulsa	NR/17				L		13	45

* Southwest Conference game
+ Little Rock, Ark.
Shreveport, La.
^ Memphis, Tenn.



JOHN BARNHILL
4 SEASONS | 1946-49 | 22-17-3

Widely credited with uniting the state of Arkansas behind the Razorback program, John Barnhill led UA to a share of the Southwest Conference title and its first Cotton Bowl berth in the first of his four seasons before retiring from coaching to focus on his duties as athletic director. His coaching tenure included the debut of War Memorial Stadium in Little Rock, Ark., the Hogs' second and third bowl appearances and the recruitment of 1948 All-American and Olympic silver medal winner Clyde Scott.

1946 • (6-3-2, 5-1 SWC - T-1st)

SWC CO-CHAMPION • 16th AP

Captain: Joyce Pipkin

DATE	OPPONENT	UA/OPP	RK	TV	W	L	T	UA	OPP
Sept. 21	N'WESTERN (LA.) ST.				W			21	14
Sept. 28	at Oklahoma State						T	21	21
Oct. 5	at TCU*				W			34	14
Oct. 12	BAYLOR*	18/NR			W			13	0
Oct. 19	at Texas*	14/3				L		0	20
Oct. 26	vs. Ole Miss#					L		7	9
Nov. 2	at Texas A&M*				W			7	0
Nov. 9	RICE*+	NR/5			W			7	0
Nov. 16	SMU (HC)*	17/NR			W			13	0
Nov. 28	at Tulsa	10/NR				L		13	14
Jan. 1	vs. LSU>	16/8					T	0	0

* Southwest Conference game
+ Little Rock, Ark.
Memphis, Tenn.
> 1947 Cotton Bowl (Dallas, Texas)

1947 • (6-4-1, 1-4-1 SWC - T-5th)

Captain: James Minor

DATE	OPPONENT	UA/OPP	RK	TV	W	L	T	UA	OPP
Sept. 20	N'WESTERN (LA.) ST.				W			64	0
Sept. 27	NORTH TEXAS+				W			12	0
Oct. 4	TCU*				W			6	0
Oct. 11	at Baylor*					L		9	17
Oct. 18	vs. Texas*#	NR/3				L		6	21
Oct. 25	vs. Ole Miss#				W			19	14
Nov. 1	TEXAS A&M (HC)*						T	21	21
Nov. 8	at Rice*					L		0	26
Nov. 15	at SMU*	NR/4				L		6	14
Nov. 27	at Tulsa				W			27	13
Jan. 1	vs. William & Mary>	NR/14			W			21	19

* Southwest Conference game
+ Little Rock, Ark.
Memphis, Tenn.
> 1948 Dixie Bowl (Birmingham, Ala.)

1948 • (5-5, 2-4 SWC - 5th)

Captain: Clyde Scott

DATE	OPPONENT	UA/OPP	RK	TV	W	L	T	UA	OPP
Sept. 18	ABILENE CHRISTIAN+				W			40	6
Sept. 25	EAST TEXAS STATE				W			46	7
Oct. 2	at TCU*			NA	W			27	14
Oct. 9	BAYLOR*	13/NR				L		7	23
Oct. 16	at Texas*					L		6	14
Oct. 30	at Texas A&M*				W			28	6
Nov. 6	RICE*+					L		6	25
Nov. 13	SMU (HC)*	NR/7				L		12	14
Nov. 20	TULSA+				W			55	18
Nov. 27	WILLIAM & MARY+	NR/20				L		0	19

* Southwest Conference game
+ Little Rock, Ark.

1949 • (5-5, 2-4 SWC - 6th)

Captain: Alvin Duke

DATE	OPPONENT	UA/OPP	RK	TV	W	L	T	UA	OPP
Sept. 24	NORTH TEXAS+				W			33	19
Oct. 1	TCU*				W			27	7
Oct. 8	at Baylor*					L		13	35
Oct. 15	TEXAS*+	NR/16				L		14	27
Oct. 22	at Vanderbilt				W			7	6
Oct. 29	TEXAS A&M (HC)*				W			27	6
Nov. 5	at Rice*	NR/8				L		0	14
Nov. 12	at SMU*	NR/12				L		6	34
Nov. 19	WILLIAM & MARY+					L		0	20
Nov. 26	TULSA				W			40	7

* Southwest Conference game
+ Little Rock, Ark.



OTIS DOUGLAS
3 SEASONS | 1950-52 | 9-21

Despite personnel that included future NFL stars Fred Williams, Dave "Hawg" Hanner, Pat Summerall, Lamar McHan, Floyd Sagely and Lewis Carpenter, the Razorbacks managed just nine wins during Douglas' three-year tenure. The highlight of his stay was a 16-14 win over Texas in 1951 – the Razorbacks' first win over the Longhorns in Fayetteville.

1950 • (2-8, 1-5 SWC - 7th)

Captain: George Eckert

DATE	OPPONENT	UA/OPP	RK	TV	W	L	T	UA	OPP
Sept. 23	OKLAHOMA STATE+				L	7	12		
Sept. 30	NORTH TEXAS				W	50	6		
Oct. 7	at TCU*				L	6	13		
Oct. 14	BAYLOR*				W	27	6		
Oct. 21	at Texas*	NR/7			L	14	19		
Oct. 28	VANDERBILT+				L	13	14		
Nov. 4	at Texas A&M*				L	13	42		
Nov. 11	RICE (HC)*				L	6	9		
Nov. 18	SMU**	NR/14			L	7	14		
Nov. 23	at Tulsa				L	13	28		

* Southwest Conference game
+ Little Rock, Ark.

1951 • (5-5, 2-4 SWC - 6th)

Captains: Dave Hanner, Pat Summerall

DATE	OPPONENT	UA/OPP	RK	TV	W	L	T	UA	OPP
Sept. 22	at Oklahoma State				W	42	7		
Sept. 29	ARIZONA STATE				W	30	13		
Oct. 6	TCU*				L	7	17		
Oct. 13	at Baylor*	NR/12			L	7	9		
Oct. 20	TEXAS*	NR/4			W	16	14		
Oct. 27	SANTA CLARA+	19/NR			L	12	21		
Nov. 3	TEXAS A&M (HC)*	NR/18			W	33	21		
Nov. 10	at Rice*	20/NR			L	0	6		
Nov. 17	at SMU*				L	7	47		
Nov. 24	TULSA+				W	24	7		

* Southwest Conference game
+ Little Rock, Ark.

1952 • (2-8, 1-5 SWC - 7th)

Captains: Dean Pryor, Buddy Sutton

DATE	OPPONENT	UA/OPP	RK	TV	W	L	T	UA	OPP
Sept. 20	OKLAHOMA STATE+				W	22	20		
Sept. 27	HOUSTON				L	7	17		
Oct. 4	at TCU*				L	7	13		
Oct. 11	BAYLOR*+				W	20	17		
Oct. 18	at Texas*				L	7	44		
Oct. 25	OLE MISS+				L	7	34		
Nov. 1	at Texas A&M*				L	12	31		
Nov. 8	RICE*				L	33	35		
Nov. 15	SMU (HC)*				L	17	27		
Nov. 22	at Tulsa				L	34	44		

* Southwest Conference game
+ Little Rock, Ark.



BOWDEN WYATT
2 SEASONS | 1953-54 | 11-10

After an inauspicious 3-7-0 mark in his initial campaign, Bowden Wyatt led the "25 Little Pigs" to Arkansas' second Southwest Conference title in 1954. That season also saw the Hogs earn their first win at Texas in 17 years, followed the next week by a 6-0 upset of Ole Miss on a 66-yard touchdown pass from Bob Benson to Preston Carpenter known to Razorback fans as the "Powder River Play." Wyatt left after the 1954 season to coach Tennessee, his alma mater.

1953 • (3-7, 2-4 SWC - 5th)

Captains: Jim Speering, Ralph Troillett

DATE	OPPONENT	UA/OPP	RK	TV	W	L	T	UA	OPP
Sept. 26	OKLAHOMA STATE+				L	6	7		
Oct. 3	TCU*				W	13	6		
Oct. 10	at Baylor*	NR/9			L	7	14		
Oct. 17	TEXAS (HC)*				L	7	16		
Oct. 24	vs. Ole Miss#	ABC			L	0	28		
Oct. 31	TEXAS A&M*+				W	41	14		
Nov. 7	at Rice*				L	0	47		
Nov. 14	at SMU*				L	7	13		
Nov. 21	LSU+				L	8	9		
Nov. 28	TULSA				W	27	7		

* Southwest Conference game
+ Little Rock, Ark.
Memphis, Tenn.

1954 • (8-3, 5-1 SWC - 1st)

SWC CHAMPION • 10th AP/8th UPI

Captains: Bobby Proctor, Jim Roth

DATE	OPPONENT	UA/OPP	RK	TV	W	L	T	UA	OPP
Sept. 25	TULSA				W	41	0		
Oct. 2	at TCU*				W	20	13		
Oct. 9	BAYLOR*				W	21	20		
Oct. 16	at Texas*	12/NR			W	20	7		
Oct. 23	OLE MISS+	7/5			W	6	0		
Oct. 30	at Texas A&M*	4/NR			W	14	7		
Nov. 6	RICE*+	4/15			W	28	15		
Nov. 13	SMU (HC)*	4/19			L	14	21		
Nov. 20	vs. LSU#	9/NR			L	6	7		
Nov. 27	at Houston	13/NR			W	19	0		
Jan. 1	vs. Georgia Tech>	10/NR	NBC		L	6	14		

* Southwest Conference game
+ Little Rock, Ark.
Shreveport, La.
> 1955 Cotton Bowl (Dallas, Texas)



JACK MITCHELL
3 SEASONS | 1955-57 | 17-12-1

Jack Mitchell led Arkansas to three winning seasons and consecutive wins over Texas in 1955 and 1956 and consecutive wins over unbeaten Ole Miss teams in 1956 and 1957 before leaving UA for Kansas following the 1957 season.

1955 • (5-4-1, 3-2-1 SWC - 4th)

Captains: Preston Carpenter, Henry Moore

DATE	OPPONENT	UA/OPP	RK	TV	W	L	T	UA	OPP
Sept. 17	TULSA				W	21	6		
Sept. 24	OKLAHOMA STATE+	17/NR			W	21	0		
Oct. 1	TCU*	NR/10			L	0	26		
Oct. 8	at Baylor*				L	20	25		
Oct. 15	TEXAS*+				W	27	20		
Oct. 22	at Ole Miss				L	7	17		
Oct. 29	TEXAS A&M (HC)*	NR/11			T	7	7		
Nov. 5	at Rice*			NA	W	10	0		
Nov. 12	at SMU*			NA	W	6	0		
Nov. 19	LSU+				L	7	13		

* Southwest Conference game
+ Little Rock, Ark.

1956 • (6-4, 3-3 SWC - 4th)

Captains: Neil Martin, Ted Souter

DATE	OPPONENT	UA/OPP	RK	TV	W	L	T	UA	OPP
Sept. 22	HARDIN-SIMMONS				W	21	6		
Sept. 29	OKLAHOMA STATE+				W	19	7		
Oct. 6	at TCU*			NA	L	6	41		
Oct. 13	BAYLOR*				L	7	14		
Oct. 20	at Texas*				W	32	14		
Oct. 27	OLE MISS+				W	14	0		
Nov. 3	at Texas A&M*			NA	L	0	27		
Nov. 10	RICE (HC)*				W	27	12		
Nov. 17	SMU*+				W	27	13		
Nov. 24	vs. LSU#				L	7	21		

* Southwest Conference game
+ Little Rock, Ark.
Shreveport, La.

1957 • (6-4, 2-4 SWC - T-5th)

Captains: Jay Donathan, Gerald Nesbit, George Walker

DATE	OPPONENT	UA/OPP	RK	TV	W	L	T	UA	OPP
Sept. 21	OKLAHOMA STATE+				W	12	0		
Sept. 28	TULSA				W	41	14		
Oct. 5	TCU*+	NR/18			W	20	7		
Oct. 12	at Baylor*	11/NR			W	20	17		
Oct. 19	TEXAS*	10/NR			L	0	17		
Oct. 26	vs. Ole Miss#	NR/6			W	12	6		
Nov. 2	TEXAS A&M (HC)*	11/1			L	6	7		
Nov. 9	at Rice*	12/NR		NA	L	7	13		
Nov. 16	at SMU*				L	22	27		
Nov. 23	TEXAS TECH+				W	47	26		

* Southwest Conference game
+ Little Rock, Ark.
Memphis, Tenn.

NOTE: The Texas Tech game was not officially recognized as a conference game because Texas Tech was not a full SWC member





FRANK BROYLES

19 SEASONS | 1958-76 | 144-58-5

Frank Broyles' arrival at Arkansas prior to the 1958 season marked the beginning of a relationship between Broyles and the institution. He served as athletic director from 1973-2007. With 144 wins in 19 seasons, Broyles ranks as the winningest and longest-tenured head football coach in UA history. His 1964 team went 11-0 to earn the school's only national championship and No. 1 final ranking by the Football Writers Association of America. He led the Razorbacks to 10 bowl appearances, including nine New Year's Day Bowls.

1958 • (4-6, 2-4 SWC - T-5th)

Captains: Richard Bell, Billy Micheal

DATE	OPPONENT	UA/OPP	RK	TV	W	L	T	UA	OPP
Sept. 20	BAYLOR*				L	0	12		
Sept. 27	TULSA				L	14	27		
Oct. 4	at TCU*				L	7	12		
Oct. 11	RICE*				L	0	24		
Oct. 18	TEXAS*	NR/7			L	6	24		
Oct. 25	OLE MISS*	NR/6			L	12	14		
Nov. 1	at Texas A&M*				W	21	8		
Nov. 8	HARDIN-SIMMONS*				W	60	15		
Nov. 15	SMU (HC)*	NR/15			W	13	6		
Nov. 22	at Texas Tech				W	14	8		

* Southwest Conference game

+ Little Rock, Ark.

NOTE: The Texas Tech game was not officially recognized as a conference game because Texas Tech was not a full SWC member

1959 • (9-2, 5-1 SWC - T-1st)

SWC CO-CHAMPION • 9th AP/9th UPI

Captains: Billy Luplow, James Monroe, Barry Switzer

DATE	OPPONENT	UA/OPP	RK	TV	W	L	T	UA	OPP
Sept. 19	TULSA				W	28	0		
Sept. 26	OKLAHOMA STATE+				W	13	7		
Oct. 3	TCU*				W	3	0		
Oct. 10	at Baylor*	19/NR			W	23	7		
Oct. 17	TEXAS**	12/3			L	12	13		
Oct. 24	vs. Ole Miss#	10/4			L	0	28		
Oct. 31	TEXAS A&M (HC)*	17/NR	NA		W	12	7		
Nov. 7	at Rice*	16/NR			W	14	10		
Nov. 14	at SMU*	20/NR	NA		W	17	14		
Nov. 21	TEXAS TECH+	13/NR			W	27	8		
Jan. 2	vs. Georgia Tech>	9/NR	NA		W	14	7		

* Southwest Conference game

+ Little Rock, Ark.

Memphis, Tenn.

> 1960 Gator Bowl (Jacksonville, Fla.)

NOTE: The Texas Tech game was not officially recognized as a conference game because Texas Tech was not a full SWC member

1960 • (8-3, 6-1 SWC - 1st)

SWC CHAMPION • 7th AP/7th UPI

Captains: Steve Butler, Wayne Harris

DATE	OPPONENT	UA/OPP	RK	TV	W	L	T	UA	OPP
Sept. 17	OKLAHOMA STATE+	19/NR			W	9	0		
Sept. 24	TULSA				W	48	7		
Oct. 1	at TCU*	14/NR			W	7	0		
Oct. 8	BAYLOR*	20/3			L	14	28		
Oct. 15	at Texas*	NR/11	ABC		W	24	23		
Oct. 22	OLE MISS+	14/2			L	7	10		
Oct. 29	at Texas A&M*	12/NR			W	7	3		
Nov. 5	RICE**	16/10			W	3	0		
Nov. 12	SMU (HC)*	9/NR			W	26	3		
Nov. 19	at Texas Tech*	7/NR			W	34	6		
Jan. 1	vs. Duke>	7/10	CBS		L	6	7		

* Southwest Conference game

+ Little Rock, Ark.

> 1961 Cotton Bowl (Dallas, Texas)

1961 • (8-3, 6-1 SWC - T-1st)

SWC CO-CHAMPION • 9th AP/8th UPI

Captains: John Childress, Harold Horton, George McKinney

DATE	OPPONENT	UA/OPP	RK	TV	W	L	T	UA	OPP
Sept. 23	at Ole Miss#	12/9	ABC-N		L	0	16		
Sept. 30	TULSA				W	6	0		
Oct. 7	TCU**	NR/18			W	28	3		
Oct. 14	at Baylor*	20/9			W	23	13		
Oct. 21	TEXAS*	10/3			L	7	33		
Oct. 28	N'WESTERN (LA.) ST.+				W	42	7		
Nov. 4	TEXAS A&M (HC)*	22/NR			W	15	8		
Nov. 11	at Rice*	18/NR			W	10	0		
Nov. 18	at SMU*	14/NR			W	21	7		
Nov. 25	TEXAS TECH**	9/NR			W	28	0		

Jan. 1 vs. Alabama>

* Southwest Conference game

+ Little Rock, Ark.

Jackson, Miss.

> 1962 Sugar Bowl (New Orleans, La.)

1962 • (9-2, 6-1 SWC - 2nd)

6th AP/6th UPI

Captains: Billy Moore, Ray Trail

DATE	OPPONENT	UA/OPP	RK	TV	W	L	T	UA	OPP
Sept. 22	OKLAHOMA STATE+	15/NR			W	34	7		
Sept. 29	TULSA	11/NR			W	42	14		
Oct. 6	at TCU*	15/NR			W	42	14		
Oct. 13	BAYLOR*	8/NR			W	28	21		
Oct. 20	at Texas*	7/1			L	3	7		
Oct. 27	HARDIN-SIMMONS+	9/NR			W	49	7		
Nov. 3	at Texas A&M*	8/NR			W	17	7		
Nov. 10	RICE (HC)*	6/NR			W	28	14		
Nov. 17	SMU**	7/NR			W	9	7		
Nov. 24	at Texas Tech*	7/NR			W	34	0		
Jan. 1	vs. Ole Miss>	6/3	NBC		L	13	17		

* Southwest Conference game

+ Little Rock, Ark.

> 1963 Sugar Bowl (New Orleans, La.)

1963 • (5-5, 3-4 SWC - 4th)

Captains: Jim Grizzle, Mike Parker

DATE	OPPONENT	UA/OPP	RK	TV	W	L	T	UA	OPP
Sept. 21	OKLAHOMA STATE+	8/NR			W	21	0		
Sept. 28	MISSOURI+	8/NR			L	6	7		
Oct. 5	TCU*	12/25			W	18	3		
Oct. 12	at Baylor*	12/NR			L	10	14		
Oct. 19	TEXAS**	12/1			L	13	17		
Oct. 26	TULSA	11/NR			W	56	7		
Nov. 2	TEXAS A&M**	11/NR			W	21	7		
Nov. 9	at Rice*		NA		L	0	7		
Nov. 16	at SMU*				L	7	14		
Nov. 23	TEXAS TECH (HC)*				W	27	20		

* Southwest Conference game

+ Little Rock, Ark.

1964 • (11-0, 7-0 SWC - 1st) • NATIONAL CHAMPION

SWC CHAMPION • 1st FWAA/2nd AP/2nd UPI

Captains: Seniors

DATE	OPPONENT	UA/OPP	RK	TV	W	L	T	UA	OPP
Sept. 19	OKLAHOMA STATE+	11/NR			W	14	10		
Sept. 26	TULSA	11/NR	NA		W	31	22		
Oct. 3	at TCU*	11/NR			W	29	6		
Oct. 10	BAYLOR**	9/NR			W	17	6		
Oct. 17	at Texas*	8/1			W	14	13		
Oct. 24	WICHITA STATE+	4/NR			W	17	0		
Oct. 31	at Texas A&M*	4/NR			W	17	0		
Nov. 7	RICE*	4/NR			W	21	0		
Nov. 14	SMU (HC)*	3/NR			W	44	0		
Nov. 21	at Texas Tech*	3/NR			W	17	0		
Jan. 1	vs. Nebraska>	2/6	CBS		W	10	7		

* Southwest Conference game

+ Little Rock, Ark.

> 1965 Cotton Bowl (Dallas, Texas)

1965 • (10-1, 7-0 SWC - 1st)

SWC CHAMPION • 3rd AP/2nd UPI

Captains: Seniors

DATE	OPPONENT	UA/OPP	RK	TV	W	L	T	UA	OPP
Sept. 18	OKLAHOMA STATE+	6/NR			W	28	14		
Sept. 25	TULSA	5/NR			W	20	12		
Oct. 2	TCU**	4/NR			W	28	0		
Oct. 9	at Baylor*	3/NR			W	38	7		
Oct. 16	TEXAS*	3/1	NBC-N		W	27	24		
Oct. 23	NORTH TEXAS+	1/NR			W	55	20		
Oct. 30	TEXAS A&M**	2/NR			W	31	0		
Nov. 6	at Rice*	2/NR			W	31	0		
Nov. 13	at SMU*	2/NR			W	24	3		
Nov. 20	TEXAS TECH (HC)*	2/9	NA-R		W	42	24		
Jan. 1	vs. LSU>	2/15	CBS-N		L	7	14		

* Southwest Conference game

+ Little Rock, Ark.

> 1966 Cotton Bowl (Dallas, Texas)

1966 • (8-2, 5-2 SWC - T-2nd)

13th UPI

Captains: Seniors

DATE	OPPONENT	UA/OPP	RK	TV	W	L	T	UA	OPP
Sept. 17	OKLAHOMA STATE+	5/NR			W	14	10		
Sept. 24	TULSA	6/NR			W	27	8		
Oct. 1	at TCU*	7/NR			W	21	0		
Oct. 8	BAYLOR*	5/12			L	0	7		
Oct. 15	at Texas*	12/NR	NBC		W	12	7		
Oct. 22	WICHITA STATE+	11/NR			W	41	0		
Oct. 29	at Texas A&M*	9/21			W	34	0		
Nov. 5	RICE**	8/NR			W	31	20		
Nov. 12	SMU (HC)*	6/15			W	22	0		
Nov. 19	at Texas Tech*	6/NR			L	16	21		

* Southwest Conference game

+ Little Rock, Ark.

1967 • (4-5-1, 3-3-1 SWC - 5th)

Captains: Hartford Hamilton, Ernest Ruple, Larry Watkins

DATE	OPPONENT	UA/OPP	RK	TV	W	L	T	UA	OPP
Sept. 23	OKLAHOMA STATE+	11/NR			L	6	7		
Sept. 30	TULSA				L	12	14		
Oct. 7	TCU*				W	26	0		
Oct. 14	at Baylor*				T	10	10		
Oct. 21	TEXAS**		ABC		L	12	21		
Oct. 28	KANSAS STATE+				W	28	7		
Nov. 4	TEXAS A&M (HC)*				L	21	33		
Nov. 11	at Rice*				W	23	9		
Nov. 18	at SMU*				W	35	17		
Nov. 25	TEXAS TECH**		NA		L	27	31		

* Southwest Conference game

+ Little Rock, Ark.

1968 • (10-1, 6-1 SWC - T-1st)

SWC CO-CHAMPION • 6th AP/9th UPI

1970 • (9-2, 6-1 SWC - 2nd)

11th AP/12th UPI

Captains: Bill Burnett, Bill Montgomery,

Dick Bumpas, Mike Boschetti

DATE	OPPONENT	UA/OPP	TV	W	L	T	UA	OPP
Sept. 12	STANFORD+	4/10	NA		L		28	34
Sept. 19	OKLAHOMA STATE+	11/NR		W			23	7
Sept. 26	TULSA	12/NR		W			26	7
Oct. 3	at TCU*	11/NR		W			49	14
Oct. 10	BAYLOR**	10/NR		W			41	7
Oct. 24	WICHITA STATE+	9/NR		W			62	0
Oct. 31	at Texas A&M*	8/NR		W			45	6
Nov. 7	RICE*	7/NR		W			38	14
Nov. 14	SMU (HC)*	7/NR		W			36	3
Nov. 21	at Texas Tech*	6/19		W			24	10
Dec. 5	at Texas*	4/1	NA		L		7	42

* Southwest Conference game
+ Little Rock, Ark.

1971 • (8-3-1, 5-1-1 SWC - 2nd)

16th AP/T20th UPI

Captains: David Hogue, Ronnie Jones,

Mike Kelson, Kay Maybry, Bobby Nichols

DATE	OPPONENT	UA/OPP	TV	W	L	T	UA	OPP
Sept. 11	CALIFORNIA+	7/NR		W			51	20
Sept. 18	OKLAHOMA STATE+	6/NR		W			18	10
Sept. 25	TULSA	7/NR			L		20	21
Oct. 2	TCU*	18/NR		W			49	15
Oct. 9	at Baylor*	17/NR		W			35	7
Oct. 16	TEXAS**	16/NR	ABC	W			31	7
Oct. 23	NORTH TEXAS	9/NR		W			60	21
Oct. 30	TEXAS A&M**	8/NR			L		9	17
Nov. 6	at Rice*	16/NR				T	24	24
Nov. 13	at SMU*	18/NR	ABC	W			18	13
Nov. 20	TEXAS TECH (HC)*	17/NR		W			15	0
Dec. 20	vs. Tennessee>	18/9	ABC		L		13	14

* Southwest Conference game
+ Little Rock, Ark.
> 1971 Liberty Bowl (Memphis, Tenn.)

1972 • (6-5, 3-4 SWC - T-4th)

Captains: Louis Campbell, Jim Hodge,

Tom Reed, Don Wunderly

DATE	OPPONENT	UA/OPP	TV	W	L	T	UA	OPP
Sept. 9	SOUTHERN CALIFORNIA+	4/8			L		10	31
Sept. 23	OKLAHOMA STATE+			W			24	23
Sept. 30	TULSA			W			21	20
Oct. 7	at TCU*			W			27	13
Oct. 14	BAYLOR*	20/NR		W			31	20
Oct. 21	at Texas*	17/14	ABC		L		15	35
Oct. 28	NORTH TEXAS+	18/NR		W			42	16
Nov. 4	at Texas A&M*	20/NR			L		7	10
Nov. 11	RICE**				L		20	23
Nov. 18	SMU (HC)*				L		7	22
Nov. 25	at Texas Tech*	NR/20		W			24	14

* Southwest Conference game
+ Little Rock, Ark.

1973 • (5-5-1, 3-3-1 SWC - T-4th)

Captains: Nick Avlos, Jack Ettinger, Steve Hedgepeth,

Dickey Morton, Danny Rhodes

DATE	OPPONENT	UA/OPP	TV	W	L	T	UA	OPP
Sept. 15	at Southern California	NR/1			L		0	17
Sept. 22	OKLAHOMA STATE+		NA		L		6	38
Sept. 29	IOWA STATE			W			21	19
Oct. 6	TCU**			W			13	5
Oct. 13	at Baylor*			W			13	7
Oct. 20	TEXAS*				L		6	34
Oct. 27	TULSA+			W			20	6
Nov. 3	TEXAS A&M (HC)*			W			14	10
Nov. 10	at Rice*				L		7	17
Nov. 17	at SMU*				T		7	7
Nov. 24	TEXAS TECH**	NR/12			L		17	24

* Southwest Conference game
+ Little Rock, Ark.

1974 • (6-4-1, 3-3-1 SWC - T-4th)

Captains: Billy Burns, Rollen Smith

DATE	OPPONENT	UA/OPP	TV	W	L	T	UA	OPP
Sept. 14	SOUTHERN CALIFORNIA+	NR/5		W			22	7
Sept. 21	OKLAHOMA STATE+	10/NR			L		7	26
Sept. 28	TULSA			W			60	0
Oct. 5	at TCU*	20/NR		W			49	0
Oct. 12	BAYLOR*	14/NR			L		17	21
Oct. 19	at Texas*	NR/16	ABC		L		7	38
Oct. 26	COLORADO STATE+			W			43	9
Nov. 2	at Texas A&M*	NR/8			L		10	20
Nov. 9	RICE (HC)*			W			25	6
Nov. 16	SMU**					T	24	24
Nov. 23	at Texas Tech*			W			21	13

* Southwest Conference game
+ Little Rock, Ark.

1975 • (10-2, 6-1 SWC - T-1st)

SWC CO-CHAMPION • 7th AP/6th UPI

Captains: Scott Bull, Mike Campbell, Ike Forte, Hal McAfee

DATE	OPPONENT	UA/OPP	TV	W	L	T	UA	OPP
Sept. 13	AIR FORCE+			W			35	0
Sept. 20	at Oklahoma State	16/NR			L		13	20
Sept. 27	TULSA			W			31	15
Oct. 4	TCU**			W			19	8
Oct. 11	at Baylor*			W			41	3
Oct. 18	TEXAS*	20/8	ABC		L		18	24
Oct. 25	UTAH STATE+			W			31	0
Nov. 8	at Rice*			W			20	16
Nov. 15	at SMU*			W			35	7
Nov. 22	TEXAS TECH (HC)*	19/NR		W			31	14
Dec. 6	TEXAS A&M**	18/2	ABC	W			31	6
Jan. 1	vs. Georgia>	18/19	CBS	W			31	10

* Southwest Conference game
+ Little Rock, Ark.
> 1976 Cotton Bowl (Dallas, Texas)

1976 • (5-5-1, 3-4-1 SWC - 6th)

Captains: Seniors

DATE	OPPONENT	UA/OPP	TV	W	L	T	UA	OPP
Sept. 11	UTAH STATE+	13/NR		W			33	16
Sept. 18	OKLAHOMA STATE+	12/NR		W			16	10
Sept. 25	TULSA	12/NR			L		3	9
Oct. 2	TCU*			W			46	14
Oct. 23	at Houston*	15/14		W			14	7
Oct. 30	RICE (HC)*	14/NR		W			41	16
Nov. 6	at Baylor*	12/NR				T	7	7
Nov. 13	TEXAS A&M**	13/16	ABC		L		10	31
Nov. 20	vs. SMU**				L		31	35
Nov. 27	TEXAS TECH**	NR/9			L		7	30
Dec. 4	at Texas*		ABC		L		12	29

* Southwest Conference game
+ Little Rock, Ark.
Shreveport, La.



LOU HOLTZ
7 SEASONS | 1977-83 | 60-21-2

One of just three head coaches to lead Arkansas to six consecutive bowl appearances, Lou Holtz's first Razorback team in 1977 recorded one of Arkansas' two 11-win seasons and posted one of the biggest upsets in school history with a 31-6 win over No. 2 Oklahoma in the 1978 Orange Bowl.

1977 • (11-1, 7-1 SWC - 2nd)

3rd AP/3rd UPI

Captains: Leotis Harris, Steve Little, Howard Sampson

DATE	OPPONENT	UA/OPP	TV	W	L	T	UA	OPP
Sept. 10	NEW MEXICO STATE+			W			53	10
Sept. 17	OKLAHOMA STATE+	NR/15		W			28	6
Sept. 24	TULSA	16/NR		W			37	3
Oct. 1	at TCU*	12/NR		W			42	6
Oct. 15	TEXAS*	9/2	ABC		L		9	13
Oct. 22	HOUSTON**	9/NR		W			34	0
Oct. 29	at Rice*	8/NR		W			30	7
Nov. 5	BAYLOR**	8/NR		W			35	9
Nov. 12	at Texas A&M*	8/11		W			26	20
Nov. 19	SMU (HC)*	8/NR		W			47	7
Nov. 24	at Texas Tech*	6/NR	NA	W			17	14
Jan. 2	vs. Oklahoma>	6/2	NBC	W			31	6

* Southwest Conference game
+ Little Rock, Ark.
> 1978 Orange Bowl (Miami, Fla.)

1978 • (9-2-1, 6-2 SWC - T-2nd)

11th AP/10th UPI

Captains: Ron Calcagni, Ben Cowins,

Larry Jackson, Jimmy Walker

DATE	OPPONENT	UA/OPP	TV	W	L	T	UA	OPP
Sept. 16	VANDERBILT+	2/NR		W			48	17
Sept. 23	at Oklahoma State	2/NR		W			19	7
Sept. 30	TULSA	2/NR		W			21	13
Oct. 7	TCU**	4/NR	ABC	W			42	3
Oct. 21	at Texas*	3/8			L		21	28
Oct. 28	at Houston*	9/11			L		9	20
Nov. 4	RICE (HC)*	17/NR		W			37	7
Nov. 11	at Baylor*	16/NR		W			27	14
Nov. 18	TEXAS A&M**	13/NR	ABC	W			26	7
Nov. 25	at SMU*	11/NR		W			27	14
Dec. 2	TEXAS TECH*	8/NR		W			49	7
Dec. 25	vs. UCLA>	8/15	NBC		T		10	10

* Southwest Conference game
+ Little Rock, Ark.
> 1978 Fiesta Bowl (Tempe, Ariz.)

1979 • (10-2, 7-1 SWC - T-1st)

SWC CO-CHAMPIONS • 8th AP/T9th UPI

Captains: Jim Howard, Roland Sales

DATE	OPPONENT	UA/OPP	TV	W	L	T	UA	OPP
Sept. 15	COLORADO STATE+	17/NR		W			36	3
Sept. 22	OKLAHOMA STATE+	15/NR		W			27	7
Sept. 29	TULSA	13/11		W			33	8
Oct. 6	at TCU*	13/NR		W			16	13
Oct. 13	at Texas Tech*	12/NR	ABC	W			20	6
Oct. 20	TEXAS**	10/2		W			17	14
Oct. 27	HOUSTON*	4/6	ABC		L		10	13
Nov. 3	at Rice*	9/NR		W			34	7
Nov. 10	BAYLOR (HC)*	9/17		W			29	20
Nov. 17	at Texas A&M*	8/NR		W			22	10
Nov. 24	SMU**	7/NR		W			31	7
Jan. 1	vs. Alabama>	6/2	ABC		L		9	

1982 • (9-2-1, 5-2-1 SWC - 3rd)

9th AP/8th UPI/8th USA Today

Captains: Gary Anderson, Jessie Clark, Richard Richardson, Billy Ray Smith

DATE	OPPONENT	UA/OPP	RK	TV	W	L	T	UA	OPP
Sept. 11	TULSA	13/NR			W			38	0
Sept. 18	NAVY+	9/NR			W			29	17
Sept. 25	OLE MISS+	9/NR			W			14	12
Oct. 2	TCU*	10/NR		TBS	W			35	0
Oct. 9	TEXAS TECH*	9/NR			W			21	3
Oct. 23	at Houston*	6/NR		CBS	W			38	3
Oct. 30	RICE (HC)*	5/NR			W			24	6
Nov. 6	at Baylor*	5/NR				L		17	24
Nov. 13	TEXAS A&M*	10/NR			W			35	0
Nov. 20	at SMU*	9/2		ABC			T	17	17
Dec. 4	at Texas*	6/12		ABC		L		7	33
Dec. 31	vs. Florida>	14/NR		Mizlou	W			28	24

* Southwest Conference game
+ Little Rock, Ark.
> 1982 Bluebonnet Bowl (Houston, Texas)

1983 • (6-5, 4-4 SWC - 5th)

Captains: Ron Faurot, Mark Mistler, Milton Fields

DATE	OPPONENT	UA/OPP	RK	TV	W	L	T	UA	OPP
Sept. 10	TULSA				W			17	14
Sept. 17	NEW MEXICO+				W			17	0
Sept. 24	at Ole Miss#		NA			L		10	13
Oct. 1	at TCU*				W			38	21
Oct. 15	TEXAS*	NR/2		CBS		L		3	31
Oct. 22	HOUSTON*				W			24	3
Oct. 29	RICE*				W			35	0
Nov. 5	BAYLOR (HC)*					L		21	24
Nov. 12	at Texas A&M*					L		23	36
Nov. 19	SMU*	NR/6		ABC		L		0	17
Nov. 26	at Texas Tech*				W			16	13

* Southwest Conference game
+ Little Rock, Ark.
Jackson, Miss.



KEN HATFIELD
6 SEASONS | 1984-89 | 55-17-1

One of just two Arkansas graduates to serve as head football coach at his alma mater, Ken Hatfield posted a UA-best .760 winning percentage and averaged better than nine wins per season during his six-year tenure. Hatfield led the Razorbacks to a bowl game all six years.

1984 • (7-4-1, 5-3 SWC - T-3rd)

Captains: Marcus Elliott, Mark Lee

DATE	OPPONENT	UA/OPP	RK	TV	W	L	T	UA	OPP
Sept. 15	OLE MISS+						T	14	14
Sept. 22	TULSA				W			18	9
Sept. 29	NAVY+			ESPN	W			33	10
Oct. 6	TCU*					L		31	32
Oct. 13	TEXAS TECH*				W			24	0
Oct. 20	at Texas*	NR/3				L		18	24
Oct. 27	at Houston*				W			17	3
Nov. 3	RICE*				W			28	6
Nov. 10	at Baylor*				W			14	9
Nov. 17	TEXAS A&M (HC)*			Raycom	W			28	0
Nov. 24	at SMU*			ESPN		L		28	31
Dec. 27	vs. Auburn>	NR/11		KATZ		L		15	21

* Southwest Conference game
+ Little Rock, Ark.
> 1984 Liberty Bowl (Memphis, Tenn.)

1985 • (10-2, 6-2 SWC - T-2nd)

12th AP/12th UPI/15th USA Today

Captains: David Bazzel, Greg Lasker, Nick Miller, Andy Upchurch

DATE	OPPONENT	UA/OPP	RK	TV	W	L	T	UA	OPP
Sept. 14	at Ole Miss#	14/NR			W			24	19
Sept. 21	TULSA+	14/NR			W			24	0
Sept. 28	NEW MEXICO STATE+	10/NR			W			45	13
Oct. 5	at TCU*	10/NR		Raycom	W			41	0
Oct. 12	at Texas Tech*	6/NR			W			30	7
Oct. 19	TEXAS*	4/NR		ABC		L		13	15
Oct. 26	HOUSTON**	14/NR		Raycom	W			57	27
Nov. 2	at Rice*	14/NR			W			30	15
Nov. 9	BAYLOR*	12/11		ABC	W			20	14
Nov. 16	at Texas A&M*	9/NR		ESPN		L		6	10
Nov. 23	SMU (HC)*	18/NR			W			15	9
Dec. 22	vs. Arizona State>	14/NR		LSN	W			18	17

* Southwest Conference game
+ Little Rock, Ark.
Jackson, Miss.
> 1985 Holiday Bowl (San Diego, Calif.)

1986 • (9-3, 6-2 SWC - T-2nd)

15th AP/16th UPI/17th USA Today

Captains: James Shibest, Derrick Thomas, Theo Young

DATE	OPPONENT	UA/OPP	RK	TV	W	L	T	UA	OPP
Sept. 13	OLE MISS+	18/NR			W			21	0
Sept. 20	TULSA	12/NR			W			34	17
Sept. 27	NEW MEXICO STATE+	9/NR			W			42	11
Oct. 4	TCU*	8/NR		Raycom	W			34	17
Oct. 11	TEXAS TECH*	8/NR				L		7	17
Oct. 18	at Texas*	14/NR		ESPN	W			21	14
Oct. 25	at Houston*	14/NR			W			30	13
Nov. 1	RICE (HC)*	13/NR			W			45	14
Nov. 8	at Baylor*	10/NR		Raycom		L		14	29
Nov. 15	TEXAS A&M**	17/7		ABC	W			14	10
Nov. 22	at SMU*	11/NR			W			41	0
Jan. 1	vs. Oklahoma>	9/3		NBC		L		8	42

* Southwest Conference game
+ Little Rock, Ark.
> 1987 Orange Bowl (Miami, Fla.)

1987 • (9-4, 5-2 SWC - T-2nd)

Captains: Chris Bequette, Tony Cherico,

Greg Thomas, Rickey Williams

DATE	OPPONENT	UA/OPP	RK	TV	W	L	T	UA	OPP
Sept. 12	at Ole Miss#	13/NR			W			31	10
Sept. 19	TULSA	12/NR		NA	W			30	15
Sept. 26	MIAMI (FLA.)+	10/5		ESPN		L		7	51
Oct. 3	at TCU*				W			20	10
Oct. 10	at Texas Tech*	20/NR			W			31	0
Oct. 17	TEXAS**	15/NR		ESPN		L		14	16
Oct. 24	HOUSTON*				W			21	17
Oct. 31	at Rice*			NA	W			38	14
Nov. 7	BAYLOR (HC)*				W			10	7
Nov. 14	at Texas A&M*	20/19				L		0	14
Nov. 28	NEW MEXICO+				W			43	25
Dec. 5	at Hawaii			ESPN	W			38	20
Dec. 29	vs. Georgia>	NR/15		Raycom		L		17	20

* Southwest Conference game
+ Little Rock, Ark.
Jackson, Miss.
> 1987 Liberty Bowl (Memphis, Tenn.)

1988 • (10-2, 7-0 SWC - 1st)

SWC CHAMPION • 12th AP/13th UPI/14th USA Today

Captains: Steve Atwater, John Bland, Odis Lloyd, Kerry Owens

DATE	OPPONENT	UA/OPP	RK	TV	W	L	T	UA	OPP
Sept. 3	PACIFIC (CALIF.)+				W			63	14
Sept. 10	TULSA				W			30	26
Sept. 17	OLE MISS+				W			21	13
Oct. 1	TCU*			Raycom	W			53	10
Oct. 8	TEXAS TECH**	20/NR			W			31	10
Oct. 15	at Texas*	17/NR		HSE	W			27	24
Oct. 22	at Houston*	13/NR		Raycom	W			26	21
Oct. 29	RICE**	11/NR			W			21	14
Nov. 5	at Baylor*	11/NR		HSE	W			33	3
Nov. 12	TEXAS A&M (HC)*	11/NR		HSE	W			25	20
Nov. 26	at Miami (Fla.)	8/3		CBS		L		16	18
Jan. 2	vs. UCLA>	8/9		CBS		L		3	17

* Southwest Conference game
+ Little Rock, Ark.
> 1989 Cotton Bowl (Dallas, Texas)

1989 • (10-2, 7-1 SWC - 1st)

SWC CHAMPION • 13th AP/13th UPI/13th USA Today

Captains: Anthony Cooney, Elbert Crawford, Tim Horton, Michael Shepherd

DATE	OPPONENT	UA/OPP	RK	TV	W	L	T	UA	OPP
Sept. 16	TULSA	9/NR			W			26	7
Sept. 23	at Ole Miss#	8/NR			W			24	7
Sept. 30	TEXAS-EL PASO+	8/NR			W			39	7
Oct. 7	at TCU*	7/NR			W			41	19
Oct. 14	at Texas Tech*	7/NR			W			45	13
Oct. 21	TEXAS*	7/NR		Raycom		L		20	24
Oct. 28	HOUSTON**	18/12			W			45	39
Nov. 4	at Rice*	11/NR		Raycom	W			38	17
Nov. 11	BAYLOR (HC)*	10/NR		ESPN	W			19	10
Nov. 24	at Texas A&M*	9/14		CBS	W			23	22
Dec. 2	SMU**	9/NR			W			38	24
Jan. 1	vs. Tennessee>	10/8		CBS		L		27	31

* Southwest Conference game
+ Little Rock, Ark.
Jackson, Miss.
> 1990 Cotton Bowl (Dallas, Texas)



JACK CROWE
2+ SEASONS | 1990-92 | 9-15

Arkansas' final head coach of the Southwest Conference era, Jack Crowe directed the Razorbacks to a 14-13 win in their last meeting with rival Texas as league foes and an Independence Bowl berth in 1991.

1990 • (3-8, 1-7 SWC - 8th)

Captains: Quinn Grovey, Chad Rolan

DATE	OPPONENT	UA/OPP	RK	TV	W	L	T	UA	OPP
Sept. 15	TULSA	15/NR			W			28	3
Sept. 22	OLE MISS+	13/NR	Raycom		L			17	21
Sept. 29	COLORADO STATE+	23/NR			W			31	20
Oct. 6	TCU*+	21/NR			L			26	54
Oct. 13	TEXAS TECH (HC)*				L			44	49
Oct. 20	at Texas*	NR/19	Raycom		L			17	49
Oct. 27	at Houston*	NR/6			L			28	62
Nov. 3	RICE*+				L			11	19
Nov. 10	at Baylor*		Raycom		L			3	34
Nov. 17	TEXAS A&M*				L			16	20
Nov. 24	at SMU*				W			42	29

* Southwest Conference game
+ Little Rock, Ark.

1991 • (6-6, 5-3 SWC - T-2nd)

Captains: Kirk Collins, Mark Henry

DATE	OPPONENT	UA/OPP	RK	TV	W	L	T	UA	OPP
Aug. 31	MIAMI (FLA.)+	NR/3	ABC		L			3	31
Sept. 7	SMU*+				W			17	6
Sept. 21	LOUISIANA-LAFAYETTE				W			9	7
Sept. 28	at Ole Miss#				L			17	24
Oct. 5	at TCU*				W			22	21
Oct. 12	HOUSTON (HC)*				W			29	17
Oct. 19	TEXAS*+	25/NR	Raycom		W			14	13
Nov. 2	BAYLOR*	24/21	ABC		L			5	9
Nov. 9	at Texas Tech*				L			21	38
Nov. 16	at Texas A&M*	NR/13	ESPN		L			3	13
Nov. 23	RICE*+				W			20	0
Dec. 29	vs. Georgia>	NR/24	ABC		L			15	24

* Southwest Conference game
+ Little Rock, Ark.
Jackson, Miss.
> 1991 Independence Bowl (Shreveport, La.)

ARKANSAS JOINS SOUTHEASTERN CONFERENCE

1992 • (3-7-1, 3-4-1 SEC - 4th/West)

Captains: Darwin Ireland, E.D. Jackson, Owen Kelly

DATE	OPPONENT	UA/OPP	RK	TV	W	L	T	UA	OPP
Sept. 5	THE CITADEL				L			3	10



JOE KINES
1 SEASON | 1992 | 3-6-1

Named interim head coach after the first game of the 1992 season, Joe Kines' 10-game tenure included Arkansas' first Southeastern Conference win and the Razorbacks' first win at Tennessee.

DATE	OPPONENT	UA/OPP	RK	TV	W	L	T	UA	OPP
Sept. 12	at South Carolina*				W			45	7
Sept. 19	ALABAMA*+	NR/9			L			11	38
Sept. 26	at Memphis				L			6	22
Oct. 3	GEORGIA (HC)*	NR/16	JP		L			3	27
Oct. 10	at Tennessee*	NR/4	JP		W			25	24
Oct. 17	OLE MISS*+				L			3	17
Oct. 31	at Auburn*				T			24	24
Nov. 7	at Mississippi State*	NR/19	JP		L			3	10
Nov. 21	SMU*+				L			19	24
Nov. 27	LSU*		ESPN		W			30	6

* Southeastern Conference game
+ Little Rock, Ark.



DANNY FORD
5 SEASONS | 1993-97 | 26-30-1

The architect of Clemson's 1981 national championship, Danny Ford directed Arkansas to its first Southeastern Conference Western Division title and first SEC championship game appearance in 1995. His tenure included two on-the-field wins at Alabama, his alma mater, and another win over the Crimson Tide by NCAA sanction.

1993 • (6-4-1, 4-3-1 SEC - 2nd/West)

Captains: Kirk Botkin, Tyrone Chatman

DATE	OPPONENT	UA/OPP	RK	TV	W	L	T	UA	OPP
Sept. 4	at SMU				W			10	6
Sept. 11	SOUTH CAROLINA*	NR/19			W			18	17
Sept. 18	at Alabama*®	NR/2	JP		W			3	43
Sept. 25	MEMPHIS+				L			0	6
Oct. 2	at Georgia*				W			20	10
Oct. 9	TENNESSEE*+	NR/11	JP		L			14	28
Oct. 16	at Ole Miss*#		JP		L			0	19
Oct. 30	AUBURN (HC)*				L			21	31
Nov. 6	MISSISSIPPI STATE*+				T			13	13
Nov. 13	TULSA				W			24	11
Nov. 27	at LSU*		ESPN		W			42	24

* Southeastern Conference game
+ Little Rock, Ark.
Jackson, Miss.
® Arkansas victory by NCAA-imposed forfeit
NOTE: SEC Western Division championship vacated by Alabama per NCAA sanction in 1993.

1994 • (4-7, 2-6 SEC - T-4th/West)

Captains: Jason Allen, Willie Johnson

DATE	OPPONENT	UA/OPP	RK	TV	W	L	T	UA	OPP
Sept. 3	SMU+				W			34	14
Sept. 10	at South Carolina*				L			0	14
Sept. 17	ALABAMA*	NR/12	ABC		L			6	13
Sept. 25	at Memphis				L			15	16
Oct. 1	VANDERBILT*+				W			42	6
Oct. 8	at Tennessee*				L			21	38
Oct. 15	OLE MISS (HC)*				W			31	7
Oct. 29	at Auburn*	NR/4	JP		L			14	31
Nov. 5	at Mississippi State*	NR/24	JP		L			7	17
Nov. 12	NORTHERN ILLINOIS				W			30	27
Nov. 26	LSU*+				L			12	30

* Southeastern Conference game
+ Little Rock, Ark.

1995 • (8-5, 6-2 SEC - 1st/West)

SEC WESTERN DIVISION CHAMPION

Captains: Steve Conley, Barry Lunney Jr.

DATE	OPPONENT	UA/OPP	RK	TV	W	L	T	UA	OPP
Sept. 2	at SMU				L			14	17
Sept. 9	SOUTH CAROLINA*				W			51	21
Sept. 16	at Alabama*	NR/13	JP		W			20	19
Sept. 23	MEMPHIS+				W			27	20
Sept. 30	at Vanderbilt*	23/NR			W			35	7
Oct. 7	TENNESSEE (HC)*	18/10			L			31	49
Oct. 14	at Ole Miss*#				W			13	6
Oct. 28	AUBURN*+	NR/11	ESPN		W			30	28
Nov. 4	MISSISSIPPI STATE*+	18/NR	JP		W			26	21
Nov. 11	LOUISIANA-LAFAYETTE	15/NR			W			24	13
Nov. 18	at LSU*	14/NR	ABC		L			0	28
Dec. 2	vs. Florida>	23/2	ABC		L			3	34
Dec. 30	vs. North Carolina>	24/NR	TBS		L			10	20

* Southeastern Conference
+ Little Rock, Ark.
Memphis, Tenn.
> 1995 SEC Championship Game (Atlanta, Ga.)
> 1995 CarQuest Bowl (Miami, Fla.)

1996 • (4-7, 2-6 SEC - 5th/West)

Captains: Scott Rivers, Mark Smith

DATE	OPPONENT	UA/OPP	RK	TV	W	L	OT	UA	OPP
Sept. 7	SMU				L			10	23
Sept. 21	ALABAMA*+	NR/13	JP		L			7	17
Sept. 28	LOUISIANA-MONROE				W			38	21
Oct. 5	FLORIDA*	NR/1	JP		L			7	42
Oct. 12	LOUISIANA TECH+				W			38	21
Oct. 19	at South Carolina*				L			17	23
Nov. 2	at Auburn*		ESPN2		L			7	28
Nov. 9	OLE MISS (HC)*				W			13	7
Nov. 16	at Tennessee*	NR/12	JP		L			14	55
Nov. 23	at Mississippi State*				W		(OT)	16	13
Nov. 29	LSU*+	NR/19	CBS		L			7	17

* Southeastern Conference game
+ Little Rock, Ark.

1997 • (4-7, 2-6 SEC - T-5th/West)

Captains: Ken Anderson, Anthony Eubanks

DATE	OPPONENT	UA/OPP	RK	TV	W	L	OT	UA	OPP
Sept. 6	LOUISIANA-MONROE				W			28	16
Sept. 13	vs. SMU#				L			9	31
Sept. 20	at Alabama*	NR/11	JP		W			17	16
Sept. 27	LOUISIANA TECH+				W			17	13
Oct. 4	at Florida*	NR/1	ESPN2		L			7	56
Oct. 18	SOUTH CAROLINA*+				L			13	39
Oct. 25	AUBURN (HC)*	NR/11	ESPN2		L			21	26
Nov. 6	at Ole Miss*+		ESPN		L			9	19
Nov. 15	TENNESSEE*+	NR/5	ESPN2		L			22	30
Nov. 22	MISSISSIPPI STATE*	NR/14			W			17	7
Nov. 28	at LSU*	NR/17	CBS		L			21	31

* Southeastern Conference game
+ Little Rock, Ark.
Shreveport, La.



HOUSTON NUTT
10 SEASONS | 1998-2007 | 75-48

Houston Nutt was the third Arkansas head coach to take the Razorbacks to a bowl game in each of his first six seasons. He led the Hogs to three SEC Western Division crowns, eight bowl games, two bowl victories, three final national rankings and four nine-win seasons. Nutt's 8-0 start in 1998 marked the best debut ever for a UA head coach and helped UA reach its first New Year's Day game since 1990. In 2001 and 2006, Nutt was voted SEC Coach of the Year by the Associated Press and league coaches.

1998 • (9-3, 6-2 SEC - T-1st/West)

SEC WESTERN DIVISION CO-CHAMPION • 16th AP/17th USA Today

Captains: Brandon Burlsworth, Grant Garrett,

Ryan Hale, Madre Hill

DATE	OPPONENT	UA/OPP	RK	TV	W	L	OT	UA	OPP
Sept. 5	LOUISIANA-LAFAYETTE				W			38	17
Sept. 19	SMU+				W			44	17
Sept. 26	ALABAMA*	NR/22	ESPN2		W			42	6
Oct. 3	KENTUCKY*+	22/NR	ESPN2		W			27	20
Oct. 10	at Memphis	20/NR	FX		W			23	9
Oct. 17	at South Carolina*	17/NR			W			41	28
Oct. 31	at Auburn*	14/NR			W			24	21
Nov. 7	OLE MISS (HC)*	11/NR	JP		W			34	0
Nov. 14	at Tennessee*	10/1	CBS		L			24	28
Nov. 21	at Mississippi State*	9/NR	JP		L			21	22
Nov. 27	LSU*+	13/NR	CBS		W			41	14
Jan. 1	vs. Michigan>	11/15	ABC		L			31	45

* Southeastern Conference game
+ Little Rock, Ark.
> 1999 Florida Citrus Bowl (Orlando, Fla.)

1999 • (8-4, 4-4 SEC - T-3rd/West)

17th AP/19th USA Today

Captains: David Barrett, Kenoy Kennedy,

Anthony Lucas, Clint Stoerner

DATE	OPPONENT	UA/OPP	RK	TV
------	----------	--------	----	----

2000 • (6-6, 3-5 SEC - T-5th/West)

Captains: Quinton Caver, Randy Garner,
Michael Snowden, Rod Stinson

DATE	OPPONENT	UA/OPP	RK	TV	W	L	OT	UA	OPP
Sept. 2	MISSOURI STATE+				W			38	0
Sept. 16	BOISE STATE+				W			38	31
Sept. 23	ALABAMA*			ESPN2	W			28	21
Sept. 30	GEORGIA*	NR/25		JP	L			7	38
Oct. 7	LOUISIANA-MONROE (HC)				W			52	6
Oct. 14	at South Carolina*	NR/24		JP	L			7	27
Oct. 28	at Auburn*	NR/25			L			19	21
Nov. 4	OLE MISS*				L			24	38
Nov. 11	at Tennessee*			JP	L			20	63
Nov. 18	at Mississippi State*	NR/13			W		(OT)	17	10
Nov. 24	LSU*	NR/24		CBS	W			14	3
Dec. 21	vs. UNLV>			ESPN2	L			14	31

* Southeastern Conference game
+ Little Rock, Ark.
> Las Vegas Bowl IX (Las Vegas, Nev.)

2001 • (7-5, 4-4 SEC - T-3rd/West)

Captains: Curt Davis, Carlos Hall,
Kenny Sandlin, La'Zerius White

DATE	OPPONENT	UA/OPP	RK	TV	W	L	OT	UA	OPP
Aug. 30	UNLV+			ESPN	W			14	10
Sept. 8	TENNESSEE*	NR/8		ESPN2	L			3	13
Sept. 22	at Alabama*			CBS	L			10	31
Sept. 29	at Georgia*			ESPN2	L			23	34
Oct. 6	WEBER ST.				W			42	19
Oct. 13	SOUTH CAROLINA**	NR/9		CBS	W			10	7
Oct. 27	AUBURN*	NR/17		JP	W			42	17
Nov. 3	at Ole Miss*			ESPN2	W		(7 OT)	58	56
Nov. 10	UCF (HC)				W			27	20
Nov. 17	MISSISSIPPI STATE*				W			24	21
Nov. 23	at LSU*	24/NR		CBS	L			38	41
Jan. 1	vs. Oklahoma>	NR/10		Fox	L			3	10

* Southeastern Conference game
+ Little Rock, Ark.
> 2002 Cotton Bowl (Dallas, Texas)

2002 • (9-5, 5-3 SEC - T-1st/West)

SEC WESTERN DIVISION CO-CHAMPION

Captains: Richie Butler, Chuck Nalley, Sparky Hamilton,
Raymond House, Fred Talley, Gavin Walls

DATE	OPPONENT	UA/OPP	RK	TV	W	L	OT	UA	OPP
Sept. 7	BOISE STATE				W			41	14
Sept. 14	SOUTH FLORIDA+				W			42	3
Sept. 28	ALABAMA*			ESPN	L			12	30
Oct. 5	at Tennessee*	NR/10		ESPN	L		(6 OT)	38	41
Oct. 12	at Auburn*	NR/24		JP	W			38	17
Oct. 19	KENTUCKY*				L			17	29
Oct. 26	OLE MISS (HC)*				W			48	28
Nov. 2	TROY+				W			23	0
Nov. 9	at South Carolina*			JP	W			23	0
Nov. 16	LOUISIANA-LAFAYETTE				W			24	17
Nov. 23	at Mississippi State*				W			26	19
Nov. 29	LSU*	NR/18		CBS	W			21	20
Dec. 7	vs. Georgia<	22/4		CBS	L			3	30
Dec. 30	vs. Minnesota>			ESPN	L			14	29

* Southeastern Conference game
+ Little Rock, Ark.
< 2002 SEC Championship Game (Atlanta, Ga.)
> 2002 Gaylord Hotels Music City Bowl (Nashville, Tenn.)

2003 • (9-4, 4-4 SEC - 4th/West)

Captains: Jimmy Beasley, Tony Bua, Bo Lacy,
Caleb Miller, Justin Scott, George Wilson

DATE	OPPONENT	UA/OPP	RK	TV	W	L	OT	UA	OPP
Sept. 6	TULSA				W			45	13
Sept. 13	at Texas	NR/5		ABC	W			38	28
Sept. 20	NORTH TEXAS+	14/NR			W			31	7
Sept. 27	at Alabama*	9/NR		CBS	W		(2 OT)	34	31
Oct. 11	AUBURN (HC)*	7/NR		JP	L			3	10
Oct. 18	FLORIDA*	11/NR		CBS	L			28	33
Oct. 25	at Ole Miss*	21/NR		ESPN2	L			7	19
Nov. 1	at Kentucky*			ESPN2	W		(7 OT)	71	63
Nov. 6	SOUTH CAROLINA**			ESPN	W			28	6
Nov. 15	NEW MEXICO STATE				W			48	20
Nov. 22	MISSISSIPPI STATE*				W			52	6
Nov. 28	at LSU*	NR/3		CBS	L			24	55
Dec. 31	vs. Missouri>			ESPN	W			27	14

* Southeastern Conference game
+ Little Rock, Ark.
> 2003 Mainstay Independence Bowl (Shreveport, La.)

2004 • (5-6, 3-5 SEC - T-3rd/West)

Captains: DeCorti Birmingham, Arrion Dixon, Steven Harris,
Jeb Huckeba, Matt Jones, Marcus Whitmore

DATE	OPPONENT	UA/OPP	RK	TV	W	L	OT	UA	OPP
Sept. 4	NEW MEXICO STATE				W			63	13
Sept. 11	TEXAS	NR/7		ESPN	L			20	22
Sept. 18	LOUISIANA-MONROE+				W			49	20
Sept. 25	ALABAMA*			CBS	W			27	10
Oct. 2	at Florida*	NR/16		CBS	L			30	45
Oct. 16	at Auburn*	NR/4		CBS	L			20	38
Oct. 23	GEORGIA (HC)*	NR/6		ESPN2	L			14	20
Nov. 6	at South Carolina*			JP	L			32	35
Nov. 13	OLE MISS*			JP	W			35	3
Nov. 20	at Mississippi State*				W			24	21
Nov. 26	LSU*	NR/12		CBS	L			14	43

* Southeastern Conference game
+ Little Rock, Ark.

2005 • (4-7, 2-6 SEC - 4th/West)

Captains: Pierre Brown, Kyle Dickerson, Brandon Kennedy,
Kyle Roper, Vickiel Vaughn

DATE	OPPONENT	UA/OPP	RK	TV	W	L	OT	UA	OPP
Sept. 3	MISSOURI STATE				W			49	17
Sept. 10	VANDERBILT*				L			24	28
Sept. 17	at Southern California*	NR/1		FSN	L			17	70
Sept. 24	at Alabama**			JP	L			13	24
Oct. 8	LOUISIANA-MONROE+				W			44	15
Oct. 15	AUBURN*	NR/21			L			17	34
Oct. 22	at Georgia*	NR/4		JP	L			20	23
Nov. 5	SOUTH CAROLINA (HC)*			JP	L			10	14
Nov. 12	at Ole Miss*				W			28	17
Nov. 19	MISSISSIPPI STATE**				W			44	10
Nov. 25	at LSU*	NR/3		CBS	L			17	19

+ Little Rock, Ark.
* Southeastern Conference game
* USC and Alabama later vacated wins due to NCAA Committee on Infractions penalty

2006 • (10-4, 7-1 SEC - 1st/West)

15th AP/16th USA Today

Captains: Keith Jackson, Sam Olajubutu, Desmond Sims,
Zac Tubbs, Tony Ugo, Darius Vinnett

DATE	OPPONENT	UA/OPP	RK	TV	W	L	OT	UA	OPP
Sept. 2	SOUTHERN CALIFORNIA	NR/6		ESPN	L			14	50
Sept. 9	UTAH STATE				W			20	0
Sept. 16	at Vanderbilt*			LFS	W			21	19
Sept. 23	ALABAMA*	NR/22		CBS	W		(2 OT)	24	23
Oct. 7	at Auburn*	NR/2		CBS	W			27	10
Oct. 14	SE MISSOURI ST. (HC)	17/NR			W			63	7
Oct. 21	OLE MISS*	15/NR		LFS	W			38	3
Oct. 28	LOUISIANA-MONROE+	13/NR		ESPNU	W			44	10
Nov. 4	at South Carolina*	12/NR		ESPN	W			26	20
Nov. 11	TENNESSEE*	11/13		ESPN2	W			31	14
Nov. 18	at Mississippi State*	5/NR			W			28	14
Nov. 24	LSU*	5/9		CBS	L			26	31
Dec. 2	vs. Florida<	8/4		CBS	L			28	38
Jan. 1	vs. Wisconsin>	12/6		ABC	L			14	17

* Southeastern Conference game
+ Little Rock, Ark.
< 2006 SEC Championship Game (Atlanta, Ga.)
> 2007 Capital One Bowl (Orlando, Fla.)

2007 • (8-5, 4-4 SEC - T-3rd/West)

Captains: Weston Dacus, Marcus Harrison, Robert Johnson,
Marcus Monk, Matterral Richardson, Kevin Woods

DATE	OPPONENT	UA/OPP	RK	TV	W	L	OT	UA	OPP
Sept. 1	TROY	21/NR			W			46	26
Sept. 15	at Alabama**	16/NR		ESPN	L			38	41
Sept. 22	KENTUCKY*	NR/21		ESPN2	L			29	42
Sept. 29	NORTH TEXAS				W			66	7
Oct. 6	CHATTANOOGA+				W			34	15
Oct. 13	AUBURN*	NR/22		ESPN	L			7	9
Oct. 20	at Ole Miss*				W			44	8
Oct. 27	FIU (HC)				W			58	10
Nov. 3	SOUTH CAROLINA*	NR/23		ESPN2	W			48	36
Nov. 10	at Tennessee*	NR/22		LFS	L			13	34
Nov. 17	MISSISSIPPI STATE**				W			45	31
Nov. 23	at LSU*	NR/1		CBS	W		(3 OT)	50	48
Jan. 1	Missouri>	25/7		FOX	L			7	38

* Southeastern Conference game
+ Little Rock, Ark.
> 2008 Cotton Bowl (Dallas, Texas)
& Reggie Herring served as interim head coach
> Alabama later vacated win due to NCAA Committee on Infractions penalty



BOBBY PETRINO
4 SEASONS | 2008-11 | 34-17

Bobby Petrino was introduced as the head coach of the Razorbacks on Dec. 11, 2007. In just his third season, he led Arkansas to the first BCS game in school history against Ohio State in the Allstate Sugar Bowl. In his final season, he took the Razorbacks to a school-record-tying 11 wins and the first top-five AP finish since 1977.

2008 • (5-7, 2-6 SEC - T-4th/West)

Captains: Casey Dick, Jonathan Luigs,
Jamar Love, Malcolm Sheppard

DATE	OPPONENT	UA/OPP	RK	TV	W	L	OT	UA	OPP
Aug. 30	WESTERN ILLINOIS				W			28	24
Sept. 6	LOUISIANA-MONROE+			RSP	W			28	27
Sept. 20	ALABAMA*	NR/9		Raycom	L			14	49
Sept. 27	at Texas	NR/7		ABC	L			10	52
Oct. 4	FLORIDA*	NR/12		Raycom	L			7	38
Oct. 11	at Auburn*	NR/20		RSP	W			25	22
Oct. 18	at Kentucky*			ESPNU	L			20	21
Oct. 25	OLE MISS*			RSP	L			21	23
Nov. 1	TULSA (HC)	NR/19		RSP	W			30	23
Nov. 8	at South Carolina*			ESPN	L			21	34
Nov. 22	at Mississippi State*				L			28	31
Nov. 28	LSU*			CBS	W			31	30

* Southeastern Conference game
+ Little Rock, Ark.

2009 • (8-5, 3-5 SEC - T-4th/West)

Captains: Adrian Davis, Wendel Davis, DeMarcus Love,
Ryan Mallett, Malcolm Sheppard, Michael Smith

DATE	OPPONENT	UA/OPP	RK	TV	W	L	OT	UA	OPP
Sept. 5	MISSOURI STATE+								

2011 • (11-2, 6-2 SEC - 3rd/West)

5th AP/5th USA Today

Captains: Jake Bequette, Knile Davis, Jerry Franklin,

Jerico Nelson, Tyler Wilson, Jarius Wright

DATE	OPPONENT	UA/OPP	RK	TV	W	L	OT	UA	OPP
Sept. 3	MISSOURI STATE	15/NR	RSP	W				51	7
Sept. 10	NEW MEXICO+	14/NR	ESPNU	W				52	3
Sept. 17	TROY	14/NR	CSS	W				38	28
Sept. 24	at Alabama*	14/3	CBS	L				14	38
Oct. 1	vs. Texas A&M^	18/14	ESPN	W				42	38
Oct. 8	AUBURN*	10/15	ESPN	W				38	14
Oct. 22	at Ole Miss*	10/NR	SEC-R	W				29	24
Oct. 29	at Vanderbilt*	8/NR	SEC-R	W				31	28
Nov. 5	SOUTH CAROLINA (HC)*	8/10	ESPN	W				44	28
Nov. 12	TENNESSEE*	8/NR	ESPN2	W				49	7
Nov. 19	MISSISSIPPI STATE*+	6/NR	CBS	W				44	17
Nov. 25	at LSU*	3/1	CBS	L				17	41
Jan. 7	vs. Kansas St.>	7/11	FOX	W				29	16

* Southeastern Conference game

+ Little Rock, Ark.

^ Arlington, Texas

> 2012 Cotton Bowl (Arlington, Texas)



JOHN L. SMITH
1 SEASON | 2012 | 4-8

On April 23, 2012, John L. Smith returned to Arkansas as the Razorbacks' head coach for the 2012 season. Smith, who was an assistant at Arkansas from 2009-11, was named a head coach for the sixth time in his career after stops at Idaho, Utah State, Louisville, Michigan State and Weber State.

2012 • (4-8, 2-6 SEC - 6th/West)

Captains: Alfred Davis, Knile Davis, Alonzo Highsmith,

Travis Swanson, Tyler Wilson, Tenarius Wright

DATE	OPPONENT	UA/OPP	RK	TV	W	L	OT	UA	OPP
Sept. 1	JACKSONVILLE ST.	10/NR	PPV	W				49	24
Sept. 8	LOUISIANA-MONROE+	8/NR	ESPNU	L (OT)				31	34
Sept. 15	ALABAMA*	NR/1	CBS	L				0	52
Sept. 22	RUTGERS		ESPNU	L				26	35
Sept. 29	at Texas A&M*		SEC-R	L				10	58
Oct. 6	at Auburn*		ESPN2	W				24	7
Oct. 13	KENTUCKY*		FSN	W				49	7
Oct. 27	OLE MISS*+		SEC-R	L				27	30
Nov. 3	TULSA (HC)		SEC-R	W				19	15
Nov. 10	at South Carolina*	NR/12	CBS	L				20	38
Nov. 17	at Mississippi State*		SEC-R	L				14	45
Nov. 23	LSU*	NR/8	CBS	L				13	20

* Southeastern Conference game

+ Little Rock, Ark.



BRET BIELEMA

2 SEASONS | 2013-PRESENT | 10-15-0

On Dec. 4, 2012 the University of Arkansas captivated the world of college football by naming Bret Bielema the 32nd head coach in Razorback history. Bielema, who had spent seven years at Wisconsin, represented the three qualities Arkansas was looking for: a leader of young men who holds student-athletes academically responsible and a coach who has a proven record of winning championships.

2013 • (3-9, 0-8 SEC - 7th/West)

Captains: Kiero Small, Travis Swanson,

Chris Smith, Robert Thomas

DATE	OPPONENT	UA/OPP	RK	TV	W	L	OT	UA	OPP
Aug. 31	LOUISIANA-LAFAYETTE		FSN	W				34	14
Sept. 7	SAMFORD+		PPV	W				31	21
Sept. 14	SOUTHERN MISS		SEC-R	W				24	3
Sept. 21	at Rutgers		ESPN	L				24	28
Sept. 28	TEXAS A&M*	NR/10	ESPN2	L				33	45
Oct. 5	at Florida*	NR/18	ESPN2	L				10	30
Oct. 12	SOUTH CAROLINA (HC)*	NR/14	SEC-R	L				7	52
Oct. 19	at Alabama*	NR/1	ESPN	L				0	52
Nov. 2	AUBURN*	NR/8	ESPN2	L				17	35
Nov. 9	at Ole Miss*		SEC-R	L				24	34
Nov. 23	MISSISSIPPI STATE*+		SEC-R	L (OT)				17	24
Nov. 29	at LSU*	NR/15	CBS	L				27	31

* Southeastern Conference game

+ Little Rock, Ark.

2014 • (7-6, 2-6 SEC - 7th/West)

Captains: Brandon Allen, Brey Cook, Trey Flowers,

Alan Turner

DATE	OPPONENT	UA/OPP	RK	TV	W	L	OT	UA	OPP
Aug. 30	at Auburn*	NR/6	SECN	L				21	45
Sept. 6	NICHOLLS		SECN-AH	W				73	7
Sept. 13	at Texas Tech		ABC	W				49	28
Sept. 20	NORTHERN ILLINOIS		ESPNU	W				52	14
Sept. 27	vs. Texas A&M**	NR/6	CBS	L (OT)				28	35
Oct. 11	ALABAMA*	NR/7	ESPN2	L				13	14
Oct. 18	GEORGIA*+	NR/10	SECN	L				32	45
Oct. 25	UAB (HC)		SECN	W				45	17
Nov. 1	at Mississippi State*	NR/1	ESPN2	L				10	17
Nov. 15	LSU*	NR/20	ESPN2	W				17	0
Nov. 22	OLE MISS*	NR/8	CBS	W				30	0
Nov. 28	at Missouri*	NR/17	CBS	L				14	21
Dec. 29	vs. Texas>		ESPN	W				31	7

* Southeastern Conference game

+ Little Rock, Ark.

^ Arlington, Texas

> 2014 AdvoCare V100 Texas Bowl (Houston, Texas)





RAZORBACK FOOTBALL TELEVISION APPEARANCES

RECORD BY SCHOOL

Alabama	8-16	North Carolina	0-2
Arizona State	1-0	Northern Illinois	1-0
Auburn	9-10	Ohio State	0-1
Baylor	4-4	Oklahoma	1-2
Duke	0-1	Oklahoma State	0-1
Florida	1-9	Ole Miss	7-13
East Carolina	1-0	Rice	3-2
Eastern Michigan	1-0	Rutgers	1-1
Georgia	3-10	SMU	4-2-1
Georgia Tech	1-1	South Carolina	8-6
Hawaii	1-0	Southern California	0-2
Houston	3-1	Southern Miss	1-0
Kansas State	1-0	Stanford	0-1
Kentucky	3-2	Tennessee	4-10
Louisiana-Lafayette	1-0	Tennessee Tech	1-0
Louisiana-Monroe	3-1	Texas	12-18
LSU	9-14	Texas A&M	12-7
Memphis	1-0	TCU	6-1
Miami, Fla.	0-3	Texas Tech	5-1
Michigan	0-1	Troy	2-0
Minnesota	0-1	Tulane	1-0
Mississippi State	5-6	Tulsa	3-0
Missouri	1-2	UAB	1-0
Missouri State	2-0	UCLA	0-1-1
Navy	1-0	UNLV	1-1
Nebraska	1-0	UTEP	1-0
New Mexico	1-0	Vanderbilt	3-0
Nicholls	1-0	Wisconsin	0-1
Total		137-148-2 (.481)	

RECORD BY NETWORK

ABC	16-28-1
CBS	17-34
CSS	2-0
ESPN	21-19
ESPN2	12-16
ESPNU	5-3
Fox	2-2
FSN	4-1
FX	1-0
HSE	3-0
JP	12-18
KATZ	0-1
LFS	2-1
LSN	1-0
Mizlou	1-0
NBC	4-3-1
Raycom	8-8
RSP	5-1
SEC Network	1-2
SEC Network Alternate	1-0
SEC Network (Regional/Syndicated)	7-7
TBS	1-1
Not Available	14-11
Total	137-148-2 (.481)

TELEVISION LEGEND

NA - Not Available

ALL-TIME RECORDS

In Season Openers	121 (94-23-4, .793)
On Homecoming	93 (56-33-4, .624)





1934 Dixie Classic
Jan. 1, 1934
Dallas, Texas
Centenary, T 7-7



1947 Cotton Bowl
Jan. 1, 1947
Dallas, Texas
LSU, T 0-0



1948 Dixie Bowl
Jan. 1, 1948
Birmingham, Ala
William & Mary, W 21-9



1955 Cotton Bowl
Jan. 1, 1955
Dallas, Texas
Georgia Tech, L 14-6



1960 Gator Bowl
Jan. 2, 1960
Jacksonville, Fla.
Georgia Tech, W 14-7



1961 Cotton Bowl
Jan. 1, 1961
Dallas, Texas
Duke, L 7-6



1962 Sugar Bowl
Jan. 1, 1962
New Orleans, La.
Alabama, L 10-3



1963 Sugar Bowl
Jan. 1, 1963
New Orleans, La.
Ole Miss, L 17-13



1965 Cotton Bowl
Jan. 1, 1965
Dallas, Texas
Nebraska, W 10-7



1966 Cotton Bowl
Jan. 1, 1966
Dallas, Texas
LSU, L 14-7



1969 Sugar Bowl
Jan. 1, 1969
New Orleans, La.
Georgia, W 16-2



1970 Sugar Bowl
Jan. 1, 1970
New Orleans, La.
Ole Miss, L 27-22



1971 Liberty Bowl
Dec. 20, 1971
Memphis, Tenn.
Tennessee, L 14-13



1976 Cotton Bowl
Jan. 1, 1976
Dallas, Texas
Georgia, W 31-10



1978 Orange Bowl
Jan. 2, 1978
Miami, Fla.
Oklahoma, W 31-6



1978 Fiesta Bowl
Dec. 25, 1978
Tempe, Ariz.
UCLA, T 10-10



1980 Sugar Bowl
Jan. 1, 1980
New Orleans, La.
Alabama, L 24-9



1980 Hall of Fame Bowl
Dec. 27, 1980
Birmingham, Ala.
Tulane, W 34-15



1981 Gator Bowl
Dec. 28, 1981
Jacksonville, Fla.
North Carolina, L 31-27



1982 Bluebonnet Bowl
Dec. 31, 1982
Houston, Texas
Florida, W 28-24



1984 Liberty Bowl
Dec. 27, 1984
Memphis, Tenn.
Auburn, L 21-15



1985 Holiday Bowl
Dec. 22, 1985
San Diego, Calif.
Arizona State, W 18-17



1987 Orange Bowl
Jan. 1, 1987
Miami, Fla.
Oklahoma, L 42-8



1987 Liberty Bowl
Dec. 29, 1987
Memphis, Tenn.
Georgia, L 20-17



1989 Cotton Bowl
Jan. 2, 1989
Dallas, Texas
UCLA, L 17-3



1990 Cotton Bowl
Jan. 1, 1990
Dallas, Texas
Tennessee, L 31-27



1991 Independence Bowl
Dec. 29, 1991
Shreveport, La.
Georgia, L 24-15



1995 Carquest Bowl
Dec. 30, 1995
Miami, Fla.
North Carolina, L 20-10



1999 Florida Citrus Bowl
Jan. 1, 1999
Orlando, Fla.
Michigan, L 45-31



2000 Cotton Bowl
Jan. 1, 2000
Dallas, Texas
Texas, W 27-6



2000 Las Vegas Bowl
Dec. 21, 2000
Las Vegas, Nev.
UNLV, L 31-14



2002 Cotton Bowl
Jan. 1, 2002
Dallas, Texas
Oklahoma, L 10-3



2002 Music City Bowl
Dec. 30, 2002
Nashville, Tenn.
Minnesota, L 29-14



2003 Independence Bowl
Dec. 31, 2003
Shreveport, La.
Missouri, W 27-14



2007 Capital One Bowl
Jan. 1, 2007
Orlando, Fla.
Wisconsin, L 17-14



2008 Cotton Bowl
Jan. 1, 2008
Dallas, Texas
Missouri, L 38-7



2010 Liberty Bowl
Jan. 2, 2010
Memphis, Tenn.
East Carolina, W 20-17 (OT)



2011 Sugar Bowl
Jan. 4, 2011
New Orleans, La.
Ohio State, L 31-26[^]



2012 Cotton Bowl
Jan. 7, 2012
Arlington, Texas
Kansas State, W 29-16



2014 Texas Bowl
Dec. 29, 2014
Houston, Texas
Texas, W 31-7

OVERALL BOWL RECORD: 14-23-3

[^] Ohio State later vacated win due to NCAA investigation

RAZORBACK FOOTBALL

2015 RAZORBACKS

2014 REVIEW

HISTORY

RECORDS

FACILITIES

U OF A



INDIVIDUAL

Most Carries

Marius Johnson	North Carolina	1995 Carquest Bowl	29
----------------	----------------	--------------------	----

Most Yards Gained Rushing

Roland Sales	Oklahoma	1978 Orange Bowl	205
--------------	----------	------------------	-----

Longest Run From Scrimmage

Felix Jones	Wisconsin	2007 Capital One Bowl	76
-------------	-----------	-----------------------	----

Most Passes Attempted

Ryan Mallett	Ohio State	2011 Sugar Bowl	47
--------------	------------	-----------------	----

Most Passes Completed

Ryan Mallett	Ohio State	2011 Sugar Bowl	24
--------------	------------	-----------------	----

Most Yards Gained Passing

Bill Montgomery	Ole Miss	1970 Sugar Bowl	338
-----------------	----------	-----------------	-----

Most Touchdown Passes

Brandon Allen	Texas	2014 Texas Bowl	2
----------------------	--------------	------------------------	----------

Tyler Wilson	Kansas State	2012 Cotton Bowl	2
--------------	--------------	------------------	---

Ryan Mallett	Ohio State	2011 Sugar Bowl	2
--------------	------------	-----------------	---

Robby Hampton	UNLV	2000 Las Vegas Bowl	2
---------------	------	---------------------	---

Clint Stoerner	Michigan	1999 Florida Citrus Bowl	2
----------------	----------	--------------------------	---

Brad Taylor	North Carolina	1981 Gator Bowl	2
-------------	----------------	-----------------	---

Bill Montgomery	Ole Miss	1970 Sugar Bowl	2
-----------------	----------	-----------------	---

Most Consecutive Passes Completed

Bill Montgomery	Georgia	1969 Sugar Bowl	9
-----------------	---------	-----------------	---

Longest Pass Completion

B.Gray-J.Lamb	Ole Miss	1963 Sugar Bowl	68
---------------	----------	-----------------	----

Most Pass Receptions

Chuck Dicus	Georgia	1969 Sugar Bowl	12
-------------	---------	-----------------	----

Most Yards Gained Receiving

Chuck Dicus	Ole Miss	1970 Sugar Bowl	171
-------------	----------	-----------------	-----

Derek Holloway	North Carolina	1981 Gator Bowl	171
----------------	----------------	-----------------	-----

Most Touchdown Receptions

29 players (last: Keon Hatcher, Demetrius Wilson 2014 Texas Bowl) 1

Most Punting Yards

Tom Murphy	Centenary	1934 Dixie Classic	572
------------	-----------	--------------------	-----

Most Punts

Tom Murphy	Centenary	1934 Dixie Classic	13
------------	-----------	--------------------	----

Best Punting Average

Allen Meacham	UCLA	1989 Cotton Bowl	49.2 (6 punts, 295 yards)
---------------	------	------------------	------------------------------

Longest Punt

Allen Meacham	UCLA	1989 Cotton Bowl	71
---------------	------	------------------	----

Most Interceptions

Louis Campbell	Tennessee	1971 Liberty Bowl	3
----------------	-----------	-------------------	---

Most Interception Return Yards

Mel McGaha	William & Mary	1948 Dixie Bowl	70
------------	----------------	-----------------	----

Longest Interception Return

Mel McGaha	William & Mary	1948 Dixie Bowl	70
------------	----------------	-----------------	----

Most All-Purpose Yards

Roland Sales	Oklahoma	1978 Orange Bowl	257 (26 plays, 205 yards rushing, 52 yards receiving)
--------------	----------	------------------	--



Jarius Wright became the first Razorback in school history to score a receiving touchdown in three bowl games.

Most Yards Gained Total Offense

Bill Montgomery	Ole Miss	1970 Sugar Bowl	360 (46 plays, 22 yards rushing, 338 yards passing)
-----------------	----------	-----------------	--

Most Punt Returns

Reggie Fish	Wisconsin	2007 Capital One Bowl	5 (15 yards)
-------------	-----------	-----------------------	-----------------

Most Punt Return Yards

Gary Anderson	Tulane	1980 Hall of Fame Bowl	80
---------------	--------	------------------------	----

Longest Punt Return

Gary Anderson	Tulane	1980 Hall of Fame Bowl	80
---------------	--------	------------------------	----

Most Kickoff Returns

Felix Jones	Missouri	2008 Cotton Bowl	4
-------------	----------	------------------	---

Dedrick Poole	Minnesota	2002 Music City Bowl	4
---------------	-----------	----------------------	---

Steven Harris	UNLV	2000 Las Vegas Bowl	4
---------------	------	---------------------	---

James Rouse	Georgia	1987 Liberty Bowl	4
-------------	---------	-------------------	---

Marshall Foreman	Oklahoma	1987 Orange Bowl	4
------------------	----------	------------------	---

Lance Alworth	Alabama	1962 Sugar Bowl	4
---------------	---------	-----------------	---

Most Kickoff Return Yards

Marshall Foreman	Oklahoma	1987 Orange Bowl	92
------------------	----------	------------------	----

Longest Kickoff Return

Felix Jones	Missouri	2008 Cotton Bowl	46
-------------	----------	------------------	----

Most Points Scored

E. D. Jackson	Georgia	1991 Independence Bowl	14 (2 TDs, 2 Pt. Conv.)
---------------	---------	------------------------	----------------------------

Barry Foster	Tennessee	1990 Cotton Bowl	14 (2 TDs, 2 Pt. Conv.)
--------------	-----------	------------------	----------------------------

Most Touchdowns Scored

Felix Jones	Wisconsin	2007 Capital One Bowl	2
-------------	-----------	-----------------------	---

Cedric Cobbs	Texas	2000 Cotton Bowl	2
--------------	-------	------------------	---

Chrys Chukwuma	Michigan	1999 Citrus Bowl	2
----------------	----------	------------------	---

E.D. Jackson	Georgia	1991 Independence Bowl	2
--------------	---------	------------------------	---

Barry Foster	Tennessee	1990 Cotton Bowl	2
--------------	-----------	------------------	---

Greg Thomas	Georgia	1987 Liberty Bowl	2
-------------	---------	-------------------	---

Gary Anderson	Florida	1982 Bluebonnet Bowl	2
---------------	---------	----------------------	---

Gary Anderson	Tulane	1980 Hall of Fame Bowl	2
---------------	--------	------------------------	---

Roland Sales	Oklahoma	1978 Orange Bowl	2
--------------	----------	------------------	---

Ike Forte	Georgia	1976 Cotton Bowl	2
-----------	---------	------------------	---

Most Field Goals

Chris Balseiro	Missouri	2003 Independence Bowl	4
----------------	----------	------------------------	---

Most Field Goal Attempts

Bob White	Georgia	1969 Sugar Bowl	5
-----------	---------	-----------------	---

Most PATs

Adam McFain	Texas	2014 Texas Bowl	4
--------------------	--------------	------------------------	----------

Todd Latourette	Michigan	1999 Citrus Bowl	4
-----------------	----------	------------------	---

Martin Smith	Florida	1982 Bluebonnet Bowl	4
--------------	---------	----------------------	---

Ish Ordonez	Tulane	1980 Hall of Fame Bowl	4
-------------	--------	------------------------	---

Steve Little	Oklahoma	1978 Orange Bowl	4
--------------	----------	------------------	---

Steve Little	Georgia	1976 Cotton Bowl	4
--------------	---------	------------------	---

Most PAT Attempts

Adam McFain	Texas	2014 Texas Bowl	4
--------------------	--------------	------------------------	----------

Todd Latourette	Michigan	1999 Citrus Bowl	4
-----------------	----------	------------------	---

Martin Smith	Florida	1982 Bluebonnet Bowl	4
--------------	---------	----------------------	---

Ish Ordonez	Tulane	1980 Hall of Fame Bowl	4
-------------	--------	------------------------	---

Steve Little	Oklahoma	1978 Orange Bowl	4
--------------	----------	------------------	---

Steve Little	Georgia	1976 Cotton Bowl	4
--------------	---------	------------------	---

Longest Scoring Run

Felix Jones	Wisconsin	2007 Capital One Bowl	76
-------------	-----------	-----------------------	----

Longest Scoring Pass

B.Taylor-D.Holloway	North Carolina	1981 Gator Bowl	66
---------------------	----------------	-----------------	----

Longest Field Goal

Kendall Trainor	UCLA	1989 Cotton Bowl	49
-----------------	------	------------------	----

Longest Scoring Interception Return

Mel McGaha	William & Mary	1948 Dixie Bowl	70
------------	----------------	-----------------	----

Longest Scoring Punt Return

Gary Anderson	Tulane	1980 Hall of Fame Bowl	80
---------------	--------	------------------------	----

TEAM

Most First Downs

Tennessee	1990 Cotton Bowl	31
-----------	------------------	----

Most First Downs Rushing

Florida	1982 Bluebonnet Bowl	22
---------	----------------------	----

Most First Downs Passing

Ohio State	2011 Sugar Bowl	14
------------	-----------------	----

Most First Downs Penalty

Georgia	1991 Independence Bowl	5
---------	------------------------	---

Most Yards Rushing

Tulane	1980 Hall of Fame Bowl	383
--------	------------------------	-----

Most Carries

Tennessee	1990 Cotton Bowl	72
-----------	------------------	----

Most Yards Passing

Ole Miss	1970 Sugar Bowl	338
----------	-----------------	-----

Most Attempts Passing

Ohio State	2011 Sugar Bowl	47
------------	-----------------	----

Most Completions

Ohio State	2011 Sugar Bowl	24
------------	-----------------	----

Most Passes Had Intercepted

Oklahoma	1987 Orange Bowl	5
----------	------------------	---

Georgia	1991 Independence Bowl	5
---------	------------------------	---

Most Touchdown Passes

Texas	2014 Texas Bowl	2
-------	-----------------	---

Kansas State	2012 Cotton Bowl	2
--------------	------------------	---

Ohio State	2011 Sugar Bowl	2
------------	-----------------	---

Minnesota	2002 Music City Bowl	2
-----------	----------------------	---

UNLV	2000 Las Vegas Bowl	2
------	---------------------	---

Michigan	1999 Citrus Bowl	2
----------	------------------	---

North Carolina	1981 Gator Bowl	2
----------------	-----------------	---

Ole Miss	1970 Sugar Bowl	2
----------	-----------------	---

Most Yards Total Offense

Tennessee	1990 Cotton Bowl	568
-----------	------------------	-----

Most Plays Total Offense

Tennessee	1990 Cotton Bowl	94
-----------	------------------	----

Most Penalties

Wisconsin	2007 Capital One Bowl	12 (123 yards)
-----------	-----------------------	-------------------

Most Yards Penalized


Wisconsin	2007 Capital One Bowl	123 (12 penalties)
-----------	-----------------------	-----------------------

Fewest Penalties

Tulane	1980 Hall of Fame Bowl	1
--------	------------------------	---

Alabama	1980 Sugar Bowl	1
---------	-----------------	---

LSU	1947 Cotton Bowl	1
-----	------------------	---



Ryan Mallett broke the UA bowl record for pass attempts and pass completions and tied the school's record for most passing touchdowns in a bowl game at the 2011 Allstate Sugar Bowl against Ohio State.

Fewest Yards Penalized		
LSU	1947 Cotton Bowl	5
Most Fumbles		
Georgia	1976 Cotton Bowl	6
Most Fumbles Lost		
Missouri	2008 Cotton Bowl	4
Fewest Fumbles		
Missouri	2003 Independence Bowl	0
UNLV	2000 Las Vegas Bowl	0
Texas	2000 Cotton Bowl	0
Michigan	1999 Citrus Bowl	0
Auburn	1984 Liberty Bowl	0
Tulane	1980 Hall of Fame Bowl	0
Georgia Tech	1955 Cotton Bowl	0
Fewest Fumbles Lost		
11 times (last: Texas, 2014 Texas Bowl)		0
Most Interceptions		
Tennessee	1971 Liberty Bowl	3
Georgia	1969 Sugar Bowl	3
Most Interception Return Yards		
William & Mary	1948 Dixie Bowl	70
Most Punt Returns		
Texas	2000 Cotton Bowl	6
Most Punt Return Yards		
Tulane	1980 Hall of Fame Bowl	80
Most Kickoff Returns		
Missouri	2008 Cotton Bowl	7
Minnesota	2002 Music City Bowl	7
Most Kickoff Return Yards		
Missouri	2008 Cotton Bowl	168
Most Points Scored		
Tulane	1980 Hall of Fame Bowl	34
Fewest Points Scored		
LSU	1947 Cotton Bowl	0
Most Points Allowed		
Michigan	1999 Citrus Bowl	45
Fewest Points Allowed		
LSU	1947 Cotton Bowl	0

INDIVIDUAL (OPPONENT)

Most Carries			
Dominique Lindsay	East Carolina	2010 Liberty Bowl	33
Most Yards Gained Rushing			
Tony Temple	Missouri	2008 Cotton Bowl	281
Most Passes Attempted			
Nickie Hall	Tulane	1980 Hall of Fame Bowl	37
Most Passes Completed			
Nate Hybl	Oklahoma	2002 Cotton Bowl	24
Most Yards Gained Passing			
Archie Manning	Ole Miss	1970 Sugar Bowl	273
Most Touchdown Passes			
Jason Thomas	UNLV	2000 Las Vegas Bowl	3
Bob Hewko	Florida	1982 Bluebonnet Bowl	3
Most Pass Receptions			
Quentin Griffin	Oklahoma	2002 Cotton Bowl	9
Most Yards Gained Receiving			
Tai Streets	Michigan	1999 Citrus Bowl	129
Most Touchdown Receptions			
Dwayne Dixon	Florida	1982 Bluebonnet Bowl	3
Most Punts			
Spike Jones	Georgia	1969 Sugar Bowl	10
Most Punting Yards			
Spike Jones	Georgia	1969 Sugar Bowl	386
Most Interceptions			
Pat Pinkney	East Carolina	2010 Liberty Bowl	2
John Stocco	Wisconsin	2007 Capital One Bowl	2
Michael Lehan	Minnesota	2002 Music City Bowl	2
Sonny Brown	Oklahoma	1987 Orange Bowl	2
George Wilson	Alabama	1962 Sugar Bowl	2
Most Interception Yards Returned			
Ian Gold	Michigan	1999 Citrus Bowl	46
Most All-Purpose Yards			
Tony Temple	Missouri	2008 Cotton Bowl	281
Most Yards Gained Total Offense			
Terrelle Pryor	Ohio State	2011 Sugar Bowl	336
Most Punt Returns			
Curtis Fagan	Oklahoma	2002 Cotton Bowl	7
Most Punt Return Yards			
Troy Mason	UNLV	2000 Las Vegas Bowl	51
Most Points Scored			
Tony Temple	Missouri	2008 Cotton Bowl	24
Most Touchdowns Scored			
Tony Temple	Missouri	2008 Cotton Bowl	4
Most Field Goals Made			
Dan Nystrom	Minnesota	2002 Music City Bowl	5
Longest Field Goal			
Taylor Mehlhaff	Wisconsin	2007 Capital One Bowl	52
Cloyce Hinton	Ole Miss	1970 Sugar Bowl	52
Longest Run From Scrimmage			
Chuck Webb	Tennessee	1990 Cotton Bowl	78
Longest Scoring Run			
Chuck Webb	Tennessee	1990 Cotton Bowl	78
Longest Pass Completion			
A.Kelly-A.Morgan	Tennessee	1990 Cotton Bowl	84
Longest Scoring Pass			
A.Kelly-A.Morgan	Tennessee	1990 Cotton Bowl	84
Longest Interception Return			
Eddie Brown	Tennessee	1971 Liberty Bowl	47

TEAM (OPPONENT)

Most Rushing Attempts		
North Carolina	1981 Gator Bowl	65
Most Net Yards Rushing		
Missouri	2008 Cotton Bowl	323
Most Passes Completed		
Oklahoma	2002 Cotton Bowl	24
Texas	2000 Cotton Bowl	24
Most Yards Passing		
Ole Miss	1970 Sugar Bowl	273
Most Total Offense Yards		
Tennessee	1990 Cotton Bowl	470
Most Punts		
Centenary	1934 Dixie Classic	13
Most Points		
Michigan	1999 Citrus Bowl	45
Most Field Goals Made		
Minnesota	2002 Music City Bowl	5
Fewest First Downs		
Texas	2014 Texas Bowl	7
Fewest First Downs Rushing		
Texas	2014 Texas Bowl	1
Wisconsin	2007 Capital One Bowl	1
Fewest First Downs Passing		
Alabama	1962 Sugar Bowl	0
Most Fumbles		
Georgia	1969 Sugar Bowl	7
Most Fumbles Lost		
Georgia	1969 Sugar Bowl	5
Most Penalties		
UNLV	2000 Las Vegas Bowl	12
Michigan	1999 Citrus Bowl	12
Most Penalty Yards		
UNLV	2000 Las Vegas Bowl	119
Fewest Rushing Attempts		
Texas	2000 Cotton Bowl	25
Fewest Net Yards Rushing		
Texas	2000 Cotton Bowl	-27
Most Yards Lost		
Georgia	1969 Sugar Bowl	96
Fewest Passes Completed		
Oklahoma	1987 Orange Bowl	2
Fewest Total Offense Plays		
Oklahoma	1987 Orange Bowl	53
Georgia Tech	1960 Gator Bowl	53
Fewest Total Offense Yards		
Nebraska	1965 Cotton Bowl	168
Fewest Passes Attempted		
Oklahoma	1987 Orange Bowl	5
Fewest Yards Passing		
Alabama	1962 Sugar Bowl	20



Felix Jones rushed for 158 yards in the 2007 Capital One Bowl against Wisconsin, including a 76-yard touchdown run, the longest Razorback run in bowl history.



Arkansas has established itself as an authority on overtime games.

In 2001, the Razorbacks won the longest game ever played, the 58-56, seven-overtime thriller at Ole Miss. In 2003, UA matched that effort with another seven-overtime thriller, the 71-63 win at Kentucky. Earlier that season, Arkansas claimed a double-overtime victory at Alabama. In 2007, the Razorbacks won a 50-48, triple-overtime thriller at No. 1 LSU. At the 2010 Liberty Bowl, Arkansas topped East Carolina, 20-17, in one overtime period. The Razorbacks won 38-31 in double overtime at No. 22 Mississippi State in 2010.

Arkansas had played extra-period games before those mentioned, but the Ole Miss and Kentucky games, and the six-overtime loss at Tennessee in 2002, rank at the top of the charts for the most overtimes played in NCAA history.


Key Points Regarding Overtime Games

- The team winning the coin toss has the option of taking the ball first or playing defense first. The team losing the coin toss selects the end of the field for both possessions.
- The team losing the coin toss has the option of going on offense or defense first for the second overtime while the other team chooses the end of the field.
- Each team gets the ball at the opponent 25-yard line.
- Beginning with the third overtime period, teams must attempt a two-point conversion following a touchdown.

ARKANSAS IN OVERTIME (9-5)

1996	at Miss. State	W	16-13	OT
2000	at Miss. State	W	17-10	OT
2001	at Ole Miss	W	58-56	7 OT
2002	at Tennessee	L	41-38	6 OT
2003	at Alabama	W	34-31	2 OT
2003	at Kentucky	W	71-63	7 OT
2006	Alabama	W	24-23	2 OT
2007	at LSU	W	50-48	3 OT
2009	at LSU	L	33-30	OT
2009	vs. East Carolina	W	20-17	OT
2010	at Miss. State	W	38-31	2 OT
2012	ULM	L	31-34	OT
2013	Miss. State	L	17-24	OT
2014	Texas A&M	L	28-35	OT

Knile Davis scored the game-winning touchdown on a seven-yard reception in UA's 38-31 double-overtime win at Mississippi State in 2010.



ARKANSAS 71, KENTUCKY 63 (7 OT)

Nov. 1, 2003 • Lexington, Ky.

Game Notes

- Matches the record for the longest game in NCAA history (UA-Ole Miss in 2001)
- DeCori Birmingham rushed for a career-best 196 yards and two TDs on 40 carries. At the time it was the 11th-best single-game rushing total in school history.
- UA set an NCAA team record for the most points in overtime with 47.

	1Q	2Q	3Q	4Q	1OT	2OT	3OT	4OT	5OT	6OT	7OT	TOTAL
ARKANSAS	7	14	0	3	7	7	3	8	6	8	8	71
KENTUCKY	7	0	7	10	7	7	3	8	6	8	0	63

SCORING SUMMARY

- 1st - UA DeCori Birmingham 10 run (Chris Balseiro kick); UK Andrew Hopewell 6 blocked punt return (Taylor Begley kick)
- 2nd - UA Richard Smith 26 pass from Matt Jones (Balseiro kick); UA Tom Crowder recovered blocked punt in end zone (Balseiro kick)
- 3rd - UK Alexis Bwenge 51 pass from Jared Lorenzen (Begley kick)
- 4th - UK Begley 34 field goal; UA Balseiro 37 field goal; UK Chris Benard 13 pass from Lorenzen (Begley kick)
- 1st OT - UA Mark Pierce 1 run (Balseiro kick); UK Bwenge 2 run (Begley kick)
- 2nd OT - Bwenge 7 run (Begley kick); UA Jason Peters 7 pass from Matt Jones (Balseiro kick)
- 3rd OT - UA Balseiro 25 field goal; UK Begley 24 field goal
- 4th OT - Lorenzen 1 run (Derek Abney pass from Lorenzen); UA Jones 3 run (Pierce pass from Jones)
- 5th OT - George Wilson 15 pass from Jones (pass failed); UK Lorenzen 2 run (pass failed)
- 6th OT - Lorenzen 1 run (Tommy Cook pass from Lorenzen); UA Pierce 2 run (Wilson pass from Jones)
- 7th OT - UA Birmingham 25 run (Peters pass from Jones)

	ARKANSAS	KENTUCKY
First Downs	29	29
Rushing	15	13
Passing	14	12
Penalty	0	4
Rushing Attempts-Net Yards	71-334	52-180
Net Yards Passing	271	326
Passing	28-17-0	51-28-1
Total Plays-Total Offense	99-605	103-506
Punts	6-34.3	7-40.0
Fumbles	5-2	2-1
Penalties	12-87	8-60
Possession Time	32:53	27:07
Third-Down Conversions	13-22	10-22
Fourth-Down Conversions	1-1	2-3
Sacks By: Number-Yards	2-13	2-17

INDIVIDUAL STATISTICS

RUSHING: UA - DeCori Birmingham 40-196; Matt Jones 15-112; Cedric Cobbs 9-46; Carlos Ousley 1-9; Mark Pierce 2-3; Steven Harris 1-15; Ryan Sorahan 3-17. UK - Alexis Bwenge 22-89; Jared Lorenzen 15-39; Draak Davis 5-35; Shane Boyd 4-17; Derek Abney 1-2; Ronald Johnson 1-1; Team 1-0; Keenan Burton 3-13.
PASSING: UA - Matt Jones 25-16-0, 260; Ryan Sorahan 3-1-0, 11. UK Jared Lorenzen 49-28-1, 326; Shane Boyd 2-0-0.
RECEIVING: UA - George Wilson 9-172; Richard Smith 5-69; Carlos Ousley 1-12; Jared Hicks 1-11; Jason Peters 1-7. UK Derek Abney 10-91; Chris Bernard 4-82; Tommy Cook 4-39; Draak Davis 4-13; Jeremi Drobney 2-25; Alexis Bwenge 1-5; Glenn Holt 1-17; Keenan Burton 1-7; Shane Boyd 1-1.

ARKANSAS 58, OLE MISS 56 (7 OT)

Nov. 3, 2001 • Oxford, Miss.

Game Notes

- The seven overtimes is an NCAA record.
- The 114 combined points scored is an SEC record.
- UA All-American linebacker Jermaine Petty made his 20th tackle on his 103rd play of the game when he stopped Ole Miss tight end Doug Zeigler two yards short of the end zone on a two-point conversion attempt that would have forced an eighth extra period.
- Quarterback Matt Jones accounted for 116 of UA's 157 yards of total offense in the extra periods with 61 yards rushing and 55 passing. He did not start, but played all of the fourth quarter and all seven overtime periods.

	1Q	2Q	3Q	4Q	1OT	2OT	3OT	4OT	5OT	6OT	7OT	TOTAL
ARKANSAS	0	7	3	7	7	0	6	6	6	8	8	58
OLE MISS	7	0	3	7	7	0	6	6	6	8	6	56

SCORING SUMMARY

- 1st - UM Joe Gunn 1 run (Nichols kick);
- 2nd - UA Cedric Cobbs 2 run (O'Donohoe kick)
- 3rd - UA Brennan O'Donohoe 45 field goal; UM Jonathon Nichols 32 field goal
- 4th - UA Mark Pierce 2 run (O'Donohoe kick); UM Jason Armstead 3 pass from Eli Manning (Nichols kick)
- 1st OT - UA Cobbs 16 run (O'Donohoe kick); UM Armstead 11 pass from Manning (Nichols kick)
- 3rd OT - UA Matt Jones 25 run (rush failed); UM Gunn 1 run (pass failed)
- 4th OT - UM Bill Flowers 21 pass from Manning (pass failed); UA George Wilson 24 pass from Jones (rush failed)
- 5th OT - UA Jones 8 run (pass failed); UM Doug Zeigler 12 pass from Manning (pass failed)
- 6th OT - UM Zeigler 15 pass from Manning (Charles Stackhouse run); UA Pierce 2 run (Peters pass from Jones)
- 7th OT - UA Pierce 2 run (Birmingham pass from Jones); UM Armstead 3 pass from Manning (pass failed)

	ARKANSAS	OLE MISS
First Downs	32	28
Rushing	22	10
Passing	10	17
Penalty	0	1
Rushing Attempts-Net Yards	80-370	50-145
Net Yards Passing	161	312
Passing	26-12-1	42-27-0
Total Plays-Total Offense	106-531	92-457
Punts	5-37.6	5-36.2
Fumbles	1-1	1-1
Penalties	4-40	4-16
Possession Time	33:34	26:26
Third-Down Conversions	16-26	7-17
Fourth-Down Conversions	3-3	2-2
Sacks By: Number-Yards	1-3	0-0

INDIVIDUAL STATISTICS

RUSHING: UA - Fred Talley 23-113; Matt Jones 18-110; Cedric Cobbs 22-100; Mark Pierce 11-39; Zak Clark 2-5; DeCori Birmingham 4-3. UM - Joe Gunn 31-102; Robert Williams 5-34; Charles Stackhouse 8-27; Toward Sanford 1-0; Eli Manning 4-19.
PASSING: UA - Zak Clark 9-20-1, 100; Matt Jones 3-6-0, 61. UM - Eli Manning 27-42-0, 312.
RECEIVING: UA - George Wilson 8-105; Mark Pierce 2-19; Nathan Ball 1-23; Marcellus Poydras 1-0. UM - Bill Flowers 7-97; Doug Zeigler 5-102; Jason Armstead 5-27; Charles Stackhouse 4-40; Chris Collins 3-15; Omar Rayford 2-19; Robert Williams 1-2.

ARKANSAS' NCAA RECORDS SET IN OVERTIME

- Longest games in NCAA history: seven overtimes (Arkansas at Kentucky, 2003; Arkansas at Ole Miss, 2001; and North Texas at FIU, 2006)
- Fourth-longest game in NCAA history: six overtimes (Arkansas at Tennessee, 2002)
- Most points scored in overtime: 47 at Kentucky, 2003
- Most points scored in overtime (both teams): 86, UA at Kentucky, 2003
- Most plays in an overtime game (both teams): 202, UA at Kentucky, 2003
- Second-most points scored in an overtime game (both teams): 134, UA at Kentucky, 2003



RECORD BOOK

RUSHING ATTEMPTS

GAME

1.	45	Madre Hill vs. Auburn (186 yards, 1 TD)	1995
2.	42	Brandon Holmes vs. LSU (143 yards, 1 TD)	2000
3.	40	DeCori Birmingham at Kentucky (196 yards, 2 TD)	2003
4.	38	David Dickey vs. SMU (133 yards, 2 TD)	1966
5.	36	Cedric Cobbs at Alabama (198 yards, 1 TD)	2003
36		Dickey Morton at SMU (189 yards, 0 TD)	1973
7.	35	Michael Smith at Kentucky (192 yards, 1 TD)	2008
35		Michael Smith at Auburn (176 yards, 1 TD)	2008
35		Bill Burnett at Baylor (133 yards, 3 TD)	1969
35		Bill Burnett vs. North Texas (185 yards, 2 TD)	1968

SEASON

1.	325	Darren McFadden (1830 yards, 16 TD)	2007
2.	307	Madre Hill (1387 yards, 15 TD)	1995
3.	284	Darren McFadden (1647 yards, 14 TD)	2006
4.	242	Dickey Morton (1188 yards, 6 TD)	1972
5.	232	Bobby Burnett (947 yards, 16 TD)	1965
6.	227	Cedric Cobbs (1320 yards, 10 TD)	2003
7.	226	Dickey Morton (1298 yards, 5 TD)	1973
8.	220	Ben Cowins (1192 yards, 14 TD)	1977
9.	211	Jonathan Williams (1190 yards, 12 TD)	2014
10.	209	Bill Burnett (900 yards, 19 TD)	1969

CAREER

1.	785	Darren McFadden (4590 yards, 41 TD)	2005-07
2.	635	Ben Cowins (3570 yards, 30 TD)	1975-78
3.	595	Dickey Morton (3317 yards, 16 TD)	1971-73
4.	589	Cedric Cobbs (3018 yards, 26 TD)	1999-2003
5.	559	James Rouse (2887 yards, 38 TD)	1985-89
6.	541	Madre Hill (2407 yards, 25 TD)	1994-98
7.	526	Bill Burnett (2204 yards, 46 TD)	1968-70
8.	505	E.D. Jackson (2061 yards, 9 TD)	1989-92
9.	498	Fred Talley (2661 yards, 11 TD)	1999-2002
10.	452	Quinn Grove (1746 yards, 21 TD)	1987-90

RUSHING YARDS

GAME

1.	321	Darren McFadden vs. S. Carolina (34 rushes, 1 TD)	2007
2.	271	Dickey Morton at Baylor (28 rushes, 2 TD)	1973
3.	241	Fred Talley at Auburn (21 rushes, 1 TD)	2002
4.	236	Leon Campbell vs. N. Texas (15 rushes, 2 TD)	1949
5.	219	Darren McFadden at S. Carolina (25 rushes, 2 TD)	2006
219		James Rouse vs. New Mexico (19 rushes, 4 TD)	1987
7.	215	Ike Forte vs. Texas Tech (32 rushes, 2 TD)	1974
8.	214	Fred Talley vs. Ole Miss (29 rushes, 2 TD)	2000
9.	212	Alex Collins at Texas Tech (27 rushes, 2 TD)	2014
10.	206	Darren McFadden at LSU (32 rushes, 3 TD)	2007

SEASON

1.	1,830	Darren McFadden (325 rushes, 16 TD)	2007
2.	1,647	Darren McFadden (284 rushes, 14 TD)	2006
3.	1,387	Madre Hill (307 rushes, 15 TD)	1995
4.	1,322	Knile Davis (204 rushes, 13 TD)	2010
5.	1,320	Cedric Cobbs (227 rushes, 10 TD)	2003
6.	1,298	Dickey Morton (226 rushes, 5 TD)	1973
7.	1,192	Ben Cowins (220 rushes, 14 TD)	1977
8.	1,190	Jonathan Williams (211 rushes, 12 TD)	2014
9.	1,188	Dickey Morton (242 rushes, 6 TD)	1972
10.	1,168	Felix Jones (154 rushes, 6 TD)	2006

CAREER

1.	4,590	Darren McFadden (785 rushes, 41 TD)	2005-07
2.	3,570	Ben Cowins (635 rushes, 30 TD)	1975-78
3.	3,317	Dickey Morton (595 rushes, 16 TD)	1971-73
4.	3,018	Cedric Cobbs (589 rushes, 26 TD)	1999-2003
5.	2,956	Felix Jones (386 rushes, 20 TD)	2005-07
6.	2,887	James Rouse (559 rushes, 38 TD)	1985-89
7.	2,661	Fred Talley (498 rushes, 11 TD)	1999-2002
8.	2,535	Matt Jones (382 rushes, 24 TD)	2001-04
9.	2,407	Madre Hill (541 rushes, 25 TD)	1994-98
10.	2,321	Jonathan Williams (406 rushes, 16 TD)	2012-Pres.

YARDS PER RUSH

SEASON (MIN. 99 RUSHES)

1.	8.74	Felix Jones (133 rushes, 1156 yards)	2007
2.	7.62	Jerry Eckwood (104 rushes, 792 yards)	1975
3.	7.58	Felix Jones (154 rushes, 1168 yards)	2006
4.	6.54	Dickey Morton (127 rushes, 831 yards)	1971
5.	6.48	Knile Davis (204 rushes, 1322 yards)	2010
6.	6.34	Ben Cowins (183 rushes, 1162 yards)	1976
7.	6.32	Dennis Johnson (106 rushes, 670 yards)	2011
6.32		Darren McFadden (176 rushes, 1113 yards)	2005
6.32		Felix Jones (99 rushes, 626 yards)	2005
10.	6.15	Geno Mazzanti (123 rushes, 757 yards)	1949

CAREER

1.	7.66	Felix Jones (386 rushes, 2956 yards)	2005-07
2.	6.64	Matt Jones (382 rushes, 2535 yards)	2001-04
3.	5.98	Dennis Johnson (345 rushes, 2036 yards)	2008-12
4.	5.85	Michael Smith (359 rushes, 2103 yards)	2006-09
5.85		Darren McFadden (785 rushes, 4590 yards)	2005-07
6.	5.72	Jonathan Williams (406 rushes, 2321 yards)	2012-Pres.
7.	5.62	Ben Cowins (635 rushes, 3570 yards)	1975-78
8.	5.57	Jerry Eckwood (340 rushes, 1895 yards)	1974-76, 78
5.57		Dickey Morton (595 rushes, 3317 yards)	1971-73
10.	5.49	Alex Collins (394 rushes, 2166 yards)	2013-Pres.

RUSHING TOUCHDOWNS

GAME

1.	6	Madre Hill vs. South Carolina	1995
2.	5	Jessie Clark vs. Baylor	1981
5		Gene Davidson vs. Oklahoma Mines	1916
5		Gene Davidson vs. Hendrix	1915

SEASON

1.	19	Bill Burnett	1969
2.	17	James Rouse	1987
3.	16	Darren McFadden	2007
16		Bobby Burnett	1965
5.	15	Madre Hill	1995
15		Bill Burnett	1968
7.	14	Darren McFadden	2006
14		Ben Cowins	1977
14		Billy Moore	1962
10.	13	Knile Davis	2010
13		David Dickey	1967

CAREER

1.	46	Bill Burnett	1968-70
2.	41	Darren McFadden	2005-07
3.	38	James Rouse	1985-89
4.	30	Ben Cowins	1975-78
5.	26	Cedric Cobbs	1999-2003
6.	25	Madre Hill	1994-98
25		David Dickey	1966-68
8.	24	Matt Jones	2001-04
24		Chry Chukwuma	1996-99
10.	22	Bobby Burnett	1963-65

100-YARD RUSHING GAMES

SEASON

1.	10	Darren McFadden	2007
2.	7	Darren McFadden	2006
7		Cedric Cobbs	2003
4.	6	Knile Davis	2010
6		Felix Jones	2007
6		Madre Hill	1995
6		Ben Cowins	1977
6		Dickey Morton	1973
6		Dickey Morton	1972
10.	5	Jonathan Williams	2014
5		Michael Smith	2008
5		Felix Jones	2006
5		Darren McFadden	2005
5		Ben Cowins	1978
5		Ben Cowins	1976
5		Jerry Eckwood	1975
5		Bill Burnett	1969
5		Bobby Burnett	1965

CAREER

1.	22	Darren McFadden	2005-07
2.	16	Ben Cowins	1975-78
3.	15	Dickey Morton	1971-73
4.	13	Felix Jones	2005-07
5.	11	Cedric Cobbs	1999-2003
11		Fred Talley	1999-2002
7.	9	Jonathan Williams	2012-Pres.
9		Oscar Malone	1992-94, 96
9		Bill Burnett	1968-70
10.	8	Matt Jones	2001-04
8		Madre Hill	1994-98
8		James Rouse	1985, 87-89
8		Ike Forte	1974-75



Darren McFadden has posted the two highest single-season rushing totals in school history with 1,830 yards in 2007 and 1,647 yards in 2006.

100-YARD RUSHING GAMES (301)



Player	Date	Att	Yds	Avg	TD	Opponent	Player	Date	Att	Yds	Avg	TD	Opponent
Darren McFadden	11/3/07	34	321	9.4	1	S. Carolina	Marshall Foreman	10/6/84	21	150	7.1	1	TCU
Dickey Morton	10/13/73	28	271	9.7	2	Baylor	Ben Cowins	12/2/78	19	148	7.8	2	Texas Tech
Fred Talley	10/12/02	21	241	11.5	1	Auburn	Ben Cowins	11/20/76	28	147	5.3	1	SMU
Leon Campbell	9/24/49	15	236	15.7	2	N Texas	Dickey Morton	11/3/73	27	147	5.4	0	Texas A&M
Darren McFadden	11/4/06	25	219	8.8	2	S Carolina	Jerry Eckwood	9/27/75	19	146	7.7	1	Tulsa
James Rouse	11/28/87	19	219	11.5	4	N Mexico	Mike Kirkland	11/16/74	23	146	6.3	1	SMU
Ike Forte	11/23/74	32	215	6.7	2	Texas Tech	Dickey Morton	10/23/71	13	146	11.2	1	N Texas
Fred Talley	11/4/00	29	214	7.4	2	Ole Miss	Jonathan Williams	9/13/14	22	145	6.6	4	Texas Tech
Alex Collins	9/13/14	27	212	7.9	2	Texas Tech	Michael Smith	10/10/09	18	145	8.1	1	Auburn
Darren McFadden	11/23/07	32	206	6.4	3	LSU	Darren McFadden	10/7/06	28	145	5.2	1	Auburn
Roland Sales	1/1/78	22	205	9.3	2	Oklahoma	Cedric Cobbs	9/6/03	12	145	12.1	1	Tulsa
Ben Cowins	9/17/77	21	203	9.7	2	OK State	Ben Cowins	9/16/78	15	144	9.6	0	Vanderbilt
Madre Hill	9/30/95	29	200	6.9	2	Vanderbilt	Jonathan Williams	9/6/14	4	143	35.8	1	Nicholls
Cedric Cobbs	9/27/03	36	198	5.5	1	Alabama	Brandon Holmes	11/24/00	42	143	3.4	1	LSU
DeCori Birmingham	11/1/03	40	196	4.9	2	Kentucky	Oscar Malone	11/27/93	10	143	14.3	2	LSU
Darren McFadden	9/15/07	33	195	5.9	2	Alabama	Ike Forte	10/25/75	21	143	6.8	2	Utah State
Michael Smith	10/18/08	35	192	5.5	1	Kentucky	Jerry Eckwood	9/13/75	11	143	13.0	1	Air Force
Darren McFadden	10/22/05	31	190	6.1	2	Georgia	Fred Talley	11/11/00	27	142	5.3	1	Tennessee
Fred Talley	11/10/01	27	189	7.0	2	Central Fla.	Chrys Chukwuma	9/19/98	17	142	8.4	0	SMU
Dickey Morton	11/17/73	36	189	5.3	0	SMU	Felix Jones	10/6/07	13	141	10.8	2	Chatt.
Lamar McHan	11/3/51	26	189	7.3	2	Texas A&M	Felix Jones	10/28/06	9	141	15.7	1	ULM
Knile Davis	11/20/10	30	187	6.2	2	Miss St.	Cedric Cobbs	12/31/03	27	141	5.2	1	Missouri
Darren McFadden	11/5/05	32	187	5.8	0	S Carolina	Oscar Malone	9/11/93	22	141	6.4	1	S Carolina
Madre Hill	10/28/95	45	186	4.1	1	Auburn	Russell Cody	10/23/67	33	140	4.2	0	OK State
Ben Cowins	10/23/76	21	186	8.9	1	Houston	Geno Mazzanti	10/22/49	16	140	8.8	0	Vanderbilt
Bill Burnett	10/26/68	35	185	5.3	2	N Texas	Clyde Scott	10/2/48	17	140	8.2	3	TCU
Darren McFadden	9/9/06	20	184	9.2	2	Utah St.	Knile Davis	1/4/11	26	139	5.3	0	Ohio St.
E.D. Jackson	11/24/90	29	184	6.3	2	SMU	De'Arrius Howard	9/10/05	21	139	6.6	1	Vanderbilt
Knile Davis	11/13/10	11	182	16.5	1	UTEP	Darren McFadden	9/29/07	19	138	7.3	2	N Texas
Darren McFadden	11/24/06	21	182	8.7	2	LSU	Darryl Bowles	9/18/82	27	138	5.1	1	Navy
Fred Talley	10/19/02	24	182	7.6	0	Kentucky	Felix Jones	11/24/06	16	137	8.6	1	LSU
Darren McFadden	11/11/06	30	181	6.0	2	Tennessee	Felix Jones	9/3/05	8	137	17.1	1	Missouri St.
Ray Parks	10/14/50	21	180	8.6	2	Baylor	Dickey Morton	9/29/73	27	137	5.1	1	Iowa State
Madre Hill	9/9/95	31	178	5.7	6	S Carolina	Dickey Morton	9/30/72	26	137	5.3	0	Tulsa
Marius Johnson	11/13/93	34	177	5.2	2	Tulsa	Fred Talley	10/26/02	20	136	6.8	0	Ole Miss
Knile Davis	10/23/10	22	176	8.0	3	Ole Miss	Marius Johnson	12/30/95	29	136	4.7	0	N Carolina
Michael Smith	10/11/08	35	176	5.0	1	Auburn	Peyton Hillis	9/3/05	14	135	9.6	3	Missouri St.
Barry Foster	10/7/89	17	176	10.4	2	TCU	Fred Talley	10/6/01	17	135	7.9	1	Weber St.
Cedric Cobbs	9/16/00	34	174	5.1	2	Boise State	Dickey Morton	11/25/72	33	135	4.1	0	Texas Tech
Darren McFadden	9/22/07	29	173	6.0	1	Kentucky	Broderick Green	10/31/09	9	134	14.9	2	E Michigan
Alex Collins	9/7/13	24	172	7.2	1	Samford	Henry Moore	10/30/54	26	134	5.2	1	Texas A&M
Cedric Cobbs	11/28/03	21	169	8.0	1	LSU	Michael Smith	10/4/08	20	133	6.7	1	Florida
Darryl Bowles	11/17/79	16	169	10.6	2	Texas A&M	Felix Jones	9/22/07	12	133	11.1	0	Kentucky
Ken Holland	9/20/47	9	168	18.7	3	NW (La) St	James Rouse	11/11/89	28	133	4.8	1	Baylor
E.D. Jackson	9/5/92	29	167	5.8	0	Citadel	James Rouse	10/14/89	19	133	7.0	1	Rice
Felix Jones	11/3/07	13	166	12.8	3	S Carolina	Dickey Morton	9/23/72	26	133	5.1	1	OK State
Chrys Chukwuma	11/27/98	29	166	5.7	2	LSU	Bill Burnett	10/11/69	35	133	3.8	3	Baylor
Darren McFadden	11/19/05	21	165	7.9	2	Miss St.	David Dickey	11/12/66	38	133	3.5	2	SMU
Geno Mazzanti	11/26/49	23	165	7.2	2	Tulsa	Felix Jones	9/29/07	7	132	18.9	2	N Texas
Buddy Sutton	11/22/52	21	164	7.8	1	Tulsa	Matt Jones	11/15/03	7	132	18.9	3	NM State
Ben Cowins	9/18/76	17	163	9.6	0	OK State	Chrys Chukwuma	9/5/98	12	132	11.0	2	USL
Jerry Eckwood	10/4/75	14	162	11.6	1	TCU	Bobby Burnett	11/20/65	30	132	4.4	3	Texas Tech
Dennis Johnson	10/27/12	27	161	6.0	1	Ole Miss	Bobby Burnett	10/23/65	18	132	7.3	3	N Texas
Fred Talley	10/28/00	26	161	6.2	1	Auburn	Alex Collins	9/27/14	21	131	6.2	1	Texas A&M
Gary Anderson	12/31/82	26	161	6.2	2	Florida	Alex Collins	9/6/14	13	131	10.0	3	Nicholls
Ike Forte	9/13/75	26	161	6.2	3	Air Force	Alex Collins	8/31/13	21	131	6.2	0	Louisiana
Dennis Johnson	10/22/11	15	160	10.7	1	Ole Miss	Matt Jones	11/17/01	10	131	13.1	0	Miss State
Mark Calcagni	11/2/85	22	160	7.3	1	Rice	Ike Forte	9/27/75	17	131	7.7	0	Tulsa
Mike Saint	11/20/71	29	160	5.5	0	Texas Tech	Lance Alworth	11/14/59	15	131	8.7	1	SMU
Michael Smith	9/6/08	22	157	7.1	2	ULM	Michael Forrest	10/29/77	25	130	5.2	1	Rice
Dickey Morton	10/27/72	34	157	4.6	2	Baylor	Bill Burnett	11/8/69	25	130	5.2	2	Rice
Gary Anderson	12/27/80	11	156	14.2	1	Tulane	Bill Burnett	11/23/68	29	130	4.5	2	Texas Tech
Ben Cowins	9/10/77	17	156	9.2	1	NM State	Michael Smith	10/25/08	19	129	6.8	1	Ole Miss
Jerry Eckwood	9/20/75	20	156	7.8	1	OK State	Felix Jones	9/1/07	12	129	10.8	1	Troy
Dickey Morton	10/27/73	17	156	9.2	1	Tulsa	Darren McFadden	10/28/06	18	129	7.2	1	ULM
Madre Hill	10/14/95	26	154	5.9	1	Ole Miss	Matt Jones	11/16/02	13	129	9.9	1	La-Lafayette
Jon Richardson	9/18/71	24	154	6.4	2	OK State	Lewis Carpenter	11/24/51	20	129	6.5	0	Tulsa
Jonathan Williams	10/25/14	18	153	8.5	1	UAB	Oscar Malone	10/8/94	15	128	8.5	1	Tennessee
Ike Forte	10/26/74	20	153	7.7	2	Colorado St	Harry Jones	9/18/65	6	128	21.3	1	OK State
Knile Davis	11/27/10	30	152	5.1	1	LSU	Dennis Johnson	11/28/08	18	127	7.1	1	LSU
Jonathan Williams	8/31/13	18	151	8.4	1	Louisiana	DeCori Birmingham	9/18/04	14	127	9.1	1	ULM
Darren McFadden	9/1/07	24	151	6.3	1	Troy	Ron Calcagni	10/22/77	18	127	7.1	0	Houston
Madre Hill	11/11/95	27	151	5.6	1	USL	Jonathan Williams	9/7/13	17	126	7.4	1	Samford
Oscar Malone	9/3/94	19	151	7.9	2	SMU	Matt Jones	11/13/04	5	126	25.2	1	Ole Miss
Felix Jones	1/1/07	14	150	10.7	2	Wisconsin	Oscar Malone	11/9/96	32	126	3.9	0	Ole Miss
Cedric Cobbs	11/22/03	30	150	5.0	2	Miss State	Ben Cowins	9/11/76	16	126	7.9	2	Utah State

RAZORBACK FOOTBALL

2015 RAZORBACKS

2014 REVIEW

HISTORY

RECORDS

FACILITIES

U OF A



100-YARD RUSHING GAMES (301)

Player	Date	Att	Yds	Avg	TD	Opponent	Player	Date	Att	Yds	Avg	TD	Opponent
Billy Moore	9/29/62	9	126	14.0	2	Tulsa	John Eichler	10/7/67	15	112	7.5	1	TCU
Geno Mazzanti	11/5/49	15	126	8.4	0	Rice	Jim Mooty	10/31/59	19	112	5.9	2	Texas A&M
Darren McFadden	10/8/05	11	125	11.4	2	ULM	Matt Jones	11/6/04	10	111	11.1	1	S Carolina
De'Arrius Howard	11/20/04	29	125	4.3	1	Miss St.	Fred Talley	10/13/01	33	111	3.4	0	S Carolina
Barry Foster	10/28/89	20	125	6.3	0	Houston	Gary Anderson	9/19/81	14	111	7.9	0	Northwestern
James Rouse	10/12/85	14	125	8.9	1	Texas Tech	James Tolbert	10/4/80	20	111	5.6	0	TCU
James Tolbert	11/15/80	29	125	4.3	2	Texas A&M	Ben Cowins	11/12/77	30	111	3.7	2	Texas A&M
Henry Moore	10/16/54	13	125	9.6	1	Texas	Bill Burnett	11/16/68	24	111	4.6	3	SMU
Lamar McHan	10/3/53	21	125	6.0	0	TCU	Bobby Burnett	10/30/65	25	111	4.4	2	Texas A&M
Leon Campbell	9/25/48	19	125	6.6	2	E Texas St.	Danny Brabham	10/6/62	21	111	5.3	2	TCU
Michael Jenkins	9/9/99	9	124	13.8	1	Middle TN St.	Clyde Scott	9/20/47	8	111	13.9	2	NW (La.) St.
B.J. Edmonds	10/6/84	13	124	9.5	1	TCU	Knile Davis	11/6/10	22	110	5.0	3	S Carolina
Oscar Malone	10/19/96	20	123	6.2	0	S Carolina	Darren McFadden	10/20/07	22	110	5.0	0	Ole Miss
Carlton Calvin	11/27/93	14	123	8.8	2	LSU	Matt Jones	11/3/01	18	110	6.1	2	Ole Miss
Scott Bull	11/15/75	14	123	8.8	1	SMU	JuJu Harshaw	10/7/89	16	110	6.9	2	TCU
Dickey Morton	10/2/71	14	123	8.8	1	TCU	Ben Cowins	11/11/78	26	110	4.2	0	Baylor
Harry Jones	10/23/65	6	123	20.5	1	North Texas	Geno Mazzanti	11/12/49	16	110	6.9	0	SMU
Gerald Nesbitt	10/20/56	11	123	11.2	2	Texas	Dennis Johnson	11/3/12	22	109	5.0	2	Tulsa
Darren McFadden	10/16/07	25	122	4.9	1	Chatt.	Ronnie Wingo Jr.	9/17/11	20	109	5.5	2	Troy
Bruce Maxwell	9/24/66	27	122	4.5	2	Tulsa	De'Arrius Howard	9/18/04	13	109	8.4	1	ULM
Harry Jones	10/2/65	11	122	11.1	2	TCU	Rod Stinson	11/15/97	19	109	5.7	1	Tennessee
Don Christian	10/27/56	23	122	5.3	2	Ole Miss	Oscar Malone	10/12/96	16	109	6.8	1	La. Tech
Jack Robbins	11/26/36	21	122	5.8	1	Tulsa	Bill Burnett	10/10/70	27	109	4.0	2	Baylor
De'Arrius Howard	11/23/02	25	121	4.8	0	Miss State	Jonathan Williams	10/18/14	18	108	6.0	0	Georgia
James Rouse	10/10/87	18	121	6.7	1	Texas Tech	Darren McFadden	10/15/05	13	108	8.3	2	Auburn
Gary Anderson	11/1/80	14	121	8.6	1	Rice	James Rouse	9/19/88	22	108	4.9	2	Tulsa
Ben Cowins	10/30/76	20	121	6.1	1	Rice	Bruce Maxwell	1/1/70	8	108	13.5	0	Ole Miss
Dickey Morton	10/28/72	21	121	5.8	1	North Texas	Bruce Maxwell	10/25/69	18	108	6.0	1	Wichita State
Jack Brasuell	11/7/64	26	121	4.7	0	Rice	Dennis Johnson	10/17/09	14	107	7.6	0	Florida
De'Arrius Howard	9/3/05	12	120	10.0	0	Missouri St.	Cedric Cobbs	11/13/99	15	107	7.1	0	Tennessee
Madre Hill	9/26/98	20	120	6.0	1	Alabama	Roland Sales	9/13/79	20	107	5.4	0	Texas Tech
E.D. Jackson	11/23/91	20	120	6.0	0	Rice	Kay Eakin	9/24/38	20	107	5.4	1	OK State
Jerry Eckwood	10/11/75	15	120	8.0	1	Baylor	Felix Jones	10/14/06	5	106	21.2	1	SE Mo St.
Jim Mooty	10/25/58	14	120	8.6	2	Ole Miss	Madre Hill	10/3/98	23	106	4.6	0	Kentucky
Mike Kirkland	9/13/75	12	119	9.9	1	Air Force	Marius Johnson	11/27/93	19	106	5.6	0	LSU
Bill Burnett	9/20/69	19	119	6.3	1	OK State	Marshall Freeman	10/4/86	31	106	3.4	1	TCU
Clyde Scott	9/18/48	10	119	11.9	0	Abilene Chris.	Nathan Jones	10/19/82	7	106	15.1	0	Texas Tech
Fred Talley	11/29/02	15	118	7.9	1	LSU	Ike Forte	10/11/75	23	106	4.6	2	Baylor
Oscar Malone	11/21/92	12	118	9.8	1	SMU	Dickey Morton	11/10/73	26	106	4.1	1	Rice
Marshall Foreman	10/13/84	24	118	4.9	0	Texas Tech	Fred Marshall	10/10/64	15	106	7.1	1	Baylor
Ben Cowins	9/30/78	21	118	5.6	2	Tulsa	Jonathan Williams	12/29/14	23	105	4.6	1	Texas
Darren McFadden	11/10/07	22	117	5.3	0	Tennessee	Brandon Barnett	9/29/07	16	105	6.6	1	N Texas
Ben Cowins	11/4/78	23	117	5.1	0	Rice	Madre Hill	9/16/95	26	105	4.0	0	Alabama
Ben Cowins	9/24/77	16	117	7.3	1	Tulsa	Quinn Grovey	10/14/89	8	105	13.1	1	Texas Tech
Fred Marshall	10/10/64	23	117	5.1	1	Baylor	JuJu Harshaw	11/5/88	20	105	5.3	1	Baylor
Gerald Nesbitt	10/13/56	20	117	5.9	0	Baylor	Dickey Morton	10/21/72	22	105	4.8	0	Texas
Alex Collins	9/28/13	14	116	8.3	1	Texas A&M	Mike Saint	10/24/70	21	105	5.0	1	Wichita State
Jonathan Williams	9/14/13	16	116	7.2	1	S. Miss	Gerald Nesbitt	10/22/55	13	105	8.1	0	Ole Miss
Michael Smith	10/14/06	8	116	14.5	2	SE Mo St.	Jonathan Williams	11/2/13	15	104	6.9	0	Auburn
Jessie Clark	9/11/82	11	116	10.5	1	Tulsa	Felix Jones	10/7/06	13	104	8.0	1	Auburn
Scott Bull	10/11/75	10	116	11.6	2	Baylor	Cedric Cobbs	9/20/03	20	104	5.2	2	North Texas
Bobby Burnett	11/6/65	28	116	4.1	2	Rice	Chrys Chukwuma	10/12/96	12	103	8.6	1	La Tech
Alex Collins	9/14/13	25	115	4.6	1	S. Miss	Barry Foster	11/26/88	8	103	12.9	1	Miami
Cedric Cobbs	9/13/03	20	115	5.8	1	Texas	Derrick Thomas	9/29/84	8	103	12.9	0	Navy
Chrys Chukwuma	10/30/99	19	115	6.1	1	Auburn	Gary Anderson	9/1/80	9	103	11.4	1	Texas
James Rouse	12/2/89	20	115	5.8	1	SMU	Jon Richardson	9/11/71	18	103	5.7	0	California
Greg Thomas	9/14/85	24	115	4.8	0	Ole Miss	Bill Burnett	11/15/69	26	103	4.0	2	SMU
Ben Cowins	11/19/77	19	115	6.1	2	SMU	Felix Jones	10/8/05	14	102	7.3	2	ULM
Henry Moore	10/15/55	21	115	5.5	0	Texas	Matt Jones	9/13/03	12	102	8.5	1	Texas
Clyde Scott	11/1/47	22	115	5.2	1	Texas A&M	Bobby Burnett	11/13/65	26	102	3.9	1	SMU
James Rouse	10/28/89	19	114	6.0	1	Houston	Jack Brasuell	10/10/64	32	102	3.2	1	Baylor
Ben Cowins	10/29/77	15	114	7.6	2	Rice	Felix Jones	10/20/07	15	101	6.7	2	Ole Miss
Jon Richardson	11/21/70	31	114	3.7	2	Texas Tech	Cedric Cobbs	11/17/01	18	101	5.6	3	Miss State
Fred Talley	11/3/01	23	113	4.9	0	Ole Miss	Quinn Grovey	10/15/88	18	101	5.6	1	Texas
Oscar Malone	9/17/94	9	113	12.6	0	Alabama	Gary Anderson	10/11/80	13	101	7.8	0	Wichita State
Greg Thomas	11/22/86	16	113	7.1	3	SMU	Roland Fuchs	11/15/75	24	101	4.2	0	SMU
James Tolbert	10/31/81	12	113	9.4	2	Rice	Richard Miller	10/27/28	11	101	9.2	0	Texas
Ike Forte	11/16/74	17	113	6.6	0	SMU	Cedric Cobbs	11/3/01	22	100	4.5	2	Ole Miss
Dickey Morton	10/9/71	17	113	6.6	1	Baylor	Roland Sales	10/29/79	15	100	6.7	2	Tulsa
Clyde Scott	10/9/48	16	113	7.1	1	Baylor	Jerry Eckwood	9/23/78	14	100	7.1	0	OK State
Darren McFadden	9/23/06	25	112	4.5	1	Alabama	Ike Forte	10/12/74	18	100	5.6	0	Baylor
Matt Jones	11/1/03	15	112	7.5	1	Kentucky	Bill Burnett	11/27/69	20	100	5.0	3	Texas Tech
E.D. Jackson	12/29/91	28	112	4.0	2	Georgia	Gerald Nesbitt	10/26/57	18	100	5.6	0	Ole Miss
Marshall Foreman	10/27/84	29	112	3.9	1	Houston							
Russ Garber	11/7/70	18	112	6.2	0	Rice							
Russell Cody	11/8/69	8	112	14.0	0	Rice							

PASS ATTEMPTS

GAME		
1.	59	Tyler Wilson at Texas A&M 2012
2.	52	Tyler Wilson vs. LSU 2012
	52	Clint Stoerner at Alabama 1999
4.	51	Tyler Wilson vs. Texas A&M 2011
	51	Joe Ferguson vs. Texas A&M 1971
6.	47	Ryan Mallett vs. Ohio State 2010
7.	45	Brandon Allen vs. Georgia 2014
8.	44	Ryan Mallett vs. Vanderbilt 2010
9.	43	Brandon Allen at Mississippi State 2014
	43	Tyler Wilson vs. Ole Miss 2012
	43	Tyler Wilson vs. Mississippi State 2011
	43	Tyler Wilson at Vanderbilt 2011
	43	Ryan Mallett vs. ULM 2010
	43	Nathan Dick at Mississippi State 2008
	43	Clint Stoerner vs. Auburn 1997
SEASON		
1.	438	Tyler Wilson 2011
2.	411	Ryan Mallett 2010
3.	403	Ryan Mallett 2009
4.	401	Tyler Wilson 2012
5.	357	Casey Dick 2008
	357	Clint Stoerner 1997
7.	339	Brandon Allen 2014
8.	317	Clint Stoerner 1999
9.	312	Clint Stoerner 1998
10.	292	Barry Lunney Jr. 1995
CAREER		
1.	1023	Clint Stoerner 1996-99
2.	948	Tyler Wilson 2008-12
3.	856	Barry Lunney Jr. 1992-95
4.	850	Casey Dick 2005-08
5.	814	Ryan Mallett 2009-10
6.	755	Matt Jones 2001-04
7.	646	Brandon Allen 2012-Pres.
8.	644	Brad Taylor 1981-84
9.	611	Joe Ferguson 1970-72
10.	602	Bill Montgomery 1968-70

PASS COMPLETIONS

GAME		
1.	32	Tyler Wilson vs. Mississippi State 2011
2.	31	Tyler Wilson vs. LSU 2012
	31	Joe Ferguson vs. Texas A&M 1971
4.	30	Tyler Wilson vs. Texas A&M 2011
5.	29	Tyler Wilson at Texas A&M 2012
6.	28	Brandon Allen vs. Georgia 2014
	28	Ryan Mallett vs. ULM 2010
8.	27	Tyler Wilson vs. Vanderbilt 2011
	27	Ryan Mallett at Vanderbilt 2010
	27	Ryan Mallett vs. Texas A&M 2010
	27	Clint Stoerner vs. LSU 1998
SEASON		
1.	277	Tyler Wilson 2011
2.	266	Ryan Mallett 2010
3.	249	Tyler Wilson 2012
4.	225	Ryan Mallett 2009
5.	205	Casey Dick 2008
6.	190	Brandon Allen 2014
7.	180	Barry Lunney Jr. 1995
8.	177	Clint Stoerner 1999
9.	173	Clint Stoerner 1997
10.	167	Clint Stoerner 1998
CAREER		
1.	593	Tyler Wilson 2008-12
2.	528	Clint Stoerner 1996-99
3.	491	Ryan Mallett 2009-10
4.	476	Barry Lunney Jr. 1992-95
5.	473	Casey Dick 2005-08
6.	417	Matt Jones 2001-04
7.	339	Brandon Allen 2012-Pres.
8.	337	Bill Montgomery 1968-70
9.	333	Brad Taylor 1981-84
10.	327	Joe Ferguson 1970-72

COMPLETION PERCENTAGE

GAME (13-19 PASS ATT.)		
1.	.875	Ryan Mallett (14-16) vs. Eastern Michigan 2009
2.	.857	Billy Moore (12-14) vs. Tulsa 1962
3.	.846	Brad Taylor (11-13) vs. Tulsa 1984
4.	.823	Casey Dick (14-17) vs. Mississippi State 2007
5.	.813	Matt Jones (13-16) vs. New Mexico State 2004
6.	.812	Clint Stoerner (13-16) vs. South Carolina 1999
7.	.800	Mitch Mustain (12-15) vs. Ole Miss 2006
	.800	Kevin Scanlon (12-15) at Texas A&M 1979
	.800	Joe Ferguson (12-15) vs. North Texas 1972
	.800	Bill Montgomery (12-15) vs. Oklahoma State 1970
GAME (MIN. 20 PASS ATT.)		
1.	.875	Ryan Mallett (21-24) vs. Tennessee Tech 2010
2.	.852	Ryan Mallett (23-27) vs. South Carolina 2009
3.	.818	Ronny South (18-22) vs. Texas A&M 1967
4.	.815	Barry Lunney Jr. (22-27) vs. Tennessee 1995
5.	.800	Kevin Scanlon (16-20) vs. Rice 1979
6.	.793	Tyler Wilson (23-29) at Mississippi State 2012
7.	.773	Ryan Mallett (17-22) vs. Missouri State 2009
	.773	Robby Hampton (17-22) vs. SW Missouri State 2000
9.	.767	Ryan Mallett (20-23) vs. Troy 2009
10.	.759	Tyler Wilson (22-29) at Auburn 2012
SEASON (MIN. 100 PASS ATT.)		
1.	.662	Kevin Scanlon (92-139) 1979
2.	.647	Ryan Mallett (266-411) 2010
3.	.632	Tyler Wilson (277-438) 2011
4.	.625	Jack Robbins (95-162) 1935
5.	.621	Tyler Wilson (249-401) 2012
6.	.616	Barry Lunney Jr. (180-292) 1995
7.	.615	Greg Thomas (67-109) 1986
8.	.602	Ron Calcagni (62-103) 1978
9.	.592	Ronny South (84-142) 1967
10.	.590	Joe Ferguson (160-271) 1971

RAZORBACK FOOTBALL

2015 RAZORBACKS

2014 REVIEW

HISTORY

RECORDS

FACILITIES

U OF A



Ryan Mallett has thrown more touchdown passes (62) than any other player in Razorback football history and holds the top two marks for most touchdown passes in a season. Mallett currently plays for the Houston Texans.



PASSING YARDS

GAME

1.	510	Tyler Wilson vs. Texas A&M	2011
2.	419	Tyler Wilson vs. Rutgers	2012
3.	409	Ryan Mallett vs. Vanderbilt	2010
4.	408	Ryan Mallett vs. Georgia	2009
5.	405	Ryan Mallett vs. Troy	2009
6.	400	Ryan Mallett vs. ULM	2010
7.	387	Clint Stoerner at LSU	1997
8.	385	Casey Dick vs. Tulsa	2008
9.	380	Ryan Mallett at Georgia	2010
10.	373	Tyler Wilson at Texas A&M	2012

SEASON

1.	3869	Ryan Mallett (266-411, 32 TD, 12 INT)	2010
2.	3638	Tyler Wilson (277-438, 24 TD, 6 INT)	2011
3.	3624	Ryan Mallett (225-403, 30 TD, 7 INT)	2009
4.	3387	Tyler Wilson (249-401, 21 TD, 13 INT)	2012
5.	2629	Clint Stoerner (167-312, 26 TD, 8 INT)	1998
6.	2586	Casey Dick (205-357, 13 TD, 14 INT)	2008
7.	2347	Clint Stoerner (173-357, 12 TD, 13 INT)	1997
8.	2293	Clint Stoerner (177-317, 19 TD, 10 INT)	1999
9.	2285	Brandon Allen (190-339, 20 TD, 5 INT)	2014
10.	2203	Joe Ferguson (160-271, 11 TD, 12 INT)	1971

CAREER

1.	7,765	Tyler Wilson	2008-12
2.	7,493	Ryan Mallett	2009-10
3.	7,422	Clint Stoerner	1996-99
4.	5,857	Matt Jones	2001-04
5.	5,856	Casey Dick	2005-08
6.	5,782	Barry Lunney Jr.	1992-95
7.	4,802	Brad Taylor	1981-84
8.	4,590	Bill Montgomery	1968-70
9.	4,496	Quinn Grovey	1987-90
10.	4,431	Joe Ferguson	1970-72

TOUCHDOWN PASSES

GAME

1.	5	Tyler Wilson vs. Kentucky	2012
	5	Ryan Mallett vs. UTEP	2010
	5	Ryan Mallett vs. Mississippi State	2009
	5	Ryan Mallett vs. Troy	2009
	5	Ryan Mallett vs. Georgia	2009
6.	4	Brandon Allen vs. Nicholls	2014
	4	Tyler Wilson at Auburn	2010
	4	Ryan Mallett vs. Texas A&M	2009
	4	Casey Dick vs. Mississippi State	2007
	4	Matt Jones vs. Louisiana-Monroe	2004
	4	Robby Hampton vs. Louisiana-Monroe	2000
	4	Brad Taylor vs. Rice	1983
	4	Joe Ferguson at TCU	1972
	4	Ronny South vs. SMU	1967

SEASON

1.	32	Ryan Mallett	2010
2.	30	Ryan Mallett	2009
3.	26	Clint Stoerner	1998
4.	24	Tyler Wilson	2011
5.	21	Tyler Wilson	2012
6.	20	Brandon Allen	2014
7.	19	Clint Stoerner	1999
8.	18	Casey Dick	2007
	18	Matt Jones	2003
	18	Quinn Grovey	1990

CAREER

1.	62	Ryan Mallett	2009-10
2.	57	Clint Stoerner	1996-99
3.	53	Matt Jones	2001-04
4.	52	Tyler Wilson	2008-12
5.	47	Casey Dick	2005-08
6.	34	Brandon Allen	2012-Pres.
7.	33	Barry Lunney Jr.	1992-95
8.	29	Quinn Grovey	1987-90
	29	Bill Montgomery	1968-70
10.	24	Joe Ferguson	1970-72

CONSECUTIVE PASSES W/O INT

1.	184	Tyler Wilson	2011
2.	141	Ryan Mallett	2009
3.	134	Clint Stoerner	1997-98
4.	123	Barry Lunney Jr.	1992-93
5.	116	Brandon Allen	2014



Tyler Wilson was Arkansas' starting quarterback from 2011-12 and is the Razorbacks' all-time leading passer, throwing for 7,765 yards in his career.

ALL-TIME 250-YARD PASSING GAMES (77)



Player	Date	Att	Comp	Yards	TD	Int	Opponent
Tyler Wilson	10/1/11	51	30	510	3	0	Texas A&M
Tyler Wilson	9/22/12	39	20	419	3	2	Rutgers
Ryan Mallett	10/30/10	44	27	409	3	0	Vanderbilt
Ryan Mallett	9/19/09	39	21	408	5	0	Georgia
Ryan Mallett	11/14/09	30	23	405	5	1	Troy
Ryan Mallett	9/11/10	43	28	400	3	1	ULM
Clint Stoerner	11/28/97	38	18	387	2	0	LSU
Casey Dick	11/1/08	38	25	385	1	1	Tulsa
Ryan Mallett	9/18/10	33	21	380	3	0	Georgia
Tyler Wilson	9/29/12	59	29	373	1	2	Texas A&M
Tyler Wilson	10/13/12	31	23	372	5	0	Kentucky
Tyler Wilson	9/1/12	27	19	367	3	0	Jacksonville State
Tyler Wilson	11/19/11	43	32	365	3	0	Mississippi State
Tyler Wilson	11/23/12	52	31	369	1	1	LSU
Ryan Mallett	9/25/10	38	25	357	1	3	Alabama
Joe Ferguson	10/30/71	51	31	345	0	1	Texas A&M
Bill Montgomery	1/1/71	34	17	338	2	1	Ole Miss
Ronny South	11/25/67	33	18	335	3	2	Texas Tech
Clint Stoerner	11/27/98	38	27	334	2	0	LSU
Nathan Dick	11/22/08	43	25	333	3	1	Mississippi State
Tyler Wilson	10/16/10	34	25	332	4	2	Auburn
Ryan Mallett	11/7/09	27	23	329	0	0	South Carolina
Clint Stoerner	10/25/97	43	20	325	2	1	Auburn
Casey Dick	9/2/08	34	22	323	2	0	ULM
Ryan Mallett	11/27/10	23	13	320	3	2	LSU
Casey Dick	8/30/08	41	25	318	2	1	Western Illinois
Tyler Wilson	10/29/11	43	27	316	1	0	Vanderbilt
Clint Stoerner	9/25/99	52	24	316	1	1	Alabama
Ryan Mallett	11/21/09	34	18	313	5	2	Mississippi State
Ryan Mallett	10/9/10	38	27	310	3	1	Texas A&M
Ryan Mallett	9/5/09	22	17	309	1	0	Missouri State
Brad Taylor	12/28/81	29	14	307	2	0	North Carolina
Ryan Mallett	11/20/10	26	17	305	3	1	Mississippi State
Joe Ferguson	10/7/72	32	20	304	4	0	TCU
Tyler Wilson	9/17/11	36	23	303	2	1	Troy
Ryan Mallett	11/6/10	30	21	303	1	1	South Carolina
Ryan Mallett	9/4/10	24	21	301	3	1	Tennessee Tech
Tyler Wilson	11/5/11	37	20	299	2	1	South Carolina
Matt Jones	10/18/03	30	20	299	3	2	Florida
Tyler Wilson	10/27/12	43	24	297	2	2	Ole Miss
Brandon Allen	10/18/14	45	28	296	3	2	Georgia
Clint Stoerner	10/10/98	42	19	296	1	2	Memphis
Bill Montgomery	11/14/70	31	19	294	2	0	SMU
Barry Lunney Jr.	10/13/93	41	17	286	2	1	Auburn
Brandon Allen	9/28/13	36	17	282	3	2	Texas A&M
Casey Dick	10/25/08	38	20	282	2	1	Ole Miss
John Eichler	10/25/69	41	23	279	2	0	Wichita State
Tyler Wilson	11/11/12	41	26	277	2	2	South Carolina
Ryan Mallett	1/4/11	47	24	277	2	1	Ohio State
Joe Ferguson	11/6/71	29	18	277	0	1	Rice
Barry Lunney Jr.	10/7/95	27	22	276	3	0	Tennessee
Ryan Mallett	10/10/09	37	24	274	2	1	Auburn
Clint Stoerner	11/14/98	34	17	274	0	1	Tennessee
Tyler Wilson	11/3/12	31	21	272	0	1	Tulsa
Matt Jones	9/18/04	28	18	272	4	1	ULM
Ryan Mallett	10/3/09	27	17	271	4	1	Texas A&M
Quinn Grovey	9/22/90	25	16	270	0	0	Ole Miss
Danny Nutt	9/29/84	28	17	267	3	0	Navy
Bill Montgomery	11/9/68	23	15	266	2	0	Rice
Bill Montgomery	10/3/70	20	13	265	1	1	TCU
Tyler Wilson	10/8/11	36	24	262	2	0	Auburn
Clint Stoerner	9/19/98	33	17	262	3	0	SMU
Barry Lunney Jr.	10/14/95	32	19	261	0	1	Ole Miss
Tyler Wilson	9/3/11	24	18	260	2	0	Missouri State
Matt Jones	11/1/03	25	16	260	3	0	Kentucky
Bill Montgomery	10/12/68	34	22	260	1	2	Baylor
Tyler Wilson	9/10/11	26	18	259	1	1	New Mexico
Joe Ferguson	10/2/71	23	15	259	1	0	TCU
Bill Montgomery	11/2/68	28	20	258	2	0	Texas A&M
Brad Taylor	11/6/82	33	13	257	1	1	Baylor
Quinn Grovey	10/28/89	14	11	256	2	1	Houston
Ryan Mallett	10/24/09	34	12	254	1	0	Ole Miss
Clint Stoerner	9/4/99	30	13	254	2	0	SMU
Matt Jones	10/2/04	39	23	252	1	3	Florida
Clint Stoerner	11/26/99	36	19	252	1	3	LSU
Brad Taylor	11/7/81	23	17	250	0	2	Baylor
Dwight Sloan	11/25/37	35	19	250	3	0	Tulsa

RAZORBACK FOOTBALL

2015 RAZORBACKS

2014 REVIEW

HISTORY

RECORDS

FACILITIES

U OF A



INDIVIDUAL RECEIVING RECORDS

RECEPTIONS

GAME

1.	13	Jarius Wright vs. Texas A&M (281 yards, 2 TD)	2011
	13	James Shibest at SMU (199 yards, 2 TD)	1984
	13	Wear Schoonover at Baylor (152 yards, 0 TD)	1929
4.	12	Cobi Hamilton vs. Ole Miss (146 yards, 0 TD)	2012
	12	Greg Childs vs. ULM (146 yards, 2 TD)	2010
	12	Mike Reppond at Rice (204 yards, 0 TD)	1971
	12	Chuck Dicus vs. Georgia (169 yards, 1 TD)	1968
8.	11	Cobi Hamilton vs. Tulsa (177 yards, 0 TD)	2012
	11	Cobi Hamilton at Texas A&M (162 yards, 0 TD)	2012
10.	10	Cobi Hamilton vs. LSU (98 yards, 0 TD)	2012
	10	Cobi Hamilton vs. Rutgers (303 yards, 3 TD)	2012
	10	Jarius Wright at Vanderbilt (135 yards, 1 TD)	2011
	10	Lucas Miller at Miss. State (201 yards, 1 TD)	2008
	10	D.J. Williams vs. Ole Miss (129 yards, 0 TD)	2008
	10	Bobby Joe Edmonds vs. Auburn (68 yards, 0 TD)	1983
	10	Bobby Crockett vs. LSU (129 yards, 1 TD)	1965

SEASON

1.	90	Cobi Hamilton (1335 yards, 5 TD)	2012
2.	66	Jarius Wright (1117 yards, 12 TD)	2011
3.	62	J.J. Meadors (584 yards, 2 TD)	1995
4.	61	D.J. Williams (723 yards, 3 TD)	2008
5.	56	Mike Reppond (986 yards, 3 TD)	1971
6.	54	Joe Adams (625 yards, 3 TD)	2011
	54	D.J. Williams (627 yards, 4 TD)	2010
8.	52	Boo Williams (739 yards, 7 TD)	2000
9.	51	Anthony Eubanks (870 yards, 5 TD)	1997
	51	Anthony Eubanks (809 yards, 5 TD)	1996
	51	James Shibest (907 yards, 7 TD)	1984

CAREER

1.	175	Cobi Hamilton (2854 yards, 18 TD)	2009-12
2.	168	Jarius Wright (2934 yards, 24 TD)	2008-11
3.	164	Joe Adams (2410 yards, 17 TD)	2008-11
4.	153	Anthony Eubanks (2440 yards, 16 TD)	1994-97
5.	152	D.J. Williams (1855 yards, 10 TD)	2007-10
6.	144	George Wilson (2151 yards, 16 TD)	2000-03
7.	138	Marcus Monk (2151 yards, 27 TD)	2004-07
8.	137	Anthony Lucas (2879 yards, 23 TD)	1996-99
9.	135	Richard Smith (1858 yards, 17 TD)	2000-03
10.	134	J.J. Meadors (1651 yards, 10 TD)	1992-95

RECEIVING YARDS

GAME

1.	303	Cobi Hamilton vs. Rutgers (10 catches, 3 TD)	2012
2.	281	Jarius Wright vs. Texas A&M (13 catches, 2 TD)	2011
3.	204	Mike Reppond vs. Rice (12 catches, 0 TD)	1971
4.	201	Lucas Miller at Mississippi State (10 catches, 1 TD)	2008
5.	199	James Shibest at SMU (13 catches, 2 TD)	1984
6.	194	Anthony Lucas at SMU (6 catches, 3 TD)	1999
7.	193	Chuck Dicus vs. Rice (8 catches, 2 TD)	1968
8.	192	Marcus Monk at South Carolina (8 catches, 1 TD)	2006
9.	177	Cobi Hamilton vs. Tulsa (11 catches, 0 TD)	2012
	177	Anthony Lucas at Ole Miss (4 catches 2 TD)	1998

SEASON

1.	1,335	Cobi Hamilton (90 catches, 5 TD)	2012
2.	1,117	Jarius Wright (66 catches, 12 TD)	2011
3.	1,004	Anthony Lucas (43 catches, 10 TD)	1998
4.	986	Mike Reppond (56 catches, 3 TD)	1971
5.	962	Marcus Monk (50 catches, 11 TD)	2006
6.	907	James Shibest (51 catches, 7 TD)	1984
7.	900	George Wilson (50 catches, 6 TD)	2003
8.	897	Derek Russell (43 catches, 8 TD)	1990
9.	894	Greg Childs (48 catches, 7 TD)	2009
10.	870	Anthony Eubanks (51 catches, 5 TD)	1997

CAREER

1.	2,934	Jarius Wright (168 catches, 24 TD)	2008-11
2.	2,879	Anthony Lucas (137 catches, 23 TD)	1995-99
3.	2,854	Cobi Hamilton (175 catches, 18 TD)	2009-12
4.	2,440	Anthony Eubanks (153 catches, 16 TD)	1994-97
5.	2,410	Joe Adams (164 catches, 17 TD)	2008-11
6.	2,151	Marcus Monk (138 catches, 27 TD)	2004-07
	2,151	George Wilson (144 catches, 16 TD)	2000-03
8.	2,066	Greg Childs (133 catches, 15 TD)	2008-11
9.	1,920	James Shibest (97 catches, 10 TD)	1983-86
10.	1,874	Derek Russell (91 catches, 16 TD)	1987-90

RECEIVING YARDS

CONSECUTIVE GAMES

1.	465	Cobi Hamilton (303 vs. Rutgers, 162 at Texas A&M)	2012
2.	367	Derek Holloway (141 vs. North Carolina*, 196 vs. Tulsa)	1981
3.	357	Jarius Wright (281 vs. Texas A&M, 76 vs. Auburn)	2011
4.	349	Anthony Lucas (177 vs. Ole Miss, 172 at Tennessee)	1998
5.	329	Marcus Monk (192 at South Carolina, 137 vs. Tennessee)	2006
6.	323	Cobi Hamilton (146 vs. Ole Miss, 177 vs. Tulsa)	2012
7.	317	Cobi Hamilton (14 vs. Alabama, 303 vs. Rutgers)	2012
	317	Chuck Dicus (146 vs. Texas, 171 vs. Ole Miss**)	1969
9.	308	Mike Reppond (137 at Baylor, 171 vs. Texas)	1971
10.	307	Jarius Wright (26 at Alabama, 281 vs. Texas A&M)	2011

* 1981 Gator Bowl | ** 1970 Sugar Bowl

TOUCHDOWN RECEPTIONS

GAME

1.	3	Cobi Hamilton vs. Rutgers	2012
	3	Anthony Lucas at SMU	1999
	3	Alton Baldwin vs. TCU	1945
	3	Alton Baldwin vs. Arkansas A&M	1944

SEASON

1.	12	Jarius Wright	2011
2.	11	Marcus Monk	2006
3.	10	Anthony Lucas	1998
4.	8	Derek Russell	1990
	8	Chuck Dicus	1968
6.	7	Joe Adams	2009
	7	Greg Childs	2009
	7	Marcus Monk	2005
	7	Richard Smith	2003
	7	George Wilson	2002
	7	Boo Williams	2000
	7	James Shibest	1984
	7	Jim Benton	1937
	7	Wear Schoonover	1929

CAREER

1.	27	Marcus Monk	2004-07
2.	24	Jarius Wright	2008-11
3.	23	Anthony Lucas	1995-99
4.	18	Cobi Hamilton	2009-12
5.	17	Joe Adams	2008-11
	17	Richard Smith	2000-03
7.	16	George Wilson	2000-03
	16	Anthony Eubanks	1994-97
	16	Chuck Dicus	1968-70
	16	Derek Russell	1987-90

100-YARD RECEIVING GAMES

SEASON

1.	5	Anthony Lucas	1998
	5	Anthony Eubanks	1997
3.	4	Cobi Hamilton	2012
	4	Jarius Wright	2011
	4	George Wilson	2003
	4	Mike Reppond	1971
7.	3	Joe Adams	2010
	3	Greg Childs	2009
	3	D.J. Williams	2008
	3	Marcus Monk	2006
	3	Anthony Eubanks	1996
	3	Anthony Lucas	1995
	3	Derek Russell	1990
	3	James Shibest	1984
	3	Chuck Dicus	1969

CAREER

1.	11	Anthony Lucas	1995-99
2.	9	Jarius Wright	2008-11
	9	Anthony Eubanks	1994-97
4.	8	Cobi Hamilton	2009-12
5.	7	Joe Adams	2008-11
6.	6	George Wilson	2001-03
7.	5	Greg Childs	2008-11
	5	Derek Russell	1987-90
	5	Chuck Dicus	1968-70
10.	4	D.J. Williams	2007-10
	4	James Shibest	1983-86
	4	Mike Reppond	1970-72



Jarius Wright is one of three Razorback wideouts to top the 1,000-yard plateau when he totaled 1,117 receiving yards in 2011. He finished his career as Arkansas' all-time leading receiver (2,934 yards) and currently plays for the Minnesota Vikings.

100-YARD RECEIVING GAMES (124)



Player	Date	Rec	Yds	TD	Opponent	Player	Date	Rec	Yds	TD	Opponent
Cobi Hamilton	9/22/12	10	303	3	Rutgers	Joe Adams	1/4/11	9	120	1	Ohio St.
Jarius Wright	10/1/11	13	281	2	Texas A&M	Harry Jones	10/1/66	2	120	2	TCU
Mike Reppond	11/6/71	12	204	0	Rice	Bobby Crockett	10/30/65	5	120	1	Texas A&M
Lucas Miller	11/22/08	10	201	1	Miss St.	Chris Gragg	11/19/11	8	119	1	Mississippi State
James Shibest	11/24/84	13	199	2	SMU	Donny Bobo	9/10/77	2	119	1	NM State
Anthony Lucas	9/4/99	6	194	3	SMU	Floyd Sagely	11/28/53	6	118	1	Tulsa
Chuck Dicus	11/9/68	8	193	2	Rice	Jim Benton	11/20/37	8	116	0	Geo. Wash.
Marcus Monk	11/4/06	8	192	1	S Carolina	George Wilson	11/23/01	7	115	1	LSU
Cobi Hamilton	11/3/12	11	177	0	Tulsa	Jim Hodge	11/14/70	4	115	0	SMU
Anthony Lucas	11/7/98	4	177	2	Ole Miss	Steven Harris	10/2/04	6	114	0	Florida
George Wilson	11/1/03	9	172	1	Kentucky	Anthony Lucas	9/5/98	4	113	2	USL
Anthony Lucas	11/14/98	8	172	2	Tennessee	Gerald McMurray	11/7/81	5	113	0	Baylor
Boo Williams	9/16/00	5	171	2	Boise State	Jarius Wright	11/1/08	5	112	0	Tulsa
Mike Reppond	10/16/71	8	171	1	Texas	Cobi Hamilton	11/6/10	7	111	1	S Carolina
Chuck Dicus	1/1/70	6	171	1	Ole Miss	George Wilson	9/13/03	5	111	1	Texas
Derek Holloway	9/11/82	5	196	1	Tulsa	George Wilson	12/30/02	8	111	1	Minnesota
Chuck Dicus	1/1/69	12	169	1	Georgia	Boo Williams	9/2/00	4	111	1	SW Mo St.
Anthony Eubanks	10/25/97	9	167	1	Auburn	Anthony Eubanks	10/5/96	6	111	0	Florida
Derek Russell	10/6/90	8	166	2	TCU	Anthony Lucas	10/7/95	4	111	2	Tennessee
Cobi Hamilton	11/27/10	3	164	2	LSU	Hunter Henry	10/1/14	7	110	0	Mississippi State
Greg Childs	10/16/10	9	164	2	Auburn	Chris Gragg	9/1/12	7	110	2	Jacksonville St.
Derek Russell	10/28/89	6	164	2	Houston	Joe Adams	10/3/09	3	110	0	Texas A&M
Cobi Hamilton	9/29/12	11	162	0	Texas A&M	Gary Anderson	10/9/82	4	110	1	Texas Tech
James Shibest	9/29/84	9	156	2	Navy	Hunter Henry	9/28/13	4	109	0	Texas A&M
Chuck Dicus	10/4/69	9	156	2	TCU	Joe Adams	9/17/11	8	109	1	Troy
Wear Schoonover	10/19/29	13	152	0	Baylor	Joe Adams	10/31/09	3	109	2	E Michigan
Jonathan Williams	10/13/12	3	150	2	Kentucky	Jarius Wright	9/3/11	6	108	2	Missouri State
Chuck Dicus	10/3/70	6	150	0	TCU	Jarius Wright	9/19/09	4	108	1	Georgia
Anthony Lucas	10/3/98	6	149	1	Kentucky	Anthony Eubanks	10/28/95	8	108	1	Auburn
Max Peacock	11/25/67	7	149	1	Texas Tech	Donnie Centers	11/1/86	3	108	1	Rice
Gary Stiggers	10/28/78	5	148	0	Houston	Donnie Centers	9/27/86	4	108	1	NM State
Cobi Hamilton	10/27/12	12	146	0	Ole Miss	Keon Hatcher	9/20/14	6	107	1	Northern Illinois
Greg Childs	9/11/10	12	146	2	ULM	Anthony Lucas	9/23/95	6	106	1	Memphis
Chuck Dicus	12/6/69	9	146	1	Texas	Lewis Carpenter	9/27/52	3	106	1	Houston
Anthony Eubanks	11/28/97	4	142	1	LSU	Jarius Wright	11/20/10	2	105	1	Miss St.
Greg Childs	9/19/09	5	140	2	Georgia	George Wilson	11/3/01	8	105	1	Ole Miss
Jarius Wright	9/5/09	6	139	0	Missouri St.	George Wilson	10/25/03	6	104	0	Ole Miss
Joe Adams	9/4/10	6	138	2	Tenn Tech	Anthony Eubanks	9/20/97	7	104	1	Alabama
Anthony Eubanks	10/12/96	8	138	1	La. Tech	Jarius Wright	11/5/11	4	103	2	South Carolina
D.J. Williams	11/7/09	7	137	0	S Carolina	Anthony Lucas	10/14/95	5	103	0	Ole Miss
Marcus Monk	11/11/06	8	137	2	Tennessee	Anthony Lucas	11/6/99	6	102	0	Ole Miss
Anthony Lucas	11/28/97	6	137	1	LSU	Bobby Nichols	10/30/71	9	102	0	Texas A&M
Derek Russell	10/1/88	4	137	1	TCU	Bobby Crockett	10/16/65	8	102	1	Texas
Mike Reppond	10/9/71	5	137	2	Baylor	Cedric Washington	11/20/04	5	101	0	Miss St.
Bruce Maxwell	1/1/70	9	137	1	Ole Miss	Anthony Eubanks	11/6/97	7	101	1	Ole Miss
Derek Russell	11/24/90	5	136	1	SMU	Bobby Duckworth	9/20/80	4	101	1	OK State
Jarius Wright	10/29/11	10	135	1	Vanderbilt	George Wilson	9/20/03	4	100	1	North Texas
Greg Childs	10/17/09	4	135	1	Florida	Anthony Lucas	9/19/98	3	100	1	SMU
Steven Harris	9/18/04	6	133	2	ULM	Anthony Eubanks	9/27/97	5	100	1	La. Tech
Mike Reppond	10/2/71	7	133	0	TCU	Donny Bobo	10/1/77	5	100	1	TCU
Lance Alworth	11/18/61	6	133	1	SMU						
Cobi Hamilton	9/10/11	5	132	1	New Mexico						
Jarius Wright	9/25/10	6	131	0	Alabama						
Cobi Hamilton	11/21/09	3	131	2	Miss St.						
Joe Adams	9/18/10	6	130	0	Georgia						
Anthony Eubanks	9/28/96	8	130	1	ULM						
D.J. Williams	11/1/08	6	129	0	Tulsa						
D.J. Williams	10/25/08	10	129	0	Ole Miss						
Bobby Crockett	1/1/66	10	129	1	LSU						
Derek Russell	9/22/90	7	128	0	Tulsa						
James Shibest	10/20/84	7	128	1	Texas						
J.J. Meadors	9/3/94	5	127	2	SMU						
Jim Hodge	9/9/72	7	127	0	S California						
Richard Smith	10/5/02	3	125	1	Tennessee						
Chuck Dicus	10/11/69	4	125	0	Baylor						
Joe Adams	10/22/11	4	124	0	Ole Miss						
Greg Childs	11/28/09	5	124	0	LSU						
D.J. Williams	9/6/08	5	124	2	ULM						
Marcus Monk	9/16/06	5	124	1	Vanderbilt						
Richard Smith	10/18/03	6	123	1	Florida						
David Dickey	11/25/67	6	123	1	Texas Tech						
Brandon Mitchell	9/1/12	4	122	0	Jacksonville St.						
Richard Smith	9/6/03	3	122	1	Tulsa						
James Shibest	10/4/86	5	121	0	TCU						



Cobi Hamilton set the Razorback single-game receiving record with a 10-reception, 303-yard performance against Rutgers in 2012. The 303 receiving yards is still an SEC record.

RAZORBACK FOOTBALL

2015 RAZORBACKS

2014 REVIEW

HISTORY

RECORDS

FACILITIES

U OF A



INDIVIDUAL TOTAL OFFENSE RECORDS

PLAYS

GAME

1.	62	Tyler Wilson at Texas A&M (3 rushes, 59 passes, 1 TD)	2012
2.	61	Tyler Wilson vs. LSU (9 rushes, 52 passes, 1 TD)	2012
3.	57	Tyler Wilson vs. Texas A&M (6 rushes, 51 passes, 3 TD)	2011
4.	56	Joe Ferguson vs. Texas A&M (5 rushes, 51 passes, 1 TD)	1971
5.	54	Clint Stoerner at Alabama (2 rushes, 52 passes, 1 TD)	1999
	54	Clint Stoerner at Ole Miss (15 rushes, 39 passes, 0 TD)	1997
	54	Clint Stoerner vs. Auburn (11 rushes, 43 passes, 2 TD)	1997
	54	Bill Montgomery at Texas (19 rushes, 35 passes, 1 TD)	1968
9.	51	Ryan Mallett vs. Ohio State (4 rushes, 47 passes, 2 TD)	2010
	51	Quinn Grovey at Houston (13 rushes, 38 passes, 4 TD)	1990
	51	Kevin Scanlon vs. Alabama (12 rushes, 39 passes)	1979

SEASON

1.	498	Tyler Wilson (60 rushes, 438 passes, 28 TD)	2011
2.	461	Ryan Mallett (58 rushes, 403 passes, 32 TD)	2009
3.	455	Ryan Mallett (44 rushes, 411 passes, 36 TD)	2010
4.	442	Tyler Wilson (41 rushes, 401 passes, 21 TD)	2012
5.	438	Clint Stoerner (81 rushes, 357 passes, 14 TD)	1997
6.	429	Casey Dick (72 rushes, 357 passes, 16 TD)	2008
7.	404	Barry Lunney Jr. (112 rushes, 292 passes, 15 TD)	1995
8.	381	Brandon Allen (42 rushes, 339 passes, 20 TD)	2014
9.	363	Matt Jones (129 rushes, 234 passes, 21 TD)	2002
	363	Clint Stoerner (51 rushes, 312 passes, 27 TD)	1998

CAREER

1.	1,200	Clint Stoerner (177 rushes, 1023 passes, 62 TD)	1996-99
2.	1,192	Barry Lunney Jr. (336 rushes, 856 passes, 40 TD)	1992-95
3.	1,137	Matt Jones (382 rushes, 755 passes, 77 TD)	2001-04
4.	1,058	Tyler Wilson (110 rushes, 948 passes, 56 TD)	2008-12
5.	978	Quinn Grovey (452 rushes, 526 passes, 50 TD)	1987-90
6.	973	Brad Taylor (329 rushes, 644 passes, 35 TD)	1981-84
7.	959	Casey Dick (105 rushes, 850 passes, 4 rec, 51 TD)	2005-08
8.	916	Ryan Mallett (102 rushes, 814 passes, 68 TD)	2009-10
9.	896	Bill Montgomery (294 rushes, 602 passes, 42 TD)	1981-84
10.	807	Darren McFadden (785 rushes, 22 passes, 48 TD)	2005-07

YARDS

GAME

1.	481	Tyler Wilson vs. Texas A&M (-29 rushing, 510 passing, 3 TD)	2011
2.	426	Tyler Wilson vs. Rutgers (7 rushing, 419 passing, 3 TD)	2012
3.	414	Ryan Mallett vs. Georgia (6 rushing, 408 passing, 5 TD)	2009
4.	402	Ryan Mallett vs. Vanderbilt (-7 rushing, 409 passing, 3 TD)	2010
5.	401	Ryan Mallett vs. ULM (1 rushing, 400 passing, 4 TD)	2010
6.	397	Tyler Wilson vs. LSU (38 rushing, 359 passing, 1 TD)	2012
7.	386	Ryan Mallett vs. Troy (-19 rushing, 405 passing, 5 TD)	2009
8.	377	Tyler Wilson vs. Kentucky (5 rushing, 372 passing, 5 TD)	2012
9.	376	Ryan Mallett at Georgia (-4 rushing, 380 passing, 3 TD)	2010
10.	372	Matt Jones at Kentucky (112 rushing, 260 passing, 4 TD)	2003

SEASON

1.	3,795	Ryan Mallett (-74 rushing, 3869 passing, 36 TD)	2010
2.	3,635	Tyler Wilson (-3 rushing, 3638 passing, 28 TD)	2011
3.	3,595	Ryan Mallett (-29 rushing, 3624 passing, 32 TD)	2009
4.	3,394	Tyler Wilson (7 rushing, 3387 passing, 21 TD)	2012
5.	2,695	Matt Jones (622 rushing, 2073 passing, 21 TD)	2004
6.	2,624	Matt Jones (707 rushing, 1917 passing, 26 TD)	2003
7.	2,572	Clint Stoerner (-57 rushing, 2629 passing, 27 TD)	1998
8.	2,535	Casey Dick (-51 rushing, 2586 passing, 17 TD)	2008
9.	2,285	Brandon Allen (0 rushing, 2285 passing, 20 TD)	2014
10.	2,246	Barry Lunney Jr. (65 rushing, 2181 passing, 15 TD)	1995

CAREER

1.	8,392	Matt Jones (2535 rushing, 5947 passing, 77 TD)	2001-04
2.	7,721	Tyler Wilson (-44 rushing, 7765 passing, 56 TD)	2008-12
3.	7,390	Ryan Mallett (-103 rushing, 7493 passing, 68 TD)	2009-10
4.	7,049	Clint Stoerner (-373 rushing, 7422 passing, 62 TD)	1996-99
5.	6,242	Quinn Grovey (1756 rushing, 4496 passing, 50 TD)	1987-90
6.	5,887	Barry Lunney Jr. (105 rushing, 5782 passing, 40 TD)	1992-95
7.	5,623	Casey Dick (-233 rushing, 5856 passing, 51 TD)	2005-08
8.	5,145	Brad Taylor (343 rushing, 4802 passing, 35 TD)	1981-84
9.	5,052	Bill Montgomery (462 rushing, 4590 passing, 42 TD)	1968-70
10.	4,795	Darren McFadden (4590 rushing, 205 passing, 48 TD)	2005-07

TOUCHDOWN RESPONSIBILITY

GAME

1.	6	Ryan Mallett vs. UTEP	2010
	6	Madre Hill vs. South Carolina	1995
3.	5	Tyler Wilson vs. Kentucky	2012
	5	Ryan Mallett vs. Mississippi State	2009
	5	Ryan Mallett vs. Troy	2009
	5	Ryan Mallett vs. Georgia	2009
	5	Quinn Grovey vs. Houston	1989
	5	Jessie Clark vs. Baylor	1981
	5	Gene Davidson vs. Oklahoma Mines	1916
	5	Gene Davidson vs. Hendrix	1915

SEASON

1.	36	Ryan Mallett (4 rushing, 32 passing)	2010
2.	32	Ryan Mallett (2 rushing, 30 passing)	2009
3.	28	Tyler Wilson (4 rushing, 24 passing)	2011
4.	27	Clint Stoerner (1 rushing, 26 passing)	1998
5.	26	Matt Jones (8 rushing, 18 passing)	2003
6.	23	Quinn Grovey (5 rushing, 18 passing)	1990
7.	22	Brandon Allen (2 rushing, 20 passing)	2014
8.	21	Tyler Wilson (0 rushing, 21 passing)	2012
	21	Matt Jones (6 rushing, 15 passing)	2004
	21	Matt Jones (5 rushing, 16 passing)	2002
	21	Clint Stoerner (2 rushing, 19 passing)	1999

CAREER

1.	77	Matt Jones (24 rushing, 53 passing)	2001-04
2.	68	Ryan Mallett (6 rushing, 62 passing)	2009-10
3.	62	Clint Stoerner (5 rushing, 57 passing)	1996-99
4.	56	Tyler Wilson (4 rushing, 52 passing)	2008-12
5.	51	Casey Dick (3 rushing, 47 passing, 1 receiving)	2005-08
	51	Darren McFadden (41 rush, 7 pass, 2 rec., 1 ko ret.)	2005-07
7.	50	Quinn Grovey (21 rushing, 29 passing)	1987-90
8.	46	Bill Burnett (46 rushing, 0 passing)	1968-70
9.	42	Bill Montgomery (13 rushing, 29 passing)	1968-70
10.	40	Barry Lunney Jr. (7 rushing, 33 passing)	1992-95

YARDS PER PLAY

SEASON (MIN. 150 PLAYS)

1.	8.34	Ryan Mallett (455 for 3795)	2010
2.	8.05	Matt Jones (326 for 2624)	2003
3.	7.80	Ryan Mallett (461 for 3595)	2009
4.	7.77	Matt Jones (347 for 2695)	2004
5.	7.68	Tyler Wilson (442 for 3394)	2012
6.	7.58	Felix Jones (154 for 1168)	2006
7.	7.34	Jack Robbins (213 for 1564)	1935
8.	7.30	Tyler Wilson (498 for 3635)	2011
9.	7.12	Quinn Grovey (208 for 1481)	1988
10.	7.09	Clint Stoerner (363 for 2572)	1998

CAREER (MIN. 500 PLAYS)

1.	8.07	Ryan Mallett (916 for 7390)	2009-10
2.	7.35	Matt Jones (1137 for 8352)	2001-04
3.	7.30	Tyler Wilson (1058 for 7721)	2008-12
4.	6.38	Quinn Grovey (978 for 6242)	1987-90
5.	5.94	Darren McFadden (807 for 4795)	2005-07
6.	5.91	Jack Robbins (577 for 3408)	1935-37
7.	5.87	Clint Stoerner (1200 for 7049)	1996-99
8.	5.86	Casey Dick (959 for 5624)	2005-08
9.	5.74	Joe Ferguson (771 for 4429)	1970-72
10.	5.64	Bill Montgomery (896 for 5052)	1968-70

ALL-PURPOSE YARDAGE

GAME			
1.	355	Darren McFadden vs. S. Carolina (38 plays, 1 TD)	2007
2.	315	Darren McFadden at South Carolina (29 plays, 2 TD)	2006
3.	303	Cobi Hamilton vs. Rutgers (10 plays, 3 TD)	2012
4.	293	Harry Jones vs. Oklahoma State (11 plays, 2 TD)	1965
5.	287	Felix Jones vs. Troy (16 plays, 2 TD)	2007
6.	281	Jarius Wright vs. Texas A&M (13 plays, 2 TD)	2011
7.	271	Dickey Morton at Baylor (28 plays, 2 TD)	1973
8.	253	Michael Smith at Kentucky (40 plays, 2 TD)	2008
9.	252	Dennis Johnson vs. South Carolina (21 plays, 1 TD)	2011
10.	246	Dennis Johnson at Florida (20 plays, 0 TD)	2009

SEASON

1.	2,310	Darren McFadden (362 plays, 17 TD)	2007
2.	2,058	Darren McFadden (305 plays, 16 TD)	2006
3.	1,990	Felix Jones (171 plays, 13 TD)	2007
4.	1,829	Felix Jones (192 plays, 10 TD)	2006
5.	1,604	Dickey Morton (243 plays, 5 TD)	1973
6.	1,583	Madre Hill (330 plays, 16 TD)	1995
7.	1,513	Darren McFadden (202 plays, 11 TD)	2005
8.	1,472	Lance Alworth (169 plays, 5 TD)	1961
9.	1,458	Knile Davis (223 plays, 14 TD)	2010
10.	1,445	Dennis Johnson (107 plays, 1 TD)	2009

CAREER

1.	5,881	Darren McFadden (869 plays, 44 TD)	2005-07
2.	5,330	Dennis Johnson (527 plays, 20 TD)	2008-12
3.	5,099	Felix Jones (488 plays, 27 TD)	2005-07
4.	4,535	Gary Anderson (630 plays, 19 TD)	1979-82
5.	4,070	Dickey Morton (647 plays, 17 TD)	1971-73
6.	3,750	Ben Cowins (662 plays, 30 TD)	1975-78
7.	3,657	Cedric Cobbs (636 plays, 28 TD)	1999-2003
8.	3,610	DeCori Birmingham (403 plays, 13 TD)	2001-04
9.	3,583	James Rouse (614 plays, 39 TD)	1985-89
10.	3,332	Lance Alworth (420 plays, 10 TD)	1959-61

SCORING - POINTS

GAME			
1.	36	Madre Hill vs. South Carolina (6 TD)	1995
2.	33	Gene Davidson vs. Oklahoma Mines (5 TD, 3 PAT)	1916
3.	33	Gene Davidson vs. Hendrix (5 TD, 3 PAT)	1915
4.	30	Jessie Clark vs. Baylor (5 TD)	1981
5.	26	Richard Miller vs. Central Missouri (4 TD, 2 PAT)	1927
6.	26	Gene Davidson vs. Central Missouri (4 TD, 2 PAT)	1917
7.	24	Jonathan Williams at Texas Tech (4 TD)	2014
8.	24	Darren McFadden vs. Florida International (4 TD)	2007
9.	24	James Rouse vs. New Mexico (4 TD)	1987
10.	24	Darryl Bowles vs. TCU (4 TD)	1980

SEASON

1.	120	Bill Burnett (20 TD)	1969
2.	118	Zach Hocker (21 FG, 55 PAT)	2011
3.	109	Alex Tejada (17 FG, 58 PAT)	2007
4.	106	Alex Tejada (16 FG, 58 PAT)	2009
5.	104	Zach Hocker (16 FG, 56 PAT)	2010
6.	102	Darren McFadden (17 TD)	2007
7.	102	Kendall Trainor (24 FG, 30 PAT)	1988
8.	102	James Rouse (17 TD)	1987
9.	98	Darren McFadden (16 TD, 1 PAT)	2006
10.	98	Todd Wright (20 FG, 38 PAT)	1989

CAREER

1.	354	Zach Hocker (61 FG, 171 PAT)	2010-13
2.	294	Bill Burnett (49 TD)	1968-70
3.	280	Steve Little (53 FG, 121 PAT)	1974-77
4.	268	Darren McFadden (44 TD, 2 two-point)	2005-07
5.	267	Todd Wright (60 FG, 87 PAT)	1989-92
6.	264	Kendall Trainor (51 FG, 111 PAT)	1985-88
7.	252	Todd Latourette (47 FG, 111 PAT)	1995-98
8.	247	Alex Tejada (37 FG, 136 PAT)	2007-10
9.	238	James Rouse (39 TD, 2 two-point)	1985-89
10.	220	Ish Ordonez (44 FG, 88 PAT)	1978-80

MOST TOUCHDOWNS

GAME			
1.	6	Madre Hill vs. South Carolina	1995
2.	5	Jessie Clark vs. Baylor	1981
	5	Gene Davidson vs. Oklahoma Mines	1916
	5	Gene Davidson vs. Hendrix	1915
5.	4	13 others (Most recent: J. Williams at Texas Tech)	2014

SEASON

1.	20	Bill Burnett	1969
2.	17	Darren McFadden	2007
	17	James Rouse	1987
4.	16	Darren McFadden	2006
	16	Madre Hill	1995
	16	Bill Burnett	1968
	16	David Dickey	1967
	16	Bobby Burnett	1965
9.	14	Jonathan Williams	2014
	14	Knile Davis	2010
	14	Ben Cowins	1977
	14	Billy Moore	1962

CAREER

1.	49	Bill Burnett	1968-70
2.	44	Darren McFadden	2005-07
3.	39	James Rouse	1985-89
4.	30	Ben Cowins	1975-78
5.	28	Cedric Cobbs	1999-2003
	28	David Dickey	1966-68
7.	27	Felix Jones	2005-07
	27	Marcus Monk	2004-07
	27	Madre Hill	1994-98
10.	24	Joe Adams	2008-11
	24	Jarius Wright	2008-11
	24	Matt Jones	2001-04



Darren McFadden is Arkansas' all-time career leader in all-purpose yards (5,881) and is the only Razorback to ever accumulate more than 2,000 all-purpose yards in a season (2006 and 2007).

RAZORBACK FOOTBALL

2015 RAZORBACKS

2014 REVIEW

HISTORY

RECORDS

FACILITIES

U OF A



INDIVIDUAL KICKING RECORDS

FIELD GOAL ATTEMPTS

GAME			
1.	6	Brennan O'Donohoe at Tennessee (made 3)	2002
6		Greg Horne vs. Tulsa (made 4)	1984
3.	5	Zach Hocker vs. South Carolina (made 3)	2011
5		Todd Wright at Tennessee (made 4)	1992
5		Kendall Trainor vs. Texas A&M (made 5)	1988
5		Kendall Trainor vs. TCU (made 5)	1988
5		Steve Little vs. Tulsa (made 3)	1977
5		Bill McClard vs. SMU (made 3)	1970

SEASON			
1.	30	Steve Little (made 19)	1977
2.	27	Zach Hocker (made 21)	2011
27		Kendall Trainor (made 24)	1988
4.	25	Todd Wright (made 17)	1992
5.	24	Todd Latourette (made 17)	1998
24		Bruce Lahay (made 19)	1981
7.	23	Alex Tejada (made 17)	2007
23		Todd Wright (made 20)	1989
23		Steve Little (made 11)	1976
10.	22	Alex Tejada (made 16)	2009
22		Greg Horne (made 14)	1983
22		Ish Ordonez (made 18)	1979
22		Bill McClard (made 12)	1971

CAREER			
1.	89	Steve Little (made 53)	1974-77
2.	79	Zach Hocker (made 61)	2010-13
79		Todd Wright (made 60)	1989-92
4.	71	Todd Latourette (made 47)	1995-98
5.	69	Kendall Trainor (made 51)	1985-88
6.	62	Ish Ordonez (made 44)	1978-80
7.	54	Alex Tejada (made 37)	2007-10
8.	53	Greg Horne (made 29)	1983-84
9.	46	Bill McClard (made 29)	1969-71
10.	40	Chris Balseiro (made 28)	2002-05

FIELD GOALS MADE

GAME			
1.	5	Kendall Trainor vs. Texas A&M (att. 5)	1988
5		Kendall Trainor vs. TCU (att. 5)	1988
3.	4	Chris Balseiro vs. Missouri (att. 4)	2003
4		Todd Wright at Auburn (att. 4)	1992
4		Todd Wright at Tennessee (att. 5)	1992
4		Todd Wright vs. UTEP (att. 4)	1989
4		Kendall Trainor at Houston (att. 4)	1988
4		Greg Horne vs. Tulsa (att. 6)	1984
4		Bruce Lahay at Texas Tech (att. 4)	1981
4		Steve Little at Rice (att. 4)	1975

SEASON			
1.	24	Kendall Trainor (att. 27)	1988
2.	21	Zach Hocker (att. 27)	2011
3.	20	Todd Wright (att. 23)	1989
4.	19	Bruce Lahay (att. 24)	1981
19		Steve Little (att. 30)	1977
6.	18	Ish Ordonez (att. 22)	1978
7.	17	Alex Tejada (att. 23)	2007
17		Todd Latourette (att. 24)	1998
17		Todd Wright (att. 25)	1992
10.	16	Zach Hocker (att. 19)	2010
16		Alex Tejada (att. 22)	2009

CAREER			
1.	61	Zach Hocker (att. 79)	2010-13
2.	60	Todd Wright (att. 79)	1989-92
3.	53	Steve Little (att. 89)	1974-77
4.	51	Kendall Trainor (att. 69)	1985-88
5.	47	Todd Latourette (att. 71)	1995-98
6.	44	Ish Ordonez (att. 62)	1978-80
7.	37	Alex Tejada (att. 54)	2007-10
8.	29	Greg Horne (att. 53)	1983-86
29		Bill McClard (att. 46)	1969-71
10.	28	Chris Balseiro (att. 40)	2002-05

FIELD GOAL PERCENTAGE

SEASON (MIN. 10 MADE)			
1.	.889	Kendall Trainor (24-27)	1988
2.	.870	Todd Wright (20-23)	1989
3.	.867	Zach Hocker (13-15)	2013
4.	.842	Zach Hocker (16-19)	2010
5.	.818	Ish Ordonez (18-22)	1979
6.	.792	Bruce Lahay (19-24)	1981
7.	.786	Todd Wright (11-14)	1990
8.	.778	Zach Hocker (21-27)	2011
9.	.769	Kendall Trainor (10-13)	1986
10.	.750	David Carlton (12-16)	2002
.750		Steve Little (12-16)	1974

CAREER (MIN. 20 MADE)			
1.	.772	Zach Hocker (61-79)	2010-13
2.	.759	Todd Wright (60-79)	1989-92
3.	.739	Kendall Trainor (51-69)	1985-88
4.	.710	Ish Ordonez (44-62)	1978-80
5.	.700	Chris Balseiro (28-40)	2002-05
6.	.688	Brennan O'Donohoe (22-32)	2000-02
7.	.682	Alex Tejada (37-54)	2007-10
8.	.662	Todd Latourette (47-71)	1995-98
9.	.630	Bill McClard (29-46)	1969-71
10.	.596	Steve Little (53-89)	1974-77

LONGEST FIELD GOALS

1.	67	Steve Little vs. Texas	1977
2.	61	Steve Little vs. Tulsa	1976
3.	60	Bill McClard vs. SMU	1970
4.	58	Kendall Trainor vs. Miami	1988
5.	57	Steve Little vs. Baylor	1977
57		Steve Little vs. Oklahoma State	1976
7.	55	Kendall Trainor vs. Tulsa	1986
8.	54	Zach Hocker vs. Mississippi State	2013
9.	53	Zach Hocker vs. Samford	2013
53		Steve Little vs. Oklahoma State	1976
53		Bill McClard vs. Wichita State	1970

MOST CONSECUTIVE FGs MADE

1.	24	Kendall Trainor	1988
----	----	-----------------	------



Zach Hocker finished his career in 2013 as Arkansas' all-time leading scorer, totaling 354 points throughout his career. Hocker also holds Razorback records for career field goals and field goal percentage.

PAT ATTEMPTS

GAME	1	9	John Henson vs. Nicholls	2014
	9	Alex Tejada vs. Eastern Michigan	2009	
	9	Alex Tejada vs. North Texas	2007	
	9	Jeremy Davis vs. Southeast Missouri State	2006	
	9	Chris Balseiro vs. New Mexico State	2004	
	9	Kendall Trainor vs. Pacific	1988	
	9	Elvin Geiser vs. Hendrix	1933	
8.	8	Alex Tejada vs. Troy	2009	
	8	Bill McClard vs. North Texas State	1971	
	8	Bill McClard vs. Wichita State	1970	
	8	Bob White vs. Tulsa	1968	
	8	Tom McKnelly vs. Tulsa	1963	

SEASON

1.	60	Alex Tejada (made 58)	2007
2.	59	Alex Tejada (made 58)	2009
3.	57	Zach Hocker (made 55)	2011
4.	56	Zach Hocker (made 56)	2010
5.	51	Bill McClard (made 50)	1970
6.	48	Jeremy Davis (made 46)	2006
7.	44	Bill McClard (made 40)	1969
	44	Ronny South (made 42)	1965
9.	41	Chris Balseiro (made 40)	2004
	41	Chris Balseiro (made 40)	2003
	41	Todd Latourette (made 41)	1998
	41	Bob White (made 36)	1968

CAREER

1.	173	Zach Hocker (made 171)	2010-13
2.	140	Alex Tejada (made 136)	2007-10
3.	133	Bill McClard (made 125)	1969-71
4.	131	Steve Little (made 121)	1974-77
5.	116	Kendall Trainor (made 111)	1985-88
6.	114	Chris Balseiro (made 111)	2002-05
7.	113	Todd Latourette (made 111)	1995-98
8.	93	Ish Ordonez (made 88)	1978-80
9.	91	Todd Wright (made 87)	1989-92
10.	89	Bob White (made 76)	1966-68
	89	Tom McKnelly (made 82)	1962-64

PATs MADE

GAME	1	9	John Henson vs. Nicholls	2014
	9	Alex Tejada vs. Eastern Michigan	2009	
	9	Alex Tejada vs. North Texas	2007	
	9	Jeremy Davis vs. Southeast Missouri State	2006	
	9	Chris Balseiro vs. New Mexico State	2004	
	9	Kendall Trainor vs. Pacific	1988	
	9	Elvin Geiser vs. Hendrix	1933	
8.	8	Alex Tejada vs. Troy	2009	
	8	Bill McClard vs. Wichita State	1970	
	8	Bob White vs. Tulsa	1968	
	8	Tom McKnelly vs. Tulsa	1963	

SEASON

1.	58	Alex Tejada (att. 59)	2009
	58	Alex Tejada (att. 60)	2007
3.	56	Zach Hocker (att. 56)	2010
4.	55	Zach Hocker (att. 57)	2011
5.	50	Bill McClard (att. 51)	1970
6.	46	Jeremy Davis (att. 48)	2006
7.	42	Ronny South (att. 44)	1965
8.	41	Todd Latourette (att. 41)	1998
9.	40	Chris Balseiro (att. 41)	2004
	40	Chris Balseiro (att. 41)	2003
	40	Bill McClard (att. 44)	1969

CAREER

1.	171	Zach Hocker (att. 173)	2010-13
2.	136	Alex Tejada (att. 141)	2007-10
3.	125	Bill McClard (att. 133)	1969-71
4.	121	Steve Little (att. 131)	1974-77
5.	111	Chris Balseiro (att. 114)	2002-05
	111	Todd Latourette (att. 113)	1995-98
	111	Kendall Trainor (att. 116)	1985-88
8.	88	Ish Ordonez (att. 93)	1978-80
9.	87	Todd Wright (att. 91)	1989-92
10.	81	Tom McKnelly (att. 89)	1962-64

KICK SCORING

GAME	1	19	Kendall Trainor vs. TCU (5-5 FG, 4-4 PAT)	1988
	2.	17	Alex Tejada vs. Troy (4-4 FG, 5-5 PAT)	2007
	3.	16	Alex Tejada vs. Florida Int. (3-3 FG, 7-7 PAT)	2007
	4.	15	Todd Wright vs. Texas-El Paso (4-4 FG, 3-4 PAT)	1989
	15	Kendall Trainor vs. Texas A&M (5-5 FG, 0-0 PAT)	1988	
6.	14	Zach Hocker vs. Mississippi State (3-4 FG, 5-5 PAT)	2011	
	14	Zach Hocker vs. South Carolina (3-5 FG, 5-5 PAT)	2011	
	14	Tony Dodson vs. La.-Monroe (3-3 FG, 5-5 PAT)	1999	
	14	Todd Latourette vs. SMU (3-3 FG, 5-5 PAT)	1998	
	14	Kendall Trainor at Houston (4-4 FG, 2-2 PAT)	1988	
	14	Bruce Lahay at Texas Tech (4-4 FG, 2-2 PAT)	1981	
	14	Steve Little vs. TCU (3-3 FG, 5-5 PAT)	1976	
	14	Bill McClard vs. Wichita State (2-2 FG, 8-8 PAT)	1970	

SEASON

1.	118	Zach Hocker (21 FG, 55 PAT)	2011
2.	109	Alex Tejada (17 FG, 58 PAT)	2007
3.	106	Alex Tejada (16 FG, 58 PAT)	2009
4.	104	Zach Hocker (16 FG, 56 PAT)	2010
5.	102	Kendall Trainor (24 FG, 30 PAT)	1988
6.	98	Todd Wright (20 FG, 38 PAT)	1989
7.	94	Steve Little (19 FG, 37 PAT)	1977
8.	92	Todd Latourette (17 FG, 41 PAT)	1998
9.	88	Bruce Lahay (19 FG, 31 PAT)	1981
10.	80	Ish Ordonez (18 FG, 26 PAT)	1979
	80	Bill McClard (10 FG, 50 PAT)	1970

CAREER

1.	354	Zach Hocker (61 FG, 171 PAT)	2010-13
2.	280	Steve Little (53 FG, 121 PAT)	1974-77
3.	267	Todd Wright (60 FG, 87 PAT)	1989-92
4.	264	Kendall Trainor (51 FG, 111 PAT)	1985-88
5.	252	Todd Latourette (47 FG, 111 PAT)	1995-98
6.	247	Alex Tejada (37 FG, 136 PAT)	2007-10
7.	220	Ish Ordonez (44 FG, 88 PAT)	1978-80
8.	212	Bill McClard (29 FG, 125 PAT)	1969-71
9.	195	Chris Balseiro (28 FG, 111 PAT)	2002-05
10.	137	Greg Horne (29 FG, 50 PAT)	1983-86

RAZORBACK FOOTBALL

2015 RAZORBACKS

2014 REVIEW

HISTORY

RECORDS

FACILITIES

U OF A



Alex Tejada registered two of the three highest-scoring seasons in Razorbacks history in 2007 and 2009 and was named to Arkansas' all-decade team for the 2000s.



INDIVIDUAL PUNTING RECORDS

PUNTS

GAME

1.	11	Greg Horne at Baylor (445 yards for 40.4 avg)	1984
	11	Bobby Nix at SMU (506 yards for 46.0 avg)	1963
3.	10	Richie Butler vs. UNLV (434 yards for 43.4 avg)	2001
	10	Drew Toole vs. Rice (365 yards for 36.5 avg)	1972
	10	Lance Alworth vs. Tulsa (301 yards for 30.1 avg)	1961
	10	Lamar McHan vs. Santa Clara (395 yards for 39.5 avg)	1951
	10	Lamar McHan vs. Texas (382 yards for 38.2 avg)	1951
	10	George Cole at Oklahoma St. (390 yards for 39.0 avg)	1926
	10	Gene Davidson vs. Oklahoma (245 yards for 24.5 avg)	1915

SEASON

1.	70	Matt Wait (2935 yards for 41.9 avg.)	1997
2.	69	Richie Butler (2715 yards for 39.3 avg.)	2002
	69	Matt Wait (2777 yards for 40.3 avg.)	1996
4.	68	Pete Raether (2938 yards for 43.2 avg.)	1992
5.	67	Richie Butler (2848 yards for 42.5 avg.)	2001
6.	65	Richie Butler (2784 yards for 42.8 avg.)	2000
	65	Pete Raether (2836 yards for 43.6 avg.)	1991
8.	64	Lamar McHan (2377 yards for 37.1 avg.)	1951
	64	Aubrey Fowler (2214 yards for 34.6 avg.)	1946
	64	Kay Eakin (2448 yards for 38.3 avg.)	1939

CAREER

1.	251	Matt Wait (10177 yards for 40.5 avg.)	1994-97
2.	231	Richie Butler (9546 yards for 41.3 avg.)	1999-02
3.	219	Dylan Breeding (9387 yards for 42.9 avg.)	2009-12
4.	192	Jacob Skinner (7554 yards for 39.3 avg.)	2003-06
5.	180	Greg Horne (8000 yards for 44.4 avg.)	1983-86
6.	157	Pete Raether (6743 yards for 42.9 avg.)	1990-92
7.	145	Lamar McHan (5504 yards for 38.0 avg.)	1951-53
8.	142	Jeremy Davis (5842 yards for 41.1 avg.)	2004-08
9.	133	Kay Eakin (5250 yards for 39.5 avg.)	1937-39
10.	129	Bruce Lahay (5011 yards for 38.8 avg.)	1978-79, 81

LONGEST PUNTS

1.	86	Steve Cox vs. Texas	1986
2.	83	Pete Raether vs. USL	1991
	83	Harold Cox vs. SMU	1943
4.	81	Lamar McHan vs. Texas	1951
	81	Kay Eakin vs. TCU	1938
6.	80	Allen Meacham vs. Baylor	1988
7.	79	Sam Irwin-Hill vs. South Carolina	2013
	79	Richie Butler vs. Alabama	2002
	79	Jack Robbins vs. TCU	1937
10.	78	Gerald Nesbitt vs. SMU	1955
	78	Louis Schaufele vs. William & Mary	1948
	78	Louis Schaufele vs. Texas A&M	1948

PUNTING YARDAGE

GAME

1.	506	Bobby Nix at SMU (11 punts)	1965
2.	445	Greg Horne at Baylor (11 punts)	1984
3.	434	Richie Butler vs. UNLV (10 punts)	2001
4.	412	Matt Wait vs. South Carolina (9 punts)	1997
5.	395	Lamar McHan vs. Santa Clara (10 punts)	1951
6.	390	George Cole vs. Oklahoma State (10 punts)	1926
7.	389	Richie Butler vs. Alabama (8 punts)	2002
8.	382	Lamar McHan vs. Texas (10 punts)	1951
9.	376	Matt Wait at Florida (9 punts)	1997
10.	375	Jacob Skinner at Ole Miss (9 punts)	2003
	375	Richie Butler vs. Ole Miss (8 punts)	2000
	375	Mike Cooney vs. TCU (9 punts)	1959

SEASON

1.	2,938	Pete Raether (68 for 43.2 avg.)	1992
2.	2,935	Matt Wait (70 for 41.9 avg.)	1997
3.	2,848	Richie Butler (67 for 42.5 avg.)	2001
4.	2,836	Pete Raether (65 for 43.6 avg.)	1991
5.	2,797	Steve Little (63 for 44.4 avg.)	1976
6.	2,784	Richie Butler (65 for 42.8 avg.)	2000
7.	2,777	Matt Wait (69 for 40.3 avg.)	1996
8.	2,715	Richie Butler (69 for 39.3 avg.)	2002
9.	2,460	Jeremy Davis (57 for 41.1 avg.)	2008
10.	2,451	Brad Taylor (60 for 40.9 avg.)	1982

CAREER

1.	10,177	Matt Wait (251 for 40.5 avg.)	1994-97
2.	9,546	Richie Butler (231 for 41.3 avg.)	1999-2002
3.	9,387	Dylan Breeding (219 for 42.9 avg.)	2009-12
4.	8,000	Greg Horne (180 for 44.4 avg.)	1983-86
5.	7,554	Jacob Skinner (192 for 39.3 avg.)	2003-06
6.	6,743	Pete Raether (157 for 42.9 avg.)	1990-92
7.	5,842	Jeremy Davis (142 for 41.1 avg.)	2004-08
8.	5,504	Lamar McHan (145 for 38.0 avg.)	1951-53
9.	5,250	Kay Eakin (133 for 39.5 avg.)	1937-39
10.	5,227	Jacob Skinner (131 for 39.9 avg.)	2003-06

PUNTING AVERAGE

GAME (MIN. 2 PUNTS)

1.	70.0	Steve Cox at Texas (2 punts)	1980
2.	59.0	Allen Meacham at Baylor (2 punts)	1988
3.	58.3	Dylan Breeding vs. Tulsa (3 punts)	2012
4.	57.8	Pete Raether at Texas Tech (4 punts)	1991
5.	57.0	Zach Hocker at Rutgers (3 punts)	2013
6.	56.5	Mike Kirkland at Texas Tech (2 punts)	1972
7.	54.6	Greg Horne at Texas Tech (3 punts)	1983
8.	54.5	Gerald Nesbitt at SMU (2 punts)	1957
9.	53.5	Sam Irwin-Hill vs. South Carolina (4 punts)	2013
	53.5	Richie Butler vs. Boise State (4 punts)	2000

SEASON (MIN. 4 PUNTS PER GAME)

1.	47.2	Greg Horne (49 for 2313 yards)	1986
2.	46.5	Steve Cox (47 for 2186 yards)	1980
3.	45.6	Dylan Breeding (53 for 2416 yards)	2012
4.	45.3	Dylan Breeding (53 for 2400 yards)	2011
5.	44.4	Steve Little (63 for 2797 yards)	1976
6.	44.3	Steve Little (48 for 2127 yards)	1977
7.	43.8	Greg Horne (51 for 2234 yards)	1984
8.	43.6	Pete Raether (65 for 2836 yards)	1991
9.	43.2	Jeremy Davis (57 for 2460 yards)	2008
	43.2	Pete Raether (68 for 2938 yards)	1992

CAREER (MIN. 85 PUNTS)

1.	45.2	Steve Cox (89 for 4026 yards)	1979-80
2.	44.4	Greg Horne (180 for 8000 yards)	1983-86
	44.4	Steve Little (111 for 4924 yards)	1974-77
4.	42.9	Dylan Breeding (219 for 9387 yards)	2009-12
	42.9	Pete Raether (157 for 6743 yards)	1990-92
6.	42	Sam Irwin-Hill (104 for 4364 yards)	2013-14
7.	41.7	Brad Taylor (99 for 4131 yards)	1981-83
8.	41.3	Richie Butler (231 for 9546 yards)	1999-2002
9.	41.1	Jeremy Davis (142 for 5842 yards)	2004-08
10.	40.5	Matt Wait (251 for 10177 yards)	1994-97



Dylan Breeding was a two-time All-SEC punter for the Razorbacks and ranks in the top 10 in career punting yardage and punting average.

PUNT RETURNS

GAME			
1.	9	Ken Hatfield vs. Rice (89 yards)	1964
2.	8	Bobby Joe Edmonds at Ole Miss (53 yards)	1985
	8	Gary Anderson at Texas Tech (130 yards)	1979
4.	7	Jack Morris vs. North Texas (146 yards)	1971
	7	Gary Adams at TCU (59 yards)	1968
	7	Gary Adams vs. TCU (91 yards)	1967
	7	Gary Adams vs. Oklahoma State (33 yards)	1967
	7	Lance Alworth vs. Tulsa (136 yards)	1961

SEASON

1.	40	Bobby Joe Edmonds (466 yards)	1985
2.	36	Orlando Watters (290 yards)	1992
	36	Vaughn Lusby (294 yards)	1977
4.	34	Gary Anderson (286 yards)	1979
5.	31	Ken Hatfield (518 yards)	1964
6.	29	Gary Anderson (222 yards)	1982
	29	Gary Anderson (252 yards)	1981
	29	Vaughn Lusby (161 yards)	1976
9.	28	DeCori Birmingham (342 yards)	2002
	28	Orlando Watters (157 yards)	1993
	28	Gary Adams (290 yards)	1967
	28	Lance Alworth (336 yards)	1961

CAREER

1.	115	Gary Anderson (1004 yards)	1979-82
2.	93	Bobby Joe Edmonds (959 yards)	1982-85
3.	86	Vaughn Lusby (625 yards)	1974, 76-78
4.	78	Tim Horton (657 yards)	1986-89
5.	72	Ken Hatfield (1153 yards)	1962-64
6.	64	Orlando Watters (447 yards)	1991-93
7.	53	Marvin Jackson (594 yards)	2001, 03
8.	52	DeCori Birmingham (546 yards)	2001-04
9.	51	Lance Alworth (690 yards)	1959-61
10.	49	Gary Adams (505 yards)	1966-68

PUNT RETURN YARDAGE

GAME			
1.	174	Joe Adams vs. Missouri State (6 returns)	2011
2.	146	Jack Morris vs. North Texas State (7 returns)	1971
3.	136	Lance Alworth vs. Tulsa (7 returns)	1961
4.	134	Terry Stewart vs. Wichita State (4 returns)	1969
5.	130	Gary Anderson at Texas Tech (8 returns)	1979
6.	120	Joe Adams vs. Ole Miss (3 returns)	2010
7.	104	Marvin Jackson at Kentucky (4 returns)	2003
	104	Orlando Watters at South Carolina (5 returns)	1992
9.	102	Marvin Jackson vs. New Mexico St. (3 ret.)	2003
	102	Michael James vs. SMU (2 returns)	1991

SEASON

1.	518	Ken Hatfield (31 returns)	1964
2.	466	Bobby Joe Edmonds (40 returns)	1985
3.	395	Aubrey Fowler (23 returns)	1947
4.	375	Martine Bercher (24 returns)	1966
5.	350	Ken Hatfield (21 returns)	1963
6.	342	DeCori Birmingham (28 returns)	2002
7.	336	Lance Alworth (28 returns)	1961
8.	329	Marvin Jackson (26 returns)	2003
9.	321	Joe Adams (19 returns)	2011
10.	307	Lance Alworth (18 returns)	1960

CAREER

1.	1,153	Ken Hatfield (72 returns)	1962-64
2.	1,004	Gary Anderson (115 returns)	1979-82
3.	959	Bobby Joe Edmonds (93 returns)	1982-85
4.	690	Lance Alworth (51 returns)	1959-61
5.	657	Tim Horton (78 returns)	1986-89
6.	642	Aubrey Fowler (45 returns)	1946-47
7.	625	Vaughn Lusby (86 returns)	1974, 76-78
8.	594	Marvin Jackson (53 returns)	2001, 03
	594	Johnny Cole (39 returns)	1950-52
10.	570	Joe Adams (36 returns)	2008-11

PUNT RETURN AVERAGE

SEASON (MIN. 15 RETURNS)			
1.	18.31	Johnny Cole (16 for 293 yards)	1950
2.	17.17	Aubrey Fowler (23 for 395 yards)	1947
3.	17.06	Lance Alworth (18 for 307 yards)	1960
4.	16.89	Joe Adams (19 for 321 yards)	2011
5.	16.71	Ken Hatfield (31 for 518 yards)	1964
6.	16.67	Ken Hatfield (21 for 350 yards)	1963
7.	15.63	Martine Bercher (24 for 375 yards)	1966
8.	15.56	Joe Adams (16 for 249 yards)	2010
9.	15.53	Johnny Cole (15 for 233 yards)	1951
10.	14.32	Michael James (19 for 272 yards)	1991

CAREER (MIN. 25 RETURNS)

1.	16.01	Ken Hatfield (72 for 1153 yards)	1962-64
2.	15.83	Joe Adams (36 for 570 yards)	2008-11
3.	15.63	Johnny Cole (38 for 594 yards)	1950-52
4.	15.32	Martine Bercher (25 for 383 yards)	1965-66
5.	14.27	Aubrey Fowler (45 for 642 yards)	1946-47
6.	13.53	Lance Alworth (51 for 690 yards)	1959-61
7.	12.92	Dean Pryor (25 for 323 yards)	1950-52
8.	11.21	Marvin Jackson (53 for 594 yards)	2001, 03
9.	10.50	DeCori Birmingham (52 for 546 yards)	2001-04
10.	10.31	Bobby Joe Edmonds (93 for 959 yards)	1982-85
	10.31	Gary Adams (49 for 505 yards)	1966-68

RAZORBACK FOOTBALL

2015 RAZORBACKS

2014 REVIEW

HISTORY

RECORDS

FACILITIES

U OF A



Dennis Johnson holds SEC records in both career kickoff returns (119) and career kickoff return yardage (2,784) after lettering four years for the Razorbacks. He was an All-SEC selection in 2012.



KICKOFF RETURNS

GAME

1.	8	Cobi Hamilton at Auburn (142 yards)	2010
2.	7	D'Arthur Cowan at Mississippi State (108 yards)	2012
	7	Fred Talley vs. Boise State (135 yards)	2000
4.	6	Dennis Johnson vs. LSU (103 yards)	2008
	6	Dennis Johnson at Texas (150 yards)	2008
	6	Dennis Johnson vs. Alabama (142 yards)	2008
	6	DeCori Birmingham vs. Alabama (197 yards)	2002
	6	Steven Harris vs. Ole Miss (124 yards)	2000
	6	Rod Stinson vs. Tennessee (109 yards)	1999
	6	Donnie Centers at Baylor (145 yards)	1986
	6	Carl Miller at SMU (111 yards)	1984

SEASON

1.	41	Dennis Johnson (905 yards)	2008
2.	40	Dennis Johnson (1031 yards)	2009
3.	28	DeCori Birmingham (638 yards)	2002
4.	25	Cedric Washington (497 yards)	2003
5.	23	Lance Ray (518 yards)	2010
	23	Felix Jones (554 yards)	2006
	23	Barry Foster (445 yards)	1988
8.	22	Felix Jones (652 yards)	2007
	22	Jon Richardson (501 yards)	1972
10.	20	Steven Harris (420 yards)	2000
	20	Ron Dickerson (497 yards)	1992
	20	Barry Foster (445 yards)	1989
	20	Derek Holloway (419 yards)	1981

CAREER

1.	119	Dennis Johnson (2784 yards)	2008-12
2.	62	Felix Jones (1749 yards)	2005-07
3.	61	DeCori Birmingham (1321 yards)	2001-04
4.	55	Derek Holloway (1209 yards)	1979-82
5.	51	Barry Foster (1008 yards)	1987-89
6.	43	Carl Miller (1016 yards)	1983-85
7.	38	Darren McFadden (926 yards)	2005-07
8.	36	Cedric Washington (701 yards)	2003-06
9.	35	Jon Richardson (780 yards)	1970-72
10.	31	Ron Dickerson (776 yards)	1989-92
	31	Lance Alworth (740 yards)	1959-61

KICKOFF RETURN YARDAGE

GAME

1.	197	DeCori Birmingham vs. Alabama (6 returns)	2002
2.	152	Derek Holloway at Houston (4 returns)	1980
3.	150	Dennis Johnson at Texas (6 returns)	2008
4.	147	Felix Jones at Southern California (4 returns)	2005
5.	146	Carl Miller vs. Baylor (3 returns)	1983
6.	145	Dennis Johnson vs. Auburn (3 returns)	2009
	145	Donnie Centers at Baylor (6 returns)	1986
8.	144	Felix Jones vs. Troy (3 returns)	2007
9.	142	Cobi Hamilton at Auburn (8 returns)	2010
10.	142	Dennis Johnson vs. Alabama (6 returns)	2008

SEASON

1.	1031	Dennis Johnson (40 returns)	2009
2.	905	Dennis Johnson (41 returns)	2008
3.	652	Felix Jones (22 returns)	2007
4.	638	DeCori Birmingham (28 returns)	2002
5.	554	Felix Jones (23 returns)	2006
6.	543	Felix Jones (17 returns)	2005
7.	518	Lance Ray (23 returns)	2010
8.	501	Jon Richardson (22 returns)	1972
9.	497	Cedric Washington (25 returns)	2003
	497	Ron Dickerson (20 returns)	1992

CAREER

1.	2,784	Dennis Johnson (119 returns)	2008-12
2.	1,749	Felix Jones (62 returns)	2005-07
3.	1,321	DeCori Birmingham (61 returns)	2001-04
4.	1,209	Derek Holloway (55 returns)	1979-82
5.	1,016	Carl Miller (43 returns)	1982-85
6.	1,008	Barry Foster (51 returns)	1987-89
7.	926	Darren McFadden (38 returns)	2005-07
8.	780	Jon Richardson (35 returns)	1970-72
9.	776	Ron Dickerson (31 returns)	1989-92
10.	740	Lance Alworth (31 returns)	1959-61

KICKOFF RETURN AVERAGE

SEASON (MIN. 13 RETURNS)

1.	31.94	Felix Jones (17 for 543 yards)	2005
2.	29.64	Felix Jones (22 for 652 yards)	2007
3.	25.78	Dennis Johnson (40 for 1031 yards)	2009
4.	25.61	Dennis Johnson (18 for 461 yards)	2011
5.	25.57	Marquel Wade (14 for 358 yards)	2011
6.	25.31	Jack Brasuell (13 for 329 yards)	1963
7.	24.85	Ron Dickerson (20 for 497 yards)	1992
8.	24.09	Felix Jones (23 for 554 yards)	2006
9.	23.94	Derek Holloway (17 for 407 yards)	1980
10.	23.60	Thomas Brown (15 for 354 yards)	1978

CAREER (MIN. 20 RETURNS)

1.	28.21	Felix Jones (62 for 1749 yards)	2005-07
2.	26.14	Dickey Morton (22 for 575 yards)	1971-73
3.	25.03	Ron Dickerson (31 for 776 yards)	1989-92
4.	24.80	Korliss Marshall (28 for 693 yards)	2013-14
5.	24.40	Darren McFadden (38 for 926 yards)	2005-07
6.	23.87	Lance Alworth (31 for 740 yards)	1959-61
7.	23.63	Carl Miller (43 for 1016 yards)	1983-85
8.	23.39	Dennis Johnson (119 for 2784 yards)	2008-12
9.	22.48	David Dickey (21 for 472 yards)	1966-68
10.	22.29	Jon Richardson (35 for 780 yards)	1970-72

TOTAL RETURNS

GAME

1.	9	Bobby Joe Edmonds at Ole Miss (8 PR, 1 KR)	1985
	9	Ken Hatfield vs. Rice (9 PR, 0 KR)	1964
3.	8	Cobi Hamilton at Auburn (0 PR, 8 KR)	2010
	8	DeCori Birmingham vs. Alabama (2 PR, 6 KR)	2002
	8	Gary Anderson at Texas Tech (8 PR, 0 KR)	1979
	8	Mike Higgins vs. Ole Miss (4 PR, 1 KR)	1994
7.	7	11 times (most recent: D'Arthur Cowan at Miss. St.)	2012

SEASON

1.	56	DeCori Birmingham (28 PR, 28 KR)	2002
2.	50	Gary Anderson (34 PR, 16 KR)	1979
3.	46	Orlando Watters (28 PR, 18 KR)	1993
4.	43	Ken Hatfield (31 PR, 12 KR)	1964
5.	41	Dennis Johnson (0 PR, 41 KR)	2008
	41	Bobby Joe Edmonds (40 PR, 1 KR)	1985
	41	Lance Alworth (28 PR, 13 KR)	1961
8.	40	Dennis Johnson (0 PR, 40 KR)	2009
9.	37	Orlando Watters (36 PR, 1 KR)	1992
10.	36	Vaughn Lusby (36 PR, 0 KR)	1977

CAREER

1.	137	Gary Anderson (115 PR, 22 KR)	1979-82
2.	119	Dennis Johnson (0 PR, 119 KR)	2008-12
3.	113	DeCori Birmingham (52 PR, 61 KR)	2001-04
4.	96	Bobby Joe Edmonds (93 PR, 3 KR)	1982-85
5.	91	Vaughn Lusby (86 PR, 5 KR)	1974, 76-78
6.	91	Ken Hatfield (72 PR, 19 KR)	1962-64
7.	83	Orlando Watters (64 PR, 19 KR)	1991-92
8.	82	Lance Alworth (51 PR, 31 KR)	1959-61
9.	80	Tim Horton (78 PR, 2 KR)	1986-89
10.	63	Felix Jones (1 PR, 62 KR)	2005-07

TOTAL RETURN YARDAGE

GAME

1.	219	DeCori Birmingham vs. Alabama (8 returns)	2002
2.	174	Joe Adams vs. Missouri State (6 returns)	2011
3.	152	Derek Holloway vs. Houston (4 returns)	1980
4.	150	Dennis Johnson at Texas (6 returns)	2008
5.	147	Felix Jones vs. Southern California (4 returns)	2005
6.	146	Carl Miller vs. Baylor (3 returns)	1983
	146	Jack Morris vs. North Texas (7 returns)	1971
8.	145	Dennis Johnson vs. Auburn (3 returns)	2009
	145	Donnie Centers vs. Baylor (6 returns)	1986
10.	144	Felix Jones vs. Troy (3 returns)	2007

SEASON

1.	1,031	Dennis Johnson (40/1031 KR)	2009
2.	980	DeCori Birmingham (28/342 PR, 28/638 KR)	2002
3.	905	Dennis Johnson (41/905 KR)	2008
4.	771	Ken Hatfield (31/518 PR, 12/253 KR)	1964
5.	652	Felix Jones (22/652 KR)	2007
6.	636	Lance Alworth (28/336 PR, 13/300 KR)	1961
7.	635	Lance Alworth (18/307 PR, 14/328 KR)	1960
8.	629	Gary Anderson (34/286 PR, 16/343 KR)	1979
9.	554	Felix Jones (23/554 KR)	2006
	554	Felix Jones (1/11 PR, 17/543 KR)	2005

CAREER

1.	2,784	Dennis Johnson (0/0 PR, 119/2784 KR)	2008-12
2.	1,867	DeCori Birmingham (52/546 PR, 61/1321 KR)	2001-04
3.	1,760	Felix Jones (1/11 PR, 62/1749 KR)	2005-07
4.	1,604	Ken Hatfield (72/1153 PR, 19/451 KR)	1962-64
5.	1,461	Gary Anderson (115/1004 PR, 22/457 KR)	1979-82
6.	1,430	Lance Alworth (51/690 PR, 31/740 KR)	1959-61
7.	1,253	Derek Holloway (4/44 PR, 55/1209 KR)	1979-82
8.	1,020	Bobby Joe Edmonds (93/959 PR, 3/61 KR)	1982-85
9.	1,016	Carl Miller (43/1016 KR)	1983-85
10.	1,008	Barry Foster (51/1008 KR)	1987-89

TACKLES

GAME			
1.	29	Ronnie Caveness vs. Texas	1963
2.	25	Ronnie Caveness at Texas	1964
3.	24	Cliff Powell vs. Texas	1969
4.	23	Ronnie Caveness vs. Missouri	1963
5.	22	Ken Hamlin vs. Troy State	2002
	22	Quinton Caver vs. Alabama	2000
	22	Loyd Phillips vs. Tulsa	1965
8.	21	William Hampton vs. Oklahoma State	1977
	21	Ronnie Caveness vs. Baylor	1963
10.	20	Jerry Franklin at Mississippi State	2010
	20	Tony Bua at Georgia	2001
	20	Jermaine Petty at Ole Miss	2001
	20	LaSalle Harper vs. UCLA	1988

SEASON			
1.	174	Wayne Harris (62 UT, 112 AT)	1960
2.	159	Ken Hamlin (97 UT, 62 AT)	2002
3.	155	Ronnie Caveness (87 UT, 68 AT)	1964
4.	154	Cliff Powell (72 UT, 82 AT)	1968
	154	Ronnie Caveness (34 UT, 120 AT)	1963
6.	140	Jermaine Petty (80 UT, 60 AT)	2001
	140	Rickey Williams (87 UT, 53 AT)	1987
8.	136	Mick Thomas (74 UT, 62 AT)	1990
9.	134	Cliff Powell (70 UT, 64 AT)	1969
10.	133	Caleb Miller (84 UT, 49 AT)	2003

CAREER			
1.	408	Tony Bua (248 UT, 160 AT)	2000-03
2.	382	Jerry Franklin (199 UT, 183 AT)	2008-11
3.	381	Ken Hamlin (221 UT, 160 AT)	2000-02
4.	372	Sam Olajubutu (223 UT, 149 AT)	2003-06
5.	368	Caleb Miller (232 UT, 136 AT)	2000-03
6.	367	Cliff Powell (172 UT, 195 AT)	1967-69
7.	357	Ronnie Caveness (133 UT, 224 AT)	1962-64
8.	343	Rickey Williams (210 UT, 133 AT)	1984-87
9.	335	Bert Zinamon (175 UT, 160 AT)	1980-83
10.	330	Mick Thomas (186 UT, 144 AT)	1989-91

TACKLES FOR LOSS

GAME			
1.	5	Jermaine Brooks vs. Auburn	2001
	5	Henry Ford vs. Memphis	1993
	5	Mark Smith at Alabama	1993
	5	Wayne Martin vs. Mississippi	1988
5.	4.5	Desmond Sims vs. South Carolina	2005
6.	4	7 times (most recent: Anthony Leon vs. Tenn Tech)	2010

SEASON			
1.	23	Steven Conley (175 yards)	1995
	23	Henry Ford (116 yards)	1993
3.	20.5	Jamaal Anderson (113 yards)	2006
4.	19	Billy Ray Smith Jr. (128 yards)	1981
	19	Jimmy Walker (125 yards)	1978
6.	18	Wayne Martin (110 yards)	1987
	18	Dan Hampton (62 yards)	1978
8.	17	Billy Ray Smith Jr. (86 yards)	1980
	17	Ray Lee Johnson (89 yards)	1992
10.	16	Junior Soli (53 yards)	1995

CAREER			
1.	63	Billy Ray Smith Jr. (343 yards)	1979-82
2.	47.5	Trey Flowers (250 yards)	2011-14
3.	46	Henry Ford (224 yards)	1990-93
4.	37	Wayne Martin (189 yards)	1985-88
	37	Jimmy Walker (216 yards)	1975-78
6.	36	Malcolm Sheppard (124 yards)	2006-09
	36	Caleb Miller (116 yards)	2000-03
	36	Johnnie Meadors (157 yards)	1974-76
9.	35	Steven Conley (251 yards)	1992-95
10.	33	Jeb Huckleba (92 yards)	2001-04

SACKS

GAME			
1.	5	Wayne Martin vs. Ole Miss	1988

SEASON			
1.	14	Steven Conley	1995
	14	Henry Ford	1993
3.	13.5	Jamaal Anderson (95 yards)	2006
4.	13	Wayne Martin	1988
5.	11	Ray Lee Johnson	1992
6.	10	Jake Bequette (88 yards)	2011
7.	9.5	Chris Smith (65 yards)	2012
8.	8.5	Chris Smith (71 yards)	2013
	8.5	Antwain Robinson	2006
10.	8	Henry Ford	1991

CAREER			
1.	25.5	Wayne Martin	1985-88
2.	25	Henry Ford	1990-93
3.	23.5	Jake Bequette (165 yards)	2008-11
4.	21.5	Chris Smith (157 yards)	2010-13
5.	21	Steven Conley	1992-95
6.	19	Marcus Adair	1993-95
7.	18	Trey Flowers (178 yards)	2011-14
	18	Scott Long	1989-92
9.	17.5	Jamaal Anderson (128 yards)	2004-06
10.	16	Ray Lee Johnson	1990-92

INTERCEPTIONS

GAME			
1.	5	Wear Schoonover at Texas A&M	1929
2.	3	Michael Grant vs. Louisiana-Monroe (0 yards)	2006
	3	David Hogue vs. SMU (20 yards)	1970
	3	Louis Campbell vs. Tennessee (12 yards)	1971
	3	Billy Moore at SMU (4 yards)	1961
	3	Kay Eakin vs. SMU (0 yards)	1937
7.	2	32 times (most recent: Tramain Thomas vs. Auburn)	2011

SEASON			
1.	10	Jim Rinehart (106 yards, 0 TD)	1949
2.	7	Louis Campbell (86 yards, 1 TD)	1971
	7	Gary Adams (93 yards, 0 TD)	1966
4.	6	Orlando Watters (185 yards, 2 TD)	1993
	6	Patrick Williams (57 yards, 1 TD)	1988
	6	David Hogue (45 yards, 1 TD)	1970
	6	Tommy Trantham (104 yards, 0 TD)	1967
	6	George Walker (90 yards, 0 TD)	1954
9.	5	13 times (most recent: Tramain Thomas)	2011

CAREER			
1.	14	Steve Atwater (99 yards, 1 TD)	1985-88
2.	13	Gary Adams (113 yards, 0 TD)	1966-68
3.	12	Tramain Thomas (131 yards, 1 TD)	2008-11
	12	Orlando Watters (250 yards, 3 TD)	1991-93
	12	Louis Campbell (114 yards, 1 TD)	1970-72
	12	Tommy Trantham (300 yards, 0 TD)	1965-67
7.	11	Anthony Cooney (53 yards, 1 TD)	1986-89
8.	10	Charles Washington (36 yards, 0 TD)	1983-86
	10	George Walker (130 yards, 0 TD)	1954-57
	10	Jim Rinehart (106 yards, 0 TD)	1949-51
	10	Louis Schaufele (183 yards, 0 TD)	1948-50

INTERCEPTION RETURN YARDAGE

GAME			
1.	129	Chris Houston at Mississippi State (2 int.)	2006
2.	100	Rohan Gaines vs. Ole Miss (1 int.)	2014
	100	Jerrell Norton vs. North Texas (1 int.)	2007
4.	99	Orlando Watters at LSU (1 int.)	1993
5.	98	James Skillern vs. Hendrix (1 int.)	1915
6.	96	Wear Schoonover vs. Centenary (1 int.)	1929
7.	94	Jimmy Fryer at Texas A&M (1 int.)	1970
8.	93	Danny Walters at Houston (1 int.)	1982
9.	92	Floyd Hogan vs. Southern California (2 int.)	1974
	92	Stu Berryhill vs. Wichita State (1 int.)	1966

SEASON			
1.	185	Orlando Watters (6 int.)	1993
2.	174	Jerrell Norton (5 int.)	2007
3.	158	Tommy Trantham (4 int.)	1965
4.	129	Chris Houston (3 int.)	2006
5.	106	Jim Rinehart (10 int.)	1949
6.	104	Jerry Moore (5 int.)	1968
	104	Tommy Trantham (6 int.)	1967
8.	100	Rohan Gaines (1 int.)	2014
9.	98	Danny Walters (4 int.)	1981
	98	James Skillern (1 int.)	1915

CAREER			
1.	300	Tommy Trantham (12 int.)	1965-67
2.	250	Orlando Watters (12 int.)	1991-93
3.	191	Danny Walters (7 int.)	1981-82
4.	187	Kenoy Kennedy (5 int.)	1996-99
5.	174	Jerrell Norton (5 int.)	2006-09
6.	155	Greg Lasker (9 int.)	1982-85
7.	131	Tramain Thomas (12 int.)	2008-11
8.	129	Chris Houston (3 int.)	2004-06
9.	121	Curtis Banks (8 int.)	1988-91
10.	119	David Barrett (7 int.)	1996-99



Steve Atwater is Arkansas' all-time leader in interceptions with 14 in his career. He was an eight-time Pro Bowler for the Denver Broncos.



LONGEST PLAY TOUCHDOWNS

RUSHING

1.	99	Broderick Green vs. Eastern Michigan	2009
2.	92	Joe Adams vs. Auburn	2011
3.	90	Jonathan Williams vs. Nicholls	2014
	90	Billy Moore vs. Tulsa	1962
5.	89	Ben Cowins vs. Houston	1976
6.	86	Ralph LaForge vs. Baylor	1932
7.	85	Felix Jones vs. Southeast Missouri State	2006
	85	Aubrey Fowler vs. SMU	1946
9.	84	Alex Collins at Texas Tech	2014
10.	83	Harry Jones vs. North Texas State	1965

PASSING

1.	92	Matt Jones to Richard Smith vs. Tennessee	2002
2.	89	Ryan Mallett to Jarius Wright vs. Miss. St.	2010
3.	87	Nathan Dick to Lucas Miller vs. Miss. St.	2008
	87	Clint Stoerner to Anthony Lucas vs. SMU	1998
	87	Jimmy Williams to Derek Russell vs. TCU	1988
6.	85	Ryan Mallett to Cobi Hamilton vs. LSU	2010
	85	Ryan Mallett to Joe Adams vs. Tennessee Tech	2010
8.	84	Gordon Long to Alton Baldwin vs. Tulsa	1946
9.	83	Ryan Mallett to Ronnie Wingo Jr. vs. Troy	2009
10.	82	Robert Reed to Carl Johnson vs. Tennessee	1994

PUNT RETURNS

1.	97	Joe Adams vs. Ole Miss	2010
2.	95	Ken Hatfield vs. Tulsa	1963
3.	90	Terry Stewart vs. Wichita State	1969
4.	87	Orlando Watters vs. South Carolina	1992
5.	81	Ken Hatfield vs. Texas	1964
6.	80	Gary Anderson vs. Tulane	1980
	80	Ken Hatfield vs. Texas Tech	1963
8.	79	Gary Adams vs. Baylor	1968
9.	78	Ken Hatfield vs. Texas Tech	1964
10.	75	Michael James vs. Texas Tech	1991
	75	Aubrey Fowler vs. North Texas	1947

KICKOFF RETURNS

1.	100	Felix Jones vs. Ole Miss	2006
	100	Felix Jones vs. Mississippi State	2005
	100	Madre Hill vs. LSU	1994
	100	Carl Miller vs. Baylor	1983
	100	Jim Mooty vs. Hardin-Simmons	1958
	100	Billy Kyser vs. Hardin-Simmons	1958
	100	Boyd Cypert vs. Missouri School of Mines	1911
	100	Boyd Cypert vs. Drury	1911
9.	99	Oscar Malone vs. Memphis	1992
10.	98	Dennis Johnson vs. South Carolina	2011
	98	Lawrence Richardson vs. Weber State	2001

INTERCEPTION RETURNS

1.	100	Rohan Gaines vs. Ole Miss	2014
	100	Jerell Norton vs. North Texas	2007
3.	99	Orlando Watters vs. LSU	1993
4.	98	James Skillern vs. Hendrix	1915
5.	96	Wear Schoonover vs. Centenary	1929
6.	94	Jimmy Fryer vs. Texas A&M	1970
7.	93	Danny Walters vs. Houston	1982
8.	92	Stu Berryhill vs. Wichita State	1966
9.	91	Herman Bagby vs. Oklahoma State	1923
10.	88	Jermaine Petty vs. Auburn	2001

BLOCKED FG RETURNS

1.	76	Pierre Brown vs. Mississippi State	2004
----	----	------------------------------------	------



Joe Adams scored a touchdown on one of Arkansas' 10 longest pass, rush and punt return plays. His 97-yard punt return touchdown against Ole Miss in 2010 is the longest punt return in Razorback history.

INDIVIDUAL YEARLY LEADERS



RUSHING

Year	Player	Att	Yds	Avg	TD
2014	Jonathan Williams, Jr.	211	1190	5.6	12
2013	Alex Collins, Fr.	190	1026	5.4	4
2012	Dennis Johnson, Sr.	137	757	5.5	8
2011	Dennis Johnson, Jr.	106	670	6.3	3
2010	Knife Davis, So.	204	1322	6.5	13
2009	Broderick Green, So.	104	442	4.2	11
2008	Michael Smith, Jr.	207	1072	5.2	8
2007	Darren McFadden, Jr.	325	1830	5.6	16
2006	Darren McFadden, So.	284	1647	5.8	14
2005	Darren McFadden, Fr.	176	1113	6.3	11
2004	Matt Jones, Sr.	83	622	7.5	6
2003	Cedric Cobbs, Sr.	227	1320	5.8	10
2002	Fred Talley, Sr.	197	1119	5.7	2
2001	Fred Talley, Jr.	164	774	4.7	4
2000	Fred Talley, So.	137	768	5.6	5
1999	Cedric Cobbs, Fr.	116	668	5.8	3
1998	Chrys Chukwuma, Jr.	149	870	5.8	8
1997	Rod Stinson, Fr.	111	413	3.7	2
1996	Oscar Malone, Sr.	197	814	4.1	4
1995	Madre Hill, So.	307	1387	4.5	15
1994	Oscar Malone, Jr.	99	597	6	3
1993	Oscar Malone, So.	89	555	6.2	5
1992	E.D. Jackson, Sr.	118	466	4	2
1991	E.D. Jackson, Jr.	143	641	4.5	1
1990	E.D. Jackson, So.	155	596	3.8	3
1989	James Rouse, Sr.	163	895	5.3	7
1988	Barry Foster, So.	132	660	5	8
1987	James Rouse, Jr.	182	1004	5.5	17
1986	Greg Thomas, Jr.	141	461	3.3	8
1985	James Rouse, Fr.	99	550	5.6	8
1984	Marshall Foreman, So.	183	804	4.4	7
1983	Derek Thomas, Fr.	117	432	3.7	4
1982	Daryl Bowles, Sr.	155	619	4	2
1981	Gary Anderson, Jr.	121	616	5.1	1
1980	James Tolbert, Jr.	140	571	4.1	3
1979	Roland Sales, Sr.	138	625	4.6	3
1978	Ben Cowins, Sr.	188	1006	5.4	6
1977	Ben Cowins, Jr.	220	1192	5.4	14
1976	Ben Cowins, So.	183	1162	6.3	7
1975	Ike Forte, Sr.	174	983	5.6	10
1974	Ike Forte, Jr.	187	974	5.3	9
1973	Dickey Morton, Sr.	226	1298	5.7	5
1972	Dickey Morton, Jr.	242	1188	4.9	6
1971	Dickey Morton, So.	127	831	6.5	5
1970	Bill Burnett, Sr.	110	445	4.1	12
1969	Bill Burnett, Jr.	209	900	4.3	19
1968	Bill Burnett, So.	207	859	4.1	15
1967	Russell Cody, So.	95	383	4	1
1966	David Dickey, So.	115	447	3.9	8
1965	Bobby Burnett, Sr.	232	947	4.1	16
1964	Jack Brasuell, Jr.	173	542	3.1	3
1963	Jim Lindsey, Jr.	130	444	3.4	2
1962	Billy Moore, Sr.	131	585	4.5	14
1961	Lance Alworth, Jr.	110	516	4.7	5
1960	Lance Alworth, Jr.	106	375	3.5	3
1959	Jim Mooty, Sr.	93	519	5.6	5
1958	Jim Mooty, Jr.	71	395	5.6	4
1957	Gerald Nesbitt, Jr.	145	624	4.3	7
1956	Gerald Nesbitt, So.	129	663	5.1	7
1955	Henry Moore, Sr.	134	701	5.2	3
1954	Henry Moore, Jr.	153	670	4.4	8
1953	Lamar McHan, Sr.	143	409	2.9	4
1952	Buddy Sutton, Sr.	100	448	4.5	3
1951	Lamar McHan, So.	127	433	3.4	4
1950	Buddy Rogers, Sr.	118	476	4	3
1949	Geno Mazzanti, Sr.	123	757	6.2	3
1948	Clyde Scott	95	670	7.1	6
1947	Clyde Scott	152	659	4.3	6
1946	Ken Holland	112	397	3.5	2
1945	John Hoffman	139	587	4.3	3

PASSING

Year	Player	Comp	Att	Pct	TD	Int	Yds
2014	Brandon Allen, Jr.	190	339	.560	20	5	2285
2013	Brandon Allen, So.	128	258	.496	13	10	1552
2012	Tyler Wilson, Sr.	249	401	.621	21	13	3387
2011	Tyler Wilson, Jr.	277	438	.632	24	6	3638
2010	Ryan Mallett, Jr.	266	411	.647	32	12	3869
2009	Ryan Mallett, So.	225	403	.558	30	7	3624
2008	Casey Dick, Sr.	205	357	.574	13	14	2586
2007	Casey Dick, Jr.	150	262	.573	18	10	1695
2006	Casey Dick, So.	65	132	.492	9	6	991
2005	Robert Johnson, So.	89	158	.563	5	6	876
2004	Matt Jones, Sr.	151	264	.572	15	12	2073
2003	Matt Jones, Jr.	132	230	.574	18	8	1917
2002	Matt Jones, So.	122	234	.521	16	8	1592
2001	Zak Clark, So.	88	179	.492	6	4	1000
2000	Robby Hampton, So.	145	261	.556	3	8	1548
1999	Clint Stoerner, Sr.	177	317	.558	19	10	2293
1998	Clint Stoerner, Jr.	167	312	.535	26	8	2629
1997	Clint Stoerner, So.	173	357	.485	12	13	2347
1996	Pete Burks, So.	115	224	.513	6	9	1390
1995	Barry Lunney Jr., Sr.	180	292	.616	12	10	2181
1994	Barry Lunney Jr., Jr.	101	183	.552	11	6	1345
1993	Barry Lunney Jr., So.	104	202	.515	6	7	1241
1992	Barry Lunney Jr., Fr.	91	189	.482	4	5	1015
1991	Jason Allen, Fr.	48	102	.471	6	6	603
1990	Quinn Groveley, Sr.	120	235	.511	18	10	1886
1989	Quinn Groveley, Jr.	72	132	.550	5	9	1149
1988	Quinn Groveley, So.	62	98	.633	4	3	966
1987	Quinn Groveley, Fr.	38	62	.613	2	4	495
1986	Greg Thomas, Jr.	67	109	.615	6	1	1032
1985	Mark Calcagni, Sr.	27	47	.574	3	2	561
1984	Brad Taylor, Sr.	82	147	.558	7	11	1166
1983	Brad Taylor, Jr.	139	257	.541	9	8	1837
1982	Brad Taylor, So.	59	141	.418	6	9	1073
1981	Brad Taylor, Fr.	53	99	.535	1	4	726
1980	Tom Jones, So.	93	166	.560	6	8	1161
1979	Kevin Scanlon, Sr.	92	139	.662	9	6	1212
1978	Ron Calcagni, Sr.	62	103	.602	4	5	807
1977	Ron Calcagni, Jr.	73	137	.533	10	7	1147
1976	Ron Calcagni, So.	17	57	.300	2	4	366
1975	Scott Bull, Sr.	33	71	.465	3	6	570
1974	Scott Bull, Jr.	14	32	.438	3	1	238
1973	Mike Kirkland, So.	75	151	.497	3	13	990
1972	Joe Ferguson, Sr.	119	254	.469	9	15	1484
1971	Joe Ferguson, Jr.	160	271	.590	11	12	2203
1970	Bill Montgomery, Sr.	110	195	.564	10	9	1662
1969	Bill Montgomery, Jr.	93	173	.538	9	7	1333
1968	Bill Montgomery, So.	134	234	.573	10	8	1595
1967	Ronny South, Sr.	84	142	.592	11	8	1159
1966	Jon Brittenum, Sr.	76	143	.531	7	7	1103
1965	Jon Brittenum, Jr.	75	149	.503	8	7	1103
1964	Fred Marshall, Sr.	50	94	.532	4	8	656
1963	Bill Gray, Jr.	34	79	.430	4	5	483
1962	Billy Moore, Sr.	51	91	.560	5	2	673
1961	George McKinney, Sr.	32	68	.471	6	5	426
1960	George McKinney, Jr.	39	90	.433	9	6	728
1959	James Monroe, Sr.	19	30	.633	3	3	202
1958	James Monroe, Jr.	41	96	.427	3	8	512
1957	George Walker, Sr.	35	63	.556	4	4	587
1956	Don Christian, So.	18	53	.340	2	0	260
1955	George Walker, Jr.	22	47	.468	2	3	347
1954	George Walker, Sr.	45	85	.529	4	9	603
1953	Lamar McHan, Sr.	78	150	.520	8	11	1107
1952	Lamar McHan, Jr.	55	136	.404	5	17	743
1951	Lamar McHan, So.	53	135	.393	6	14	724
1950	Jim Rinehart, Jr.	59	139	.424	3	15	756
1949	Don Logue, So.	31	79	.392	6	8	374
1948	Gordon Long	32	56	.571	4	4	449
1947	Ken Holland	25	46	.543	5	-	360
1946	Aubrey Fowler	18	40	.450	-	-	320
1945	Bud Canada	24	69	.348	2	3	272
1939	Kay Eakin	78	193	.404	5	18	962
1938	Kay Eakin	34	111	.306	3	4	467
1937	Jack Robbins	49	130	.377	8	18	554
1936	Jack Robbins	49	107	.458	4	7	583
1935	Jack Robbins	95	152	.625	7	7	1219

RECEIVING

Year	Player	Rec	Yds	TD
2014	Keon Hatcher, Jr.	43	558	6
2013	Javontee Herndon	31	437	4
2012	Cobi Hamilton, Sr.	90	1335	5
2011	Jarius Wright, Sr.	66	1177	12
2010	D.J. Williams, Sr.	54	627	4
	Joe Adams, Jr.	50	813	6
2009	Greg Childs, So.	48	894	7
2008	D.J. Williams, So.	61	723	3
2007	Peyton Hillis, Sr.	49	537	5
2006	Marcus Monk, Jr.	50	962	11
2005	Peyton Hillis, So.	38	402	4
	Marcus Monk, So.	35	476	7
2004	Steven Harris, Sr.	37	617	4
	Marcus Monk, Fr.	37	569	6
2003	George Wilson, Jr.	50	900	6
2002	George Wilson, So.	49	626	7
2001	George Wilson, Fr.	40	568	3
2000	Boo Williams, Sr.	52	739	7
1999	Anthony Lucas, Sr.	37	822	5
1998	Michael Williams, Jr.	44	560	5
	Anthony Lucas, Jr.	43	1004	10
1997	Anthony Eubanks, Sr.	51	870	5
1996	Anthony Eubanks, Jr.	51	809	5
1995	Anthony Eubanks, So.	43	596	4
1994	J.J. Meadors, Jr.	43	613	5
1993	J.J. Meadors, Sr.	28	429	3
1992	Kirk Botkin, Jr.	33	257	0
	Ron Dickerson, Sr.	32	437	4
1991	Ron Dickerson, Jr.	25	372	3
1990	Derek Russell, Fr.	43	897	8
1989	Tim Horton, Sr.	23	454	0
1988	Tim Horton, Jr.	16	319	1
	Derek Russell, Fr.	15	396	1
1987	Derek Russell, Jr.	16	297	3
1986	James Shibe, Sr.	22	473	0
1985	James Shibe, Jr.	20	446	2
1984	James Shibe, So.	51	907	7
1983	Mark Mistler, Sr.	33	401	2
1982	Gary Anderson, Sr.	26	486	4
	Derek Holloway, Sr.	21	529	2
1981	Gary Anderson, Jr.	26	263	3
	Darryl Mason, Sr.	23	285	3
1980	Gary Anderson, So.	23	153	0
	Bobby Duckworth, Sr.	20	461	2
1979	Gary Stiggers, Jr.	23	221	1
	Robert Farrell, Sr.	21	401	1
1978	Robert Farrell, Jr.	13	229	4
	Jerry Eckwood, Sr.	13	99	0
1977	Donny Bobo, So.	22	454	5
1976	Charles Clay, So.	7	174	1
1975	Freddie Douglas, Sr.	13	232	0
1974	Freddie Douglas, Jr.	15	332	3
1973	Jack Ettinger, Sr.	28	411	1
1972	Mike Reppond, Sr.	36	475	4
1971	Mike Reppond, Jr.	56	986	3
1970	Chuck Dicus, Sr.	38	577	4
1969	Chuck Dicus, Jr.	42	688	4
1968	Max Peacock, Sr.	39	497	2
	Chuck Dicus, So.	38	589	8
1967	Max Peacock, Sr.	30	468	5
1966	Tommy Burnett, Sr.	29	401	2
1965	Bobby Crockett, Sr.	30	487	3
1964	Jim Lindsey, Jr.	24	331	2
1963	Jerry Lamb, Jr.	16	240	2
1962	Jerry Lamb, So.	23	378	4
1961	Lance Alworth, Sr.	18	320	3
1960	Jimmy Collier, Jr.	17	356	3
1959	Steve Butler, Jr.	9	107	2
1958	Charlie Barnes, So.	15	17	

INDIVIDUAL YEARLY LEADERS

SCORING

Year	Player	TD	PAT	FG	Pts
2014	Jonathan Williams, Jr.	14	0	0	84
2013	Zach Hocker, Sr.	0	28	13	67
2012	Zach Hocker, Jr.	0	32	11	65
2011	Zach Hocker, So.	0	55	21	118
2010	Zach Hocker, Fr.	0	56	16	104
2009	Alex Tejada, Jr.	0	58	16	106
2008	Michael Smith, Jr.	10	0	0	60
2007	Alex Tejada, Fr.	0	58	17	109
2006	Darren McFadden, So.	16	1	0	98
2005	Chris Balseiro, Sr.	0	31	13	70
2004	Chris Balseiro, Jr.	0	40	4	52
2003	Chris Balseiro, So.	0	40	11	73
2002	David Carlton, Jr.	0	28	12	64
2001	Brennan O'Donohoe, So.	0	29	12	65
2000	Boo Williams, Sr.	7	1	0	44
1999	Tony Dodson, Fr.	0	31	12	67
1998	Todd Latourette, Sr.	0	41	17	92
1997	Todd Latourette, Jr.	0	20	7	41
1996	Todd Latourette, So.	0	18	9	45
1995	Madre Hill, So.	16	0	0	96
1994	Lance Ellison, Sr.	0	24	6	42
1993	Oscar Malone, So.	5	0	0	30
1992	Todd Wright, Sr.	0	11	17	62
1991	Todd Wright, Jr.	0	14	12	50
1990	Todd Wright, So.	0	24	11	57
1989	Todd Wright, Fr.	0	38	20	98
1988	Kendall Trainor, Sr.	0	30	24	102
1987	James Rouse, Jr.	17	0	0	102
1986	Kendall Trainor, So.	0	39	10	69
1985	James Rouse, Fr.	9	1	0	56
1984	Greg Horne, So.	0	14	10	44
1983	Greg Horne, Fr.	0	16	14	58
1982	Gary Anderson, Sr.	9	0	0	54
1981	Bruce Lahay, Sr.	0	31	19	88
1980	Ish Ordonez, Sr.	0	23	13	62
1979	Ish Ordonez, Jr.	0	26	18	80
1978	Ish Ordonez, So.	0	39	13	78
1977	Steve Little, Sr.	0	37	19	94
1976	Steve Little, Jr.	0	23	11	56
1975	Steve Little, So.	0	32	11	65
1974	Steve Little, Fr.	0	29	12	65
1973	Mike Kirkland, So.	3	5	3	34
1972	Mike Kirkland, Fr.	0	26	8	50
1971	Bill McClard, Sr.	0	35	12	71
1970	Bill McClard, Jr.	0	50	10	80
1969	Bill Burnett, Jr.	20	0	0	120
1968	Bill Burnett, So.	16	0	0	96
1967	David Dickey, Jr.	16	0	0	96
1966	David Dickey, So.	8	0	0	48
1965	Bobby Burnett, Sr.	16	0	0	96
1964	Tom McKnelly, Sr.	0	29	6	47
1963	Bill Gray, Jr.	5	0	0	30
1962	Billy Moore, Sr.	14	0	0	84
1961	Mickey Cissell, Jr.	1	21	2	33
1960	Mickey Cissell, So.	0	21	2	27
1959	Jim Mooty, Sr.	5	0	0	30
1958	Donnie Stone, Sr.	5	0	0	30
1957	Gerald Nesbitt, Sr.	7	9	0	51
1956	Gerald Nesbitt, Jr.	7	7	0	49
1955	George Walker, Jr.	4	14	1	41
1954	George Walker, So.	7	6	0	48
1953	Lamar McHan, Sr.	4	8	0	32
1952	Lamar McHan, Jr.	4	0	0	24
	Lewis Carpenter	4	0	0	24
1951	Buddy Sutton, Jr.	6	0	0	36
1950	Bill Jurney, Jr.	4	0	0	24
1949	Don Logue, So.	6	0	0	36
1948	Leon Campbell	9	0	0	54
1947	Clyde Scott	6	0	0	36
1946	Aubrey Fowler	3	11	0	29
1945	Alton Baldwin	5	0	0	30
1944	Alton Baldwin	5	0	0	30

SCORING (CONT.)

Year	Player	TD	PAT	FG	Pts
1943	Alton Baldwin	5	0	0	30
1942	Bob Forte	3	0	0	18
1941	Frank Delmonego	1	13	1	22
1940	Howard Hickey	3	2	0	20
1939	O'Neil Adams	4	0	0	24
1938	Neil Martin	3	0	0	18
1937	Jim Benton	6	0	0	30
1936	Ralph Rawlings	6	0	0	30
	Jim Benton	6	0	0	30
1935	Allan Keen	6	0	0	30
1934	Elvin Geiser	2	5	1	20
1933	Ralph LaForge	9	3	0	57
1932	Joe Biddle	4	1	0	25
1931	Homer Ledbetter	8	0	0	48
1930	Homer Ledbetter	4	0	0	24
1929	Richard Miller	13	0	0	78
1928	Garland Beavers	13	0	0	78
1927	George Cole	11	16	1	85
1926	George Cole	9	15	1	72
1925	George Cole	3	4	7	43
1917	Gene Davidson	12	5	0	77
1916	Gene Davidson	12	13	0	85
1915	Gene Davidson	3	2	0	20

PUNT RETURNS

Year	Player	No	Yds	Avg	TD
2014	DJ Dean, So.	11	121	11.0	0
2013	Javontee Herndon, Sr.	9	67	7.4	0
2012	Nate Holmes, Fr.	11	70	6.4	0
2011	Joe Adams, Sr.	19	321	16.9	4
2010	Joe Adams, Jr.	16	249	15.6	1
2009	Jerrell Norton, Jr.	9	77	8.6	0
2008	Jarius Wright, Fr.	6	15	2.5	0
2007	Jerrell Norton, So.	18	142	7.9	0
2006	Reggie Fish, So.	16	98	6.1	0
2005	Peyton Hillis, So.	16	165	10.3	0
2004	DeCori Birmingham, Sr.	17	115	6.8	0
2003	Marvin Jackson, Sr.	26	329	12.7	1
2002	DeCori Birmingham, So.	28	342	12.2	0
2001	Marvin Jackson, Jr.	27	265	9.8	1
2000	Steadman Campbell, So.	16	103	6.4	0
1999	Rossi Morreale, Jr.	14	79	5.6	0
1998	Rossi Morreale, So.	18	130	7.2	0
1997	Jeromy Flowers, So.	25	157	6.3	0
1996	Anthony Eubanks, Jr.	21	101	4.8	0
1995	J.J. Meadors, Sr.	11	52	4.7	0
1994	Carl Kidd, Sr.	22	165	7.5	0
1993	Orlando Watters, Sr.	28	157	5.6	0
1992	Orlando Watters, Jr.	36	290	8.1	2
1991	Michael James, Sr.	19	272	14.3	1
1990	Michael James, Jr.	8	13	1.6	0
	Dean Peevy, Fr.	5	48	9.6	0
1989	Tim Horton, Sr.	20	124	6.2	0
1988	Tim Horton, Jr.	26	258	9.9	0
1987	Tim Horton, So.	25	224	9.0	0
1986	James Shibest, Sr.	20	211	10.6	0
1985	Bobby Joe Edmonds, Sr.	40	466	11.7	0
1984	Bobby Joe Edmonds, Jr.	25	294	11.8	0
1983	Bobby Joe Edmonds, So.	23	177	7.7	0
1982	Gary Anderson, Sr.	29	222	7.7	0
1981	Gary Anderson, Jr.	29	252	8.7	0
1980	Gary Anderson, So.	23	244	10.6	0
1979	Gary Anderson, Fr.	34	286	8.4	1
1978	Vaughn Lusby, Sr.	21	170	8.1	0
1977	Vaughn Lusby, Jr.	36	294	8.2	0
1976	Vaughn Lusby, So.	29	161	5.6	0
1975	Jerry Eckwood, So.	15	105	7.0	0
1974	Floyd Hogan, Sr.	27	128	4.7	0
1973	Teddy Barnes, So.	11	46	4.2	0
	Floyd Hogan, Jr.	8	64	8.0	0
1972	John Mosely, Sr.	19	182	9.6	0
1971	Jack Morris, Sr.	24	216	9.0	0
1970	Jerry Moore, Sr.	15	191	12.8	0
1969	Terry Stewart, Sr.	19	134	7.1	-
1968	Gary Adams, Sr.	28	215	10.2	2
1967	Gary Adams, Jr.	28	290	10.4	-
1966	Martine Bercher, Sr.	24	375	15.6	-
1965	Jack Brasuell, Sr.	21	285	13.6	-
1964	Ken Hatfield, Sr.	31	518	16.7	-
1963	Ken Hatfield, Jr.	21	350	16.7	-
1962	Ken Hatfield, So.	7	198	28.3	-
	George Rea Walker, So.	7	200	28.6	-
1961	Lance Alworth, Sr.	28	336	12.0	-
1960	Lance Alworth, Jr.	18	307	17.1	-
1959	Lance Alworth, So.	5	47	9.4	-
1958	Jim Mooty, Jr.	9	77	8.5	-
	Freddy Akers, Jr.	8	91	11.4	-
1957	Donnie Stone, Jr.	7	80	11.4	-
	George Walker, Sr.	7	100	14.3	-
1956	Rogers Overby, Sr.	11	121	11.0	-
1955	Don Horton, So.	7	173	24.7	-
1954	George Walker, So.	8	142	17.3	1
1953	Lamar McHan, Sr.	21	233	11.1	-
1952	Johnny Cole, Sr.	8	68	8.5	-
1951	Johnny Cole, So.	15	233	15.5	-
1950	Johnny Cole, So.	16	293	18.3	1
1949	Jim Rinehart, So.	21	230	10.9	-
1948	Ross Pritchard	10	203	20.3	-
1947	Aubrey Fowler	23	395	17.1	-
1946	Aubrey Fowler	22	247	11.2	-
1945	Bud Canada	21	264	12.5	-

KICKOFF RETURNS

Year	Player	No	Yds	Avg	TD
2014	Korliss Marshall, So.	9	271	30.1	1
2013	Korliss Marshall, Fr.	19	422	22.2	0
2012	Dennis Johnson, Sr.	17	309	18.2	0
2011	Dennis Johnson, Jr.	18	461	25.6	1
2010	Lance Ray, Fr.	23	518	22.5	0
2009	Dennis Johnson, So.	40	1031	25.8	1
2008	Dennis Johnson, Fr.	41	905	22.1	1
2007	Felix Jones, Jr.	22	652	29.6	2
2006	Felix Jones, So.	23	554	24.1	1
2005	Felix Jones, Fr.	17	543	31.9	1
2004	Cedric Washington, So.	11	204	18.5	0
	DeCori Birmingham, Sr.	10	217	21.7	0
2003	Cedric Washington, Fr.	25	497	19.9	0
2002	DeCori Birmingham, So.	28	638	22.8	0
2001	Lawrence Richardson, Fr.	18	416	23.1	1
2000	Steven Harris, Fr.	20	420	21	0
1999	Cedric Cobbs, Fr.	12	328	27.3	1
1998	Hubert Loudermilk, Jr.	8	155	19.4	0
	Rod Stinson, So.	7	156	22.3	0
1997	Mark Henderson, Fr.	15	284	18.9	0
1996	Ontraia Moss, Fr.	14	296	21.1	0
1995	Cory Nichols, Fr.	19	399	21	0
1994	Madre Hill, Fr.	7	223	31.9	1
1993	Orlando Watters, Sr.	18	392	21.8	0
1992	Ron Dickerson, Sr.	20	497	24.9	0
1991	Freddie Bradley, Jr.	16	388	24.3	0
1990	Tracy Caldwell, Fr.	17	317	18.6	0
1989	Barry Foster, Jr.	20	445	22.3	0
1988	Barry Foster, So.	23	445	19.3	0
1987	James Rouse, Jr.	12	244	20.3	0
1986	Marshall Foreman, Sr.	11	270	24.5	0
	Donnie Centers, Jr.	11	279	25.4	0
1985	Carl Miller, Sr.	14	326	23.3	0
1984	Carl Miller, Jr.	18	390	21.7	0
1983	Carl Miller, So.	11	300	27.3	1
1982	Derek Holloway, Sr.	12	262	21.8	0
1981	Derek Holloway, Jr.	20	419	21	0
1980	Derek Holloway, So.	17	407	23.9	1
1979	Gary Anderson, Fr.	16	343	21.4	0
1978	Thomas Brown, Fr.	15	354	23.6	1
1977	Gary Stiggers, Fr.	7	109	15.6	0
1976	Barnabus White, Jr.	13	256	19.7	0
1975	Teddy Barnes, Sr.	10	218	21.8	N
1974	Barnabus White, So.	7	119	17	N
1973	Dickey Morton, Sr.	12	278	23.2	0
1972	Jon Richardson, Sr.	22	501	22.8	0
1971	Dickey Morton, So.	9	269	29.9	1
1970	Jon Richardson, So.	11	151	22.1	0
1969	Bill Burnett, Jr.	6	134	22.3	0
1968	Bill Burnett, So.	12	206	17.2	-
1967	David Dickey, Jr.	13	294	22.6	-
1966	David Dickey, So.	7	164	23.4	-
1965	Jack Brasuell, Sr.	6	93	15.5	-
1964	Ken Hatfield, Sr.	12	253	21.1	-
1963	Jack Brasuell, So.	13	329	25.3	0
1962	Ken Hatfield, So.	7	198	28.3	-
	George Rae Walker, So.	7	200	28.6	-
1961	Lance Alworth, Sr.	13	300	23.1	0
1960	Lance Alworth, Jr.	14	428	30.6	-
1959	Jim Mooty, Sr.	8	147	18.4	-
1958	Jim Mooty, Jr.	9	210	23.3	-
1957	Donnie Stone, Jr.	8	166	20.7	-
1956	Donnie Stone, So.	11	239	21.7	-
1955	Ronnie Underwood, Jr.	3	121	40.3	-
	Don Christian, So.	3	83	27.7	-
	George Walker, Jr.	3	65	21.7	-
	Don Horton, So.	3	54	18	-
	Joe Thomason, Sr.	3	48	16	-
1954	Buddy Benson, So.	6	110	18.3	-
	George Walker, So.	6	154	25.7	-
1953	Preston Carpenter, So.	5	107	21.4	-
1952	Lewis Carpenter, Sr.	11	159	14.4	-
	Jack Troxell, Jr.	7	212	30.3	-
1951	Larry Hogue, Jr.	8	144	18	-
1950	Buddy Rogers, Sr.	9	146	16.2	-
1949	Joe Dugan, So.	6	138	23	-
	Joe Baldridge, So.	6	152	25.3	-
1948	Clyde Scott	8	195	24.4	-
1947	Clyde Scott	8	196	24.5	-
1946	Clyde Scott	6	140	23.3	-

PUNTING

Year	Player	No	Yds	Avg
2014	Sam Irwin-Hill, Sr.	58	2327	40.1
2013	Sam Irwin-Hill, Jr.	46	2038	44.3
2012	Dylan Breeding, Sr.	53	2416	45.6
2011	Dylan Breeding, Jr.	53	2400	45.3
2010	Dylan Breeding, So.	52	2212	42.5
2009	Dylan Breeding, Fr.	61	2359	38.7
2008	Jeremy Davis, Sr.	57	2460	43.2
2007	Jeremy Davis, Jr.	60	2403	40.0
2006	Jacob Skinner, Sr.	61	2327	38.1
2005	Jacob Skinner, Jr.	50	2091	41.8
2004	Jacob Skinner, So.	29	1062	36.6
	Jeremy Davis, Fr.	25	979	39.2
2003	Jacob Skinner, Fr.	52	2074	39.9
2002	Richie Butler, Sr.	69	2715	39.3
2001	Richie Butler, Jr.	67	2848	42.5
2000	Richie Butler, So.	65	2784	42.8
1999	Richie Butler, Fr.	30	1199	40.0
1998	Chris Akin, Jr.	48	1883	39.2
1997	Matt Wait, Sr.	70	2935	41.9
1996	Matt Wait, Jr.	69	2777	40.3
1995	Matt Wait, So.	59	2275	38.6
1994	Matt Wait, Fr.	54	2190	40.6
1993	Doyle Preston, So.	56	2109	37.7
1992	Pete Raether, Jr.	68	2938	43.2
1991	Pete Raether, So.	65	2836	43.6
1990	Pete Raether, Fr.	24	969	40.4
1989	Allen Meacham, Sr.	37	1398	37.8
1988	Allen Meacham, Jr.	53	2203	41.6
1987	Kendall Trainor, Jr.	58	2285	39.4
1986	Greg Horne, Sr.	49	2313	47.2
1985	Greg Horne, Jr.	54	2301	42.6
1984	Greg Horne, So.	51	2234	43.8
1983	Brad Taylor, Jr.	38	1639	43.1
	Greg Horne, Fr.	26	1152	44.3
1982	Brad Taylor, So.	60	2451	40.9
1981	Bruce Lahay, Sr.	63	2436	38.7
1980	Steve Cox, Sr.	47	2186	46.5
1979	Steve Cox, Jr.	42	1840	43.8
1978	Bruce Lahay, So.	54	2185	40.5
1977	Steve Little, Sr.	48	2127	44.3
1976	Steve Little, Jr.	63	2797	44.4
1975	Tommy Cheyne, Sr.	37	1590	43.0
1974	Mike Kirkland, Jr.	45	1812	40.3
1973	Tommy Cheyne, So.	63	2312	36.7
1972	Drew Toole, Jr.	49	1838	37.5
1971	Drew Toole, So.	45	1573	34.9
1970	Ken Curry, Sr.	34	1255	36.9
1969	Cary Stockdell, Sr.	52	1949	37.5
1968	Cary Stockdell, Jr.	55	2195	39.9
1967	Paul Conner, Sr.	63	2249	35.7
1966	Paul Conner, Jr.	52	2076	40.0
1965	Bobby Nix, Sr.	53	2158	40.7
1964	Bobby Nix, Jr.	50	1823	36.5
1963	Tommy Moore, Sr.	51	1810	35.5
1962	Tommy Moore, Jr.	38	1467	38.6
1961	Tommy Moore, So.	17	634	37.3
	Lance Alworth, Sr.	32	1132	35.3
1960	Lance Alworth, Jr.	48	1602	33.4
1959	Lance Alworth, So.	37	1313	35.5
1958	Mike Cooney, Sr.	39	1515	38.8
1957	Gerald Nesbitt, Sr.	32	1343	41.9
1956	Gerald Nesbitt, Jr.	12	484	40.3
	Don Christian, Jr.	25	975	39.0
1955	Gerald Nesbitt, So.	13	609	46.8
	George Walker, Jr.	47	1779	37.9
1954	George Walker, So.	49	1953	39.9
1953	Lamar McHan, Sr.	46	1851	40.2
1952	Bob St. Pierre	22	844	38.4
	Lamar McHan, Jr.	35	1276	36.5
1951	Lamar McHan, So.	64	2377	37.1
1950	Louis Schaufele, Sr.	60	2316	38.4
1949	Louis Schaufele, Jr.	59	2273	38.4
1948	Harold Cox	39	1431	36.7
	Gordon Long	22	881	40.0
1947	Aubrey Fowler	47	1693	36.0
1946	Aubrey Fowler	64	2218	34.6
1945	Alton Baldwin	32	1077	33.6
1944	Harold Cox	42	1745	41.7
1938	Kay Eakin	41	1688	41.4
1937	Kay Eakin	28	1121	40.0

FIELD GOALS

Year	Player	FGM	FGA	PCT
2014	Adam McFain, So.	7	10	.700
2013	Zach Hocker, Sr.	13	15	.867
2012	Zach Hocker, Jr.	11	18	.611
2011	Zach Hocker, So.	21	27	.778
2010	Zach Hocker, Fr.	16	19	.842
2009	Alex Tejada, Jr.	16	22	.727
2008	Shay Haddock, So.	5	7	.714
2007	Alex Tejada, Fr.	17	23	.739
2006	Jeremy Davis, So.	6	13	.462
2005	Chris Balseiro, Sr.	13	18	.708
2004	Chris Balseiro, Jr.	4	7	.571
2003	Chris Balseiro, So.	11	15	.733
2002	David Carlton, So.	12	16	.750
2001	Brennan O'Donohoe, So.	12	17	.706
2000	Brennan O'Donohoe, Fr.	4	6	.667
1999	Tony Dodson, Sr.	12	18	.667
1998	Todd Latourette, Sr.	17	24	.708
1997	Todd Latourette, Jr.	7	12	.583
1996	Todd Latourette, So.	9	14	.643
1995	Todd Latourette, Fr.	14	21	.667
1994	Lance Ellison, Jr.	6	15	.400
1993	Lance Ellison, Jr.	4	10	.400
1992	Todd Wright, Sr.	17	25	.680
1991	Todd Wright, Jr.	12	17	.706
1990	Todd Wright, So.	11	14	.786
1989	Todd Wright, Fr.	20	23	.870
1988	Kendall Trainor, Sr.	24	27	.889
1987	Kendall Trainor, Jr.	13	20	.650
1986	Kendall Trainor, So.	10	13	.769
1985	Greg Horne, Sr.	5	13	.385
1984	Greg Horne, Jr.	10	18	.556
1983	Greg Horne, So.	14	22	.636
1982	Ernie Villarreal, Fr.	4	10	.400
1981	Bruce Lahay, Sr.	19	24	.792
1980	Ish Ordonez, Sr.	13	21	.619
1979	Ish Ordonez, Jr.	18	22	.818
1978	Ish Ordonez, So.	13	19	.684
1977	Steve Little, Sr.	19	30	.633
1976	Steve Little, Jr.	11	23	.478
1975	Steve Little, So.	11	20	.550
1974	Steve Little, Fr.	12	16	.750
1973	Mike Kirkland, So.	3	12	.250
1972	Mike Kirkland, Fr.	8	16	.500
1971	Bill McClard, Sr.	12	22	.545
1970	Bill McClard, Jr.	10	15	.667
1969	Bill McClard, So.	7	9	.778
1968	Bob White, Sr.	4	7	.571
1967	Bob White, Jr.	3	6	.500
1966	Bob White, So.	5	7	.714
1965	Ronnie South, Jr.	5	-	-
1964	Tom McNelly, Sr.	6	-	-
1963	Tom McNelly, Jr.	1	4	.250
1962	Tom McNelly, So.	3	-	-
1961	Mickey Cissel, Jr.	2	-	-
1960	Mickey Cissel, So.	2	-	-
1959	Freddy Akers, Sr.	2	-	-
1958	None	-	-	-
1957	None	-	-	-
1956	None	-	-	-
1955	George Walker, Jr.	1	-	-
1954	Preston Carpenter, Jr.	1	-	-
1953	None	-	-	-
1952	Carl Mazza	2	-	-
1951	Pat Summerall, Sr.	4	-	-
1950	Pat Summerall, Jr.	1	-	-

RAZORBACK FOOTBALL

2015 RAZORBACKS

2014 REVIEW

HISTORY

RECORDS

FACILITIES

U OF A



INDIVIDUAL YEARLY LEADERS

TACKLES

Year	Pos	Player	UA	AT	Total
2014	LB	Martrell Spaight, Sr.	63	65	128
2013	S	Alan Turner, Jr.	37	60	97
2012	S	Ross Rasner, Sr.	49	43	92
2011	LB	Jerry Franklin, Sr.	46	55	101
2010	LB	Jerry Franklin, Jr.	48	52	100
2009	LB	Jerry Franklin, Sr.	51	43	94
2008	LB	Jerry Franklin, Jr.	54	33	87
2007	SS	Matt Hewitt, Sr.	63	55	118
2006	LB	Sam Olajubutu, Sr.	70	45	115
2005	LB	Sam Olajubutu, Jr.	69	49	118
2004	FS	Vickiel Vaughn, Jr.	47	19	66
2003	LB	Caleb Miller, Sr.	84	49	133
2002	FS	Ken Hamlin, Jr.	97	62	159
2001	LB	Jermaine Petty, Sr.	80	60	140
2000	FS	Ken Hamlin, Jr.	57	47	104
1999	FS	Kenoy Kennedy, Sr.	58	40	98
1998	FS	Kenoy Kennedy, Jr.	66	29	95
1997	NG	Melvin Bradley, Jr.	44	27	71
1996	NG	Melvin Bradley, Sr.	51	38	89
1995	LB	Mark Smith, Jr.	60	55	115
1994	LB	Mark Smith, Sr.	35	44	79
1993	LB	Darwin Ireland, Sr.	37	56	93
1992	LB	Kevin Kempf, Jr.	51	51	102
1991	LB	Mick Thomas, Sr.	55	42	97
1990	LB	Mick Thomas, Jr.	74	62	136
1989	LB	Mick Thomas, Sr.	57	40	97
1988	LB	LaSalle Harper, Sr.	61	58	119
1987	LB	Rickey Williams, Sr.	87	53	140
1986	LB	Rickey Williams, Jr.	67	43	110
1985	LB	Nick Miller, Sr.	59	53	112
1984	LB	David Bazzel, Jr.	62	51	113
	LB	Nick Miller, Jr.	55	58	113
1983	LB	Milton Fields, Sr.	57	56	113
1982	LB	Bert Zinamon, Jr.	47	63	110
1981	LB	Teddy Morris, Sr.	46	26	72
	E	Billy Ray Smith, Jr.	50	22	72
1980	T	Richard Richardson, Sr.	40	48	88
1979	LB	Mike Massey, Sr.	46	38	84
	LB	Teddy Morris, Sr.	59	25	84
1978	LB	Larry Jackson, Sr.	64	38	102
1977	LB	Larry Jackson, Jr.	86	37	123
1976	LB	Curtis Townsend, Sr.	67	52	110
1975	T	Mike Campbell, Sr.	85	35	120
1974	T	Jon Rhiddlehoover, Sr.	58	49	107
1973	T	Jon Rhiddlehoover, Jr.	81	48	129
1972		not available			
1971		not available			
1970		not available			
1969	LB	Cliff Powell, Jr.	70	64	134
1968	LB	Cliff Powell, Sr.	72	82	154
1967	LB	Lynn Garner, Sr.	27	83	110
1966	T	Loyd Phillips, Sr.	58	39	97
1965	T	Loyd Phillips, Jr.	42	58	100
1964	LB	Ronnie Caveness, Sr.	87	68	155
1963	LB	Ronnie Caveness, Jr.	34	120	154
1962	E	Jim Grizzle, Jr.	19	65	84
1961	LB	Danny Brabham, Jr.	25	45	80
1960	LB	Wayne Harris	62	112	174

TACKLES FOR LOSS

Year	Pos	Player	TFL	Yards
2014	DE	Trey Flowers, Sr.	15.5	95
2013	DE	Trey Flowers, Jr.	13.5	58
2012	DE	Chris Smith, Jr.	13.0	70
	DE	Trey Flowers, Sr.	13.0	76
2011	LB	Alonzo Highsmith, Jr.	12.5	51
2010	LB	Jerry Franklin, Jr.	13.0	60
2009	DE	Malcolm Sheppard, Sr.	11.0	39
2008	DE	Malcolm Sheppard, Jr.	14.5	56
2007	DT	Ernest Mitchell, Jr.	10.5	46
	DE	Malcolm Sheppard, Sr.	10.5	32
2006	DE	Jamaal Anderson, Jr.	20.5	113
2005	LB	Sam Olajubutu, Jr.	14.5	40
2004	DE	Jeb Huckleba, Sr.	13.0	51
2003	LB	Caleb Miller, Sr.	15.0	38
2002	DE	Gavin Walls, Sr.	11.0	50
2001	LB	Jermaine Petty, Sr.	13.0	30
2000	LB	Quinton Caver, Sr.	10.0	36
1999	DE	Randy Garner, Jr.	13.0	50
1998	DE	Carlos Hall, Jr.	11.0	61
	LB	C.J. McLain, Sr.	11.0	55
1997	E	Geno Bell, Sr.	10.0	28
	E	Ryan Hale, Jr.	10.0	42
1996	NG	Melvin Bradley, Sr.	14.0	60
1995	E	Steven Conley, Sr.	23.0	175
1994	E	Marcus Adair, Jr.	12.0	77
	E	Steven Conley, Jr.	12.0	76
1993	E	Henry Ford, Sr.	23.0	116
1992	LB	Ray Lee Johnson, Sr.	17.0	89
1991	T	Henry Ford, Sr.	14.0	62
1990	LB	Ray Lee Johnson, Sr.	6.0	20
	NG	Owen Kelly, Sr.	6.0	28
1989	NG	Chad Rolen, Jr.	10.0	63
1988	T	Wayne Martin, Sr.	18.0	110
1987	T	Wayne Martin, Jr.	9.0	32
1986	T	Wayne Martin, Sr.	10.0	47
1985	LB	Rickey Williams, Sr.	7.0	40
	LB	David Dudley, Jr.	7.0	36
	LB	Nick Miller, Sr.	7.0	15
1984	E	Ravin Caldwell, Jr.	10.0	57
	NG	Tony Chericco, Jr.	10.0	40
1983	T	Ron Fautrot, Sr.	10.0	52
1982	E	Billy Ray Smith, Sr.	15.0	85
1981	E	Billy Ray Smith, Jr.	19.0	128
1980	E	Billy Ray Smith, Sr.	17.0	86
1979	T	Jim Elliott, Jr.	13.0	88
1978	T	Jimmy Walker, Sr.	19.0	125
1977	T	Jimmy Walker, Jr.	15.0	87
1976	E	Dennis Winston, Sr.	13.0	50
1975	E	Johnnie Meadors, Jr.	10.0	54
1974	E	Johnnie Meadors, Sr.	14.0	59

SACKS

Year	Pos	Player	Sacks	Yards
2014	DE	Trey Flowers, Sr.	6.0	71
2013	DE	Chris Smith, Sr.	8.5	71
2012	DE	Chris Smith, Jr.	9.5	65
2011	DE	Jake Bequette, Sr.	10.0	88
2010	DE	Jake Bequette, Jr.	7.0	36
2009	DE	Jake Bequette, Sr.	5.5	37
2008	DE	Malcolm Sheppard, Jr.	6.5	30
2007	LB	Freddie Fairchild, Sr.	4.5	31
2006	DE	Jamaal Anderson, Jr.	14.0	100
2005	DE	Desmond Sims, Jr.	5.5	33
2004	DE	Jeb Huckleba, Sr.	6.5	41
2003	DE	Justin Scott, Sr.	3.0	14
2002	DE	Gavin Walls, Sr.	6.0	34
2001	DT	Jermaine Brooks, Jr.	3.5	19
2000		Six players tied	2.0	-
1999	E	Randy Garner, Jr.	5.5	28
1998	LB	C.J. McLain, Sr.	7.0	48
1997	E	Ryan Hale, Jr.	5.0	26
1996	NG	Melvin Bradley, Sr.	7.0	47
1995	E	Steven Conley, Sr.	14.0	122
1994	E	Steven Conley, Jr.	7.0	63
1993	E	Henry Ford, Sr.	14.0	85
1992	DE	Ray Lee Johnson, Sr.	11.0	73
1991	E	Henry Ford, Sr.	8.0	50
1990	T	Scott Long, Sr.	4.0	16
1989	T	Scott Long, Jr.	7.0	41
1988	T	Wayne Martin, Sr.	13.0	-
1987	T	Wayne Martin, Jr.	6.5	-
1986	T	Wayne Martin, Sr.	6.0	-
1985	LB	Rickey Williams, Sr.	5.0	-
1984	E	Ravin Caldwell, Jr.	5.5	-
1983	T	Ron Fautrot, Sr.	7.0	-
	E	Marcus Adair, Jr.	7.0	51

INTERCEPTIONS

Year	Pos	Player	Int	Int Yds	TDs
2014	LB	Brooks Ellis, Sr.	2	63	0
	CB	DJ Dean, Sr.	2	9	0
	CB	Henre' Toliver, Sr.	2	46	0
	CB	Tevin Mitchell, Sr.	2	-7	0
2013	S	Alan Turner, Jr.	2	24	0
2012	S	Ross Rasner, Sr.	3	34	0
2011	S	Tramain Thomas, Sr.	5	70	0
2010	S	Tramain Thomas, Jr.	4	24	0
2009	LB	Jerry Franklin, Jr.	3	61	0
	S	Tramain Thomas, Sr.	3	37	1
2008	CB	Ramon Broadway, Sr.	2	26	0
	LB	Jerry Franklin, Jr.	2	11	0
2007	CB	Jerrell Norton, Sr.	5	174	1
2006	CB	Chris Houston, Jr.	3	129	1
	FS	Michael Grant, Jr.	3	0	0
2005	CB	Vickiel Vaughn, Sr.	4	13	0
2004	FS	Vickiel Vaughn, Jr.	2	92	0
	SS	Lerinezo Robinson, Jr.	2	29	0
	CB	Michael Coe, Sr.	2	7	0
2003	CB	Ahmad Carroll, Jr.	3	0	0
2002	FS	Ken Hamlin, Jr.	4	33	0
	CB	Lawrence Richardson, Sr.	4	25	0
2001	FS	Ken Hamlin, Sr.	3	33	0
	CB	Lawrence Richardson, Jr.	3	45	1
2000		Four with two (one TD, Eddie Jackson)			
1999	FS	Kenoy Kennedy, Sr.	3	97	0
	CB	David Barrett, Sr.	3	45	1
1998	R	Zac Painter, Sr.	5	36	0
1997	B	Jeromy Flowers, Sr.	2	36	0
	CB	Ontraia Moss, Sr.	2	19	0
	CB	Marcus Campbell, Sr.	2	(-)2	0
1996	CB	Marcus Campbell, Jr.	5	52	0
1995	CB	Spencer Brown, Sr.	5	43	0
1994	LB	Mark Smith, Sr.	2	16	0
1993	CB	Orlando Watters, Sr.	6	185	2
1992	CB	Dean Peevy, Sr.	5	37	0
1991	CB	Michael James, Sr.	5	75	1
1990	CB	Michael James, Jr.	2	21	0
1989	CB	Anthony Cooney, Sr.	3	14	0
1988	R	Patrick Williams, Jr.	6	57	1
1987	S	Steve Atwater, Jr.	4	53	1
1986	CB	Charles Washington, Sr.	5	32	0
1985	LB	David Dudley, Jr.	3	79	1
	CB	Kevin Wyatt, Sr.	3	59	1
1984	CB	Kevin Wyatt, Jr.	5	22	0
1983	S	Greg Lasker, Sr.	3	72	0
	DB	Greg Gaston, Sr.	3	7	0
	DB	Charles Washington, Jr.	3	0	0
1982	DB	Keith Burns, Sr.	4	10	0
1981	DB	Danny Walters, Jr.	4	98	1
1980	FS	Kevin Evans, Sr.	2	21	0
1979	FS	Kevin Evans, Jr.	4	54	0
1978	E	William Hampton, Sr.	3	30	0
1977	LB	Mike Massey, Sr.	3	31	0
	FB	Vaughn Lusby, Jr.	3	0	0
1976		Six with two (no TDs)			
1975	CB	Tommy Harris, Sr.	3	28	0
1974	FS	Floyd Hogan, Sr.	2	92	0
1973	CB	Rollen Smith, Jr.	4	27	0
1972	SS	Mark Hollingsworth, Sr.	4	39	0
1971	CB	Louis Campbell, Jr.	7	86	1
1970	HB	David Hogue, Jr.	6	45	1
1969	MM	Bobby Field, Jr.	4	70	0
1968	HB	Jerry Moore, Sr.	5	104	1
	HB	Gary Adams, Sr.	5	6	0
1967	HB	Tommy Trantham, Sr.	6	104	0
1966	HB	Gary Adams, Sr.	7	93	0
1965	LB	Joe Black, Jr.	4	-	-
	HB	Tommy Trantham, Sr.	4	-	-
1964	HB	Bill Gray, Sr.	3	22	0
1963	HB	Ken Hatfield, Jr.	3	45	0
1962	HB	Ken Hatfield, Sr.	3	-	-
1961	HB	Billy Moore, Jr.	3	-	-
1960		George McKinney, Jr.	2	23	0
1959		not available			
1958	HB	Don Horton, Sr.	2	24	0
		Jim Mooty, Jr.	2	8	0
1957		George Walker, Sr.	2	18	0
1956		Gerald Nesbitt, Jr.	4	95	0
1955		Don Christian, Jr.	4	83	0
1954		George Walker, Sr.	6	90	0
1953		Floyd Sagely, Sr.	3	51	0
1952		Johnny Cole, Sr.	3	33	0
		Edsel Nix, Jr.	3	13	0
1951		not available			
1950		not available			
1949		Jim Rinehart, Sr.	10	106	0
1948		Gordon Long	4	60	0



PASSES BROKEN UP

Year	Pos	Player	PBU
2014	CB	Jared Collins, So.	13
2013	S	Alan Turner, Jr.	5
	CB	Tevin Mitchell, Jr.	5
2012	S	Ross Rasner, Sr.	6
	CB	Kaelon Kelleybrew, Sr.	6
2011	S	Tramain Thomas, Sr.	6
2010	CB	Ramon Broadway, Sr.	6
2009	CB	Ramon Broadway, Jr.	4
	CB	Rudell Crim, Jr.	4
2008	CB	Ramon Broadway, So.	10
2007	FS	Michael Grant, Sr.	20
2006	CB	Chris Houston, Sr.	13
2005	CB	Michael Coe, Jr.	8
	CB	Chris Houston, So.	8
2004	LB	Sam Olajubutu, Jr.	4
2003	CB	Eddie Jackson, Sr.	10
2002	CB	Lawrence Richardson, So.	13
2001	CB	Lawrence Richardson, Fr.	20
2000	SS	D'Andre Berry, Jr.	12
1999	FS	Kenoy Kennedy, Sr.	10
1998	CB	David Barrett, Jr.	8
1997	CB	Marcus Campbell, Sr.	9
1996	CB	Marcus Campbell, Jr.	11
1995	CB	Spencer Brown, Sr.	7
1994	CB	Tracy Cantlope, Jr.	4
1993	CB	Orlando Watters, Sr.	8
1992	CB	Dean Peevy, So.	4
1991	CB	Orlando Watters, So.	6
1990	CB	Curtis Banks, Jr.	3
	CB	Pat Burris, Sr.	3
1989	S	Aaron Jackson, Jr.	10
1988	S	Steve Atwater, Sr.	9
1987	R	Odis Lloyd, Jr.	9
1986	S	Steve Atwater, So.	12
1985	S	Greg Lasker, Sr.	10
1984	S	Greg Lasker, Jr.	11
1983	CB	Greg Gaston, So.	6
	CB	Kevin Wyatt, So.	6
1982	CB	Danny Walters, Sr.	7
1981	SS	Keith Burns, Jr.	8
1980	CB	Trent Bryant, Sr.	6
1979	S	Kevin Evans, Jr.	8
1978	CB	Brad Shoup, Sr.	6
1977	SS	Howard Sampson, Sr.	7
1976		Bo Busby, Sr.	6
		Patrick Martin, Jr.	6
1975		Howard Sampson, Jr.	8
1974		Brad Thomas, Jr.	8
1973		not available	
1972		not available	
1971		not available	
1970		not available	
1969		not available	
1968	HB	Jerry Moore, So.	8
1967	HB	Tommy Trantham, Sr.	12
1966	HB	Gary Adams, So.	8
1965	MM	Mike Jordan, Jr.	9
1964	HB	Bill Gray, Sr.	9
1963	MM	Charles Daniel, Jr.	4
		Tommy Moore, Sr.	4
		Mike Parker, Sr.	4
1962	HB	Ken Hatfield, Jr.	5
		Mike Parker, Jr.	5
1961	C	Tommy Brasher, So.	5

FORCED FUMBLES

Year	Pos	Player	FF
2014	LB	Martrell Spaight, Sr.	2
	LB	Brooks Ellis, So.	2
2013	DE	Trey Flowers, Jr.	3
2012	S	Ross Rasner, Sr.	2
	CB	Tevin Mitchell, So.	2
2011	DE	Jake Bequette, Sr.	5
2010	S	Tramain Thomas, Jr.	4
2009	DE	Tenarius Wright, Fr.	3
2008	DE	Malcolm Sheppard, Jr.	2
2007	SS	Matt Hewitt, Sr.	4
2006		Three with two	2
2005	DE	Desmond Sims, Jr.	2
2004		Seven with one	1
2003	LB	Caleb Miller, Sr.	3
2002	FS	Ken Hamlin, Jr.	4
2001	FS	Ken Hamlin, So.	4
2000		Five with one	1
1999	B	Jeromy Flowers, Sr.	3
	FS	Kenoy Kennedy, Sr.	3
1998	R	Zac Painter, Sr.	3
1997	LB	C.J. McLain, Jr.	3
1996	LB	C.J. McLain, So.	2
1995	E	Geno Bell, Jr.	2
	LB	Mark Smith, Jr.	2
1994		Four with two	2
1993	E	Henry Ford, Sr.	3
1992	LB	Tyrone Chatman, Jr.	4
1991		Six players	1
1990	E	Ken Benson, Sr.	2
	FS	Ben Floor, Sr.	2
1989		Seven players with one	1
1988	T	Wayne Martin, Sr.	7
1987	T	Wayne Martin, Jr.	2
1986	T	Wayne Martin, So.	2
	T	David Schell, Jr.	2
	LB	Rickey Williams, Jr.	2
1985	T	Rodney Beachum, Sr.	4
1984	R	Nathan Jones, Sr.	4
	LB	Nick Miller, Sr.	4

FUMBLE RECOVERIES

Year	Pos	Player	FR
2014	DT	Darius Philon, So.	3
2013	LB	Jarrett Lake, Sr.	1
	DE	Chris Smith, Sr.	1
	S	Rohan Gaines, So.	1
	LB	Austin Jones, Sr.	1
	DE	Deatrich Wise Jr., Fr.	1
	DE	Brandon Lewis, Fr.	1
2012	LB	Alonzo Highsmith, Sr.	1
	DT	Byran Jones, Jr.	1
	DT	Jared Green, Sr.	1
	CB	Will Hines, Fr.	1
	DE	Colton Miles-Nash, Sr.	1
2011	LB	Jerry Franklin, Sr.	2
2010	S	Tramain Thomas, Jr.	2
	CB	Darius Winston, So.	2
	LB	Freddy Burton, Sr.	2
2009	CB	Ramon Broadway, Jr.	3
2008	LB	Jerry Franklin, Fr.	2
2007	SS	Matt Hewitt, Sr.	3
2006	CB	Jerrell Norton, Fr.	2
2005	DT?	Keith? Jackson, Jr.	3
2004	LB	Pierre Brown, Jr.	2
	CB	Dallas Washington, Jr.	2
2003		Seven players with two	2
2002		Four players with two	2
2001	FS	Ken Hamlin, So.	3
2000	DE	Carlos Hall, Jr.	2
1999	CB	Orlando Green, So.	2
	FS	Kenoy Kennedy, Sr.	2
	T	Sacha Lancaster, So.	2
1998	E	D.J. Cooper, Jr.	2
	CB	Rossi Morreale, So.	2
	LB	Harry Wilson, Sr.	2
1997	NG	Melvin Bradley, Jr.	4
1996	E	D.J. Cooper, Fr.	2
	LB	C.J. McLain, So.	2
1995	E	Marcus Adair, Sr.	2
1994	LB	Don Bray, Jr.	2
	E	Steven Conley, Jr.	2
	FS	Del Delco, Jr.	2
1993	T	Henry Ford, Sr.	2
1992	LB	Darwin Ireland, Jr.	2
	NG	Owen Kelly, Sr.	2
	SS	Mike Nunnerley, Fr.	2
1991	CB	Michael James, Sr.	3
1990	LB	Darwin Ireland, Fr.	5
1989	R	Kirk Collins, So.	2
1988	T	Wayne Martin, Sr.	3
1987		Seven players	1
1986	NG	Tony Chericco, Jr.	2
	LB	Kerry Owens, So.	2
1985	T	Rodney Beachum, Sr.	2
1984	DE	Ravin Caldwell, Jr.	4
1983	T	Ron Faurot, Sr.	3
1982	T	Earl Buckingham, Sr.	3
1981	LB	Steve Douglas, Jr.	3
1980	LB	Jeff Goff, Jr.	3
	LB	Ed Jackson, So.	3
	E	Billy Ray Smith, So.	3
1979	DB	Trent Bryant, Jr.	3
	E	Jeff Goff, So.	3
1978	T	Dan Hampton, Sr.	3
	LB	Mike Massey, Jr.	3
	T	Dale White, Sr.	3
1977	T	Jimmy Walker, Jr.	3
1976	T	Dale White, So.	4
	E	Dennis Winston, Sr.	4
1975	E	Johnnie Meadors, Jr.	6
1974	E	Ivan Jordan, Jr.	5
1973		not available	
1972		not available	
1971		not available	
1970		not available	
1969		not available	
1968	T	Gordon McNulty, Jr.	4
1967	HB	Gary Adams, Jr.	3
	MG	David Cooper, Sr.	3
	LB	Lynn Garner, So.	3
1966	T	Loyd Phillips, Sr.	3
1965	LB	Joe Black, Jr.	4
1964	MG	Jimmy Johnson, Sr.	3
1963	T	Jim Williams, So.	4
1962		Billy Moore, Sr.	4
1961	G	Ray Trail, Jr.	4

RAZORBACK FOOTBALL

2015 RAZORBACKS

2014 REVIEW

HISTORY

RECORDS

FACILITIES

U OF A



TOTAL OFFENSE

Year	Player	Rush Att.	Rush Yds	Rush TDs	Pass Att	Pass Comp	Pct	Pass Yds	Pass TDs	Int	Tot Plays	Tot Yds	Tot TDs
2014	Brandon Allen, Jr.	42	0	2	339	190	.560	2285	20	5	381	2285	22
2013	Brandon Allen, So.	29	29	1	258	128	.496	1552	13	10	287	1581	14
2012	Tyler Wilson, Sr.	41	7	0	401	249	.621	3387	21	13	442	3394	21
2011	Tyler Wilson, Jr.	60	-3	4	438	277	.632	3638	24	6	498	3635	28
2010	Ryan Mallett, Jr.	44	-74	4	411	266	.647	3869	32	12	455	3795	36
2009	Ryan Mallett, So.	58	-29	2	403	225	.558	3624	30	7	461	3595	32
2008	Casey Dick, Sr.	72	-51	3	357	205	.574	2586	13	14	429	2535	16
2007	Darren McFadden, Jr.	325	1830	16	11	6	.545	123	4	0	336	1953	20
2006	Darren McFadden, So.	284	1647	14	9	7	.778	69	3	1	293	1716	17
2005	Darren McFadden, Fr.	176	1113	11	0	0	.000	0	0	0	176	1113	11
2004	Matt Jones, Sr.	83	622	6	264	151	.572	2073	15	12	347	2695	21
2003	Matt Jones, Jr.	96	707	8	230	132	.574	1917	18	7	326	2624	26
2002	Matt Jones, So.	129	614	5	234	122	.521	1592	16	8	363	2206	21
2001	Zak Clark, So.	22	-42	0	179	88	.492	1000	6	4	201	958	6
2000	Robby Hampton, So.	29	-19	1	261	145	.556	1548	13	8	290	1529	14
1999	Clint Stoerner, Sr.	27	-60	2	317	177	.558	2293	19	10	344	2233	21
1998	Clint Stoerner, Jr.	51	-57	1	312	167	.535	2629	26	8	363	2572	27
1997	Clint Stoerner, So.	81	-267	2	357	173	.485	2347	12	13	438	2080	14
1996	Pete Burks, So.	92	74	2	224	115	.513	1464	6	9	316	1464	8
1995	Barry Lunney Jr., Sr.	112	65	3	292	180	.616	2206	12	10	404	2246	15
1994	Barry Lunney Jr., Jr.	91	40	2	183	101	.552	1345	11	6	274	1385	13
1993	Barry Lunney Jr., So.	74	140	2	202	104	.515	1241	6	7	276	1381	8
1992	Barry Lunney Jr., Fr.	40	-140	0	189	91	.481	1015	4	5	229	875	4
1991	Jason Allen, Fr.	47	98	0	102	48	.471	603	6	6	149	701	6
1990	Quinn Grovey, Sr.	104	326	5	235	120	.511	1886	18	10	339	2212	23
1989	Quinn Grovey, Jr.	120	565	8	131	72	.550	1149	5	9	251	1714	13
1988	Quinn Grovey, So.	110	515	7	98	62	.633	966	4	3	208	1481	11
1987	James Rouse, Jr.	182	1004	17	0	0	.000	0	0	0	182	1004	17
1986	Greg Thomas, Jr.	141	461	8	109	67	.615	1032	6	1	250	1493	14
1985	Greg Thomas, So.	118	365	1	72	33	.458	554	4	2	190	919	5
1984	Brad Taylor, Sr.	109	135	5	147	82	.558	1166	7	11	256	1301	12
1983	Brad Taylor, Jr.	91	-31	3	257	139	.541	1837	9	8	348	1806	12
1982	Brad Taylor, So.	74	108	3	141	59	.418	1073	6	9	215	1181	9
1981	Tom Jones, Jr.	68	219	3	109	60	.551	684	7	7	177	903	10
1980	Tom Jones, So.	95	178	3	166	93	.560	1161	6	8	261	1339	9
1979	Kevin Scanlon, Sr.	120	248	7	139	92	.662	1212	9	6	259	1460	16
1978	Ron Calcagni, Sr.	153	448	11	103	62	.602	807	4	5	256	1255	15
1977	Ron Calcagni, Jr.	125	546	4	137	73	.533	1147	10	7	262	1693	14
1976	Ben Cowins, So.	183	1162	7	0	0	.000	0	0	0	183	1162	7
1975	Ike Forte, Sr.	174	983	10	0	0	.000	0	0	0	174	983	10
1974	Ike Forte, Jr.	187	974	9	0	0	.000	0	0	0	187	974	9
1973	Dickey Morton, Sr.	226	1298	5	0	0	.000	0	0	0	226	1298	5
1972	Joe Ferguson, Sr.	73	68	2	254	119	.469	1484	9	15	327	1552	11
1971	Joe Ferguson, Jr.	63	39	6	271	160	.590	2203	11	12	334	2242	17
1970	Bill Montgomery, Sr.	86	157	6	195	110	.570	1662	10	9	281	1819	16
1969	Bill Montgomery, Jr.	92	66	3	173	93	.538	1333	9	7	265	1399	12
1968	Bill Montgomery, So.	116	239	4	234	134	.572	1595	10	8	350	1834	14
1967	Ronnie South, Sr.	55	-38	0	142	84	.592	1159	11	8	197	1121	11
1966	Jon Brittenum, Sr.	81	168	1	143	76	.531	1103	7	7	224	1271	8
1965	Jon Brittenum, Jr.	81	224	6	149	75	.503	1103	8	7	230	1327	14
1964	Fred Marshall, Sr.	104	438	3	94	50	.532	656	4	8	198	1094	7
1963	Bill Gray, Jr.	51	36	5	79	34	.430	483	4	5	130	519	9
1962	Billy Moore, Sr.	131	585	14	91	51	.560	673	5	2	222	1258	19
1961	George McKinney, Sr.	68	244	4	68	32	.471	426	6	5	136	670	10
1960	George McKinney, Jr.	84	193	1	90	39	.433	728	9	6	174	921	10
1959	Jim Mooty, Sr.	93	519	5	0	0	.000	0	0	0	93	519	5
1958	James Monroe, Jr.	67	174	3	96	41	.427	512	3	8	163	686	6
1957	George Walker, Sr.	34	84	3	63	35	.556	587	4	4	97	671	7
1956	Don Christian, Jr.	96	412	5	53	18	.340	260	2	0	149	672	7
1955	Henry Moore, Sr.	134	701	3	0	0	.000	0	0	0	134	701	3
1954	George Walker, So.	79	301	7	85	45	.529	603	4	9	164	904	11
1953	Lamar McHan, Sr.	143	409	4	150	78	.520	1107	8	11	293	1516	12
1952	Lamar McHan, Jr.	62	162	4	136	55	.404	743	5	17	198	905	9
1951	Lamar McHan, So.	127	433	4	135	53	.393	724	6	14	262	1157	10
1950	Jim Rinehart, Jr.	72	142	2	139	59	.424	756	3	15	211	898	5
1949	Geno Mazzanti, Sr.	123	757	3	0	0	.000	0	0	0	123	757	3
1948	Clyde Scott	95	670	6	20	9	.450	198	2	2	115	868	8
1947	Clyde Scott	152	659	6	41	14	.341	258	2	1	193	917	8
1946	Ken Holland	112	397	2	44	-	-	242	2	N	156	639	4
1938	Kay Eakin	119	482	4	193	78	.404	962	5	18	312	1344	9
1937	Jack Robbins	57	195	4	130	49	.377	780	8	18	187	910	12
1936	Jack Robbins	73	315	2	104	54	.519	554	4	7	177	869	6
1935	Jack Robbins	61	345	4	152	95	.625	1219	7	7	213	1564	11

RUSHING ATTEMPTS

GAME		
1.	85	TCU (475 yards) 1980
2.	81	at Rice (421 yards) 1981
3.	80	at Ole Miss (370 yards) 2001
	80	Utah State (385 yards) 1975
5.	78	Tulsa (344 yards) 1987
6.	77	Colorado State (410 yards) 1974
	77	Oklahoma State (349 yards) 1969
8.	75	at Houston (296 yards) 1988
	75	TCU (316 yards) 1986
	75	Texas A&M (266 yards) 1984
	75	Texas Tech (527 yards) 1978
	75	Tulsa (365 yards) 1974

SEASON

1.	753	3196 yards in 11 games	1987
2.	685	2922 yards in 11 games	1985
3.	680	3456 yards in 11 games	1989
4.	677	3119 yards in 11 games	1978
5.	674	2898 yards in 11 games	1974
6.	668	2721 yards in 11 games	1986
7.	659	3523 yards in 11 games	1975
8.	644	2348 yards in 11 games	1982
9.	643	3065 yards in 14 games	2002
10.	640	2420 yards in 11 games	1984

RUSHING YARDS

GAME		
1.	594	Pittsburg (Kan.) State (54 rushes) 1936
2.	541	Florida International (58 rushes) 2007
3.	527	TCU (75 rushes) 1978
4.	512	SMU (73 rushes) 1977
5.	503	Northwestern (La.) State (47 rushes) 1947
6.	502	New Mexico (71 rushes) 1987
7.	501	Air Force (62 rushes) 1975
8.	495	Nicholls (40 rushes) 2014
9.	493	Missouri State (51 rushes) 2005
10.	475	TCU (85 rushes) 1980

SEASON

1.	3,725	625 rushes in 13 games	2007
2.	3,523	659 rushes in 11 games	1975
3.	3,456	680 rushes in 11 games	1989
4.	3,199	539 rushes in 14 games	2006
5.	3,196	753 rushes in 12 games	1987
6.	3,145	626 rushes in 13 games	2003
7.	3,119	677 rushes in 11 games	1978
8.	3,065	643 rushes in 14 games	2002
9.	3,011	604 rushes in 11 games	1977
10.	2,922	685 rushes in 11 games	1985

RUSHING YARDS PER GAME

SEASON

1.	320.3	3523 yards in 11 games	1975
2.	314.2	3456 yards in 11 games	1989
3.	286.5	3725 yards in 13 games	2007
4.	283.5	3119 yards in 11 games	1978
5.	273.7	3011 yards in 11 games	1977
6.	266.3	3196 yards in 12 games	1987
7.	265.6	2922 yards in 11 games	1985
8.	263.4	2898 yards in 11 games	1974
9.	247.4	2721 yards in 11 games	1986
10.	246.7	2714 yards in 11 games	1988

YARDS PER RUSH

GAME

1.	12.38	Nicholls (40 for 495 yards)	2014
2.	11.00	Pittsburg (Kan.) State (54 for 594 yards)	1936
3.	10.70	Northwestern (La.) State (47 for 503 yards)	1947
4.	9.73	Eastern Michigan (30 for 292 yards)	2009
5.	9.50	Missouri State (51 for 483 yards)	2005
6.	9.47	at Auburn (45 for 426 yards)	2002
7.	9.33	South Carolina (58 for 541 yards)	2007
8.	9.29	Southeast Missouri (41 for 381 yards)	2006
9.	8.46	Tennessee (30 for 254)	2011
10.	8.28	Louisiana-Monroe (40 for 331 yards)	2006

SEASON

1.	5.96	625 for 3725 yards	2007
2.	5.94	539 for 3199 yards	2006
3.	5.35	659 for 3523 yards	1975
4.	5.28	474 for 2504 yards	2013
5.	5.08	557 for 2834 yards	2014
6.	5.08	680 for 3456 yards	1989
7.	5.02	626 for 3145 yards	2003
8.	5.00	481 for 2386 yards	2005
9.	4.99	604 for 3011 yards	1977
10.	4.77	643 for 3065 yards	2002



Felix Jones teamed with Darren McFadden and Peyton Hillis in 2007 to create the most prolific rushing attack in Razorback history. The trio helped Arkansas rush for 3,725 yards on just 625 carries (5.96 avg.), setting school records for total rushing yards and yards per rush.



PASS ATTEMPTS

GAME	COMPLETIONS	ATTEMPTS	YEAR
1.	59	at Texas A&M (29 completions)	2012
2.	53	LSU (31 completions)	2012
	53	Alabama (24 completions)	1999
4.	51	Texas A&M (30 completions)	2011
	51	Texas A&M (31 completions)	1971
6.	49	at Auburn (35 completions)	2010
	49	at Kentucky (25 completions)	1999
8.	48	Vanderbilt (28 completions)	2010
9.	47	Ohio State (24 completions)	2011
	47	Wichita State (26 completions)	1969

SEASON

1.	471	299 completions	2011
2.	465	301 completions	2010
3.	459	272 completions	2012
4.	443	253 completions	2008
5.	439	247 completions	2009
6.	371	204 completions	1999
7.	370	177 completions	1997
8.	359	199 completions	2014
9.	352	178 completions	2000
10.	321	170 completions	1998

PASS COMPLETIONS

GAME	COMPLETIONS	ATTEMPTS	YEAR
1.	35	at Auburn (49 attempts)	2010
2.	33	Mississippi State (45 attempts)	2011
3.	31	LSU (53 attempts)	2012
	31	Texas A&M (51 attempts)	1971
5.	30	Texas A&M (51 attempts)	2011
	30	Missouri State (41 attempts)	2009
7.	29	at Texas A&M (59 attempts)	2012
8.	28	Georgia (45 attempts)	2014
	28	Missouri State (35 attempts)	2011
	28	Vanderbilt (48 attempts)	2010
	28	ULM (43 attempts)	2010

SEASON

1.	301	465 attempts	2010
2.	299	471 attempts	2011
3.	272	459 attempts	2012
4.	253	443 attempts	2008
5.	247	439 attempts	2009
6.	204	371 attempts	1999
7.	199	359 attempts	2014
8.	183	300 attempts	1995
9.	179	313 attempts	2007
10.	178	352 attempts	2000

COMPLETION PERCENTAGE

SEASON	COMPLETIONS	ATTEMPTS	YEAR
1.	.647	301 of 465	2010
2.	.639	122 of 191	1979
3.	.635	299 of 471	2001
4.	.610	183 of 300	1995
5.	.600	78 of 130	1986
6.	.593	272 of 459	2012
7.	.580	170 of 293	1971
8.	.574	116 of 202	1967
9.	.572	179 of 313	2007
10.	.571	253 of 443	2008
	.571	72 of 126	1987

PASSING YARDS

GAME	YARDS	ATTEMPTS	YEAR
1.	510	Texas A&M (30-51, 3 TD, 0 INT)	2011
2.	447	Missouri State (30-41, 3 TD, 1 INT)	2009
3.	428	at Auburn (35-49, 5 TD, 2 INT)	2010
4.	419	Rutgers (20-39, 3 TD, 2 INT)	2012
5.	417	Vanderbilt (28-48, 3 TD, 0 INT)	2010
6.	408	Georgia (21-39, 5 TD, 0 INT)	2009
7.	405	Troy (23-30, 5 TD, 1 INT)	2009
8.	400	Jacksonville State (23-34, 3 TD, 0 INT)	2012
	400	ULM (28-43, 3 TD, 1 INT)	2010
10.	387	at LSU (18-38, 2 TD, 0 INT)	1997

SEASON

1.	4,338	301 of 465	2010
2.	3,909	299 of 471	2011
3.	3,842	247 of 439	2009
4.	3,618	272 of 459	2012
5.	3,115	253 of 443	2008
6.	2,668	170 of 321	1998
7.	2,576	204 of 371	1999
8.	2,462	167 of 304	2003
9.	2,448	160 of 284	1970
10.	2,444	199 of 359	2014

PASSING YARDS PER GAME

SEASON	YARDS	ATTEMPTS	YEAR
1.	333.7	4338 in 13 games	2010
2.	301.5	3618 in 12 games	2012
3.	300.7	3909 in 13 games	2011
4.	278.8	3624 in 13 games	2009
5.	259.6	3115 in 12 games	2008
6.	242.5	2668 in 11 games	1998
7.	234.2	2576 in 11 games	1999
8.	225.5	2448 in 11 games	1970
9.	218.9	3065 in 14 games	2002
10.	216.5	2381 in 11 games	1997

PASSING YARDS PER ATTEMPT

SEASON	YARDS	ATTEMPTS	YEAR
1.	9.45	112 for 1058	1957
2.	9.43	130 for 1226	1986
3.	9.33	465 for 4338	2010
4.	9.32	120 for 1118	1985
5.	8.99	403 for 3624	2009
6.	8.96	164 for 1470	1989
7.	8.70	180 for 1566	1988
8.	8.62	284 for 2448	1970
9.	8.31	321 for 2668	1998
10.	8.30	471 for 3909	2011

TOUCHDOWN PASSES

GAME	TOUCHDOWNS	YEAR	
1.	6	Pittsburg (Kan.) State	1936
2.	5	Kentucky	2012
	5	UTEP	2010
	5	at Auburn	2010
	5	Mississippi State	2009
	5	Troy	2009
	5	Georgia	2009
	5	Mississippi St.	2007
	5	Vanderbilt	1994
10.	4	Nicholls	2014
	4	at Ole Miss	2007
	4	Louisiana-Monroe	2004
	4	at LSU	2001
	4	Louisiana-Monroe	2000
	4	at SMU	1967
	4	at TCU	1972
	4	Ole Miss	1937
	4	Rice	1983

SEASON

1.	36	2010
2.	32	2009
3.	26	2011
	26	1998
5.	24	2007
6.	23	2012
	23	2006
8.	21	2014
	21	1999
10.	20	2003



TOTAL PLAYS

GAME

1.	110	Wichita State (63 rushes, 47 passes, 545 yards, 4 TD)	1969
2.	107	Okla. St. (77 rushes, 30 passes, 500 yds, 6 TD)	1969
	107	at Rice (81 rushes, 26 passes, 620 yds, 5 TD)	1981
4.	106	at Miss (80 rushes, 26 passes, 531 yards, 8 TD)	2001
5.	99	at Kentucky (71 rushes, 28 passes, 9 TD)	2003
6.	98	at Texas A&M (39 rushes, 59 passes, 515 yards, 1 TD)	2012
7.	97	at Houston (56 rushes, 41 passes, TD)	1990
	97	TCU (85 rushes, 12 passes, 610 yds, 6 TD)	1980
9.	95	Texas Tech (60 rushes, 35 passes, TD)	1990
	95	TCU (75 rushes, 20 passes, 4 TD)	1986

SEASON

1.	942	643 rushes, 299 passes, 40 TD	2002
2.	938	625 rushes, 313 passes, 57 TD	2007
3.	930	626 rushes, 304 passes, 54 TD	2003
4.	916	557 rushes, 359 passes, 52 TD	2014
5.	893	644 rushes, 249 passes, 33 TD	1982
6.	886	421 rushes, 465 passes, 58 TD	2010
7.	883	412 rushes, 471 passes, 51 TD	2011
8.	879	753 rushes, 126 passes, 34 TD	1987
9.	875	582 rushes, 293 passes, 43 TD	1971
10.	857	571 rushes, 286 passes, 50 TD	1970

TOTAL YARDS

GAME

1.	859	Pittsburg (Kan.) St. (594 rush, 265 pass, 86 plays, 8 TD)	1936
2.	713	North Texas (446 rush, 267 pass, 80 plays, 8 TD)	2007
3.	684	Nicholls (495 rush, 189 pass, 54 plays, 10 TD)	2014
4.	658	at TCU (296 rush, 362 pass, 83 plays, 7 TD)	1970
5.	650	S. Carolina (541 rush, 109 pass, 69 plays, 7 TD)	2007
6.	647	Houston (391 rush, 256 pass, TD)	1989
7.	632	New Mexico (259 rush, 373 pass, 81 plays, 6 TD)	2011
8.	620	UTEP (366 rush, 254 pass, TD)	1989
	620	at Rice (421 rush, 199 pass, 107 plays, 5 TD)	1981
10.	613	SMU (512 rush, 101 pass, 82 plays, 6 TD)	1977

SEASON

1.	6,273	1935 rushing, 4338 passing, 58 TD	2010
2.	5,850	3725 rushing, 2125 passing, 57 TD	2007
3.	5,695	1786 rushing, 3909 passing, 51 TD	2011
4.	5,607	3145 rushing, 2462 passing, 54 TD	2003
5.	5,555	1713 rushing, 3842 passing, 55 TD	2009
6.	5,292	3199 rushing, 2093 passing, 49 TD	2006
7.	5,278	2834 rushing, 2444 passing, 52 TD	2014
8.	5,042	1424 rushing, 3618 passing, 35 TD	2012
9.	4,950	3065 rushing, 1885 passing, 40 TD	2002
10.	4,926	3456 rushing, 1470 passing, 41 TD	1989

TOTAL YARDS PER GAME

SEASON

1.	482.5	6273 in 13 games	2010
2.	450.0	5850 in 13 games	2007
3.	447.8	4926 in 11 games	1989
4.	445.3	4898 in 11 games	1971
5.	438.1	5695 in 13 games	2011
6.	431.3	5607 in 13 games	2003
7.	427.3	5555 in 13 games	2009
8.	420.2	5042 in 12 games	2012
9.	414.9	4564 in 11 games	1970
10.	412.9	4542 in 11 games	1977

TOTAL YARDS PER PLAY

GAME

1.	12.67	Nicholls (54 for 684 yards)	2014
2.	10.76	Northwestern (La.) State (49 for 527 yards)	1947
3.	10.33	Eastern Michigan (57 for 589 yards)	2009
4.	9.99	Pittsburg (Kan.) State (86 for 859 yards)	1936
5.	9.42	South Carolina (69 for 650 yards)	2007
6.	9.10	Troy (61 for 592 yards)	2009
7.	8.95	Tennessee Tech (58 for 519 yards)	2010
8.	8.91	North Texas (80 for 713 yards)	2007
9.	8.76	North Texas (62 for 543 yards)	1965
10.	8.75	Tennessee (57 for 499 yards)	2011

SEASON

1.	7.08	886 for 6273 yards	2010
2.	6.66	834 for 5555 yards	2009
3.	6.45	883 for 5695 yards	2011
4.	6.29	841 for 5292 yards	2006
5.	6.24	938 for 5850 yards	2007
6.	6.10	826 for 5042 yards	2012
7.	6.03	930 for 5607 yards	2003
8.	5.84	844 for 4926 yards	1989
9.	5.80	753 for 4377 yards	2004
10.	5.76	916 for 5278 yards	2014
	5.76	752 for 4333 yards	1998

RUSHING FIRST DOWNS

GAME

1.	29	TCU	1980
2.	24	at Texas Tech	2014
	24	Oklahoma State	1969
4.	23	North Texas State	1971
5.	22	South Carolina	2007
	22	at Ole Miss	2001
7.	21	Northwestern (La.) State	1961
	21	at SMU	1959
9.	20	Missouri State	2005
	20	Rice	1956

SEASON

1.	183	1989
	183	1987
3.	172	1978
4.	165	2007
5.	157	1986
	157	1985
7.	156	1975
8.	153	1974
9.	152	1971
10.	150	2002

PASSING FIRST DOWNS

GAME

1.	19	Mississippi State	2011
	19	Texas A&M	2011
	19	at Auburn	2010
	19	ULM	2010
	19	Troy	2009
	19	Missouri State	2009
7.	18	New Mexico	2011
	18	LSU	2012
9.	17	Missouri State	2011
	17	Western Illinois	2008

SEASON

1.	173	2010
2.	166	2011
3.	147	2009
4.	142	2012
5.	134	2008
6.	120	2014
7.	117	2003
8.	111	1999
9.	107	1970
10.	105	1998

TOTAL FIRST DOWNS

GAME

1.	37	at TCU	1980
2.	34	New Mexico	2011
	34	South Florida	2002
	34	Navy	1982
	34	at Rice	1981
	34	Oklahoma State	1969
7.	32	at Texas Tech	2014
	32	Ole Miss	2001
	32	Wichita State	1969
10.	31	UTEP	2010
	31	North Texas	2007

SEASON

1.	291	105 rush, 173 pass, 13 penalty	2010
2.	288	146 rush, 120 pass, 22 penalty	2014
3.	279	93 rush, 166 pass, 20 penalty	2011
4.	273	165 rush, 97 pass, 11 penalty	2007
	273	142 rush, 117 pass, 14 penalty	2003
6.	269	152 rush, 103 pass, 14 penalty	1971
7.	261	183 rush, 69 pass, 9 penalty	1989
8.	255	150 rush, 87 pass, 18 penalty	2002
9.	254	89 rush, 147 pass, 18 penalty	2009
10.	253	88 rush, 142 pass, 23 penalty	2012



TEAM PUNTING/RETURN RECORDS

TOTAL PUNTS

GAME		
1.	13	Oklahoma State 1946
2.	12	TCU (442 for 36.8 average) 1959
3.	11	at SMU (506 for 46.0 average) 1965
4.	10	at Alabama (358 for 35.8 average) 2009
	10	UNLV (434 for 43.4 average) 2001
	10	at Texas A&M (379 for 37.9 average) 1987
	10	Texas Tech (495 for 49.5 average) 1986
	10	at Rice (349 for 34.9 average) 1963
	10	Tulsa (301 for 30.1 average) 1961
	10	Texas (350 for 35.0 average) 1959
	10	at Baylor (330 for 33.0 average) 1955

SEASON

1.	76	40.5 average	1992
2.	74	36.9 average	2002
3.	73	37.5 average	1955
4.	70	36.7 average	1957
5.	69	40.3 average	1996
6.	68	42.2 average	1991
	68	36.8 average	1958
	68	37.9 average	1949
9.	67	42.5 average	2001
	67	41.7 average	2000
	67	38.1 average	1950

PUNTING YARDS

GAME		
1.	506	SMU (11 punts) 1965
2.	495	Texas Tech (10 punts) 1986
3.	442	TCU (12 punts) 1959
4.	434	UNLV (10 punts) 2001
5.	419	Texas A&M (8 punts) 1976
6.	401	Houston (8 punts) 1983
7.	389	Alabama (8 punts) 2002
8.	387	at Baylor (9 punts) 1986
9.	379	at Texas A&M (10 punts) 1987
10.	378	at Texas (9 punts) 1976

SEASON

1.	3,075	76 for 40.5 average	1992
2.	2,867	68 for 42.2 average	1991
3.	2,848	67 for 42.5 average	2001
4.	2,801	65 for 43.1 average	1976
5.	2,793	67 for 41.7 average	2000
6.	2,791	64 for 43.6 average	1983
7.	2,777	69 for 40.3 average	1996
8.	2,737	73 for 37.5 average	1955
9.	2,729	74 for 36.9 average	2002
10.	2,577	68 for 37.9 average	1949

PUNTING AVERAGE

GAME		
1.	61.0	at Texas (3 punts) 1980
2.	59.0	at Baylor (2 punts) 1988
3.	58.3	Tulsa (3 punts) 2012
4.	54.0	Texas A&M (1 punt) 1959
5.	53.5	vs. South Carolina (4 punts) 2013
6.	52.5	at TCU (2 punts) 1985
7.	52.4	Texas A&M (8 punts) 1976
8.	52.3	at Rice (3 punts) 1977
9.	52.0	Texas A&M (1 punt) 1959
10.	51.5	at LSU (4 punts) 2013
	51.5	at Texas A&M (2 punts) 1977

SEASON

1.	46.2	54 for 2493 yards	1986
2.	45.3	53 for 2400 yards	2001
3.	44.9	51 for 2234 yards	1984
4.	44.7	54 for 2416 yards	2012
5.	44.3	48 for 2127 yards	1977
6.	43.6	64 for 2791 yards	1983
7.	43.3	54 for 2340 yards	1980
8.	43.1	65 for 2801 yards	1976
9.	43.0	37 for 1590 yards	1975
10.	42.6	58 for 2468 yards	2008
	42.6	54 for 2301 yards	1985

TOTAL PUNT RETURNS

GAME		
1.	9	North Texas (165 yards) 1971
	9	Rice (89 yards) 1964
3.	8	Missouri State (188 yards) 2011
	8	at Ole Miss (53 yards) 1985
	8	at Texas Tech (130 yards) 1979
	8	TCU (107 yards) 1967
	8	Tulsa (137 yards) 1961
8.	7	Baylor (110 yards) 1970
	7	Wichita State (159 yards) 1969
	7	TCU (59 yards) 1968
	7	Oklahoma State (33 yards) 1967
	7	Tulsa (95 yards) 1957

SEASON

1.	45	700 yards	1950
2.	44	544 yards	1985
3.	43	319 yards	1982
	43	423 yards	1957
5.	41	300 yards	1992
6.	40	305 yards	1977
7.	37	439 yards	2002
	37	433 yards	1967
9.	36	247 yards	1994
	36	291 yards	1979

PUNT RETURN YARDAGE

GAME		
1.	188	Missouri State (8 returns) 2011
2.	165	North Texas (9 returns) 1971
3.	159	Wichita State (7 returns) 1969
4.	144	Ole Miss (4 returns) 2010
5.	137	Tulsa (8 returns) 1961
6.	127	at Kentucky (5 returns) 2003
7.	110	Baylor (7 returns) 1970
8.	107	TCU (8 returns) 1967
9.	95	Tulsa (7 returns) 1957

SEASON

1.	700	45 returns	1950
2.	544	44 returns	1985
3.	536	27 returns	1948
4.	534	32 returns	1964
5.	463	33 returns	1962
6.	441	34 returns	2003
7.	439	37 returns	2002
8.	433	37 returns	1967
9.	423	43 returns	1957
10.	421	26 returns	1963

PUNT RETURN AVERAGE

SEASON			
1.	19.85	27 for 536 yards	1948
2.	16.69	32 for 534 yards	1964
	16.19	26 for 421 yards	1963
4.	15.96	25 for 399 yards	1955
5.	15.56	45 for 700 yards	1950
6.	15.55	20 for 311 yards	2010
7.	15.00	27 for 405 yards	1966
8.	14.75	28 for 413 yards	1960
9.	14.03	33 for 463 yards	1962
10.	13.67	12 for 164 yards	1954



TOTAL KICKOFF RETURNS

GAME			
1.	10	at Auburn (179 yards)	2010
2.	8	Alabama (184 yards)	2008
	8	at LSU (103 yards)	2003
	8	Minnesota (128 yards)	2002
	8	at Tennessee (161 yards)	2000
	8	at Tulsa (222 yards)	1952
7.	7	at Alabama (129 yards)	2013
	7	at Mississippi State (108 yards)	2012
	7	LSU (109 yards)	2008
	7	Missouri (168 yards)	2007
	7	at Tennessee (117 yards)	2007
	7	at Georgia (125 yards)	2001
	7	Boise State (135 yards)	2000

SEASON

1.	54	1047 yards	2010
	54	1283 yards	2009
3.	53	1004 yards	1990
4.	52	1104 yards	2008
5.	51	1125 yards	2007
6.	44	872 yards	1952
7.	42	974 yards	2011
	42	872 yards	2002
9.	41	867 yards	2001
	41	688 yards	1987

KICKOFF RETURN YARDAGE

GAME			
1.	222	at Tulsa (8 returns)	1952
2.	200	Hardin-Simmons (2 returns)	1958
3.	197	Alabama (6 returns)	2002
4.	194	Stanford (6 returns)	1970
5.	184	Alabama (8 returns)	2008
	184	Southern California (6 returns)	2005
7.	179	at Auburn (10 returns)	2010
8.	178	South Carolina (4 returns)	2011
9.	168	Missouri (7 returns)	2007
10.	163	Troy (4 returns)	2007

SEASON

1.	1,283	54 returns	2009
2.	1,125	51 returns	2007
3.	1,104	52 returns	2008
4.	1,047	54 returns	2010
5.	1,004	53 returns	1990
6.	974	42 returns	2011
7.	965	33 returns	2005
8.	921	37 returns	2006
9.	872	42 returns	2002
	872	44 returns	1952

KICKOFF RETURN AVERAGE

SEASON			
1.	29.20	33 for 965 yards	2005
2.	25.48	29 for 739 yards	1992
3.	25.70	24 for 617 yards	2014
4.	24.89	37 for 921 yards	2006
5.	24.74	19 for 470 yards	1962
6.	23.75	54 for 1283 yards	2009
7.	23.19	42 for 974 yards	2011
8.	23.00	26 for 598 yards	1986
9.	22.29	24 for 535 yards	1980
10.	22.26	23 for 512 yards	1971

TOTAL POINTS

GAME			
1.	100	Southwest Missouri State (100-0)	1911
2.	82	Oklahoma Mines (82-0)	1916
3.	73	Nicholls (73-7)	2014
	73	Texas Southwestern (73-0)	1928
5.	72	Ouachita College (72-0)	1908
6.	71	at Kentucky (71-63 70T)	2003
7.	66	North Texas (66-7)	2007
8.	65	Drury College (65-6)	1911
9.	64	Northwestern (La.) State (64-0)	1947
10.	63	Eastern Michigan (63-27)	2009
	63	Southeast Missouri State (63-7)	2006
	63	New Mexico State (63-13)	2004
	63	Pacific (63-14)	1988
	63	Hendrix State (63-0)	1933
	63	Henderson State (63-0)	1910

SEASON

1.	485	13 games	2007
2.	478	13 games	2011
3.	474	13 games	2010
4.	468	13 games	2009
5.	436	13 games	2003
6.	415	13 games	2014
7.	404	14 games	2006
8.	402	11 games	1970
9.	390	12 games	1998
10.	389	12 games	1977

POINTS PER GAME

SEASON			
1.	37.3	485 in 13 games	2007
2.	36.8	478 in 13 games	2011
3.	36.5	474 in 13 games	2010
	36.5	402 in 11 games	1970
5.	36.0	468 in 13 games	2009
6.	33.5	436 in 13 games	2003
7.	32.6	261 in 8 games	1916
8.	32.5	390 in 12 games	1998
9.	32.4	389 in 12 games	1977
10.	32.1	385 in 12 games	1989
	32.1	353 in 11 games	1969

TOTAL TOUCHDOWNS

GAME			
1.	12	Oklahoma Miners	1916
2.	10	Nicholls (6 rush, 4 pass)	2014
	10	Northwestern (La.) State (9 rush, 1 pass)	1947
4.	9	New Mexico St. (5 rush, 3 pass, 1 blocked punt)	2004
	9	at Kentucky (5 rush, 3 pass, 1 blocked punt)	2003
	9	North Texas (7 rush, 2 pass)	1971
6.	8	Troy (3 rush, 5 pass)	2009
	8	Eastern Michigan (4 rush, 3 pass, 1 blocked punt)	2007
	8	North Texas (5 rush, 3 pass)	2009
	8	Southeast Missouri State (5 rush, 3 pass)	2006
	8	Pittsburg (Kan.) State (2 rush, 6 pass)	1936
	8	North Texas (7 rush, 1 pass)	1965
	8	Wichita St. (3 rush, 3 pass, 1 Int. Ret., 1 punt ret.)	1970

SEASON

1.	62	2007
2.	60	2010
	60	2009
4.	59	2011
5.	56	2014
	56	2003
7.	55	2006
8.	53	1970
9.	47	1968
10.	45	2002
	45	1969

FIELD GOALS

SEASON		
1.	24	1988
2.	21	2011
3.	20	1989
4.	19	1981
	19	1979
	19	1977
7.	18	2002
8.	17	2007
	17	1998
	17	1992

PATS

SEASON		
1.	58	2009
	58	2007
3.	56	2010
4.	55	2011
5.	52	2014
6.	50	2006
	50	2003
	50	1970
9.	44	1998
10.	42	2002
	42	1965

RAZORBACK FOOTBALL

2015 RAZORBACKS

2014 REVIEW

HISTORY

RECORDS

FACILITIES

U OF A



TOTAL PENALTIES

GAME

1.	17	Air Force (144 yards)	1975
2.	15	Tulsa (120 yards)	1963
	15	Texas Tech (142 yards)	1957
4.	14	Texas A&M (112 yards)	2011
	14	at Georgia (97 yards)	2001
	14	at Texas A&M (100 yards)	1964
7.	13	Vanderbilt (130 yards)	2010
	13	Texas A&M (108 yards)	2010
	13	at Kentucky (102 yards)	2008
	13	Troy State (112 yards)	2002
	13	Utah State (112 yards)	1976
	13	Oklahoma State (155 yards)	1956

TOTAL PENALTY YARDS

GAME

1.	155	Oklahoma State (13)	1956
2.	144	Air Force (17)	1975
3.	142	Texas Tech (15)	1957
4.	132	at TCU (12)	1974
5.	130	Vanderbilt (13)	2010
6.	123	Wisconsin (12)	2006
7.	120	Tulsa (15)	1963
8.	119	TCU (12)	1971
9.	117	at Texas A&M (11)	1974
10.	115	Kentucky (12)	1998
	115	Tulsa (9)	1970

Games played: 1,209 in 121 seasons
Games won: 694
Games lost: 475
Games tied: 40
Fayetteville: 296-123-10 (.702)
Little Rock: 166-66-4 (.712)
Donald W. Reynolds Razorback Stadium: 178-88-2 (.668)
War Memorial Stadium: 149-59-4 (.712)
AT&T Stadium: 4-1 (.800)
Home: 469-192-15 (.705)*
Road: 188-229-22 (.453)
Neutral: 37-54-3 (.410)
Overtime Games: 9-5 (.643)
SEC record: 82-100-2 (.451)
Final Southwest Conference record: 249-195-16 (.559)
National championships: 1; 1964 (FWAA and Helms Athletic Foundation)
SWC championships: 13; 1936, 1946, 1954, 1959, 1960, 1961, 1964, 1965, 1968, 1975, 1979, 1988, 1989
SEC Western Division championships: 4; 1995, 1998, 2002, 2006
Longest winning streak: 22, 1963-65
Longest string of games without defeat: 22, 1963-65
Undefeated seasons: 2; 1909, 1964
Untied, unbeaten seasons: 2; 1909, 1964
Undefeated SWC seasons: 4; 1920, 1964, 1965, 1988
Untied, unbeaten SWC seasons: 3; 1964, 1965, 1988
Most victories in one season: 11; 1964, 1977, 2011
Highest game score by Arkansas: 100 (SMS, 1911)
Highest game score by opponent: 103 (Oklahoma, 1918)
Largest victory margin: 100 (100-0, SMS, 1911)
Largest defeat margin: 103 (103-0, Oklahoma, 1918)
Most teams held scoreless by Arkansas: 6, 1923
Fewest games played by Arkansas: 1, 1985
Most games played by Arkansas: 14, 2002, 2006
Consecutive games scoring streak: 188, 1995-2012
Consecutive passes without an interception: 166, Texas A&M-South Carolina, 2011
Arkansas has 205 shutouts in 121 years

* Arkansas' home record also includes a 6-3-1 mark in games played in Fort Smith, Ark. and a 1-0 mark in games played in Texarkana, Ark.



Arkansas has called Donald W. Reynolds Razorback Stadium home for Fayetteville games since 1938. The Razorbacks have compiled a 178-88-2 (.668) record in the stadium and a 296-123-10 (.702) record in Fayetteville.

RUSHING ATTEMPTS

GAME	YARDS	OPPONENT	YEAR
1.	15	at South Carolina (51 yards)	2006
	15	South Florida (48 yards)	2002
	15	Auburn (91 yards)	1995
4.	16	at Texas A&M (32 yards)	1966
5.	17	Baylor (89 yards)	1964
	17	Missouri Mines (32 yards)	1943
7.	18	Texas (2 yards)	2014
	18	at Rice (15 yards)	1981
	18	North Texas (14 yards)	1965
10.	19	at Memphis (51 yards)	1998

SEASON	YARDS	YEAR
1.	355 (765 yards)	1965
2.	377 (1294 yards)	1989
3.	382 (907 yards)	1962
4.	388 (997 yards)	1966
5.	390 (1050 yards)	1998
6.	392 (1136 yards)	1999
7.	393 (1198 yards)	1987
8.	394 (1010 yards)	1988
9.	400 (970 yards)	1964
10.	403 (1879 yards)	2005
	403 (1441 yards)	1986

RUSHING YARDS

GAME	YARDS	OPPONENT	YEAR
1.	-27	Texas (25 rushes)	1999
2.	-25	at Texas Tech (39 rushes)	1981
3.	-23	Tulsa (35 rushes)	1973
4.	-20	Pittsburg (Kan.) State (42 rushes)	1936
5.	-19	Oklahoma State (22 rushes)	1969
6.	-15	at Texas A&M (46 rushes)	1970
7.	-9	SMU (22 rushes)	1950
8.	-5	Wisconsin (28 rushes)	2006
9.	-2	Northwestern (La.) State (23 rushes)	1947
10.	2	Texas (18 rushes)	2014

SEASON	RUSHES	YEAR
1.	756 355 rushes	1965
2.	907 382 rushes	1962
3.	970 400 rushes	1964
4.	997 388 rushes	1966
5.	1,010 394 rushes	1988
6.	1,050 390 rushes	1998
7.	1,064 420 rushes	1982
8.	1,131 342 rushes	1996
9.	1,136 392 rushes	1999
10.	1,145 428 rushes	1961

RUSHING YARDS PER GAME

SEASON	YARDS PER GAME	YEAR
1.	75.6 756 yards in 10 games	1965
2.	90.7 907 yards in 10 games	1962
3.	91.8 1010 yards in 11 games	1988
4.	95.5 1050 yards in 11 games	1998
5.	96.7 1064 yards in 11 games	1982
6.	97.0 970 yards in 10 games	1964
7.	99.7 997 yards in 10 games	1966
8.	99.8 1198 yards in 12 games	1987
9.	102.8 1131 yards in 11 games	1996
10.	103.3 1136 yards in 11 games	1999

YARDS PER RUSH

GAME	YARDS PER RUSH	OPPONENT	YEAR
1.	-1.08	Texas (25 for -27 yards)	1999
2.	-0.86	Oklahoma State (22 for -19 yards)	1969
3.	-0.66	Tulsa (35 for -23 yards)	1973
4.	-0.64	at Texas Tech (39 for -25 yards)	1981
5.	-0.48	Pittsburg (Kan.) State (42 for -20 yards)	1936
6.	-0.41	SMU (22 for -9 yards)	1950
7.	-0.33	Texas A&M (46 for -15 yards)	1970
8.	-0.18	Wisconsin (28 for -5 yards)	2006
9.	-0.09	Northwestern (La.) State (23 for -2 yards)	1947
10.	0.11	Texas (18 for 2 yards)	2014

SEASON	YARDS PER RUSH	YEAR
1.	2.13 355 for 756 yards	1965
2.	2.37 382 for 907 yards	1962
3.	2.43 400 for 970 yards	1964
4.	2.53 420 for 1064 yards	1982
5.	2.56 394 for 1010 yards	1988
6.	2.57 388 for 997 yards	1966
7.	2.66 461 for 1226 yards	1951
8.	2.67 468 for 1250 yards	1978
9.	2.68 428 for 1145 yards	1961
10.	2.69 390 for 1050 yards	1998



The Razorback defense moved into the record books following Arkansas' 31-7 Texas Bowl win over Texas in 2014. The Razorbacks allowed just two rushing yards against the Longhorns, the 10th-best performance in school history. The 0.11 yards per rush allowed also cracked the top 10.



PASS ATTEMPTS

GAME			
1.	1	at Rice (1 comp)	1961
2.	3	at Texas (1 comp)	1976
	3	at Texas (1 comp)	1972
4.	4	at SMU (0 comp)	1975
5.	5	at TCU (3 comp)	1979
	5	at Texas (3 comp)	1970
	5	Oklahoma State (0 comp)	1953
8.	6	Texas A&M (5 comp)	1976
	6	at Oklahoma State (3 comp)	1975
	6	at Texas A&M (3 comp)	1960
	6	TCU (4 comp)	1955

SEASON

1.	121	57 completions	1961
	121	54 completions	1960
3.	122	48 completions	1954
4.	144	70 completions	1957
	144	73 completions	1953
6.	149	58 completions	1955
7.	161	72 completions	1948
8.	162	61 completions	1950
9.	163	79 completions	1947
10.	164	84 completions	1959

PASS COMPLETIONS

GAME			
1.	0	at SMU (4 attempts)	1975
	0	Oklahoma State (5 attempts)	1960
	0	at Texas A&M (8 attempts)	1956
	0	Ole Miss (8 attempts)	1956
	0	Oklahoma State (7 attempts)	1953
	0	at Rice (8 attempts)	1943

SEASON

1.	48	122 attempts	1954
2.	54	121 attempts	1960
3.	57	121 attempts	1961
4.	58	149 attempts	1955
5.	61	162 attempts	1950
6.	70	144 attempts	1957
7.	72	161 attempts	1948
8.	73	144 attempts	1953
9.	75	192 attempts	1974
10.	77	166 attempts	1964

COMPLETION PERCENTAGE

SEASON

1.	.377	61 of 162	1950
2.	.389	58 of 149	1955
3.	.391	75 of 192	1974
4.	.393	48 of 122	1954
5.	.415	98 of 236	1949
6.	.430	80 of 156	1951
7.	.432	98 of 227	1977
8.	.441	87 of 197	1975
9.	.446	54 of 121	1960
10.	.447	72 of 161	1948

PASSING YARDS

GAME			
1.	0	at SMU (0-for-4)	1975
	0	Oklahoma State (0-for-7)	1960
	0	at Texas A&M (0-for-8)	1956
	0	Ole Miss (0-for-8)	1956
	0	Oklahoma State (0-for-5)	1953
	0	NW Louisiana State	1947
	0	at Rice (0-for-8)	1943
8.	3	Pittsburg (Kan.) State (1-for-14)	1936
9.	6	Houston (1-for-13)	1977
	6	at Rice (1-for-1)	1961

SEASON

1.	538	48 for 122	1954
2.	629	57 for 121	1961
3.	641	54 for 121	1960
4.	797	58 for 148	1955
5.	835	77 for 166	1964
6.	839	72 for 161	1948
7.	866	79 for 163	1947
8.	949	84 for 164	1959
9.	958	73 for 144	1953
10.	964	87 for 185	1956

PASSING TOUCHDOWNS

SEASON

1.	1	1977
2.	2	1973
3.	3	1975
	3	1969
	3	1964
	3	1960
	3	1959
8.	4	1982
	4	1979
	4	1966

MOST INTERCEPTIONS

GAME			
1.	9	SMU	1970
2.	8	at SMU	1951
3.	7	at Texas Tech	1968
	7	Rice	1966
5.	6	Mississippi State	2003
	6	at Baylor	1965
	6	at TCU	1964
	6	Tulsa	1963
9.	5	Florida International	2007
	5	Louisiana-Monroe	2006
	5	Wichita State	1970
	5	Texas Tech	1969
	5	Texas	1955
	5	at Rice	1949

INTERCEPTION RETURN YARDS

GAME

1.	136	Ole Miss (3 returns)	2014
2.	129	at Mississippi State (2 returns)	2006
3.	114	Tulsa (6 returns)	1963
4.	109	at Texas (2 returns)	1956
5.	105	at Auburn (2 returns)	2001
6.	100	North Texas (2 returns)	2007
7.	94	SMU (9 returns)	1970
8.	90	at Texas Tech (7 returns)	1968



Arkansas' Rashaad Johnson had two interceptions in the 58-10 win over FIU in 2007. The Razorbacks picked off five passes that afternoon, tied for the ninth-most in a game in school history.



FEWEST TOTAL PLAYS

GAME			
1.	24	Northwestern (La.) State	1947
2.	39	at Rice	1981
	39	at Rice	1961
4.	40	Kentucky	2012
	40	Baylor	1964
	40	Abilene Christian	1948
7.	41	Tulsa	1961
8.	42	Southwest Missouri State	2000
	42	at TCU	1964
	42	Texas Tech	1959

SEASON

1.	549	428 rush, 121 pass	1961
2.	553	432 rush, 121 pass	1960
3.	566	400 rush, 166 pass	1964
4.	581	382 rush, 199 pass	1962
5.	592	431 rush, 161 pass	1948
6.	610	446 rush, 164 pass	1959
7.	616	421 rush, 195 pass	1963
8.	645	496 rush, 149 pass	1955
9.	646	355 rush, 291 pass	1965
10.	647	461 rush, 186 pass	1951

FEWEST TOTAL YARDS

GAME			
1.	-17	Pittsburg (Kan.) State (-20 rushing, 3 passing)	1936
2.	-2	Northwestern (La.) State (-2 rushing, 0 passing)	1947
3.	40	Abilene Christian (26 rushing, 14 passing)	1948
4.	59	Texas (2 rushing, 57 passing)	2014
5.	64	Northwestern (La.) State (32 rushing, 32 passing)	1946
6.	65	TCU (28 rushing, 37 passing)	1982
7.	74	Northwestern (La.) State (52 rushing, 22 passing)	1961
8.	77	at Rice (71 rushing, 6 passing)	1961
9.	78	Oklahoma State (-19 rushing, 97 passing)	1969
10.	83	Tulsa (62 rushing, 21 passing)	1961

SEASON

1.	1,774	1145 rushing, 629 passing	1961
2.	1,805	970 rushing, 835 passing	1964
3.	1,971	1330 rushing, 641 passing	1960
4.	2,001	907 rushing, 1094 passing	1962
5.	2,136	1297 rushing, 839 passing	1948
6.	2,209	1177 rushing, 1032 passing	1963
7.	2,417	1468 rushing, 949 passing	1959
8.	2,418	1226 rushing, 1192 passing	1951
9.	2,456	756 rushing, 1700 passing	1965
10.	2,504	997 rushing, 1507 passing	1966

FEWEST YARDS PER GAME

SEASON			
1	177.4	1774 in 10 games	1961
2	180.5	1805 in 10 games	1964
3	197.1	1971 in 10 games	1960
4	200.1	2001 in 10 games	1962
5	213.6	2136 in 10 games	1948
6	220.9	2209 in 10 games	1963
7	241.7	2417 in 10 games	1959
8	241.8	2418 in 10 games	1951
9	244.1	2685 in 11 games	1978
10	245.6	2456 in 10 games	1965

RUSHING FIRST DOWNS ALLOWED

GAME			
1.	0	Northwestern (La.) State	1947
2.	1	Texas	2014
	1	Wisconsin	2006
	1	Southeast Missouri State	2006
	1	Tulsa	1966
	1	Texas A&M	1965
	1	Texas A&M	1963
	1	at TCU	1964
9.	2	La.-Monroe	2008
	2	at Ole Miss	2005
	2	at Georgia	2005
	2	at Mississippi State	2000
	2	Southwest Missouri State	2000
	2	TCU	1982
	2	North Texas	1965
	2	at Baylor	1965
	2	Tulsa	1965

SEASON

1.	53	1965
2.	56	1962
3.	60	1964
	60	1951
5.	65	1985
6.	66	1988
7.	68	1963
	68	1961
	68	1948

PASSING FIRST DOWNS ALLOWED

GAME			
1.	0	Chattanooga	2007
	0	Tulsa	1981
	0	Houston	1977
	0	at SMU	1975
	0	Rice	1964
	0	Oklahoma St.	1961
	0	Rice	1960
	0	Oklahoma St.	1960
	0	Texas A&M	1956
	0	Ole Miss	1956
	0	Oklahoma St.	1953
	0	NW (La.) State	1947
	0	Rice	1943

TOTAL FIRST DOWNS ALLOWED

GAME			
1.	0	Northwestern (La.) State	1947
2.	2	TCU	1982
3.	4	at Rice	1981
4.	5	at Texas A&M	1962
	5	at Rice	1961
	5	at Northwestern (La.) State	1961
	5	Tulsa	1961

SEASON

1.	104	60 rush, 38 pass, 6 penalty	1951
2.	106	68 rush, 32 pass, 6 penalty	1961
3.	114	68 rush, 41 pass, 5 penalty	1948
4.	117	60 rush, 43 pass, 14 penalty	1964
5.	121	56 rush, 56 pass, 9 penalty	1962
6.	122	81 rush, 32 pass, 9 penalty	1960
	122	86 rush, 28 pass, 8 penalty	1950
8.	129	68 rush, 50 pass, 10 penalty	1963
9.	135	61 rush, 68 pass, 6 penalty	1982
	135	NA rush, 46 pass, NA penalty	1947

POINTS ALLOWED

GAME			
1.	0	205 times (Most recent: Ole Miss, 2014)	

SEASON

1.	61	11 games	1933
2.	64	11 games	1964
3.	69	10 games	1924
4.	73	10 games	1966
5.	76	10 games	1934
6.	87	11 games	1960
	87	10 games	1936
8.	88	10 games	1926
9.	89	10 games	1937
10.	92	11 games	1946

MOST SACKS

SEASON

1.	40	308	1998
2.	39	N/A	1988
3.	37	229	2010
	37	262	2006
	37	287	1995
6.	33	248	2005
	33	249	1994
	33	248	1989
	33	N/A	1985
10.	31	224	1999
	31	200	1992

MOST TACKLES FOR LOSS

SEASON

1.	103	491	1998
2.	95	378	2010
	95	470	2006
4.	91	389	1999
	91	393	1978
6.	89	262	2001
7.	87	348	2002
8.	86	373	2007
	86	405	2005
10.	85	339	2009
	85	247	2003

RAZORBACK FOOTBALL

2015 RAZORBACKS

2014 REVIEW

HISTORY

RECORDS

FACILITIES

U OF A



Bowl game statistics not counted from 1947-2001. Bowl game statistics included from 2002-present.

YEAR	G	1ST DN	RUSH ATT	RUSH YDS	RUSH TD	PASS CMP	PASS ATT	PASS YDS	CMP PCT	PASS TD	INT	TOT OFF	TOT PTS	PUNT	PUNT AVG
1947	10	102	-	1733	-	53	111	818	.477	-	-	2551	191	-	35.8
1948	10	112	441	1994	25	48	102	784	.471	9	10	2778	227	66	38.4
1949	10	117	473	2076	19	53	133	649	.398	6	18	2725	167	68	37.9
1950	10	145	487	1776	18	91	226	1170	.403	5	26*	2946	156	67	38.1
1951	10	144	527	1842	17	86	210	1105	.410	8	21	2947	178	64	37.1
1952	10	148	474	1589	16	91	226	1228	.403	8	22	2817	166	57	37.2
1953	10	127	366	1149	8	91	186	1233	.489	9	13	2382	116	59	37.1
1954	10	120	397	1585	20	62	118	875	.525	8	10	2460	189	60	39.7
1955	10	117	474	1854	14	42	89	531	.472	4	8	2385	126	73	37.5
1956	10	137	498	2343	22	28	78	381	.359	2	8	2724	160	52	37.1
1957	10	146	504	2046	22	63	112	1058	.563	6	6	3104	187	70	36.7
1958	10	121	454	1814	19	46	117	562	.393	3	10	2376	147	68	36.8
1959	10	148	512	2106	17	45	90	532	.500	4	13	2638	149	53	36.6
1960	10	147	506	1670	12	53	126	968	.421	12	9	2638	179	58	33.9
1961	10	164	535	2189	17	49	113	726	.434	8	10	2915	180	49	36.0
1962	10	190	570	2412	28	81	147	1158	.551	11	7	3570	286	45	35.2
1963	10	140	464	1457	19	71	170	980	.418	7	10	2485	179	60	37.4
1964	10	151	517	1913	23	65	127	826	.512	6	8	2739	221	51	36.1
1965	10	191	515	2262	34	89	176	1341	.506	10	8	3603	324	57	40.5
1966	10	156	469	1677	22	80	159	1160	.503	8	7	3837	218	53	39.6
1967	10	168	473	1546	16	116	202	1589	.574	11	14	3135	200	64	35.1
1968	10	220	518	1982	30	138	248	1720	.556	13	10	3702	334	55	39.9
1969	11	237	560	2122	33	145	272	1927	.533	12	7	4049	353	52	37.5
1970	11	240	571	2116	35*	160	284	2448	.563	15	15	4564	402	40	36.5
1971	11	269	582	2571	32	170	293	2327	.580	11	16	4898	343	46	34.0
1972	11	216	544	2033	20	128	273	1665	.469	9	17	3698	228	62	35.1
1973	11	173	586	2206	14	82	165	1029	.497	3	13	3235	124	63	36.7
1974	11	186	674	2898	31	40	96	619	.417	6	5	3517	285	54	39.4
1975	11	216	659	3523	33	53	116	837	.457	5	9	4360	305	37	43.0
1976	11	156	585	2364	22	38	104	666	.365	3	8	3030	220	65	43.1
1977	11	213	604	3011	30	98	194	1531	.505	13	12	4542	358	48	44.3
1978	11	241	677	3119	34	85	157	1148	.541	6	9	4267	326	55	40.4
1979	11	210	586	2428	17	122	191	1563	.639	11	9	3991	275	55	40.8
1980	11	192	592	2318	20	109	201	1377	.542	7	11	3695	238	54	43.3
1981	11	225	597	2553	20	132	249	1664	.530	11	13	4217	298	64	38.7
1982	11	236	644	2348	22	116	249	1837	.466	11	16	4185	275	61	41.0
1983	11	199	518	1506	13	141	260	1844	.542	9	9	3350	204	64	43.6
1984	11	210	640	2420	20	117	211	1686	.555	11	15	4106	253	51	43.8
1985	11	209	685	2922	29	61	120	1118	.508	7	4	4040	305	54	42.6
1986	11	221	668	2721	30	78	130	1226	.600	7	2	3947	303	54	46.2*
1987	12	240	753*	3196	31	72	126	940	.571	3	7	4136	283	60	39.3
1988	11	226	631	2714	31	90	180	1566	.500	5	5	4280	346	53	41.6
1989	11	261	680	3456	34	91	164	1470	.555	7	11	4926	358	38	37.1
1990	11	234	553	2112	14	124	245	1958	.506	18	10	4070	263	60	36.5
1991	11	176	538	2029	6	83	201	1016	.413	8	12	3045	160	68	42.2
1992	11	145	415	1131	7	148	302	1528	.490	6	12	2659	172	76*	40.5
1993	11	200	498	2123	14	114	233	1354	.489	6	10	3477	165	56	37.7
1994	11	197	513	1866	12	132	249	1796	.530	14	10	3662	212	56	39.1
1995	12	224	546	1855	20	183	300	2206	.610	12	11	4061	274	59	39.6
1996	11	193	486	1695	15	127	263	1572	.483	6	15	3267	174	69	40.3
1997	11	168	344	622	7	177	370	2381	.478	12	15	3003	181	71	41.3
1998	11	223	431	1665	18	170	321	2668	.530	26	8	4333	359	50	38.1
1999	11	201	363	1491	16	204	371	2576	.550	21	13	4067	326	51	39.3
2000	11	198	425	1653	18	178	352	1916	.506	14	15	3569	264	67	41.7
2001	11	198	494	1950	23	133	268	1613	.496	10	11	3563	291	67	42.5
2002	14*	255	643	3065	22	148	299	1885	.495	18	13	4950	370	74	36.9
2003	13	273	626	3145	34	167	304	2462	.549	20	9	5607	436	54	39.3
2004	11	216	467	2061	22	162	286	2316	.566	19	13	4377	328	54	37.8
2005	11	208	481	2386	19	150	280	1581	.536	13	12	3967	283	50	41.8
2006	14*	250	539	3199	26	154	302	2093	.510	23	18	5292	404	63	36.9
2007	13	273	625	3725*	33	179	313	2125	.572	24	11	5850	485*	61	40.0
2008	12	232	378	1362	13	253	443	3115	.571	19	18	4477	263	58	42.6
2009	13	254	395	1713	23	247	439	3842	.563	32	9	5555	468	65	37.8
2010	13	291*	421	1935	22	301*	465	4338	.647*	36*	15	6273*	474	54	41.8
2011	13	279	412	1786	25	299	471*	3909	.635	26	7	5695	478	53	45.3
2012	12	253	367	1424	12	272	459	3618	.593	23	16	5042	282	54	44.7
2013	12	222	474	2504	14	150	301	1783	.498	15	11	4286	248	53	44.5
2014	13	288	557	2834	31	199	359	2444	.554	21	6	5278	415	59	40.1

* indicates all-time best

DEFENSIVE STATISTICS



Bowl game statistics not counted from 1947-2001. Bowl game statistics included from 2002-present.

YEAR	G	1ST DN	RUSH ATT	RUSH YDS	RUSH TD	PASS CMP	PASS ATT	PASS YDS	CMP PCT	PASS TD	INT	TOT OFF	TOT PTS	PUNT	PUNT AVG
1947	10	135	--	1709	-	79	163	866	.485	-	-	2575	145	-	37.1
1948	10	114	431	1297	-	72	161	839	.447	-	15	2136	136	71	35.6
1949	10	152	452	1541	-	98	236	1407	.415	-	32*	2948	175	66	35.7
1950	10	122	491	1886	-	61	162	1068	.377*	-	13	2954	163	82	37.7
1951	10	104*	461	1226	-	80	186	1192	.430	-	13	2418	162	80	37.1
1952	10	196	604	2131	-	96	209	1599	.459	-	13	3730	282	43	34.7
1953	10	156	526	2102	-	73	144	958	.507	-	9	3060	161	53	34.6
1954	10	156	544	2260	-	48	122	538*	.393	-	17	2798	90	43	33.8*
1955	10	145	496	1785	-	58	149	797	.389	-	18	2582	115	58	37.9
1956	10	171	544	2066	-	87	185	964	.470	-	14	3030	155	47	36.6
1957	10	153	535	1880	-	70	144	976	.486	-	8	2856	134	69	38.9
1958	10	167	487	1836	-	103	210	1147	.490	-	12	2983	150	49	36.3
1959	10	139	446	1468	10	84	164	949	.512	3	10	2417	94	56	34.7
1960	10	122	432	1330	7	54*	121*	641	.446	3	12	1971	80	52	38.8
1961	10	106	428	1145	7	57	121*	629	.471	5	10	1774*	87	68	35.5
1962	10	121	382	907	9	95	199	1094	.477	5	11	2001	88	60	37.8
1963	10	129	421	1177	7	89	195	1032	.456	6	15	2209	96	63	37.0
1964	10	117	400	970	5	77	166	835	.464	3	15	1805	57*	69	37.1
1965	10	148	355*	756*	8	154	291	1700	.529	5	24	2456	104	61	38.2
1966	10	150	388	997	6	138	288	1507	.479	4	23	2504	73	63	39.3
1967	10	160	472	1415	14	117	230	1346	.509	6	15	2761	149	74	38.1
1968	10	204	430	1380	10	175	312	2093	.561	16	20	3473	187	51	38.5
1969	10	151	408	1202	-	138	297	1553	.465	3	13	2755	76	-	38.4
1970	11	170	503	1353	-	131	278	1585	.471	5	32*	2938	144	67	37.0
1971	11	140	479	1419	7	112	239	1334	.469	11	24	2753	155	86*	37.4
1972	11	176	580	2344	23	90	197	1270	.457	5	15	3614	227	70	37.2
1973	11	177	570	2208	18	103	190	1315	.542	2	10	3523	184	63	37.4
1974	11	169	554	2024	11	75	192	1082	.391	5	9	3106	164	61	39.3
1975	11	190	604	2086	11	87	197	1131	.442	3	10	3217	113	65	38.8
1976	11	186	536	1719	12	119	224	1562	.531	11	16	3281	204	66	41.3
1977	11	165	539	1741	10	98	227	984	.432	1*	17	2725	95	81	40.7
1978	11	156	468	1250	10	116	238	1435	.487	8	11	2685	137	82	41.9
1979	11	183	519	2162	7	103	220	1280	.468	4	13	3442	108	63	42.8
1980	11	192	556	2195	22	106	219	1407	.484	7	7	3602	221	71	36.8
1981	11	175	467	1429	11	145	282	1793	.514	10	17	3312	188	71	41.7
1982	11	135	420	1064	8	126	270	1670	.467	4	14	2734	115	83	41.9
1983	11	187	510	2033	15	124	238	1706	.521	7	13	3739	172	59	41.1
1984	11	156	417	1616	8	150	294	1883	.510	6	15	3219	138	65	39.8
1985	11	169	425	1278	2*	158	319	1983	.495	10	20	3261	129	65	41.5
1986	11	179	403	1441	10	171	321	1790	.533	6	22	3231	142	53	43.3
1987	12	208	393	1198	9	230	425	2677	.541	13	22	3875	199	61	38.2
1988	11	179	394	1010	12	203	340	2230	.597	9	21	3240	173	66	40.2
1989	11	206	377	1294	8	198	347	2395	.571	14	15	3689	199	55	40.0
1990	11	254	475	1996	17	190	286	2430	.664	23	6	4426	360	45	40.9
1991	11	217	467	1833	16	182	317	2175	.574	5	17	4008	179	53	37.2
1992	11	199	495	1905	14	160	275	1720	.582	7	17	3625	209	66	38.9
1993	11	223	463	1853	13	171	302	2072	.566	7	13	3925	208	48	39.1
1994	11	185	442	1634	14	153	282	1929	.543	10	6	3563	213	68	38.6
1995	12	236	424	1251	15	225	392	2659	.574	16	16	3910	263	61	38.8
1996	11	194	379	1131	12	186	336	2505	.554	21	11	3636	267	64	41.7
1997	11	210	419	1449	12	190	348	2419	.546	21	9	3868	284	59	38.2
1998	11	191	390	1050	6	193	368	2320	.524	14	17	3370	182	65	42.5
1999	11	187	392	1109	14	180	340	2218	.529	12	12	3354	208	66	42.2
2000	11	175	412	1530	15	143	302	1683	.474	14	10	3213	258	75	37.5
2001	11	208	420	1615	13	193	357	2502	.541	19	17	4117	269	60	39.7
2002	14*	267	504	1590	11	267	483	3283	.553	17	19	4873	277	69	38.8
2003	13	249	505	2041	14	213	399	2431	.534	17	17	4472	305	66	39.2
2004	11	209	435	1983	15	172	287	2386	.599	18	6	4369	270	57	40.0
2005	11	202	403	1458	13	171	336	2303	.509	20	12	3761	271	63	40.2
2006	14*	243	461	1604	10	215	433	2591	.497	20	16	4195	256	82	38.3
2007	13	271	503	2083	18	220	484	2670	.455	21	20	4753	345	82	38.2
2008	12	229	461	2049	20	185	347	2453	.533	22	11	4502	374	51	41.8
2009	13	267	501	1985	15	239	404	3230	.592	22	13	5215	326	63	39.4
2010	13	236	522	2114	21	187	340	2409	.550	13	11	4523	304	72	42.1
2011	13	244	505	2179	21	232	407	2538	.570	12	12	4717	289	84	40.0
2012	12	257	440	1489	21	262	419	3430	.625	24	6	4919	365	62	40.9
2013	12	266	458	2141	21	231	356	2820	.649	25	8	4961	369	19	13.2
2014	13	225	429	1490	11	217	392	2714	.550	33	12	4204	250	66	42.8

* indicates all-time best

RAZORBACK FOOTBALL

2015 RAZORBACKS

2014 REVIEW

HISTORY

RECORDS

FACILITIES

U OF A



NCAA LEADERS

PASSING

Year	Player	Class	Games	Att	Com	Int	Pct	Yds	TD
1939	Kay Eakin	Sr.	10	193	78	18	.404	962	5

RECEIVING

Year	Player	Class	Games	Rec	Yds	TD
1937	Jim Benton	Sr.	10	47	754	7

FIELD GOALS

Year	Player	Class	Games	FG	FGA	Pct
1988	Kendall Trainor	Sr.	11	24	27	.889
1981	Bruce Lahay	Sr.	11	19	24	.792
1979	Ish Ordonez	Jr.	11	18	22	.818

PUNTING

Year	Player	Class	Games	Punts	Punt Yds	Avg
1986	Greg Horne	Sr.	11	49	2,313	47.2
1980	Steve Cox	Sr.	11	47	2,186	46.5
1943	Harold Cox	Fr.	8	37	1,518	41.0

PUNT RETURNS

Year	Player	Class	Returns	Yds	Avg
1964	Ken Hatfield	Sr.	31	518	16.7
1963	Ken Hatfield	Jr.	21	350	16.7
1961	Lance Alworth	Sr.	28	336	12.0
1960	Lance Alworth	Jr.	18	307	17.1

INTERCEPTION RETURNS

Year	Player	Class	Returns	Yds	Avg
1949	Jim Rinehart	So.	10	106	10.6

SEC LEADERS

RUSHING

Year	Player	YPG
2007	Darren McFadden	140.8
2006	Darren McFadden	117.6
2003	Cedric Cobbs	110.0

PASSING

Year	Player	YPG
2012	Tyler Wilson	307.9
2011	Tyler Wilson	279.8
2010	Ryan Mallett	297.6
2009	Ryan Mallett	278.8

RECEPTIONS

Year	Player	RPG
2012	Cobi Hamilton	7.5

RECEIVING YARDS

Year	Player	YPG
2012	Cobi Hamilton	111.2
2011	Jarius Wright	93.1

YDS PER RECEPTION

Year	Player	YPR
1998	Anthony Lucas	23.35

TOTAL OFFENSE

Year	Player	YPG
2011	Tyler Wilson	279.6
2009	Ryan Mallett	276.5

ALL-PURPOSE

Year	Player	YPG
2008	Michael Smith	141.4
2007	Darren McFadden	177.7
2006	Darren McFadden	147.0

FIELD GOALS

Year	Player	FGPG
1998	Todd Latourette	1.70

PAT KICK PCT.

Year	Player	Avg
2012	Zach Hocker	100.0
2010	Zach Hocker	100.0

SCORING

Year	Player	Pts
2006	Darren McFadden	98

PUNTING

Year	Player	Avg
2011	Dylan Breeding	45.28

PUNT RET. AVG.

Year	Player	YPR
2011	Joe Adams	16.9

KICK RET. AVG.

Year	Player	YPR
2007	Felix Jones	29.6
2005	Felix Jones	31.9

TACKLES

Year	Player	Tkls
2014	Martrell Spaight	128

TACKLES FOR LOSS

Year	Player	TFL
1995	Steven Conley	23.0

QB SACKS (AVG.)

Year	Player	Sacks
2011	Jake Bequette	10
2006	Jamaal Anderson	10
1995	Steven Conley	14

FORCED FUMBLES

Year	Player	FFPG
2011	Jake Bequette	0.5

INTERCEPTIONS

Year	Player	Int
2005	Vickiel Vaughn	4
1998	Zac Painter	5

PASSES BROKEN UP

Year	Player	PBU
2014	Jared Collins	13
2007	Michael Grant	20

SWC LEADERS

RUSHING YARDS

Year	Player	Yds
1976	Ben Cowins	1,162
1972	Dickey Morton	1,188
1969	Bill Burnett	900
1965	Bobby Burnett	947
1962	Billy Moore	585
1945	John Hoffman	587

RUSHING AVERAGE

Year	Player	YPC
1976	Ben Cowins	6.3
1969	Bill Burnett	4.3
1965	Bobby Burnett	4.1
1962	Billy Moore	4.5

PASS ATTEMPTS

Year	Player	Att
1971	Joe Ferguson	271
1953	Lamar McHan	150
1939	Kay Eakin	193

PASS COMPLETIONS

Year	Player	Comp
1971	Joe Ferguson	160
1953	Lamar McHan	78
1939	Kay Eakin	78

PASSING YARDS

Year	Player	Yds
1971	Joe Ferguson	2,203
1953	Lamar McHan	1,107
1937	Dwight Sloan	1,074
1935	Jack Robbins	1,219

TOUCHDOWN PASSES

Year	Player	TDs
1971	Joe Ferguson	11
1953	Lamar McHan	8

COMPLETION PERCENTAGE

Year	Player	Pct
1988	Quinn Grovey	.633
1986	Greg Thomas	.615
1980	Tom Jones	.560
1979	Kevin Scanlon	.662
1971	Joe Ferguson	.590
1953	Lamar McHan	.520
1937	Dwight Sloan	.476
1935	Jack Robbins	.625

TOTAL OFFENSIVE PLAYS

Year	Player	Plays
1953	Lamar McHan	293
1939	Kay Eakin	312

TOTAL OFFENSE YARDS

Year	Player	Yds
1979	Kevin Scanlon	1,460
1971	Joe Ferguson	2,242
1953	Lamar McHan	1,516
1939	Kay Eakin	1,344

RECEPTIONS

Year	Player	YPR
1984	James Shibest	51
1971	Mike Reppond	56
1953	Floyd Sagely	30
1937	Jim Benton	47
1929	Wear Schoonover	33

ALL-PURPOSE (RUSH/REC ONLY)

Year	Player	Yds
1975	Jerry Eckwood	115.0*
1973	Dickey Morton	1,326
1972	Dickey Morton	1,274
1969	Bill Burnett	947
1961	Lance Alworth	836

SCORING

Year	Player	Pts
1987	James Rouse	102
1979	Ish Ordonez	80
1978	Ish Ordonez	78
1969	Bill Burnett	120
1968	Bill Burnett	96
1967	David Dickey	96
1962	Billy Moore	84
1931	Homer Ledbetter	42
1928	Bevo Beavers	84

TOUCHDOWNS

Year	Player	TDs
1969	Bill Burnett	20
1968	Bill Burnett	16
1967	David Dickey	16
1962	Billy Moore	14
1957	Gerald Nesbitt	7

CONVERSIONS MADE

Year	Player	PATs
1971	Bill McClard	35
1960	Mickey Cissel	21

PUNTING

Year	Player	Avg
1986	Greg Horne	47.2
1980	Steve Cox	46.5
1979	Steve Cox	43.8
1975	Tommy Cheyne	43.0
1955	Gerald Nesbitt	46.9
1953	Lamar McHan	40.2
1943	Harold Cox	41.0
1939	Kay Eakin	38.3
1938	Kay Eakin	41.1
1937	Jack Robbins	39.4

PUNT RETURN YARDS

Year	Player	Yds
1984	Bobby Joe Edmonds	294
1966	Martine Bercher	375
1965	Jack Brasuell	285
1964	Ken Hatfield	518
1962	Ken Hatfield	350
1961	Lance Alworth	267
1960	Lance Alworth	366
1960	Lance Alworth	307
1955	Don Horton	173
1953	Lamar McHan	233

KICKOFF RETURN YARDS

Year	Player	RPG
1982	Derek Holloway	21.7
1980	Derek Holloway	407
1961	Lance Alworth	300
1960	Lance Alworth	328
1946	Clyde Scott	170
1945	Alton Baldwin	242
1944	Alton Baldwin	286

INTERCEPTIONS

Year	Player	RPG
1988	Patrick Williams	6
1971	Louis Campbell	7
1970	David Hogue	6
1966	Gary Adams	7
1956	Gerald Nesbitt	4
1955	Don Christian	4
1954	George Walker	6

* based on per-game average

TOTAL OFFENSE

SWC YEAR	GAMES	RUSH YARDS	PASS YARDS	TOTAL YARDS	AVG./GAME
1971	11	2,571	2,327	4,898	445.3
1965	10	2,262	1,341	3,603	360.3
1962	10	2,412	1,158	3,570	357.0
1937	10	NA	NA	2,823	282.3

SEC YEAR	GAMES	RUSH YARDS	PASS YARDS	TOTAL YARDS	AVG./GAME
2011	13	1,786	2,909	5,695	438.1

RUSHING OFFENSE

SWC YEAR	GAMES	ATTEMPTS	RUSH YARDS	AVG./GAME
1989	11	680	3,456	314.2
1986	11	668	2,721	247.4
1985	11	685	2,922	265.6
1975	11	659	3,523	320.3
1965	10	515	2,262	226.2
1962	10	570	2,412	241.2

SEC YEAR	GAMES	ATTEMPTS	RUSH YARDS	AVG./GAME
2007	13	625	3,725	286.5
2006	14	539	3,199	228.5
2005	11	481	2,386	216.9
2003	13	626	3,145	241.9
2002	14	643	3,065	218.9

PASSING OFFENSE

SWC YEAR	GAMES	ATTEMPTS	COMPLETIONS	PASS YARDS	AVG./GAME
1971	11	293	170	2,327	211.5
1970	11	286	160	2,448	222.5
1937	10	NA	NA	1,850	185.0

SEC YEAR	GAMES	ATTEMPTS	COMPLETIONS	PASS YARDS	AVG./GAME
2011	13	471	299	3,909	300.7
2010	13	465	301	4,338	333.7
2009	13	403	225	3,624	278.8

SCORING OFFENSE

SWC YEAR	GAMES	TOTAL POINTS	AVG. / GAME
1971	11	343	31.2
1966	10	218	21.8
1965	10	324	32.4
1964	10	221	22.1
1962	10	286	28.6
1960	10	179	17.9
1957	10	187	18.7
1937	10	NA	18.6
1933	10	NA	20.6
1928	9	NA	27.9

SEC YEAR	GAMES	TOTAL POINTS	AVG. / GAME
2011	13	478	36.8
2009	13	468	36.0

THIRD DOWN DEFENSE

SEC YEAR	GAMES	CONV	ATT	PCT
2010	13	62	185	.335

RED ZONE OFFENSE

SEC YEAR	GAMES	RED ZONE	PCT.	TDS	RUSH TD/PASS TD	FGM-FGA
2010	13	44-49	.898	34	17/17	10-10
2009*	13	47-49	.959	35	19/16	12-14
2004	11	35-40	.875	32	20/12	3-5

TURNOVER MARGIN

SEC YEAR	GAMES	-- GAINED --			-- LOST --			MARG	PER/G
		FUM	INT	TOT	FUM	INT	TOT		
2003	13	16	17	33	13	9	22	+1	0.85
2002	14	17	19	36	6	13	19	+17	1.21

TOTAL DEFENSE

SWC YEAR	GAMES	RUSH YARDS	PASS YARDS	TOTAL YARDS	AVG / GAME
1960	10	1,330	641	1,971	197.1
1962	10	907	1,094	2,001	200.1
1964	10	970	835	1,805	180.5
1966	10	997	1,507	2,504	250.4
1967	10	1,415	1,346	2,761	276.1
1970	11	1,353	1,585	2,938	267.1
1971	11	1,419	1,334	2,753	250.3
1982	11	1,064	1,670	2,734	248.5
1984	11	1,336	1,883	3,219	292.6

SEC YEAR	GAMES	RUSH YARDS	PASS YARDS	TOTAL YARDS	AVG / GAME
2000	11	1,530	1,683	3,213	292.1

RUSHING DEFENSE

SWC YEAR	GAMES	ATTEMPTS	RUSH YARDS	AVG / GAME
1951	10	461	1,226	122.6
1962	10	382	907	90.7
1965	10	355	756	75.6
1966	10	388	997	99.7
1968	10	430	1,380	138.0
1971	11	479	1,419	129.0
1982	11	420	1,064	96.7
1985	11	425	1,278	116.2
1987	12	393	1,198	99.8
1988	11	394	1,010	91.8

SEC YEAR	GAMES	ATTEMPTS	RUSH YARDS	AVG / GAME
1995	12	424	1,251	104.3

PASSING DEFENSE

SWC YEAR	GAMES	ATTEMPTS	COMPLETIONS	PASS YARDS	AVG / GAME
1954	10	122	48	538	53.8
1961	10	121	57	629	62.9
1977	11	227	98	984	89.5

SEC YEAR	GAMES	ATTEMPTS	COMPLETIONS	PASS YARDS	AVG / GAME
2000	11	302	143	1,683	153.0

SCORING DEFENSE

SWC YEAR	GAMES	TOTAL POINTS	AVG / GAME
1954	10	90	9.0
1964*	10	57	5.7
1965	10	104	10.4
1966	10	73	7.3
1969	10	76	7.6
1977	11	95	8.6
1982	11	115	10.5
1984	11	138	12.5
1985	11	129	11.7
1986	11	142	12.9
1988	11	173	15.7

KICKOFF RETURNS

SEC YEAR	GAMES	RET	YARDS	TDS	AVG
2005*	11	33	965	1	29.2

PUNTING

SEC YEAR	GAMES	PUNTS	YARDS	AVG./PUNT
2012	12	54	2416	44.7

PUNT RETURNS

SEC YEAR	GAMES	RET	YARDS	TDS	AVG
2010	13	20	311	1	15.6

PAT KICKING

SEC YEAR	GAMES	MADE	ATT	PCT
2012	12	33	33	100.0

* NCAA Leader



OPPONENT RECORDS

INDIVIDUAL OFFENSE

Rushing Attempts: 41, Travis Stephens, Tennessee, 2001
Rushing Yards: 281, Tony Temple, Missouri, 2007
Rushing TDs: 4, Tony Temple, Missouri, 2007
Pass Attempts: 67, Kolton Browning, ULM, 2012; Tim Couch, Kentucky, 1998
Pass Completions: 47, Tim Couch, Kentucky, 1998
Passing Yards: 499, Tim Couch, Kentucky, 1998
Completion Percentage: .895 (17-19), Jason Campbell, Auburn, 2004
Interceptions Thrown: 8, Gary Carter, SMU, 1970
TD Passes: 7, David Klingler, Houston, 1990
Receptions: 17, Willie Gosha, Auburn, 1995
Receiving Yards: 222, Willie Gosha, Auburn, 1995
Yards Per Catch: 37.8 (4-15), Edward Pope, Texas A&M, 2014
TD Receptions: 3, J. Armstead, Ole Miss, 2001; Cedrick Wilson, Tennessee, 2000; Reidel Anthony, Florida, 1996; Emanuel Tolbert, SMU, 1976; Don Ellis, Texas A&M, 1952
Total Offensive Plays: 83, Kolton Browning, ULM, 2012
Total Offensive Yards: 557 (104 rushing, 453 passing), Johnny Manziel, Texas A&M, 2012
Total Punts: 14, Eddie Hare, Tulsa, 1978
Punting Yards: 578, Eddie Hare, Tulsa, 1978
Punting Average: 55.5 (2-11), Brian Diehl, Alabama, 1993
Punt Returns: 8, Robert Dunn (58 yards), Auburn, 2007
Punt Return Yards: 125, Marquis Maze, Alabama, 2011
Interceptions: 4, Jack Boring, Texas A&M, 1952
Interception Return Yards: 98, Eric Berry (2 interceptions), Tennessee, 2007
Kickoff Returns: 9, Johnny Sears (200 yards), Eastern Michigan, 2009
Kickoff Return Yards: 225, Chris Gulliver (8 returns), South Carolina, 2007
Touchdowns Responsible For: 7, David Klingler, Houston, 1990
Points Responsible For: 42, David Klingler, Houston, 1990
Extra Points Made: 9, Alex Walls, Tennessee, 2000
Field Goals Attempted: 7, Abby Daigle, Oklahoma State, 1974
Field Goals Made: 5, Dan Nystrom, Minnesota, 2002; Brian Hazelwood, Mississippi State, 1998; Jeff Ward, Texas, 1985
Longest Rushing Play: 97, John Avery, Ole Miss, 1997
Longest Passing Play: 99, Gino Torretta to Horace Copeland, Miami, 1991
Longest Punt Return: 92, Tyrann Mathieu, LSU, 2011; Fred Jacob, Rice, 1942
Longest Kickoff Return: 100, Marlon McClure, UTEP, 2010; Deuce McAllister, Ole Miss, 1999; Arthur Washington, SMU, 1974; Anthony Davis, Southern Cal, 1974
Longest Punt: 88, Larry Isbell, Baylor, 1950
Longest Field Goal: 58, Russell Erxleben, Texas, 1977

TEAM OFFENSE

First Downs: 34, Baylor, 1983
First Downs Rushing: 26, Texas, 1970
First Downs Passing: 22, Texas A&M, 2012; ULM, 2012
Rushing Attempts: 90, Texas, 1970
Rushing Yards: 505, Rice, 1953
Pass Attempts: 68, ULM, 2012
Pass Completions: 47, Kentucky, 1998
Passing Yards: 499, Kentucky, 1998
TD Passes: 7, Houston, 1990
Total Offensive Plays: 103, ULM, 2012; Kentucky, 2003 (70T)
Total Offensive Yards: 736, Southern California, 2005
Total Punts: 14, Tulsa, 1978
Punt Yards: 578, Tulsa, 1978
Fewest Punts: 0, Northwestern (La.) State, 1947
Punt Returns: 8, Auburn (58 yards), 2007
Punt Return Yards: 125, Alabama, 2011
Kickoff Returns: 11, North Texas (215 yards), 2007
Kickoff Return Yards: 271, UTEP (10 returns), 2010
Total Points: 103, Oklahoma, 1918
Extra Points Made: 10, Southern California, 2005
Field Goals Attempted: 7, Oklahoma State, 1974
Field Goals Made: 5, Minnesota, 2002; Mississippi State, 1998; Texas, 1985

TEAM DEFENSE

Fewest Arkansas First Downs: 3, vs. Baylor, 1958
Fewest Arkansas First Downs Rushing: 0, vs. Florida, 1997
Fewest Arkansas First Downs Passing: 0, 14 times (Last time vs. SMU, 1991)
Fewest Arkansas Rushing Attempts: 19, vs. Rutgers, 2012; at Alabama, 2011
Fewest Arkansas Net Rushing Yards: -56, vs. Florida, 1997
Fewest Arkansas Passes Attempted: 0, vs. Oklahoma State, 1976
Fewest Arkansas Passes Completed: 0, Five times (Last time vs. Texas A&M, 1991)
Most Arkansas Passes Intercepted: 8, vs. SMU, 1951
Most Interception Return Yards: 132, vs. Tennessee (3 interceptions), 2007
Fewest Arkansas Yards Passing: -11, vs. USC, 1974
Fewest Arkansas Total Offensive Plays: 26, vs. Texas, 1947
Fewest Arkansas Total Offensive Yards: 42, vs. UCLA, 1988 (21 rush, 21 pass)

ATTENDANCE RECORDS

ALL GAMES

Any Game:
 107,262 at Tennessee, Nov. 11, 2000
Regular Season Game:
 107,262 at Tennessee, Nov. 11, 2000
Season Total:
 791,661 in 11 games, 2005
 844,611 in 12 games, 2008
 926,552 in 13 game, 2009

HOME GAMES

Any Game (Fayetteville):
 76,808 vs. Alabama, 2010 (DWRRS)
Any Game (Little Rock):
 55,912 vs. Alabama, 1992 (WMS)
Season Total (Fayetteville):
 443,368 in 2006 (6 games)
Season Total (Little Rock):
 221,686 in 1979 (4 games)
Season Total (Both):
 554,621 in 2006 (8 games)
Season Average (Fayetteville):
 73,895 in 2006
Season Average (Little Rock):
 55,757 in 2010
Season Average (Both):
 69,328 in 2006

DONALD W. REYNOLDS RAZORBACK STADIUM

Top 10 Crowds			
Rk	Opp	Date	Attendance
1.	Alabama	Sept. 25, 2010	76,808
2.	Tennessee	Nov. 11, 2006	76,728
3.	USC	Sept. 2, 2006	76,564
4.	Texas	Sept. 11, 2004	75,671
5.	Alabama	Sept. 23, 2006	74,687
6.	Alabama	Sept. 15, 2012	74,617
7.	Georgia	Sept. 19, 2009	74,210
8.	Auburn	Oct. 8, 2011	74,191
9.	Ole Miss	Oct. 25, 2008	74,168
10.	Auburn	Oct. 11, 2003	74,026

WAR MEMORIAL STADIUM

Top 10 Crowds			
Rk	Opp	Date	Attendance
1.	Alabama	Sept. 19, 1992	55,912
2.	Texas	Oct. 20, 1979	55,838
3.	LSU	Nov. 24, 2006	55,833
4.	LSU	Nov. 27, 1998	55,831
5.	LSU	Nov. 26, 2004	55,829
6.	North Texas	Sept. 20, 2003	55,825
7.	Oklahoma St.	Sept. 20, 1980	55,822
8.	S. Florida	Sept. 14, 2002	55,817
9.	Oklahoma St.	Sept. 22, 1979	55,812
10.	LSU	Nov. 27, 2010	55,808

ON THE ROAD

Top 10 Crowds			
Rk	Opp	Date	Attendance
1.	Tennessee	Nov. 11, 2000	107,262
2.	Tennessee	Nov. 14, 1998	106,365
3.	Tennessee	Oct. 5, 2002	105,688
4.	Tennessee	Nov. 10, 2007	104,459
5.	Tennessee	Nov. 16, 1996	103,158
6.	Alabama	Oct. 19, 2013	101,821
7.	Alabama	Sept. 24, 2011	101,821
8.	Texas	Sept. 27, 2008	97,833
9.	Tennessee	Oct. 10, 1992	95,202
10.	Tennessee	Oct. 8, 1994	94,997

YEARLY ATTENDANCE

Year	Fayetteville	Little Rock	Totals
1944	(3) 10,820	(1) 11043	21,863
1945	(3) 26,908	(1) 13,878	40,786
1946	(4) 35,175	(1) 16,624	51,799
1947	(3) 41,976	(1) 13,934	55,910
1948	(3) 43,440	(4) 96,092	139,532
1949	(3) 45,213	(3) 65,129	110,342
1950	(3) 41,970	(3) 67,017	108,987
1951	(3) 49,563	(3) 54,334	103,897
1952	(3) 38,563	(3) 64,327	102,890
1953	(3) 41,155	(3) 62,231	103,386
1954	(3) 55,189	(2) 70,454	125,643
1955	(3) 60,597	(3) 92,882	153,479
1956	(3) 57,806	(3) 96,127	153,933
1957	(3) 68,482	(3) 92,230	160,712
1958	(3) 71,412	(3) 98,040	169,452
1959	(3) 73,327	(3) 109,997	183,324
1960	(3) 87,200	(3) 120,420	207,620
1961	(3) 82,500	(3) 114,000	196,500
1962	(3) 92,800	(3) 114,200	207,000
1963	(3) 83,230	(4) 163,700	246,930
1964	(3) 92,150	(3) 118,640	210,790
1965	(3) 115,350	(4) 178,500	293,850
1966	(3) 122,900	(3) 135,050	257,950
1967	(3) 121,953	(4) 187,634	309,587
1968	(3) 126,958	(3) 148,221	275,179
1969	(3) 131,355	(4) 170,717	302,072
1970	(3) 123,000	(4) 194,000	317,000
1971	(4) 163,977	(4) 217,244	381,221
1972	(3) 120,015	(4) 209,102	329,117
1973	(3) 120,439	(4) 179,542	299,981
1974	(3) 120,500	(4) 200,309	320,809
1975	(3) 118,460	(4) 201,575	320,035
1976	(3) 121,657	(4) 194,462	316,119
1977	(3) 131,611	(4) 214,991	346,602
1978	(3) 135,284	(3) 164,266	299,550
1979	(3) 132,345	(4) 221,686	354,031
1980	(3) 122,047	(4) 214,874	336,921
1981	(3) 129,991	(3) 163,710	293,701
1982	(3) 132,486	(4) 217,904	350,390
1983	(3) 131,102	(4) 193,160	324,262
1984	(3) 123,908	(4) 219,568	343,476
1985	(2) 104,856	(4) 218,640	323,496
1986	(4) 191,880	(3) 165,248	357,128
1987	(3) 132,734	(3) 137,412	270,146
1988	(3) 138,066	(4) 205,390	343,456
1989	(3) 156,366	(3) 150,464	306,830
1990	(3) 146,650	(4) 199,842	346,492
1991	(3) 131,420	(4) 191,578	322,998
1992	(3) 118,001	(3) 150,505	268,506
1993	(3) 125,946	(3) 155,928	281,874
1994	(3) 139,757	(3) 149,419	289,176
1995	(3) 144,116	(3) 162,835	306,951
1996	(3) 139,549	(4) 172,313	311,862
1997	(3) 127,020	(3) 153,704	280,724
1998	(3) 148,440	(3) 167,157	315,597
1999	(3) 155,844	(3) 165,996	321,840
2000	(4) 203,238	(3) 152,214	355,452
2001	(5) 319,207	(2) 105,727	424,934
2002	(5) 331,832	(3) 154,184	486,016
2003	(5) 333,677	(2) 111,442	445,119
2004	(5) 353,446	(1) 55,829	409,275
2005	(4) 272,149	(2) 109,921	382,070
2006	(6) 443,368	(2) 111,253	554,621
2007	(6) 418,239	(2) 110,021	528,260
2008	(5) 357,113	(2) 110,373	467,486
2009	(5) 344,577	(2) 111,206	455,783
2010	(5) 357,783	(2) 111,513	469,296
2011	(5) 360,566	(2) 108,367	468,933
2012	(6) 420,943	(2) 108,467	529,410
2013	(5) 338,618	(2) 92,556	431,174
2014	(6) 399,124	(1) 54,959	454,083
Totals	11,099,339	9,636,277	20,735,616

A wide-angle photograph of a large stadium at dusk. The stadium is filled with spectators, and the sky is a mix of blue and orange. In the foreground, a parking lot is packed with cars, many of which are decorated with red and white bunting. A red banner with the word "FACILITIES" in white capital letters is superimposed over the center of the image. To the right, a tall, modern building with large windows and a sign on top is visible. The overall scene is one of a busy, well-organized event.

FACILITIES



Donald W. Reynolds Razorback Stadium (DWRRS) will serve as the home of Razorback Football for the 78th season during the 2015 campaign. Since opening in 1938, the Razorbacks have played 268 games at the current site, winning more than 65 percent of their contests.

Located on the western side of campus, DWRRS was formerly known as Razorback Stadium before being renamed in 2001 in honor of the late Donald W. Reynolds. The playing field is named in honor of former athletic director and the winningest, longest-tenured head football coach in UA history, Frank Broyles.

Upon undergoing many modifications, DWRRS gives the University of Arkansas one of the finest football facilities in the nation.

The latest addition of note is the video display in the north end zone, part of the scoreboard renovation in 2012. Built upon LSI's SMARTVISION® LED technology, the 16mm video display is currently the fourth-largest on-campus video display in the country. Measuring at nearly 167' x 38', nearly doubling the dimensions of the former video board, the display gives the stadium a true high definition video display area with the actual width exceeding HD resolution.

Prior to the 2001 season, the stadium underwent a dramatic advancement - a \$110 million project, which included a \$20 million gift from the Donald W. Reynolds Foundation, increased the seating capacity from 51,000 to 72,000.

The renovation included reconstructed concourses with a brick facade that completely enclosed the concrete and steel below the stands. In addition, the concourses were widened, and concession areas and restrooms were replaced.

Known as "Championship Alley," the east concourse displays all 13 conference championships, the 1964 national title and every football letterman. The south end zone concourse, "All-American Alley," is dedicated to the 52 Razorback All-Americans. The west concourse, "Bowl Alley," commemorates each of the program's 40 bowl teams.

Another noticeable addition was the enclosure of the south end zone, which features chair back seating and the addition of approximately 7,300 total seats as well as a food court with vendor space.

Along with an expanded press box, which includes Orville Henry Press Row, 68 luxury suites/skyboxes were added, bringing the total to 132.

The 15,000 square foot Bob and Marilyn Bogle Academic Center and the 3,800 square foot Wilson Matthews A Club were both added on the east side next to a 6,500-seat upper deck that is complemented by enclosed premium club seating. The stadium's capacity includes 8,950 club seats, inside and out.

One of the first ever expansion projects occurred in 1950 and included the construction of a new press box and 5,200 more seats on the west side. Another 5,200-seat addition to the east side was completed in 1957.

Earlier building efforts in 1965 and 1969 raised capacity to 42,678 - a figure held steady for more than a decade.

Prior to 2001, the last previous expansion occurred before the 1985 season and added additional seats and skyboxes, bringing the facility to 50,000 seats.

Other improvements during the facility's history include the addition of AstroTurf in 1969 as well as the construction of the Broyles Athletic center. Since its development, the Razorbacks' game-day locker room resides at the north end of the stadium in the facility. The athletic center, which also houses athletic administration, underwent renovations in 1994. The DWRRS playing surface then returned to natural grass in 1995 prior to its transition to synthetic turf in 2009.

Making its debut on Sept. 24, 1938 as Arkansas defeated Oklahoma A&M, 27-7, the stadium was dedicated later that year on Oct. 8 when the Razorbacks hosted Baylor.

Constructed as a Works Progress Administration project with an original capacity of 13,500, the facility was first enlarged upon the arrival of John Barnhill as athletic director in 1947 when an additional 2,500 seats were added to the north end of the east and west grandstands.

Prior to 1938, the Razorbacks played in a 300-seat stadium built in 1901 on land atop "The Hill," now occupied by Mullins Library and the Fine Arts Center.

DWRRS FACTS


CAPACITY: 72,000

FIRST GAME: Sept. 24, 1938 - Arkansas 27, Oklahoma 7

DEDICATED: Oct. 8, 1938 - Baylor 9, Arkansas 6

DWRRS RECORD: 178-88-2 (.668)

FAYETTEVILLE RECORD: 296-123-10 (.702)



ALL-TIME TOP 10 CROWDS

Rk	Opponent	Date	Attendance
1.	Alabama	Sept. 25, 2010	76,808
2.	Tennessee	Nov. 11, 2006	76,728
3.	USC	Sept. 2, 2006	76,564
4.	Texas	Sept. 11, 2004	75,671
5.	Alabama	Sept. 23, 2006	74,687
6.	Alabama	Sept. 15, 2012	74,617
7.	Georgia	Sept. 19, 2009	74,210
8.	Auburn	Oct. 8, 2011	74,191
9.	Ole Miss	Oct. 25, 2008	74,168
10.	Auburn	Oct. 11, 2003	74,026



For more than five decades, Broyles helped shape intercollegiate athletics as a legendary coach, nationally respected administrator and a tireless goodwill ambassador for his university and state. In July 2014, Broyles stepped away from his day-to-day duties with the Razorback Foundation after a combined 55 years of service with the Department of Intercollegiate Athletics and Razorback Foundation. Broyles continues to serve as Athletics Director Emeritus.

In his 19-year stint as Arkansas' head coach, the Razorbacks posted a record of 144-58-5, captured seven SWC championships, one national championship and earned 10 bowl berths. Broyles was a six-time SWC Coach of the Year and became the mentor to dozens of assistant coaches preparing them for successful head coaching careers in both college and pro football. His impact on the coaching profession is best measured in the development of more than 40 head coaches. Former Broyles' assistant coaches have combined to win five Super Bowls, five national championships, more than 40 conference titles and more than 2,000 games. His legacy is celebrated annually with the presentation of the Broyles Award to the nation's top assistant football coach.

Broyles assumed the role of athletic director in July 1973 and remained in that position long after retiring from coaching in 1976. While universally recognized for his coaching prowess, it was his keen administrative and business skills that allowed Broyles to charter a steady course of success for the Razorbacks. Broyles laid the

groundwork for transforming the athletic program into an all sport program that produced 41 national championships, 57 SWC and 48 SEC championships, 22 bowl appearances and a bevy of other team and individual accomplishments under his tenure.

On Nov. 3 2007, Frank Broyles Field, the on-campus football playing field for the Arkansas Razorbacks within Donald W. Reynolds Razorback Stadium, was named for the long-time head football coach and athletic director. The field was dedicated at halftime of the Arkansas-South Carolina game in an on-field ceremony that included Broyles once again leading former Razorback football lettermen through the "A" and a surprise visit from broadcasting legend and Broyles' former ABC Sports broadcasting partner Keith Jackson. The dedication culminated a memorable weekend that also included a reunion of former football lettermen spanning Coach Broyles' 19-year career as the Razorbacks' head football coach.

On Nov. 23, 2013, a bronze statue was dedicated in Broyles honor in front of the Broyles Athletic Center. The statue, sculpted by Dr. Gary Renegar, stands seven and a half feet and weighs more than 700 pounds.



RAZORBACK FOOTBALL

2015 RAZORBACKS

2014 REVIEW

HISTORY

RECORDS

FACILITIES

U OF A





The Razorbacks' home venue in Central Arkansas for 68 years, War Memorial Stadium/AT&T Field is slated to host Arkansas football games until 2018 after an extension was signed in 2013. During that span, the facility will host one UA game annually.

Three-year UA letterman and Congressional Medal of Honor Winner Maurice (Footsie) Britt was the featured speaker during dedication ceremonies for War Memorial Stadium on Sept. 18, 1948. On that day, a crowd of 24,950 (a record football attendance in Arkansas at that time) watched the Razorbacks defeat Abilene Christian, 40-6.

During its existence, the facility has expanded from its original capacity of 31,000 to its current figure of 54,120.

A complete lighting system and AstroTurf surface were added for the 1970 season with a new artificial surface to follow in 1974. Ten years later, another new layer of artificial turf was installed before a return to natural grass was made in 1994. AstroPlay was installed for the 2002 season. War Memorial Stadium installed a new turf manufactured by Field Turf during the summer of 2010 and the field was named AT&T Field. In addition, a new \$7.5 million press box that includes 500 club seats was constructed for the 2010 football season. The War Memorial Stadium Commission, along with the University of Arkansas Athletic Department, has renovated the Razorback Letterman's Club and Recruit Room.

In 1974, the press box was honored as the best in the nation by the Football Writers Association of America, a recognition for the facility and the services provided. The press floor is now named for longtime sportswriter and an authority on Razorback history, Orville Henry.

WAR MEMORIAL STADIUM FACTS

CAPACITY: 54,120

FIRST GAME AND DEDICATION:

Sept. 18, 1948 - Arkansas 40, Abilene Christian 6

WMS RECORD: 149-59-4 (.712)

LITTLE ROCK RECORD: 166-66-4 (.712)





RAZORBACK FOOTBALL

2015 RAZORBACKS

2014 REVIEW

In 2008, Arkansas and Texas A&M officials agreed to enter into an agreement with AT&T Stadium, home of the Dallas Cowboys in Arlington, Texas to renew its long-time storied rivalry under the name "Southwest Classic."

After a 16-year absence, the 2009 season marked the return of the rivalry between the former Southwest Conference foes. This time, The Razorbacks and Aggies clashed in a non-conference showdown where Arkansas claimed a 47-19 victory. The matchup followed suit in 2010 and 2011, both resulting in Razorback victories.

Due to scheduling conflicts associated with the Aggies' move to the SEC in 2012, the schools were forced to alternate home venues for the 2012 and 2013 contests; however, the contest returned to Arlington in 2014 and kicked off the first game of an 11-year agreement.

Arkansas boasts a 4-1 record at AT&T Stadium and leads the all-time series versus the Aggies 41-27-3.

One of the most expensive sports venues ever built, AT&T Stadium was completed in 2009 and is fourth-largest in capacity in the NFL. Capacity can expand to seat upwards of 85,000 people. The \$1.15 billion project was spearheaded by Dallas Cowboys owner and former co-captain of the UA 1964 national championship team Jerry Jones.

Containing the world's largest column-free interior and the fourth largest high definition video screen, which hangs from 20-yard line to 20-yard line, the facility also serves as a multi-purpose venue for concerts and other college and high school athletic events.

AT&T STADIUM FACTS

CAPACITY: 71,815
FIRST ARKANSAS GAME:
 Oct. 3, 2009 - Arkansas 47, Texas A&M 19
AT&T STADIUM RECORD: 4-1 (.800)

HISTORY

RECORDS



FACILITIES

U OF A





The 80,000 square-foot Fred W. Smith Football Center opened in 2013 and includes a spacious locker room, team meeting rooms, training room, equipment room, a student-athlete lounge and study area, coaches' offices, a recruiting reception area and football displays celebrating the tradition of Razorback Football. In the fall of 2012 as part of the football center project, two new practice fields and a parking deck were completed south of the Walker Family Training Center providing the football team with spectacular new practice venues and university faculty and students with approximately 225 covered parking spaces.

"It is apparent Fred W. Smith and his family are extremely proud of the University of Arkansas and all it represents. They have been long-time fervent advocates of the Razorbacks and the entire state. He is a man of few words and lots of action and his generosity has once again demonstrated a strong devotion to our mission of winning championships. I am a big believer in preparing student-athletes for football and for life and I am pleased to associate Fred W. Smith's name with the facility that will amplify our focus in these areas for countless future Razorbacks."

- Arkansas Football Head Coach Bret Bielema





U OF A

RAZORBACK COMMUNICATIONS

The Razorback Communications Office appreciates your interest in Razorback football and strives to assist you in your coverage. A list of our staff members, our address and our telephone and fax numbers follows:

Office: 479-575-2751
Fax: 479-575-7481
Fayetteville Press Box: (479) 575-6622
Little Rock Press Box: (501) 663-0514

Mailing Address:
 Razorback Communications
 P.O. Box 7777
 Fayetteville, AR 72701

Overnight/Physical Address:
 University of Arkansas
 Razorback Communications
 350 N. Razorback Rd.
 Fayetteville, AR 72701

Football Contacts:



Patrick Pierson
 Assistant AD / Communications
 Office(479) 575-2752
 Cell (479) 387-8569
 Emailpspierso@uark.edu
 Twitter@Pierson_SID



Brett Brecheisen
 Asst. Director / Communications
 Office (479) 575-7430
 Cell(479) 200-6877
 Emailbbrech@uark.edu
 Twitter@bbrech



Brandon Langlois
 Communications Assistant
 Office (479) 575-3696
 Email ..langlois@uark.edu
 Twitter@BMLanglois

Communications Staff:



Jeri Thorpe
 Associate Director



David Beall
 Assistant Director



Joy Ekema-Agbaw
 Assistant Director



Zach Lawson
 Assistant Director



Kelsey Emmons
 Assistant



Bryan Fyalkowski
 Assistant



Mary Lynn Gibson
 Secretary

The policies that follow have been prepared in consideration of your needs, as well as the needs of our student-athletes and coaches, in hopes of creating a positive working environment for us all. As always, we welcome your suggestions and will try to accommodate any special requests you may have.

INTERVIEWS

Interviews with our coaches and student-athletes are encouraged, but we require all interview arrangements be made via the Razorback Communications Office. Coaches and student-athletes are instructed to decline any interviews not pre-arranged by the Communications Office. UA football coaches and student-athletes are generally available for in-person interviews during a game week. All student-athlete and assistant coach interview requests must be made at least one day in advance to allow time to facilitate the notification process. Telephone interviews can be arranged, but student-athletes' telephone numbers will not be provided and student-athletes are instructed to politely decline interviews when contacted by telephone. Student housing, the training room, the weight room and locker rooms are off-limits to members of the media.

DAILY PRACTICE

Following each practice session, select members of the coaching staff or student-athletes will be available for group interviews with the media. Video and still photographers from accredited media outlets wishing to shoot practices are asked to consult with the Communications Office for current guidelines prior to arrival at the practice field.

WEEKLY PRESS CONFERENCE OPPORTUNITIES

Please consult the Razorback Communications Office for the schedule of weekly press opportunities for Coach Bielema and student-athletes.

SEC WEEKLY COACHES' TELECONFERENCE

In conjunction with the Southeastern Conference, head coach Bret Bielema will participate each week in the league's teleconference of football coaches. The teleconferences will be conducted each Wednesday from Sept. 2 to Nov. 25 from 10 a.m. CT to Noon CT. Accredited media members only may access the broadcast-quality teleconference. Callers may participate in the question-and-answer session with an individual coach or all SEC coaches. For more information and the teleconference number, contact the SEC Media Relations Office at (205) 458-3000.

ARKANSAS FTP SITE

An FTP site is available for members of the media. For more information concerning the FTP site, contact Michelle Glover (mgllover@uark.edu).

GAME CREDENTIAL REQUESTS

All requests for media and/or photo credentials must be made online at www.SportsSystems.com/Arkansas. Requests should be made at least two weeks in advance.

Credentials must be requested and will be granted on a game-by-game basis only. No multi-game or full season credentials will be issued.

Please see media credentialing guidelines online at www.SportsSystems.com/Arkansas. Space limitations prevent accommodation of weekly media representatives.

Only fully accredited personnel directly involved in the coverage of the game will be admitted. Credentials are non-transferable. The Razorback Communications Office reserves the right to revoke any credential: (1) used by an individual other than the one for whom it was granted; (2) any individual who refuses to comply with press box and/or photographic area guidelines; (3) any individual who is not an accredited member of the media; (4) any individual under the age of 16.

Credentials will not be mailed. They may be picked up beginning two-and-a-half hours prior to kickoff at the media will call station at the base of the elevator at both Donald W. Reynolds Razorback Stadium in Fayetteville and War Memorial Stadium in Little Rock. Photo identification is required when picking up credentials.

GAMEDAY PARKING

Limited parking is available in Fayetteville and Little Rock for media members. Those media members needing parking should make the request at least two weeks in advance to allow time for mailing.

LIVE STATS

Live in-game stats will be provided for the media at <http://arkansas.statbroadcast.com>.

WIRELESS INTERNET

The Arkansas press box does have wireless access. Information on accessing the internet is available in the game day information packets in the press box.

FAN GUIDE & STADIUM POLICIES

For more game day information and to download a copy of the Arkansas Football Fan Guide, please go to the University of Arkansas' athletics department website at www.ArkansasRazorbacks.com. Select the Fan button and then Fan Guides.

COUNTERFEIT TICKETS

Fans are reminded about the potential of counterfeit tickets being sold at Razorback games. The lone authorized outlet for ticket purchases is the Razorback Ticket Center, and tickets acquired in any other way put the buyer at risk. If fans have any doubt about the validity of their tickets, they can visit the Razorback Ticket Center on Razorback Road to verify their tickets during regular business hours, between 8:30 a.m. and 5 p.m., Monday through Friday. On game day, fans can visit the Ticket Office at Donald W. Reynolds Razorback Stadium's Gate 1 starting three hours prior to kickoff. Further, those suspecting they have counterfeit tickets in their possession should contact UAPD to report this as soon as possible. The Razorback Ticket Center would also like to remind fans that any persons attempting to enter the stadium with a counterfeit ticket could be denied admission and subject to an investigation. Also, any person discovered inside the stadium with a stolen or counterfeit ticket will be escorted out.

E-TICKETS

Razorback E-Tickets, a customer-friendly interactive digital ticketing solution along with digital ticket scanning provides Razorback football fans benefit from the heightened protection against counterfeit tickets and can take advantage of digital ticketing services including print-at-home single game tickets and ticket transfers for season ticket holders. Donald W. Reynolds Razorback Stadium, like many other college and professional venues, will scan all tickets using a bar-code on each ticket to verify admission. Scanning will identify counterfeit and stolen tickets and provide improved security and service. Help windows will be located at Donald W. Reynolds Razorback Stadium at Gates 1 and 16 to help fans with any ticket scanning issues or to answer questions regarding the technology.

TAILGATING POLICIES

Tailgating at the University of Arkansas is a cherished part of the Razorback game day tradition. In order to provide a great game-day experience for all those who choose to tailgate, we remind you to please follow the tailgating policies outlined in the 2015 Arkansas Football Fan Guide. Your cooperation and consideration of all tailgating policies will be especially helpful as it pertains to one parking space/one car, no tents permitted in a parking space and adherence to the policies about the installation and size of tents.

Setting up tents, awnings and similar equipment for tailgates may commence on Friday beginning at 5 p.m. The items must be taken down and removed by Noon on Sunday. If a tent is placed before 5 p.m. on Friday, it will be removed and can be picked up from lost and found through Facilities Management, which can be contacted at 575-5050. In order to have your tent for Saturday's game, it must be picked up from the Facilities Management office before 5 p.m. on Friday.

VICTORY VILLAGE

The University of Arkansas Athletic Department features Victory Village, a reserved tailgating area near Donald W. Reynolds Razorback Stadium, for all Fayetteville home football games. The Athletic Department established the program, which is coordinated by Intents Party Rentals, to provide fans a convenient, worry-free tailgate experience close to the stadium. There are several basic packages offered that include set up and tear down, along with multiple add-on options, lending to an individually tailored, carefree gameday tailgate. Fans needing to drop off large items for their reserved space can begin to do so six hours before kickoff and continue until four hours prior to kick.

Victory Village will have two areas, a Victory Village North located above Lot 44 by the John W. Tyson Poultry Science building, and Victory Village East located across Stadium Drive from Lot 44 on the Administration Hill. Spots in Victory Village can be reserved on a single-game or season-long basis. Tailgating in Victory Village will only be permitted with a reservation. For more information, contact Intents Party Rentals at 479-251-8368. The Arkansas Athletic Department will continue to provide the popular AT&T Fan Zone at the Gardens for free. The AT&T Fan Zone at the Gardens includes inflatable games for kids, live music, televisions and food and drink vendors.

BAG POLICY

For information on the UA bag policy for events, please visit ArkansasRazorbacks.com or refer to the Football Fan Guide.

TRAVEL TO THE STADIUM

Fans are reminded that if you are parking in lots South of Donald W. Reynolds Razorback Stadium, it may be best to enter campus off of I-540 at Martin Luther King Blvd. (Exit #62). If you are parking in lots North of Donald W. Reynolds Razorback Stadium, it may be best to enter campus off of I-540 at Wedington Drive (Exit #64). As a reminder, traffic control begins four hours prior to kick. The pre-game and post-game traffic routes can be found in the 2015 Football Fan Guide at www.ArkansasRazorbacks.com.

GAME DAY PARKING

Parking lots to be used for home football games are indicated on the football parking maps on the University of Arkansas Transit and Parking website at www.parking.uark.edu. Also available is a listing of parking policies, maps and diagrams, pre- and post-game traffic flow and shuttle information for all Razorback home football games. Vehicles will be relocated from the designated parking lots by midnight prior to kick-off.

GENERAL PUBLIC PARKING

Public parking is limited on campus on game days. Fans are encouraged to arrive early. Pay parking is available at the Harmon Avenue Parking Garage located North of Center Street on Harmon Avenue. There is a \$10 charge per vehicle for parking. Spaces are available on a first-come, first-served basis.

RESERVED PARKING

Certain lots will be reserved on game days. Parking passes for Fayetteville games at Donald W. Reynolds Razorback Stadium are allocated based on Razorback Foundation priority rank. For information about the Razorback Foundation, Inc. and how to obtain a parking pass, please go to www.razorbackfoundation.com. Please note that counterfeiting of any parking pass is strictly prohibited and will result in forfeiture of parking privileges. Additionally, parking passes must be visibly displayed on the windshield of the car while parked in the designated lot. Please refer to the Razorback Foundation's Scholarship parking map located at www.razorbackfoundation.com or the University of Arkansas' athletics department website at www.ArkansasRazorbacks.com for the locations of those reserved lots.

ADA PARKING

ADA parking is available on a first come, first serve basis in a designated area in Lot 56, located on the corner of Martin Luther King Blvd. and Razorback Road. Overflow ADA parking is available at Baum East. A state-issued license plate or hang tag will be required to enter the designated ADA parking areas in each lot. A shuttle is available from both lots and drops off/picks up at Gates 1 and 8 (both on the west side of the stadium) and Gates 14 and 16 (both on the east side of the stadium). Because of the high demand for the shuttle service from Lot 56 and Baum East, ridership is prioritized by those patrons who have a disability and one caretaker for riders needing additional assistance. There is no fee to ride the shuttle.

*Please note that it is against the law to use an ADA parking permit unless the person to whom the permit is issued is in the vehicle. State laws will be enforced and the disabled person issued a license plate or certificate, shall, upon request of any police officer or any other person authorized to enforce parking laws, ordinances or regulations, present to that officer or authorized person the photo identification card, drivers' license with disability endorsement, or other authorized documentation establishing the person's disability (Arkansas Rule 2007-7).

RE-ENTRY POLICY

Once a guest leaves the stadium, they will not be permitted back in. This is a University of Arkansas and Southeastern Conference Policy and applies to every ticket holder. Guests should plan accordingly and bring everything they need to the stadium upon initial entry.

LOST AND FOUND

During the game you may check one of three Guest Service locations at Gates 1, 13 & 16 for lost items. After the game, all unclaimed items will be turned over to the Guest Service Center at Gate 16. If you have any questions, please contact Gate 16 Guest Services at 479-575-4087. You may also stop by the Guest Service Center at Gate 16 during any home game to inquire about a lost item.

STADIUM TEXTING SERVICE

The University of Arkansas' Athletics Department will again provide a fan text messaging service that will be available inside Donald W. Reynolds Razorback Stadium. The service will allow fans to communicate directly with event management personnel in important security and guest issue situations. Fans needing assistance should text HOGS <space> your issue and location to 69050. Standard text message rates and other charges may apply. Razorback fans are reminded that they can contact the nearest usher or security personnel, or stop by the nearest guest services location to report an issue.

SMOKING/TOBACCO FREE

The University of Arkansas is a tobacco-free campus. This means no cigarettes, pipes, cigars, dip or chew anywhere on campus and includes no stadium exiting for tobacco use outside the stadium. Additionally, violations of the State of AR Clean Air Act of 2009, which applies to smoking, may result in a fine.

FAN CODE OF CONDUCT

Razorback fans are the best of the best. They model this by loudly supporting the Razorbacks and displaying respect and good sportsmanship toward the visiting team and visiting fans. The NCAA, SEC and UA have assigned a high priority to assuring athletic events are conducted in a safe and enjoyable atmosphere which promotes good sportsmanship by spectators, student-athletes and coaches. We request your cooperation by supporting the participants, officials, those around you and event management in a positive manner and treating others with courtesy and respect. Refrain from throwing objects onto the field for any reason. Do not enter the playing areas at any time, unless directed to do so in an emergency situation, including after-game celebrations.



The University of Arkansas Athletic Department and IMG are in their eighth year of a powerful partnership that created Razorback Sports Properties. As the multimedia rights-holder, Razorback Sports Properties is responsible for the corporate marketing and advertising for all 19 sports.

Along with corporate branding through the Razorbacks, RSP also creates new programming and publications for Razorback fans. They continue to expand the coverage of the Razorback Sports Network. This statewide radio network, consisting of 45+ affiliates, covers all of Arkansas and parts of all six surrounding states.

The official radio and television shows of Razorback Football continue to grow in attendance and viewership. The radio show is held weekly at the Catfish Hole and is aired live on the Razorback Sports Network. The official television show is aired statewide on Sunday nights and regionally throughout the week during football season.

Inside Razorback Athletics, the official newspaper of Razorback Athletics, continues to give Razorback fans a behind the scenes look into the University of Arkansas Athletic Department.



CHUCK BARRETT – Play-by-Play

Barrett is entering his ninth season as the play-by-play announcer for the Razorbacks and he's no stranger to Arkansas fans or the Razorback Sports Network broadcast team. This is his 21st year on the broadcast crew, including spending 12 years as the executive producer.

Prior to taking over play-by-play responsibilities in the 2007 season, his duties included hosting the pre-game show, halftime and scoreboard shows, and the football version of the Razorback Report. He has also worked as the play-by-play man for baseball from 1992 to 2014 and added men's basketball play-by-play to his duties prior to the 2010-11 season. Barrett was recognized by the National Sportswriters and Sportscasters Hall of Fame as the 2007, 2008 and 2009 Arkansas Sportscaster of the Year.



KEITH JACKSON – Color Analyst

Jackson is in his 16th season as a part of the broadcast team. The Little Rock native was a two-time All-American at Oklahoma, and a six-time Pro Bowl and three-time All-Pro selection, playing in the NFL with Philadelphia, Miami and Green Bay, and winning a Super Bowl championship with the Packers. Jackson has worked as an analyst for TNT and FOX Sports network telecasts.



QUINN GROVEY – Co-Host and Sideline Reporter

Grovey is in his 18th year on the broadcast team. The former Hog quarterback is a co-host of the pre-game and post-game shows, and provides insight during games as a sideline reporter. Grovey is a senior manager of human resources for Walmart.



RICK SCHAEFFER – Co-Host

Schaeffer is in his 22nd year with Razorback football. He was the color analyst for 10 seasons and is now a co-host for the pre-game, halftime and post-game shows. Schaeffer worked in the UA Sports Information Department for 24 years, 21 of those years serving as director. Rick is the communication director for the Springdale School District and the co-host of Drive Time Sports.



SCOTT INMAN – Co-Host

Inman is in his ninth year as host of the pre-game and postgame shows for Razorback football. It's his 17th overall season with the network, having first served as studio host. Inman anchors the 5 p.m., 6 p.m., and 10 p.m. newscasts for KATV in Little Rock. He has won several awards, including an Emmy for Best Newscast, Associated Press Best Sportscast and Best Play-By-Play awards in both Arkansas and Illinois. He has also earned the Best of the Best News Anchor award by readers of the Arkansas Democrat-Gazette on three occasions.

2015-16 AFFILIATE LIST (AS OF JUNE 29, 2015)

Unless otherwise noted, Affiliates listed carry full schedules of football, men's basketball, coaches shows and the daily Razorback Report.

Arkadelphia	KWPS-FM 106.9
Batesville	KWOZ-FM 103.3
Blytheville	KHLS-FM 96.3
Camden	KCXY-FM 95.3
Cherokee Village	KSAR-FM 92.3
Corning	KBKG-FM 93.5
Corning	KCCB-AM 1260
Crossett	KAGH-AM 800
De Queen	KDQN-FM 92.1
DeWitt	KDEW-FM 97.3
El Dorado	KMRX-FM 96.1
Fayetteville	KAKS-FM 99.5
Fayetteville	KUOA-AM 1290
Fayetteville	KUOA-FM 105.3
Fayetteville	KEZA-FM 107.9
Fayetteville	KQSM-FM 92.1
Forrest City	KBFC-FM 93.5
Fort Smith	KHGG-FM 103.1
Glenwood	KHGZ-AM 670
Glenwood	KHGZ-FM 98.9
Hamburg	KHMB-FM 99.5
Heber Springs	KAWW-AM 1370
Helena	KFFA-AM 1360
Hope	KHPA-FM 104.9
Horseshoe Bend	KKIK-FM 106.5
Hot Springs	KLBL-FM 104.5
Jonesboro	KEGI-FM 100.5
Little Rock	KABZ-FM 103.7
Magnolia	KZHE-FM 100.5
Marshall	KBCN-FM 104.3
Mena	KTTG-FM 96.3
Monett, Mo.	KKBL-FM 95.9
Monticello	KGPO-FM 99.9
Morrilton	KVOM-FM 101.7
Mountain Home	KOMT-FM 107.5
Ozark	KDYN-AM 1540
Ozark	KDYN-FM 96.7
Paris	KERX-FM 95.3
Russellville	KCAB-AM 980
Russellville	KCJC-FM 102.3
Ruston, La.	KRLQ-FM 94.1
Searcy	KSMD-FM 99.1
Stuttgart	KWAK-FM 105.5
Texarkana	KKTK-AM 1400
Tulsa, Okla.	KCFO-AM 970
Wynne	KWYN-FM 92.5
Wynne	KWYN-AM 1400

ATHLETIC TRAINING



Matt Summers
Director of Athletic Training
Head Athl. Trainer, Football




Chris Hauler
Assistant
Athletic Trainer



Chris Litt
Assistant
Athletic Trainer



Adam Barta
Graduate Assistant
Athletic Trainer



Tony Pressley
Graduate Assistant
Athletic Trainer

ACADEMICS



Ragean Hill
Director of Academics
for Football




JL Jennings
Academic Counselor



Chris Johnson
Assistant Director of
Academics for Football



Andrea Swanson
Graduate Assistant
Academics - Football



Aquasia Thornhill
Graduate Assistant
Academics - Football

EQUIPMENT



Jake Rosch
Director of Football
Equipment Operations



Ryan Robertson
Assistant Football
Equipment Manager



Joe Spiegelhoff
Graduate Assistant
Equipment

SPORTS NUTRITION



Katie Raines
Dietitian



Jacob Clark
Nutritionist

RAZORBACK FOOTBALL

2015 RAZORBACKS

2014 REVIEW

HISTORY

RECORDS

FACILITIES

U OF A





UNIVERSITY OF ARKANSAS

What Makes This Place So Special?

The momentum of the University of Arkansas continues to propel the institution toward new milestones and achievements. Over the past several years, we've made significant progress by doing the things indicative of a great institution. Doing those things well moves us ever closer to our goal of being recognized among the top 50 best public institutions out of some 1,600 colleges surveyed in the country.

Let's break down the factors:



Student Measures

Retention & graduation

This past year, the University of Arkansas increased the percentage of students who graduated within six years, recording the highest graduation rate since the institution began tracking the statistic in 1985.

The graduation rate improved to 62.3 percent for students who entered the university as freshmen in the fall of 2008. Each academic year's group of first-time, full-time, degree-seeking freshmen becomes part of what's called a "cohort."

What are we doing to improve retention and graduation rates? We're now starting students off on the right foot, offering a freshman transition class, University Perspectives, that helps teach students the skills they need to persist. Also, we've increased academic tutoring and support, added professional advisers to help counsel students toward graduation, reviewed university policies on registration holds

and student debt to the institution, and enhanced financial management information for students, all steps that help keep students on the right path.

Graduation rate performance

One ranking system rates institutions for how well they perform against a graduation rate they predict. U.S. News & World Report, for example, predicts that we should have a 68 percent graduation rate, based on the quality of our students.

Student selectivity

It's no secret the U of A has grown. We welcomed more than 26,500 students to campus this fall. That growth has also brought and increased number of students with higher ACTs and those who have graduated in the top 10 percent of their high school class.

Scholar Athlete

Nathanael Franks was not only a finalist for the Rhodes Scholarship, but he was the

U of A's first male athlete to be named a McWhorter Scholar.

Nationally Competitive

Last year alone, we had a Marshall Scholar, a Truman Scholar, a Goldwater Scholar, two Udall Scholars, 12 National Science Foundation graduate research fellowships, and five Fulbright Scholars. Our all-time total of 49 Goldwater Scholars now ranks us first in the SEC and 15th nationally among public universities. And our total of 18 Truman Scholars also ties us for first in the SEC and 13th nationally among public universities.

All 19 Sports Exceed APR Benchmark

For the third consecutive year, the University of Arkansas exceeds the benchmark Academic Progress Rate multi-year rate of 930 in all 19 of its intercollegiate sport programs, including three programs that scored perfect 1,000 multi-year APR rates. Arkansas' 19 programs averaged a rate of 973.9, marking the fourth straight year the





program average has exceeded 970. All 19 programs eclipsed the benchmark by at least eight points with 17 of the 19 besting the 930 benchmark by 20 points or more.

Faculty Measures

The faculty are the backbone of any institution. Being able to hire and keep the best is often tied to salary. We've been able to improve faculty salaries at the U of A, and pay above the national average for assistant professors. Having enough faculty to keep the student-to-faculty ratio low is another indicator of a quality institution, which goes back to resources. Right now, we have a low ratio of 19 students per one faculty member, which is good.

Alumni Giving

The percentage of alumni that give back to the university serves as an indicator for how satisfied students are with the school. At the U of A, 24.9 percent of our alumni give back, which places us at 19th in the nation. The metric counts annual gifts

from anyone who earned an undergraduate degree at the university and has given to the Razorback Foundation, student scholarships, departments, Hog tags and memberships to the Arkansas Alumni Association.

Alumni Association Record

Scholarship funding generated by members of the Arkansas Alumni Association now award \$1 million to University of Arkansas students – a milestone for the program, which began in 1990.

Reputation


In higher education, your reputation precedes you. The good work you do educating students, preparing graduates to be tomorrow's leaders, making discoveries and advances in science, and supporting your faculty's work in solving problems for the nation and the world earns institutional credibility. The U of A's reputation is rated by Best High School guidance counselors, and higher education peers

including presidents, chancellors, provosts and admissions directors of other national universities.

By sharing good news, facts and figures, and research accomplishments with our audiences, we demonstrate what a special place the U of A is.

\$1.2 Billion Economic Impact

The latest economic impact survey indicated the University of Arkansas has an economic impact in excess of \$1.2 billion on the state. The Arkansas Research & Technology Park contributes \$55 million of that.





National Rankings

School of Law No. 1 Value in Country

The National Jurist ranked the School of Law the No. 1 “Best Value” among American law schools. The School of Law is also ranked in the top tier of law schools and continues its steady climb in the rankings, now at 36th place among public law schools.

Bumpers College No. 22 Nationally

The Dale Bumpers College of Agricultural, Food and Life Sciences was tied for No. 22 among all United States institutions listed and tied for No. 51 in the world according to the QS World University Rankings by Subject, published by TopUniversities.com.

Top Ranking for Programs in Creative Writing

The Creative Writing program in the J. William Fulbright College of Arts and Sciences has long maintained a competitive national ranking. Poets & Writers magazine consistently ranks the program in the

top 40 M.F.A. programs among hundreds nationwide, and in 2007 *The Atlantic Monthly* named it one of the top five most innovative creative writing programs in the nation.

Architecture Program Ranked 8th in Nation Among Public Institutions

The Fay Jones School’s architecture program ranked 19th in the nation, and the eighth-best program among public universities, in the 13th Annual Survey of America’s Best Architecture and Design Schools, a study conducted by the Design Futures Council, which also twice ranked the School of Architecture No. 1 nationally for “Best Small School Design Program” and “Top for Regional Respect and Admiration.”

Walton College Among Top Tier Nationally, First in M.B.A. Job Placement

The Sam M. Walton College of Business is ranked as the 29th top public business school in the nation and is ranked 45th

amongst all public and private schools, its highest overall ranking since 2011. It has also been recognized for its 13th ranked public supply chain management program and 30th ranked public master’s in business administration program with the top ranking in the country for job placement. Walton College graduates are now CEOs of four Fortune 500 companies: Walmart, J.B. Hunt Transport Services Inc., Dillard’s Department Stores and Fidelity National Information Services Inc.

Rehabilitation Counseling Program Among Top 20

In U.S. News & World Report’s 2014 Best Graduate School Rankings, the rehabilitation counseling program in the College of Education and Health Professions was ranked 16th nationally. It is also ranked No. 8 in the nation for scholarly productivity by faculty members.

No. 5 Best Value

In Kiplinger’s 25 Best College Values Under \$30,000 a Year, U of A ranked No. 5.





DR. DANIEL EDWARD FERRITOR | INTERIM CHANCELLOR

Appointed as interim chancellor by University of Arkansas System President Don Bobbitt, Daniel E. Ferritor is known for his quick wit and willingness to listen. He has been a stalwart of the University of Arkansas campus since 1967. He previously served 11 years as chancellor, during a time that laid the foundation for the university's continued progress into the 21st century.

A crowning achievement of Ferritor's is the leadership he provided during the renovation of Old Main, a fixture of the Fayetteville skyline and the symbol of the University of Arkansas and higher education in Arkansas. More than \$13 million was collected in private and state funding for renovation efforts, and in 1991, the building was rededicated for use by future generations of students.

Ferritor's influence is also seen in numerous aspects of the university campus. During his tenure, he engineered a \$120 million building boom on campus that resulted in an additional 2 million square feet of classroom, laboratory and library space. Academic standards for admission were also increased, a move that spurred increased enrollment. Aside from the Old Main fundraising effort, the university also embarked on its first institutional development campaign under Ferritor, increasing annual giving from \$3 million a year to \$20 million.

After stepping down as chancellor in 1997, Ferritor returned to the department of sociology to teach and to guide creation and organization of the Family and Community Institute. In recognition of his commitment to education, Ferritor was awarded the University of Arkansas Alumni Association's Faculty Achievement Award for Teaching and Research in 1984. Ferritor was also awarded the Chancellor's Medal in 2000.

In March 2001, the University of Arkansas dedicated the Daniel E. Ferritor Hall, named in honor of a chancellor who became known by many as one of the university's best advocates.

In 2005, he returned to administrative service in Arkansas higher education as vice president of academic affairs for the University of Arkansas System and then vice president for learning technologies, a post he held until March 2015.

Ferritor holds a bachelor's degree from Rockhurst College and master's and doctoral degrees from Washington University in St. Louis. He has been married to Patricia Jean Hoey for 53 years and they have three children.



DR. SHARON HUNT | FACULTY ATHLETICS REPRESENTATIVE

Chancellor G. David Gearhart appointed Dr. Sharon Hunt to be the faculty athletics representative (FAR) for the University of Arkansas in August 2010.

Dr. Hunt is the first woman and non-lawyer to hold the post. Dr. Hunt has been on the University of Arkansas faculty since 1990, and she served as the department head of the recently renamed Department of Health, Human Performance and Recreation from July 1, 1990 until June 30, 2011 except for the 2000-01 academic year, when she served as the interim dean of the College of Education and Health Professions. On June 30, 2011 Dr. Hunt stepped down as department head and returned to the faculty at the rank of Professor giving her more time to devote to the FAR position.

A high school athlete, Hunt's involvement with collegiate athletics dates back to her own college days at the University of Arkansas when she played extramural sports with the women's basketball and tennis teams prior to the enactment of Title IX. After receiving her bachelor's and master's degrees in physical education from the university, she went on to earn a Doctor of Education degree from the University of Georgia, where she taught a variety of undergraduate courses as a graduate assistant. Upon the completion of her doctoral degree, she joined the faculty of the University of Kentucky for 13 years, where she taught both undergraduate and graduate courses and served as the graduate coordinator for the Department of Health, Physical Education and Recreation. In 1990, she and her family returned to Fayetteville.

The FAR's responsibilities lie in three broad areas: academic integrity within the athletics program, student-athlete well-being, and institutional control of the athletics program. Dr. Hunt is involved in the student-athlete advisory council on campus and chairs the Academic Credential Review Committee and Athletic's Academic Integrity Committee, and serves as an ex-officio member of the Faculty Athletics Committee. In addition, she travels to represent the University of Arkansas at various SEC and NCAA meetings.

Dr. Hunt was instrumental in establishing the graduate athletic training education program in the College of Education and Health Professions, and she has worked closely with athletics on that program. The athletics department provides support to students in the athletic training education program in the form of a stipend, books and travel to the Arkansas Athletic Trainers' Association annual meeting. Two endowed scholarships for athletic training students in honor of longtime Razorback trainers Dean Weber and the late Bill Ferrell were established through the athletics department. Dr. Hunt has been married to David Hunt since 1973, and they have an adult son and daughter as well as one grandson and granddaughter.

UNIVERSITY OF ARKANSAS LEADERSHIP

The Board of Trustees of the University of Arkansas serve as the institution's governing body. The board is comprised of 10 trustees representing each of the state's four congressional districts. The president is the chief executive officer of the University of Arkansas System and reports to the Board of Trustees. Each campus has a chancellor as its chief executive officer, reporting directly to the president.

BOARD OF TRUSTEES



Donald R. Bobbitt
System President



Daniel E. Ferritor
Interim Chancellor



Ben Hyneman
Chairman
Jonesboro (2018)



Reynie Rutledge
Vice Chairman
Searcy (2017)



David H. Pryor
Secretary
Fayetteville (2019)



Morril Harriman
Asst. Secretary
Little Rock (2024)

A MESSAGE FROM INTERIM CHANCELLOR FERRITOR

Welcome to another exciting season of Razorback football. Like you, I'm looking forward to seeing Coach Bielema build on last year's success, which culminated in a 31-7 defeat of Texas in the Texas Bowl. We can be assured the Razorbacks will be playing a competitive and exciting style of football this year—and with an eye toward winning a SEC championship.

It was a great year for Razorback athletics overall.

Arkansas finished 16th nationally in the Learfield Sports Directors Cup Standings. The Directors Cup is a competition that tracks the nation's most successful intercollegiate athletics programs over the course of the year. Finishing 16th is even more impressive when you consider that 12 of the top 15 departments have 20 or more teams competing, while Arkansas has only 19 varsity teams. Clearly, we are doing more with less.

Our Razorbacks are also having similar success in the classroom. This spring our student-athletes had a combined GPA of 3.24—an all-time high and the seventh consecutive year the department exceeded 3.0. This has led to the graduation of more than 200 Razorback student-athletes over the past two years.

A final point of pride is that our athletics department, unlike most departments across the country, is fiscally independent and entirely self-sustaining. But even with the department's careful management of resources, we are self-sustaining because of great fan support, and we need you now more than ever. Your attendance makes all of this possible.

So on behalf of the University of Arkansas, thank you for your passion, your commitment, and your support of Razorback athletics. We can't do it without you.

Go Hogs!
Dan Ferritor
Interim Chancellor



Jane Rogers
Little Rock (2016)



Mark Waldrip
Moro (2020)



John Goodson
Texarkana (2021)



Stephen Broughton, M.D.
Pine Bluff (2022)



C.C. "Cliff" Gibson III
Monticello (2023)



Jim von Grep
Rogers (2025)

UNIVERSITY OF ARKANSAS CAMPUS LEADERSHIP FAYETTEVILLE EXECUTIVE COMMITTEE

Daniel E. Ferritor
Interim Chancellor

Ashok Saxena
Provost

Jeff Long
Vice Chancellor for Intercollegiate Athletics

Randy Massanelli
Vice Chancellor for Governmental Relations

Tim O'Donnell
Interim Vice Chancellor for Finance & Administration

Charles Robinson
Vice Chancellor for Diversity & Community
Interim Vice Provost for Student Affairs

Chris Wyrick
Vice Chancellor for University Advancement

Scott Varady
Associate General Counsel

Laura Jacobs
Associate Vice Chancellor for University Relations

RAZORBACK FOOTBALL

2015 RAZORBACKS

2014 REVIEW

HISTORY

RECORDS

FACILITIES

U OF A



Entering his eighth full year as Vice Chancellor and Director of Athletics, Jeff Long has helped transform the University of Arkansas' Department of Intercollegiate Athletics into one of the most nationally respected programs in the country. Long, the 2015 *SportsBusiness Journal* (SBJ) and *SportsBusiness Daily* (SBD) Athletic Director of the Year, led the program, encompassing 19 sports and more than 460 student-athletes, to the most successful year in the history of the University of Arkansas intercollegiate athletics.

Even by the elevated standard of success set for an all-sports program consistently winning Southeastern Conference (SEC) and NCAA championships, the 2014-15 academic year was truly extraordinary for Razorback Athletics. Arkansas earned a program-best 16th-place finish in the Learfield Sports Directors Cup standings. Arkansas was the only Division I school in the nation in 2014-15 to win a bowl game, games in both the NCAA Men's and Women's Basketball Tournaments and an NCAA Baseball Regional. The Razorback baseball team went on to advance to the College World Series for the third time in the past seven years. Arkansas has finished in the top 30 in the Directors Cup seven times in the past eight years.

In Long's tenure, Arkansas has captured 23 conference championships and advanced to 110 post-season competitions, including the school's first Bowl Championship Series appearance in football and national titles at the 2013 NCAA Men's Indoor Track and Field Championships and the 2015 NCAA Women's Indoor Track and Field Championships.

In the classroom, the Razorbacks continue to set new standards including posting a school record student-athlete grade point average of 3.24 in 2014-15. It marked the seventh consecutive year Razorback student-athletes posted a GPA exceeding 3.0 and eclipsed a goal set to reach 3.2 or above by the year 2021. For the third consecutive year, Arkansas exceeded the national APR multi-year rate in all 19 sports. Graduation success rates continue to rise with more than 200 current or former Razorback student-athletes graduating in the past two years.

Student-athlete development has also been a priority including the continued success of the Razorback Leadership Academy, the first comprehensive leadership program of its kind in the Southeastern Conference. In the community, Razorback student-athletes volunteered more than 4,200 hours for various agencies, organizations and schools around the state.

Long helped lead the Razorback program to unprecedented success, all, while representing his institution and the state in one of the most influential positions in all of sports. Long's appointment as the first ever CFP chairman provided further evidence that he is already one of the most respected and influential leaders within intercollegiate athletics. In 2014, he chaired a committee of 13 distinguished individuals in selecting the best four teams for the inaugural playoff. Long was selected by his fellow committee members to serve as chairman again for the 2015 season.

Even before his appointment as the CFP Selection Committee's Chairman, Long's leadership and unwavering commitment to the student-athletes and maintaining integrity within intercollegiate athletics had not gone unnoticed. In 2013, Long was named as an Under Armour Athletics Director of the Year for the Football Bowl Subdivision. In 2012, Long was named a finalist for the SBJ/SBD Athletic Director of the Year. In the spring of 2012, the Donald W. Reynolds Foundation and longtime chairman Fred W. Smith made a combined gift of more than \$1.25 million to the program in recognition of Long's leadership of Razorback Athletics.

A member of the Chancellor's Executive Committee, Long is helping to chart the course for the future of higher education at the University of Arkansas while integrating Razorback Athletics into the campus community. In each of the past five years, Razorback Athletics has transferred funds totaling more than \$1 million to support the university's academic mission. For 2015-16, the department's total support of university and student programs and initiatives will include \$2.25 million in direct funding of academic programs including financial support for Champions Hall, a new classroom and laboratory building, to serve the entire University of Arkansas student population.

Long was selected to replace legendary athletic director and former Razorback football coach Frank Broyles and even before he officially took the reins on Jan. 1, 2008, Arkansas announced that it would combine





The Long family (l-r): Jeff, Fanny, Christina, Stephanie and Cuddles.

its previously independent men's and women's athletic programs. Long adeptly blended the athletic programs into one unified department and established a new administrative structure.

Under Long's leadership, the program has fortified its financial standing ensuring more support for the development of student-athletes. According to USA Today, Arkansas is one of only 23 financially self-sustaining FBS athletic programs in the nation. As economic indicators were beginning to point toward challenging economic times, Long signed Arkansas to a decade long deal with IMG College to form Razorback Sports Properties that guarantees the Razorback program \$73 million. Long also negotiated an extensive all-sports apparel and footwear agreement with NIKE, Inc. for all 19 Razorback sports programs.

In 2010, Long moved to help meet the growing financial needs of fielding a nationally competitive all-sports program. The athletic department launched the "Answer the Call" campaign through the Razorback Foundation which resulted in more than 2,600 new members and helped generate more than \$6.5 million in additional support for Razorback student-athletes.

In 2014-15, more than \$45 million was raised in support of Razorback Athletics, marking the single best year of fundraising in the program's history. The total included a \$10.65 million gift from the family of former Razorback and Dallas Cowboys owner Jerry Jones, the largest gift to athletics in more than two decades.

With an eye towards the future, Long commissioned a comprehensive plan to assess the future facility needs of the program. Unveiled in October 2011, the Razorback Athletic Facilities Master Plan provided a vision and the road map for \$320 million of facility renovations and additions that will help all 19 Razorback sports remain competitive in the SEC and nationally over the next 30 years.

Projects already completed as part of the plan include the Fred W. Smith Football Center, the Fowle Family Baseball and Track Training Center, extensive renovations of the George Billingsley Tennis Center, Razorback Field (soccer) and the Fred W. Smith and Mary B. Smith Golf Training Facility. In the fall of 2014, the Razorback Track and Field Honors Plaza, featuring a statue of Arkansas' legendary coach John McDonnell, was dedicated at the outdoor track and field facility bearing his name (John McDonnell Field). In the fall of 2015, a Basketball Performance Center and the Jerry and Gene Jones Family Student-Athlete Success Center opened to Razorback student-athletes.

According to a recent economic impact study, Razorback Athletics will have an estimated economic impact of more than \$1 billion in five years. The study

estimated Razorback Athletics generates \$153.6 million annually to the region's economy. Planned athletic construction during the course of the next five years will generate another \$239.7 million.

A veteran administrator with a track record of the highest commitment to the concept of "student-athlete," Long has had more than two decades experience in athletic administration at the Division I level including at the University of Pittsburgh, University of Oklahoma, University of Michigan, Virginia Tech University, Eastern Kentucky University and Rice University. Long also understands the coach's perspective from time spent in coaching staff positions at Duke University, University of Michigan and North Carolina State University.

His experience as an athletic director and administrator in five of the six Bowl Championship Series conferences - the Big 12, Big Ten, Big East, Atlantic Coast and SEC - gives Long a uniquely informed perspective on intercollegiate athletics.

On the forefront of NCAA governance, Long has served on the NCAA Management Council, the NCAA's Sports Wagering Task Force and as a member of the Executive Committee of the Division I-A Athletic Directors' Association. Long served on the NCAA Championships/Sports Management Cabinet.

Prior to assuming his current roles at Arkansas, Long served for four years as the athletic director at the University of Pittsburgh. Long redefined Pitt athletics, most notably through the "Quest for Excellence" campaign that raised nearly \$34 million to enhance the student-athlete experience. During his tenure, the program was selected No. 17 in the nation in the 2006 Sports Illustrated on Campus' All-Sport Rankings.

Before arriving at Pitt, Long was senior associate athletic director at Oklahoma for two and a half years overseeing external affairs for the Sooners. In addition, Long was the primary administrator for the Sooners' highly successful football and men's basketball programs, along with sport supervision of baseball, wrestling and both golf teams.

Long's first appointment as a director of athletics was at Eastern Kentucky where he served for two and a half years. Prior to Eastern, Long had a brief stay with Virginia Tech as an associate athletics director.

He began his career in college athletic administration at Michigan, hired by legendary coach and athletics director, the late Bo Schembechler. During his seasons with the Wolverines, Long was promoted through a series of posts to the position of associate athletics director.

A former two-sport athlete at Ohio Wesleyan, Long earned seven varsity letters for the Bishops in football and baseball before completing his degree in economics in 1982. He started his post-graduate career in athletics working on head coach Tom Reed's staff as a graduate assistant football coach at the cradle of coaches, Miami University of Ohio. Long earned his master's in education at Miami in 1983, moving on to football staff positions at Rice, Duke and N.C. State prior to joining Michigan.

An Ohio native from Kettering, Long is married to the former Fanny Gellrich of Ann Arbor, Mich. The Longs have two daughters, Stephanie and Christina.



Razorback Athletics Executive Staff: (top l-r) Kevin Trainor, Eric Wood, Chris Freet, Byron Hatch, Chris Pohl, Sean Rochelle; (bottom l-r) Matt Trantham, Julie Cromer Peoples, Jeff Long, Jon Fagg, Clayton Hamilton





Jeff Long
Vice Chancellor &
Director of Athletics



Jon Fagg
Senior Associate AD
Administration & Governance



Julie Cromer Peoples
Senior Associate AD/SWA
Admin & Sport Programs



Matt Trantham
Senior Associate AD
Internal Operations



Clayton Hamilton
Senior Associate AD
Business Operations & CFO



Chris Freet
Senior Associate AD
External Ops & Strategic Comm.



Byron Hatch
Associate AD
Business



Chris Pohl
Associate AD
Event Management & Sport Admin.



Kevin Trainor
Associate AD
Public Relations



Eric Wood
Associate AD
Student Athlete Services



Justin Maland
Associate AD
Facilities



Elvis Moya
Associate AD
Marketing & Fan Development



Tracey Stehlik
Associate AD
Compliance



Michelle Glover
Assistant AD
Broadcast Services



Kale Gober
Assistant AD
Development



Patrick Pierson
Assistant AD
Communications



Mark Scobey
Assistant AD
Ticket Operations



Mark Taurisani
Assistant AD
Football Operations



Dave Van Horn
Baseball



Mike Anderson
Men's Basketball



Jimmy Dykes
Women's Basketball



Chris Bucknam
Men's Cross Country/
Track & Field



Lance Harter
Women's Cross Country/
Track & Field



Bret Bielema
Football



Brad McMakin
Men's Golf



Shauna Estes-Taylor
Women's Golf



Mark Cook
Gymnastics



Colby Hale
Women's Soccer



Courtney Deifel
Softball



Sean Schimmel
Swimming & Diving



Andy Jackson
Men's Tennis



Michael Hegarty
Women's Tennis



Robert Pulliza
Volleyball

RAZORBACK FOOTBALL

2015 RAZORBACKS

2014 REVIEW

HISTORY

RECORDS

FACILITIES

U OF A





ABOUT THE FOUNDATION

As the primary fund raising organization for Arkansas Athletics, the mission of the Razorback Foundation Inc. is to support the athletic endeavors of the University of Arkansas. The Foundation assists our student-athletes by providing financial support for scholarships, facilities and various programs that enable them to realize their dreams of achieving a quality college education while participating in athletics on a nationally competitive level.

WHY WE NEED YOUR HELP

Through contributions from our members who understand the need and cost of maintaining a premier athletic program, we are able to provide scholarship support for more than 460 student-athletes, funding for facility enhancements and financial assistance to other programs designed to elevate student-athletes and Arkansas Athletics.

Being an active Foundation member is not only an investment in our athletic programs and in the athletic and academic success of more than 460 student-athletes, but it also unlocks many special benefits to you. Those include priority access to season tickets, single game tickets, parking, priority points, membership thank you packet, invitations to exclusive member-only events plus more!

JOIN TODAY!


There is no better way to support Razorback Athletics than to contribute to the Razorback Foundation Annual Fund. Your gift, no matter the size, will significantly impact the life of every Razorback student-athlete.

Several membership levels are available and you may designate your gift(s) to football, men's basketball, baseball, men's Olympic sports and/or women's sports. Gifts may be made outright or via automatic payment plans. The Foundation also offers a Collegiate Membership for current University of Arkansas students as well as a Young Alumni Program for recent graduates.

For more information about membership levels, benefits and other giving opportunities, please contact us at 877-436-0013 or gohogs@razorbackfoundation.com. More information may be found at razorbackfoundation.com

 [Facebook.com/razorbackfoundation](https://www.facebook.com/razorbackfoundation)

 [Twitter.com/razorfoundation](https://twitter.com/razorfoundation)

 [RazorbackFoundation](https://www.instagram.com/RazorbackFoundation)



SEAN ROCHELLE
Executive Director



BILLYE HAWKINS-VETETO
Chief Financial Officer



JOHN MATSKO
Senior Associate Director



NORM DeBRIYN
Associate Director



MARVIN CASTON
Associate Director



TERRY PRENTICE
Assistant Director



ELIZABETH SULLIVAN
Assistant Director



DEAN WEBER
Assistant Director



CHARLOTTE FAUCETTE
Member Relations



JACKIE ROLLINS
Member Relations



DEBBIE SCOGGIN
Member Relations



JULIA WOODS
Member Relations



CASSY GENZ
Member Relations



HUNTER SAGELY
Special Initiatives
Coordinator



HAROLD HORTON
Executive Director
Emeritus

Thanks to the generosity of our members, the Razorback Foundation has experienced tremendous growth over the past several years. Each Foundation member demonstrates a commitment to excellence and helps provide the best possible resources to help our student-athletes have success on and off the field.

The continued support of our members enables the Razorbacks to continually compete in the Southeastern Conference and on a national level. It also helps attract top student-athletes, coaches and thousands of dedicated fans. The Razorbacks are truly fortunate to have loyal, passionate fans who support our athletic programs and our student-athletes.



LB Martrell Spaight was the 2014 winner of the Chism Reed Award, given annually by the Fort Smith Razorback Club

RAZORBACK FOUNDATION, BY THE NUMBERS

(SINCE JULY 1, 2014):

- 3.24 - Cumulative GPA of all Razorback Student-Athletes
- 40 - Razorback Club events
- 100 - Community events attended by Foundation staff
- 110 - Number of Student-Athletes who graduated this past year
- 975 - A Club members (lifetime and annual)
- 2,200 - Foundation members who have contributed for 30+ consecutive years
- 3,350 - Collegiate members (current University of Arkansas students)
- 4,258 - Community service hours performed by Razorback student-athletes
- 4,400 - Individuals reached during our "We are Coming to You" Member Appreciation Week
- 22,023 - Followers on Social Media
- 45,000 - Total miles traveled by Foundation staff in support of Razorback Athletics
- \$262,750 - Total contributed by Razorback Clubs
- 3,718,898 - Total Priority Points accumulated by all current members
- \$20,000,000+ - Total Annual Fund dollars raised for each of the last four consecutive years



RAZORBACK FOOTBALL

2015 RAZORBACKS

2014 REVIEW

HISTORY

RECORDS

FACILITIES

U OF A





RAZORBACK CLUBS

Twenty-three Razorback Clubs uphold the mission of the Razorback Foundation. These non-profit clubs hold regular meetings throughout the year that feature University of Arkansas coaches, staff and administrators. Each club hosts fundraisers to support the Razorback student-athletes and foster camaraderie among the Razorback Nation.

The Razorback Foundation appreciates the contributions of those who serve in volunteer leadership positions for each club. The Presidents and their boards, along with all volunteers, allow us to connect in a meaningful manner with those who love the Razorbacks and support the Razorback Foundation in a variety of ways. Contact information for all Razorback Clubs listed below may be also be found at razorbackfoundation.com.



Baxter County Razorback Club President: Layton Lee	Hot Springs Village Razorback Club President: George LaFargue	Roy L. Murphy Razorback Club President: Forrest Spicher
East Central Arkansas Razorback Club President: Austin Easley	Little Rock Razorback Club President: Richard Hamilton	Texarkana Area Razorback Club President: Allen Brown
George Billingsley NW Arkansas Razorback Club President: Steve Jacoby	Memphis-East Arkansas Razorback Club President: Greg Reece	The Delta Razorback Club President: Ted Thompson
Fort Smith QB Razorback Club President: Gerald Skinner	Mississippi County Razorback Club President: Mike Huffman	Saline County Razorback Club President: Dan Yoakum
Greater Dallas Razorback Club President: Wendy Kimbrough	North Louisiana Razorback Club President: Mark Gilliam	Stone County Razorback Club President: John Dan Kemp
Greater Tulsa Razorback Club President: Brett Bingham	Northeast Arkansas Razorback Club President: John Roleson	Claude Smithey Razorback Club President: Philip R. Williams
Greens Ferry Lake Area Razorback Club President: Ricky Davis	Petit Jean Razorback Club President: Mike Fleeman	White River Razorback Club President: Phil Brissey
Harrison Area Razorback Club President: Tim Harris	Pine Bluff Razorback Club President: Mark Maxwell	



A CLUB

The A Club's mission is to create and foster enduring relationships with former Razorback student-athletes in all sports to facilitate a continued connection with Razorback Athletics and the University of Arkansas.

By cultivating a strong, active and diversified membership, the A Club will pursue its core purpose of making a significant difference in the lives of current and former student-athletes while strengthening the Razorback spirit and further bolstering the tradition of Razorback Athletics. The A Club also provides financial support to ensure a successful and competitive future for Razorback Athletics.

For more information on the A Club, please visit www.razorbackfoundation.com/AClub.aspx or call 479.443.9102

The A Club appreciates and thanks all current members for their support, especially the former student-athletes below who have gone above and beyond in their support of the A Club with lifetime memberships.

Mike Abbiatti	Scott Bull	Hoover Evans	Don Horton	Kenneth May	Sterling Paul Ramey	Floyd M. Thomas
John Abramczyk	Dick Bumpas	Fred Farrell	Harold Horton	Pat May	Tommy Rankin	Harry Thompson
Mike Adair	Tommy Burnett	Robert Farrell	David House	Jim L. Mayes	Jan W. Rayder	Daniel B. Thraillkill
Gary C. Adams	Olan Burns	James H. Faulkner	Fred Howard	Geno Mazzanti, Jr.	Stephen Earl Reagan	Rufus Thrower
Gary E. Adams	R. Jerry Burns	Joe Ferguson	Gary Howard	Jerry Mazzanti	Tom Reed	Ronnie Tiffie
Tim Adams	Bill Busby	Greg Fess	Jim Howard	Paul Mazzanti	John Rees	Drew Toole
Bill Agler	Bo Busby	Bobby Field	Webb Hubbell	Mack McAlister	Richard A. Reid	Stuart Towns
Fred Akers	Steve Butler	James Finch	Stephen Hudson	Russell McAlister	William L. Reid	Tommy Trantham
Joe Paul Alberty	Sam Butz	Hal Fincher	Bobby Hudspeth	Richard McCauley	Jerry Reith	Bill L. Tranum
John Alexander	R. Patrick Cameron	Frank Fischel	Alvin "Bo" Huffman, III	Bill McClard	Ed Renfrow	Ron Trusty
Randy Alexander	Johnny Campbell	John L. Fletcher	Jackie Hunt	Leo McDonald	Alan Rennick	Ken Turner
Lance Alworth	Ray Canode	Tom Floyd	Michael C. Ihrie	Terry L. McFarland	Mike Reppond	Terry Turner
Bob Anderson	Donald L. Caple	Bill Flynt	Clark Irwin	George F. McKinney	Ron Revard	Ronnie Underwood
Terry Arenz	David Carder	John Fong	Jim Irwin	Stephen L. McKissack	Donald Richardson	Vic Underwood
Ed Arnett	Ed Carey	Jerry J. Ford	Terry Irwin	J.W. McLendon	M. L. Van Poucke, Jr.	David E. Walston
Alvin Arnold	Jerry Carlton	Jim Foreman	Dennis James	George E. McLeod	Barry Ridings	Steve Walters
William (Bill) E. Atkinson	Bill Carter	Ike Forte	Charles A. Johnson	Jack A. McNulty	Don Riederer	Bob Warren
Steve Atwater	Marl Carter	Pat Foster	Lee Johnson	Allen Meacham	Richard Rittman	Earl T. Warren
John Auffet	Marvin Caston	Steve Fowler	Mike Johnson	Harold Measel	Gary Robinson	Rickickers
Glenn Babb	Jim Cauthron	Thomas D. Fowler	Edward P. Jones	Rickey Medlock	Gene Roebuck	Ted Wade
Tommy Bach	Steve Chastain	Byron Freeland	Jerry Jones	Freddy Meldner	Ted Rogers	George Walker Jr.
Richard Back	Tony Cherico	Dewey Freeman	Loyd Jones	Bill Michael	Bobby Roper	George Walker
Kim Backus	Tom Cheyne	Keith French	Stephen Jones	Judy Matthews Michaels	William Ross	Johnny Mike Walker
Ted Bailey, III	Don E. Christian	Bill D. Fuller	Steve Jones	Mark S. Miller	Jim Roth	Carroll E. Walls, Jr.
John Bailey	Zak Clark	M.L. Garing	Bob Jordan	Marty Mitcham	Stephen Rousseau	M. L. Van Poucke, Jr.
Bobby Baker	Bill Clay	Lynn Garner	George W. Jordan, Jr.	James Monroe	Eck Rowland	Steve Walters
Terry L. Baker	Michael R. Clayton	Ronnie Garner	Jim Jordan	Bill Montgomery	Thomas H. Rowland	Bob Warren
Jim Bane	Mike Clifford Jr.	Grant Garrett	Danny Keeter	Billy Moody	William R. Rowland	Earl T. Warren
Miller Barber	Russ Cody	James Gaston & William Gaston	Owen Lincoln Kelly	Gus Rusher	John R. Rutledge, Jr.	William Watkins
Ron Barber	Marshall Coffman	John M. Gaston	Mike Kelson	Jim Moore	Thomas J. Rystrom	Donnie Watts
Ron Barksdale	Charles Cole	William Gaston	William H. Kennedy III	Jim Mooty	Dennis Sadler	Gary F. Weaver
James D. Barnes	Jim H. Cole	Tyson Gay	Kenoy Kennedy	Will Morris	Jim Morrison	David Webb
Daniel Barnett Sr.	Walter C. Coleman III	Danny Geoghegan	Pat Kennedy	Jim Morrison	Floyd E. Sagely	Dean L. Weber
Ben Barry	Mike Coleman	Louis H. George	John H. Kerr	Matt Morrison	Mike Saint	Jerry Welch
Ernst Bauer	Randy Coleman	Jeff Germany	Keyes Family	Pat Morrison	Brian Saakey	John A. Wells
Loui G. Bayne	Ron Collins	Gary W. Gilbert	Morgan Keyes	Dickey Morton	Bob Sauerberg	James E. West
Barry Bearden	Benton Cone	Bobby E. Gilliam	Art Kimbrough	Hamilton Moses, Jr.	Kevin Scanlon	Bruce Westerman
David Beauchamp	Jeff Cook	Pat Girard	Mike Kirkland	Jim Mote	Fred H. Schaffer	Bud Whetstone
Richard Bell	Mike Cooney	Tom Glaze	Joe Kleine	Jim Mullins	Louie Schaufe	James Whisenhant
Mike Bender	J. Michael Cormack	Brett Goode	Trent Knapp	Louis Nalley	Mike Schaufe	Cannon Whitby
A.A. "Archie" Bennett	Delano Cotton	Nathan Gordon	Greg Koch	Leslie Nations	Doug Scheel	Bob White
Steve Benoit	Ben Cowins	Jerry L. Green	James Kolb	James E. Necessary	David Schell	Bryan White
George J. Bequette Family	Stephen Cox	Lynn Greenwell	Phil Kolb	Norman Nero	David Self	Lyle Wikerson
Chris Bequette	Danny Crawford	Larry Grisham	Billy Kyser	Gerald Nesbitt	Mrs. Gerri Shankle	Fred Williams
Carole Bercher	S. W. Creekmore, Jr.	Gary Gross	Lalman, Inc.	Bill Newton	Joe Sharp	Jarrell Williams
Charles Berry	Bobby Crockett	Quinn Groveby	Jerry Don Lamb	Bobby Nichols	Raymond Shaw	Jim Williams, Jr.
Scott Binnion	Scott Crossett	Gordon Guest	Kenneth Landgraf	Gordon Norwood	Michael Shepherd	Robert J. Williams
Joe K. Bissett	Oren Culpepper	Preston Hamilton	Bill Lavender	Houston Nutt	Travis Simpson	Sha Williamson
Eddie Black	Dick Cunningham	Ken Hamlin	J.N. Lawhon	Richard Smart	Kevin O'Brien	Jesse Wilson
John Blasingame	Bryan J. Curtis	Ronnie Hammerris	Almer Lee	Dewitt Smith III	Rogers Overbey	Dennis Winston
Sam W. Boellner	Kevin Danaher	Bob Hanes	Ewell Lee	Norman Smith	Bobby Owens	Gary Winton
Earl Bond	Charles E. Daniel	David Hargis	M. H. Levine	Robin Smith	Guy Parker	Clint Witcher
George T. Bone	Joe Paul Daves	Bev T. Hargraves	Lewis Family Ticket Trust	Trey Smith	Lewis Family Ticket Trust	Lloyd Woodman
Jim Bone	Duane Davis	Roger Harnish	Stanley J. Ley	Harold Spain	Van O. Parker	Patrick Woodruff
John N. Boozman	Joseph J. Day	David Harper	Jim Lindsey	Stan Sparks	Mike Parmer	Dan Woods
Mike Boschetti	Norm DeBriyn	Gary Harrell	Lyndy Lindsey	Wallace Spearmon	Allan and Agge Parse	Bigge Wray
William P. Bowden Jr.	Jon Dermott	Mike Harris	Keith Line	Edward E. Spencer	Gary Parson	Jeff Wright
Tommy Boyer	Robert Dew	Muskie Harris	Jerry Lineberger	Joe Stafford	Max Peacock	Douglas Yoder
Bill Bracey, Jr.	Tommy Dew	Dick Hatfield	John Lineberger	Bob Stankovich	Dick Perry	Bob Young
John Bracken	Jay W. Dickey Jr.	Ken Hatfield	Eric Linson	Harold Steelman	Stuart Perry	
Carl Bradford	Bettye Fiscus Dickey	Mike Haynie	Dowell Loggains	C.C. Stewart Jr.	Larkus Pesnell	
Eddie Bradford	David Dickey	Michael S. Hazlewood	Jack London	Terry Stewart	Jerry Petty	
Michael Bradford	Lynn Dickey	Steve Hedgepeth	Francis J. Long	Cary Stockdell	Loyd Phillips	
Job Branch	Joe M. Dickson	Joel Heider	Jim Long	Patrick Storms	Terry Don Phillips	
Jesse Branch	Tom Dixon	Eric J. Heil	Glenn Lowe	Ray Strain	Joyce Pipkin	
Mike Brand	Barbara M. Dodge	Stephen A. Heim	Jamie Lueders	J. Tom Suhecki	Matthew Pitner	
Rodger Brand	Tommy Donoho	Mike C. Hendren	Jonathan Luigs	B. Alan Sugg	Tommy Polk	
Jason Brandt	Libbie Terry Dougan	Clifford Henry	Kele Brewer Luigs	David Sullivan Jr.	Ike Poole	
Dana Ford Brantley	Harry Dougherty	Thomas W. Henry	David Lundquist	William H. Sutton	Jim Porter Jr.	
Tommy M. Brasher	Bill Douglass	Al Heringer	R. A. "Rudy" Martin, Jr.	David Swain	Cliff Powell Jr.	
Bill Breeden	Lamar Drummonds	Chuck Herman	Herbert Ray Martin	Barry Switzer	David Powell	
Ron C. Brewer	Sean Dunagin	Joseph Hickey	Ty Mason	Scott Tabor	David Powell	
Ronnie Brewer	William Robert "Bob" Duncan	Sam Hilburn	Gary Markland	Buddy Tackett	Jim Price	
Ralph Brodie	Dennis Dunkelgod	Tommy Hill	Fred Marshall	Ricky Tanneberger	Norman Price	
James F. Brown	Carroll W. Dunn	Glenn Ray Hines	R. A. "Rudy" Martin, Jr.	Randy Taylor	Jeff Pride	
Larry Brown	Delmar "Butch" Edwards	Steve Hockersmith	Herbert Ray Martin	Joe Telford	Ross Pritchard	
Russell Brown	George Edwards	David Hogue	Ty Mason	Greg Temple	Bobby Proctor	
Coach Frank Broyles	John Eichler	Jim Hollander	Douglas M. Matthews	Brad Thomas	Bobby Pruitt	
Phillip Bryan	Marlin Epp	Max Holloway	Walter Mathews	Champ Thomas	Grant Pruitt	
Joyce Bryant	Thomas Epperson	Corky Holthoff	Travis Mauldin	Derrick Thomas	Dean Pryor	
Trent Bryant	Jeff Estes	Thomas E. Hopper	Bill May		Dennis Pugh	
					James Pullen	



UTEP

September 5
DWRRS Stadium
Fayetteville, Ark.

Location: El Paso, Texas
 Founded: 1914
 Enrollment: 23,003
 Nickname: Miners
 Colors: Dark Blue and Orange with Silver Accents
 President: Dr. Diana Natalicio
 Athletic Director: Bob Stull
 Conference: Conference USA
 Stadium: Sun Bowl (51,500)



Head Coach: Sean Kugler
 Alma Mater: UTEP, 1989
 Record at School: 9-16 (third season)
 Overall: 9-16 (two seasons)
 2014 record: 7-6 overall, 5-3 C-USA, 3rd West
 Lettermen Returning: 49 (23 off, 23 def, 3 spec)
 Starters Returning: 12 (6 off, 5 def, 1 spec)

SID: Denise Mata
 Phone: 915-757-6653
 Email: mdmata@utep.edu
 Website: www.utepathletics.com

Tennessee

October 3
Neyland Stadium
Knoxville, Tenn.

Location: Knoxville, Tenn.
 Founded: 1794
 Enrollment: 27,410
 Nickname: Volunteers
 Colors: Orange and White
 President: Dr. Joe DiPietro
 Athletic Director: Dave Hart
 Conference: Southeastern
 Stadium: Neyland Stadium (102,455)



Head Coach: Butch Jones
 Alma Mater: Ferris State, 1990
 Record at School: 12-13 (third season)
 Overall: 62-40 (eight seasons)
 2014 record: 7-6 overall, 3-5 SEC, 4th East
 Lettermen Returning: 51 (22 off, 26 def, 3 spec)
 Starters Returning: 21 (10 off, 8 def, 3 spec)

SID: Jason Yellin
 Phone: 865-974-9494
 Email: jyellin@tennessee.edu
 Website: www.utsports.com

Ole Miss

November 7
Vaught-Hemingway Stadium
Oxford, Miss.

Location: Oxford, Miss.
 Founded: 1848
 Enrollment: 23,096
 Nickname: Rebels
 Colors: Cardinal Red and Navy Blue
 President: Dr. Daniel W. Jones
 Athletic Director: Ross Bjork
 Conference: Southeastern
 Stadium: Vaught-Hemingway Stadium (60,580)



Head Coach: Hugh Freeze
 Alma Mater: Southern Miss, 1992
 Record at School: 24-15 (fourth season)
 Overall: 52-22 (six seasons)
 2014 record: 9-4 overall, 5-3 SEC, 3rd West
 Lettermen Returning: 58 (30 off, 24 def, 4 spec)
 Starters Returning: 18 (9 off, 7 def, 2 spec)

SID: Kyle Campbell
 Phone: 662-915-7544
 Email: kyle@olemiss.edu
 Website: www.olemissports.com

Toledo

September 12
War Memorial Stadium
Little Rock, Ark.

Location: Toledo, Ohio
 Founded: 1872
 Enrollment: 19,037
 Nickname: Rockets
 Colors: Midnight Blue and Gold
 President: Sharon Gaber
 Athletic Director: Mike O'Brien
 Conference: Mid-American
 Stadium: Glass Bowl (26,244)



Head Coach: Matt Campbell
 Alma Mater: Mount Union, 2002
 Record at School: 26-13 (fourth season)
 Overall: 26-13 (three seasons)
 2014 record: 9-4 overall, 7-1 MAC, 2nd West
 Lettermen Returning: 47 (19 off, 26 def, 2 spec)
 Starters Returning: 15 (5 off, 8 def, 2 spec)

SID: Paul Helgren
 Phone: 419-530-4918
 Email: paul.helgren@utoledo.edu
 Website: www.utroockets.com

Alabama

October 10
Bryant-Denny Stadium
Tuscaloosa, Ala.

Location: Tuscaloosa, Ala.
 Founded: 1831
 Enrollment: 36,155
 Nickname: Crimson Tide
 Colors: Crimson and White
 President: Dr. Judy Bonner
 Athletic Director: Bill Battle
 Conference: Southeastern
 Stadium: Bryant-Denny Stadium (101,821)



Head Coach: Nick Saban
 Alma Mater: Kent State, 1973
 Record at School: 86-17 (ninth season)
 Overall: 177-59-1 (19 seasons)
 2014 record: 12-2 overall, 7-1 SEC, 1st West
 Lettermen Returning: 58 (26 off, 28 def, 4 spec)
 Starters Returning: 12 (2 off, 7 def, 3 spec)

SID: Jeff Purinton
 Phone: 205-348-3631
 Email: jpurinton@ia.ua.edu
 Website: www.rolltide.com

LSU

November 14
Tiger Stadium
Baton Rouge, La.

Location: Baton Rouge, La.
 Founded: 1860
 Enrollment: 30,451
 Nickname: Tigers
 Colors: Purple and Gold
 President: Dr. F. King Alexander
 Athletic Director: Joe Alleva
 Conference: Southeastern
 Stadium: Tiger Stadium (102,321)



Head Coach: Les Miles
 Alma Mater: Michigan, 1976
 Record at School: 103-29 (11th season)
 Overall: 131-50 (13 seasons)
 2014 record: 8-5 overall, 4-4 SEC, 5th West
 Lettermen Returning: 46 (19 off, 22 def, 5 spec)
 Starters Returning: 20 (8 off, 6 def, 6 spec)

SID: Michael Bonnette
 Phone: 225-578-8226
 Email: mbonnet@lsu.edu
 Website: www.lsusports.net

Texas Tech

September 19
DWRRS Stadium
Fayetteville, Ark.

Location: Lubbock, Texas
 Founded: 1923
 Enrollment: 35,134
 Nickname: Red Raiders
 Colors: Scarlet and Black
 President: Dr. Duane Nellis
 Athletic Director: Kirby Hocutt
 Conference: Big 12
 Stadium: Jones AT&T Stadium (60,454)



Head Coach: Kliff Kingsbury
 Alma Mater: Texas Tech, 2002
 Record at School: 12-13 (third season)
 Overall: 12-13 (two seasons)
 2014 record: 4-8 overall, 2-7 Big 12, 7th
 Starters Returning: 17 (10 off, 7 def, 0 spec)

SID: Greg Hotchkiss
 Phone: 806-834-3345
 Email: greg.hotchkiss@utt.edu
 Website: www.texas-tech.com

Auburn

October 24
DWRRS Stadium
Fayetteville, Ark.

Location: Auburn, Ala.
 Founded: 1856
 Enrollment: 25,912
 Nickname: Tigers
 Colors: Burnt Orange and Navy Blue
 President: Dr. Jay Gogue
 Athletic Director: Jay Jacobs
 Conference: Southeastern
 Stadium: Jordan-Hare Stadium (87,451)



Head Coach: Gus Malzahn
 Alma Mater: Henderson State, 1990
 Record at School: 20-7 (third season)
 Overall: 29-10 (three seasons)
 2014 record: 8-5 overall, 4-4 SEC, 4th West
 Lettermen Returning: 43 (20 off, 21 def, 2 spec)
 Starters Returning: 20 (8 off, 6 def, 6 spec)

SID: Kirk Sampson
 Phone: 334-844-9800
 Email: sampska@auburn.edu
 Website: www.auburntigers.com

Mississippi State

November 21
DWRRS Stadium
Fayetteville, Ark.

Location: Starkville, Miss.
 Founded: 1878
 Enrollment: 20,138
 Nickname: Bulldogs
 Colors: Maroon and White
 President: Dr. Mark Keenum
 Athletic Director: Scott Stricklin
 Conference: Southeastern
 Stadium: Davis Wade Stadium (61,337)



Head Coach: Dan Mullen
 Alma Mater: Ursinus College, 1994
 Record at School: 46-31 (seventh season)
 Overall: 46-31 (six seasons)
 2014 record: 10-3 overall, 6-2 SEC, 2nd West
 Lettermen Returning: 45 (22 off, 20 def, 3 spec)
 Starters Returning: 10 (4 off, 4 def, 2 spec)

SID: Bill Martin
 Phone: 662-325-0967
 Email: bmartin@athletics.msstate.edu
 Website: www.hailstate.com

Texas A&M

September 26
AT&T Stadium
Arlington, Texas

Location: College Station, Texas
 Founded: 1872
 Enrollment: 62,185
 Nickname: Aggies
 Colors: Maroon and White
 President: Michael K. Young
 Athletic Director: Eric Hyman
 Conference: Southeastern
 Stadium: Kyle Field (106,300)



Head Coach: Kevin Sumlin
 Alma Mater: Purdue, 1988
 Record at School: 28-11 (fourth season)
 Overall: 63-28 (seven seasons)
 2014 record: 8-5 overall, 3-5 SEC, 6th West
 Lettermen Returning: 47 (20 off, 24 def, 3 spec)
 Starters Returning: 20 (8 off, 8 def, 4 spec)

SID: Alan Cannon
 Phone: 979-845-5725
 Email: acannon@athletics.tamu.edu
 Website: www.12thman.com

UT-Martin

October 31
DWRRS Stadium
Fayetteville, Ark.

Location: Martin, Tenn.
 Founded: 1900
 Enrollment: 7,042
 Nickname: Skyhawks
 Colors: Navy Blue and Orange
 President: Dr. Robert Smith
 Athletic Director: Julio Freire
 Conference: Ohio Valley
 Stadium: Hardy M. Graham Stadium (7,500)



Head Coach: Jason Simpson
 Alma Mater: Southern Miss, 1995
 Record at School: 58-45 (10th season)
 Overall: 58-45 (nine seasons)
 2014 record: 6-6 overall, 5-3 OVC, 3rd
 Lettermen Returning: 61 (30 off, 31 def, 0 spec)
 Starters Returning: 10 (6 off, 4 def, 0 spec)

SID: Alex Boggis
 Phone: 731-881-7694
 Email: daboggis@utm.edu
 Website: www.utmsports.com

Missouri

November 27
DWRRS Stadium
Fayetteville, Ark.

Location: Columbia, Mo.
 Founded: 1839
 Enrollment: 35,441
 Nickname: Tigers
 Colors: Old Gold and Black
 President: Timothy M. Wolfe
 Athletic Director: Mike Alden
 Conference: Southeastern
 Stadium: Faurot Field (71,168)



Head Coach: Gary Pinkel
 Alma Mater: Kent State, 1973
 Record at School: 113-66 (16th season)
 Overall: 186-103-3 (24 seasons)
 2014 record: 11-3 overall, 7-1 SEC, 1st East
 Lettermen Returning: 38 (15 off, 22 def, 1 spec)
 Starters Returning: 13 (6 off, 6 def, 1 spec)

SID: Chad Moller
 Phone: 573-882-0712
 Email: mollerc@missouri.edu
 Website: www.mutigers.com

UTEP

Arkansas leads the series 2-0

Date	UA/Opp Rnk	Site	Result
Sept. 30, 1989	8/NR	Little Rock, Ark.	W, 39-7
Nov. 13, 2010	14/NR	Fayetteville, Ark.	W, 58-21

TOLEDO

First Meeting

TEXAS TECH

Arkansas leads the series 29-7

Date	UA/Opp Rnk	Site	Result
Nov. 23, 1957		Little Rock, Ark.	W, 47-26
Nov. 22, 1958		Lubbock, Texas	W, 14-8
Nov. 21, 1959	13/NR	Little Rock, Ark.	W, 27-8
Nov. 19, 1960	7/NR	Lubbock, Texas	W, 34-6
Nov. 25, 1961	9/NR	Little Rock, Ark.	W, 28-0
Nov. 24, 1962	7/NR	Lubbock, Texas	W, 34-0
Nov. 23, 1963		Fayetteville, Ark.	W, 27-0
Nov. 21, 1964	3/NR	Lubbock, Texas	W, 17-0
Nov. 20, 1965		Fayetteville, Ark.	W, 42-24
Nov. 19, 1966	6/NR	Lubbock, Texas	L, 16-21
Nov. 25, 1967		Little Rock, Ark.	L, 27-31
Nov. 23, 1968	9/NR	Lubbock, Texas	W, 42-7
Nov. 27, 1969	2/NR	Little Rock, Ark.	W, 33-0
Nov. 21, 1970		Lubbock, Texas	W, 24-10
Nov. 20, 1971	17/NR	Fayetteville, Ark.	W, 15-0
Nov. 25, 1972	NR/20	Lubbock, Texas	W, 24-14
Nov. 24, 1973	NR/12	Little Rock, Ark.	L, 17-24
Nov. 23, 1974		Lubbock, Texas	W, 21-13
Nov. 22, 1975	19/NR	Fayetteville, Ark.	W, 31-14
Nov. 27, 1976	NR/9	Little Rock, Ark.	L, 7-30
Nov. 24, 1977	6/NR	Lubbock, Texas	W, 17-14
Dec. 2, 1978	8/NR	Fayetteville, Ark.	W, 49-7
Oct. 13, 1979	8/NR	Lubbock, Texas	W, 20-6
Nov. 29, 1980		Little Rock, Ark.	W, 22-16
Oct. 10, 1981		Lubbock, Texas	W, 26-14
Oct. 9, 1982	9/NR	Fayetteville, Ark.	W, 21-3
Nov. 26, 1983		Lubbock, Texas	W, 16-13
Oct. 13, 1984		Little Rock, Ark.	W, 24-0
Oct. 12, 1985	6/NR	Lubbock, Texas	W, 30-7
Oct. 11, 1986	8/NR	Fayetteville, Ark.	L, 7-17
Oct. 10, 1987	20/NR	Lubbock, Texas	W, 31-0
Oct. 8, 1988	20/NR	Little Rock, Ark.	W, 31-10
Oct. 14, 1989	7/NR	Lubbock, Texas	W, 45-13
Oct. 13, 1990		Fayetteville, Ark.	L, 44-49
Nov. 9, 1991		Lubbock, Texas	L, 21-38
Sept. 13, 2014		Lubbock, Texas	W, 49-28

TEXAS A&M

Arkansas leads the series 41-27-3

Date	UA/Opp Rnk	Site	Result
Oct. 31, 1903		Arlington, Texas	L, 0-6
Oct. 29, 1910		Fayetteville, Ark.	W, 5-0
Oct. 18, 1912		Dallas, Texas	L, 0-27
Oct. 15, 1927		College Station, Texas	L, 6-40
Oct. 29, 1928		Fayetteville, Ark.	W, 27-12
Oct. 26, 1929		College Station, Texas	W, 14-13
Oct. 25, 1930		Little Rock, Ark.	W, 13-0
Nov. 3, 1934		College Station, Texas	T, 7-7
Nov. 2, 1935		Little Rock, Ark.	W, 14-7
Oct. 31, 1936		College Station, Texas	W, 18-0
Oct. 30, 1937	20/NR	Fayetteville, Ark.	W, 26-13
Oct. 29, 1938		College Station, Texas	L, 7-13
Nov. 4, 1939	NR/5	Fayetteville, Ark.	L, 0-27
Nov. 2, 1940	NR/5	College Station, Texas	L, 0-17
Nov. 1, 1941	NR/5	Little Rock, Ark.	L, 0-7
Oct. 31, 1942		College Station, Texas	L, 0-41
Oct. 30, 1943	NR/19	Fayetteville, Ark.	L, 0-13
Nov. 4, 1944		College Station, Texas	W, 7-6

Nov. 3, 1945		Fayetteville, Ark.	L, 0-34
Nov. 2, 1946		College Station, Texas	W, 7-0
Nov. 1, 1947		Fayetteville, Ark.	T, 21-21
Oct. 30, 1948		College Station, Texas	W, 28-6
Oct. 29, 1949		Fayetteville, Ark.	W, 27-6
Nov. 4, 1950		College Station, Texas	L, 13-42
Nov. 3, 1951	NR/18	Fayetteville, Ark.	W, 33-21
Nov. 1, 1952		College Station, Texas	L, 12-31
Oct. 31, 1953		Little Rock, Ark.	W, 41-14
Oct. 30, 1954	4/NR	College Station, Texas	W, 14-7
Oct. 29, 1955	NR/11	Fayetteville, Ark.	T, 7-7
Nov. 3, 1956		College Station, Texas	L, 0-27
Nov. 2, 1957	11/1	Fayetteville, Ark.	L, 6-7
Nov. 1, 1958		College Station, Texas	W, 21-8
Oct. 31, 1959	17/NR	Fayetteville, Ark.	W, 12-7
Oct. 29, 1960	12/NR	College Station, Texas	W, 7-3
Nov. 4, 1961	22/NR	Fayetteville, Ark.	W, 15-8
Nov. 3, 1962	8/NR	College Station, Texas	W, 17-7
Nov. 2, 1963	11/NR	Little Rock, Ark.	W, 21-7
Oct. 31, 1964	4/NR	College Station, Texas	W, 17-0
Oct. 30, 1965	2/NR	Little Rock, Ark.	W, 31-0
Oct. 29, 1966	9/21	College Station, Texas	W, 34-0
Nov. 4, 1967		Fayetteville, Ark.	L, 21-33
Nov. 2, 1968	17/NR	College Station, Texas	W, 25-22
Nov. 1, 1969	4/NR	Fayetteville, Ark.	W, 35-13
Oct. 31, 1970	8/NR	College Station, Texas	W, 45-6
Oct. 30, 1971	8/NR	Little Rock, Ark.	L, 9-17
Nov. 4, 1972	20/NR	College Station, Texas	L, 7-10
Nov. 3, 1973		Fayetteville, Ark.	W, 14-10
Nov. 2, 1974	NR/8	College Station, Texas	L, 10-20
Dec. 6, 1975	18/2	Little Rock, Ark.	W, 31-6
Nov. 13, 1976	13/16	Little Rock, Ark.	L, 10-30
Nov. 12, 1977	8/11	College Station, Texas	W, 26-20
Nov. 18, 1978	13/NR	Little Rock, Ark.	W, 26-7
Nov. 17, 1979	8/NR	College Station, Texas	W, 22-10
Nov. 15, 1980		Fayetteville, Ark.	W, 27-24
Nov. 14, 1981	16/NR	College Station, Texas	W, 10-7
Nov. 13, 1982	10/NR	Little Rock, Ark.	W, 35-0
Nov. 12, 1983		College Station, Texas	L, 23-36
Nov. 17, 1984		Fayetteville, Ark.	W, 28-0
Nov. 16, 1985	9/NR	College Station, Texas	L, 6-10
Nov. 15, 1986	17/7	Little Rock, Ark.	W, 14-10
Nov. 14, 1987	20/19	College Station, Texas	L, 0-14
Nov. 12, 1988	11/NR	Fayetteville, Ark.	W, 25-20
Nov. 24, 1989	9/14	College Station, Texas	W, 23-22
Nov. 17, 1990		Fayetteville, Ark.	L, 16-20
Nov. 16, 1991	NR/13	College Station, Texas	L, 3-13
Oct. 3, 2009		Arlington, Texas	W, 47-19
Oct. 9, 2010	11/NR	Arlington, Texas	W, 24-17
Oct. 1, 2011	18/14	Arlington, Texas	W, 42-38
Sept. 29, 2012		College Station, Texas	L, 10-58
Sept. 28, 2013	NR/10	Fayetteville, Ark.	L, 33-45
Sept. 27, 2014	NR/6	Arlington, Texas	L, 28-35 (OT)

TENNESSEE

Tennessee leads the series 13-4

Date	UA/Opp Rnk	Site	Result
Nov. 16, 1907		Memphis, Tenn.	L, 2-14
Dec. 20, 1971	18/9	Memphis, Tenn.	L, 13-14
Jan. 1, 1990	10/8	Dallas, Texas	L, 27-31
Oct. 10, 1992	NR/4	Knoxville, Tenn.	W, 25-24
Oct. 9, 1993	NR/11	Little Rock, Ark.	L, 14-28
Oct. 8, 1994		Knoxville, Tenn.	L, 21-38
Oct. 7, 1995	18/10	Fayetteville, Ark.	L, 31-49
Nov. 16, 1996	NR/12	Knoxville, Tenn.	L, 14-55
Nov. 15, 1997	NR/5	Little Rock, Ark.	L, 22-30
Nov. 14, 1998	10/1	Knoxville, Tenn.	L, 24-28
Nov. 13, 1999	NR/3	Fayetteville, Ark.	W, 28-24
Nov. 11, 2000		Knoxville, Tenn.	L, 20-63
Sept. 8, 2001	NR/8	Fayetteville, Ark.	L, 3-13
Oct. 5, 2002	NR/10	Knoxville, Tenn.	L, 38-41 (60T)
Nov. 11, 2006	11/13	Fayetteville, Ark.	W, 31-14
Nov. 10, 2007	NR/22	Knoxville, Tenn.	L, 13-34
Nov. 12, 2011	8/NR	Fayetteville, Ark.	W, 49-7

ALABAMA

Alabama leads the series 17-8

Date	UA/Opp Rnk	Site	Result
Jan. 1, 1961	9/1	New Orleans, La.	L, 3-10
Jan. 1, 1980	6/2	New Orleans, La.	L, 9-24
Sept. 19, 1992	NR/9	Little Rock, Ark.	L, 11-38
Sept. 18, 1993	NR/2	Tuscaloosa, Ala.	W, 3-43@
Sept. 17, 1994	NR/12	Fayetteville, Ark.	L, 6-13
Sept. 16, 1995	NR/13	Tuscaloosa, Ala.	W, 20-19
Sept. 21, 1996	NR/13	Little Rock, Ark.	L, 7-17
Sept. 20, 1997	NR/11	Tuscaloosa, Ala.	W, 17-16
Sept. 26, 1998	NR/22	Fayetteville, Ark.	W, 42-6
Sept. 25, 1999	14/NR	Tuscaloosa, Ala.	L, 28-35
Sept. 23, 2000		Fayetteville, Ark.	W, 28-21
Sept. 22, 2001		Tuscaloosa, Ala.	L, 10-31
Sept. 28, 2002		Fayetteville, Ark.	L, 12-3
Sept. 27, 2003	9/NR	Tuscaloosa, Ala.	W, 34-31 (2 OT)
Sept. 25, 2004		Fayetteville, Ark.	W, 27-10
Sept. 24, 2005		Tuscaloosa, Ala.	L, 13-24*
Sept. 23, 2006	NR/22	Fayetteville, Ark.	W, 24-23 (2 OT)
Sept. 15, 2007	16/NR	Tuscaloosa, Ala.	L, 38-41*
Sept. 20, 2008	NR/9	Fayetteville, Ark.	L, 14-49
Sept. 26, 2009	NR/3	Tuscaloosa, Ala.	L, 7-35
Sept. 25, 2010	10/1	Fayetteville, Ark.	L, 20-24
Sept. 24, 2011	14/3	Tuscaloosa, Ala.	L, 14-38
Sept. 15, 2012	NR/1	Fayetteville, Ark.	L, 0-52
Oct. 19, 2013	NR/1	Tuscaloosa, Ala.	L, 0-52
Oct. 11, 2014	NR/7	Fayetteville, Ark.	L, 13-14

@ Arkansas victory by NCAA-imposed forfeit
* Win vacated due to NCAA Committee on Infractions penalty

AUBURN

Auburn leads the series 13-10-1

Date	UA/Opp Rnk	Site	Result
Dec. 27, 1984	NR/11	Memphis, Tenn.	L, 15-21
Oct. 31, 1992		Auburn, Ala.	T, 24-24
Oct. 30, 1993		Fayetteville, Ark.	L, 21-31
Oct. 29, 1994	NR/4	Auburn, Ala.	L, 14-31
Oct. 28, 1995	NR/11	Little Rock, Ark.	W, 30-28
Nov. 2, 1996		Auburn, Ala.	L, 7-28
Oct. 25, 1997	NR/11	Fayetteville, Ark.	L, 21-26
Oct. 31, 1998	14/NR	Auburn, Ala.	W, 24-21
Oct. 30, 1999		Fayetteville, Ark.	W, 34-10
Oct. 28, 2000	NR/25	Auburn, Ala.	L, 19-21
Oct. 27, 2001	NR/17	Fayetteville, Ark.	W, 42-17
Oct. 12, 2002	NR/24	Auburn, Ala.	W, 38-17
Oct. 11, 2003	7/NR	Fayetteville, Ark.	L, 3-10
Oct. 16, 2004	NR/4	Auburn, Ala.	L, 20-38
Oct. 15, 2005	NR/21	Fayetteville, Ark.	L, 17-34
Oct. 7, 2006	NR/2	Auburn, Ala.	W, 27-10
Oct. 13, 2007	NR/22	Fayetteville, Ark.	L, 7-9
Oct. 11, 2008	NR/20	Auburn, Ala.	W, 25-22
Oct. 10, 2009	NR/17	Fayetteville, Ark.	W, 44-23
Oct. 16, 2010	12/7	Auburn, Ala.	L, 43-65
Oct. 8, 2011	10/15	Fayetteville, Ark.	W, 38-14
Oct. 6, 2012		Auburn, Ala.	W, 24-7
Nov. 2, 2013	NR/8	Fayetteville, Ark.	L, 17-35
Aug. 30, 2014	NR/6	Auburn, Ala.	L, 21-45

UT MARTIN

First Meeting

Nov. 16, 1907		Memphis, Tenn.	L, 2-14
Dec. 20, 1971	18/9	Memphis, Tenn.	L, 13-14
Jan. 1, 1990	10/8	Dallas, Texas	L, 27-31
Oct. 10, 1992	NR/4	Knoxville, Tenn.	W, 25-24
Oct. 9, 1993	NR/11	Little Rock, Ark.	L, 14-28
Oct. 8, 1994		Knoxville, Tenn.	L, 21-38
Oct. 7, 1995	18/10	Fayetteville, Ark.	L, 31-49
Nov. 16, 1996	NR/12	Knoxville, Tenn.	L, 14-55
Nov. 15, 1997	NR/5	Little Rock, Ark.	L, 22-30
Nov. 14, 1998	10/1	Knoxville, Tenn.	L, 24-28
Nov. 13, 1999	NR/3	Fayetteville, Ark.	W, 28-24
Nov. 11, 2000		Knoxville, Tenn.	L, 20-63
Sept. 8, 2001	NR/8	Fayetteville, Ark.	L, 3-13
Oct. 5, 2002	NR/10	Knoxville, Tenn.	L, 38-41 (60T)
Nov. 11, 2006	11/13	Fayetteville, Ark.	W, 31-14
Nov. 10, 2007	NR/22	Knoxville, Tenn.	L, 13-34
Nov. 12, 2011	8/NR	Fayetteville, Ark.	W, 49-7



UA VERSUS 2015 OPPONENTS

OLE MISS

Arkansas leads the series 33-27-1

Date	UA/Opp Rnk	Site	Result
Oct. 10, 1908		Fayetteville, Ark.	W, 33-0
Nov. 15, 1913		Little Rock, Ark.	L, 10-21
Nov. 14, 1914		Little Rock, Ark.	W, 1-0
Oct. 25, 1924		Little Rock, Ark.	W, 20-0
Oct. 2, 1926		Fayetteville, Ark.	W, 21-6
Sept. 29, 1928		Oxford, Miss.	L, 0-25
Nov. 13, 1937	20/NR	Memphis, Tenn.	W, 32-6
Nov. 16, 1938		Memphis, Tenn.	L, 14-20
Oct. 26, 1940		Memphis, Tenn.	W, 21-20
Nov. 22, 1941		Memphis, Tenn.	L, 0-18
Oct. 24, 1942		Memphis, Tenn.	W, 7-6
Oct. 28, 1944		Memphis, Tenn.	W, 26-18
Oct. 27, 1945		Memphis, Tenn.	W, 19-0
Oct. 26, 1946		Memphis, Tenn.	L, 7-9
Oct. 25, 1947		Memphis, Tenn.	W, 19-14
Oct. 25, 1952		Little Rock, Ark.	L, 7-34
Oct. 24, 1953		Memphis, Tenn.	L, 0-28
Oct. 23, 1954	7/5	Little Rock, Ark.	W, 6-0
Oct. 22, 1955		Oxford, Miss.	L, 7-17
Oct. 27, 1956		Little Rock, Ark.	W, 14-0
Oct. 26, 1957	NR/6	Memphis, Tenn.	W, 12-6
Oct. 25, 1958	NR/6	Little Rock, Ark.	L, 12-14
Oct. 24, 1959	10/4	Memphis, Tenn.	L, 0-28
Oct. 22, 1960	14/2	Little Rock, Ark.	L, 7-10
Sept. 23, 1961	12/9	Jackson, Miss.	L, 0-16
Jan. 1, 1963	6/3	New Orleans, La.	L, 13-17
Jan. 1, 1970	3/13	New Orleans, La.	L, 22-27
Sept. 26, 1981		Jackson, Miss.	W, 27-13
Sept. 25, 1982	9/NR	Little Rock, Ark.	W, 14-12
Sept. 24, 1983		Jackson, Miss.	L, 10-13
Sept. 15, 1984		Little Rock, Ark.	T, 14-14
Sept. 14, 1985	14/NR	Jackson, Miss.	W, 24-19
Sept. 13, 1986	18/NR	Little Rock, Ark.	W, 21-0
Sept. 12, 1987	13/NR	Jackson, Miss.	W, 31-10
Sept. 17, 1988		Little Rock, Ark.	W, 21-3
Sept. 23, 1989	8/NR	Jackson, Miss.	W, 24-7
Sept. 22, 1990	13/NR	Little Rock, Ark.	L, 17-21
Sept. 28, 1991		Jackson, Miss.	L, 17-24
Oct. 17, 1992		Little Rock, Ark.	L, 3-17
Oct. 16, 1993		Jackson, Miss.	L, 0-19
Oct. 15, 1994		Fayetteville, Ark.	W, 31-7
Oct. 14, 1995		Memphis, Tenn.	W, 13-6
Nov. 9, 1996		Fayetteville, Ark.	W, 13-7
Nov. 6, 1997		Oxford, Miss.	L, 9-19
Nov. 7, 1998	11/NR	Fayetteville, Ark.	W, 34-0
Nov. 6, 1999	NR/23	Oxford, Miss.	L, 16-38
Nov. 4, 2000		Fayetteville, Ark.	L, 24-38
Nov. 3, 2001		Oxford, Miss.	W, 58-56 (7OT)
Oct. 26, 2002		Fayetteville, Ark.	W, 48-28
Oct. 25, 2003	21/NR	Oxford, Miss.	L, 7-19
Nov. 13, 2004		Fayetteville, Ark.	W, 35-3
Nov. 12, 2005		Oxford, Miss.	W, 28-17
Oct. 21, 2006	15/NR	Fayetteville, Ark.	W, 38-3
Oct. 20, 2007		Oxford, Miss.	W, 44-8
Oct. 25, 2008		Fayetteville, Ark.	L, 21-23
Oct. 24, 2009		Oxford, Miss.	L, 17-30
Oct. 23, 2010	21/NR	Fayetteville, Ark.	W, 38-24
Oct. 22, 2011	10/NR	Oxford, Miss.	W, 29-24
Oct. 27, 2012		Little Rock, Ark.	L, 27-30
Nov. 9, 2013		Oxford, Miss.	L, 24-34
Nov. 22, 2014	NR/8	Fayetteville, Ark.	W, 30-0

LSU

LSU leads the series 37-21-2

Date	UA/Opp Rnk	Site	Result
Nov. 22, 1901		Baton Rouge, La.	L, 0-15
Nov. 30, 1906		Baton Rouge, La.	T, 6-6
Nov. 9, 1907		Little Rock, Ark.	L, 12-17
Nov. 26, 1908		Little Rock, Ark.	L, 4-36
Nov. 13, 1909		Memphis, Tenn.	W, 16-0
Nov. 24, 1910		Little Rock, Ark.	W, 51-0
Nov. 23, 1911		Little Rock, Ark.	W, 11-0
Nov. 9, 1912		Little Rock, Ark.	L, 6-7
Nov. 8, 1913		Shreveport, La.	L, 7-12
Nov. 7, 1914		Shreveport, La.	W, 20-12
Nov. 6, 1915		Shreveport, La.	L, 7-13
Nov. 4, 1916		Shreveport, La.	L, 7-17
Nov. 3, 1917		Shreveport, La.	W, 14-0
Oct. 25, 1919		Shreveport, La.	L, 0-20
Nov. 6, 1920		Shreveport, La.	L, 0-3
Nov. 5, 1921		Shreveport, La.	L, 7-10
Oct. 28, 1922		Shreveport, La.	W, 40-6
Oct. 27, 1923		Shreveport, La.	W, 26-13
Nov. 1, 1924		Shreveport, La.	W, 10-7
Oct. 31, 1925		Shreveport, La.	W, 12-0
Nov. 6, 1926		Shreveport, La.	L, 0-14
Oct. 29, 1927		Shreveport, La.	W, 28-0
Nov. 3, 1928		Shreveport, La.	W, 7-0
Nov. 2, 1929		Shreveport, La.	W, 32-0
Nov. 1, 1930		Shreveport, La.	L, 12-27
Oct. 24, 1931		Shreveport, La.	L, 6-13
Oct. 22, 1932		Shreveport, La.	L, 0-14
Oct. 21, 1933		Shreveport, La.	L, 0-20
Oct. 20, 1934		Shreveport, La.	L, 0-16
Oct. 19, 1935		Shreveport, La.	L, 7-13
Oct. 24, 1936	NR/13	Shreveport, La.	L, 7-19
Jan. 1, 1947	16/8	Dallas, Texas	T, 0-0
Nov. 21, 1953		Little Rock, Ark.	L, 8-9
Nov. 20, 1954	9/NR	Shreveport, La.	L, 6-7
Nov. 19, 1955		Little Rock, Ark.	L, 7-13
Nov. 24, 1956		Shreveport, La.	L, 7-21
Jan. 1, 1966	7/15	Dallas, Texas	L, 7-14
Nov. 27, 1992		Fayetteville, Ark.	W, 30-6
Nov. 27, 1993		Baton Rouge, La.	W, 42-24
Nov. 26, 1994		Little Rock, Ark.	L, 12-30
Nov. 18, 1995	14/NR	Baton Rouge, La.	L, 0-28
Nov. 29, 1996	NR/19	Little Rock, Ark.	L, 7-17
Nov. 28, 1997	NR/17	Baton Rouge, La.	L, 21-31
Nov. 27, 1998	13/NR	Little Rock, Ark.	W, 41-14
Nov. 26, 1999	17/NR	Baton Rouge, La.	L, 10-35
Nov. 24, 2000	NR/24	Little Rock, Ark.	W, 14-3
Nov. 23, 2001	24/NR	Baton Rouge, La.	L, 38-41
Nov. 29, 2002	NR/18	Little Rock, Ark.	W, 21-20
Nov. 28, 2003	NR/3	Baton Rouge, La.	L, 24-55
Nov. 26, 2004	NR/12	Little Rock, Ark.	L, 14-43
Nov. 19, 2005	NR/3	Baton Rouge, La.	L, 17-19
Nov. 24, 2006	5/9	Little Rock, Ark.	L, 26-31
Nov. 23, 2007	NR/1	Baton Rouge, La.	W, 50-48 (3OT)
Nov. 28, 2008		Little Rock, Ark.	W, 31-30
Nov. 28, 2009		Baton Rouge, La.	L, 30-33 (OT)
Nov. 27, 2010	12/6	Little Rock, Ark.	W, 31-23
Nov. 25, 2011	3/1	Baton Rouge, La.	L, 17-41
Nov. 23, 2012	NR/8	Fayetteville, Ark.	L, 13-20
Nov. 29, 2013	NR/15	Baton Rouge, La.	L, 27-31
Nov. 15, 2014	NR/20	Fayetteville, Ark.	W, 17-0

MISSISSIPPI STATE

Arkansas leads the series 15-9-1

Date	UA/Opp Rnk	Site	Result
Nov. 25, 1916		Memphis, Tenn.	L, 20-7
Sept. 30, 1939		Memphis, Tenn.	L, 19-0
Nov. 7, 1992	NR/19	Starkville, Miss.	L, 3-10
Nov. 6, 1993		Little Rock, Ark.	T, 13-13
Nov. 5, 1994	NR/24	Starkville, Miss.	L, 7-17
Nov. 4, 1995		Little Rock, Ark.	W, 26-21 (OT)
Nov. 23, 1996		Starkville, Miss.	W, 16-13
Nov. 22, 1997	NR/14	Fayetteville, Ark.	W, 17-7
Nov. 21, 1998	9/NR	Starkville, Miss.	L, 21-22
Nov. 20, 1999	22/12	Little Rock, Ark.	W, 14-9
Nov. 18, 2000	NR/13	Starkville, Miss.	W, 17-10 (OT)
Nov. 17, 2001		Fayetteville, Ark.	W, 24-21
Nov. 23, 2002		Starkville, Miss.	W, 26-19
Nov. 22, 2003		Fayetteville, Ark.	W, 52-6
Nov. 20, 2004		Starkville, Miss.	W, 24-21
Nov. 10, 2005		Little Rock, Ark.	W, 34-10
Nov. 18, 2006	5/NR	Starkville, Miss.	W, 28-14
Nov. 17, 2007		Little Rock, Ark.	W, 45-31
Nov. 22, 2008		Starkville, Miss.	L, 28-31
Nov. 21, 2009		Little Rock, Ark.	W, 42-21
Nov. 20, 2010	13/22	Starkville, Miss.	W 38-31 (2OT)
Nov. 19, 2011	6/NR	Little Rock, Ark.	W, 44-17
Nov. 17, 2012		Starkville, Miss.	L, 14-45
Nov. 23, 2013		Little Rock, Ark.	L, 17-24
Nov. 1, 2014		Starkville, Miss.	L, 10-17

MISSOURI

Missouri leads the series 4-2

Date	UA/Opp Rnk	Site	Result
Nov. 10, 1906		Columbia, Mo.	L, 0-11
Sept. 23, 1944		Columbia, Mo.	W, 7-6
Sept. 28, 1963	8/NR	Little Rock, Ark.	L, 6-7
Dec. 31, 2003		Shreveport, La.	W, 27-14
Jan. 1, 2008	25/7	Dallas, Texas	L, 7-38
Nov. 28, 2014	NR/17	Columbia, Mo.	L, 14-21

OPPONENT	FIRST					LAST	OPPONENT	FIRST					LAST	OPPONENT	FIRST					LAST
	W	L	T	MTG	MTG			W	L	T	MTG	MTG			W	L	T	MTG	MTG	
Abilene Christian	1	0	0	1948	1948	Hendrix College	15	0	2	1911	1933	Ouachita College	6	2	1	1897	1923			
Air Force	1	0	0	1975	1975	Houston	12	6	0	1952	1991	Pacific	1	0	0	1988	1988			
Alabama	8	17	0	1961*	2014	Iowa	0	1	0	1925	1925	Phillips College	4	0	1	1920	1925			
Arkansas A&M	1	0	0	1944	1944	Iowa State	1	0	0	1973	1973	Pierce City College	1	2	0	1900	1902			
Arizona State	2	0	0	1951	1985*	Jacksonville State	1	0	0	2012	2012	Pittsburg (Kan.) State	4	0	0	1908	1936			
Auburn	10	13	1	1984*	2014	Joplin (Mo.) High	1	0	1	1899	1901	Rhodes College	1	0	0	1928	1928			
Austin College	2	0	0	1913	1927	Kansas	0	2	0	1905	1906	Rice	35	29	3	1919	1991			
Barksdale Field	1	0	0	1945	1945	Kansas City Medics	1	1	0	1901	1905	Rutgers	0	2	0	2012	2013			
Baylor	35	33	2	1904	1991	Kansas State	2	3	0	1910	2011*	Saint Louis	1	2	1	1907	1915			
Boise State	2	0	0	2000	2002	Kentucky	3	4	0	1998	2012	Samford	1	0	0	2013	2013			
California	1	0	0	1971	1971	Kingfisher College	1	0	0	1902	1902	Santa Clara	0	2	0	1938	1951			
Camp Pike	0	1	0	1918	1918	Little Rock (Ark.) High	0	1	0	1901	1901	South Carolina	13	9	0	1992	2013			
Centenary	3	1	2	1926	1933*	Louisiana	5	0	0	1991	2013	South Florida	1	0	0	2002	2002			
Central Arkansas	2	0	0	1923	1926	Louisiana-Monroe	9	1	0	1996	2012	SE Missouri State	2	0	0	1906	2006			
Central Florida	1	0	0	2001	2001	Louisiana Tech	3	0	0	1901	1997	Southern California	1	4	0	1972	2006			
Central Missouri State	1	0	0	1917	1917	LSU	21	37	2	1901	2013	Southern Methodist	37	31	5	1920	1999			
Central Oklahoma St.	1	0	0	1937	1937	Memphis	2	3	0	1992	1998	Southern Miss	1	0	0	2013	2013			
Chattanooga	1	0	0	2007	2007	Miami (Fla.)	0	3	0	1987	1991	Stanford	0	1	0	1970	1970			
Chicago	0	0	1	1931	1931	Michigan	0	1	0	1998*	1998*	State College of Missouri	0	2	0	1902	1903			
Chiloco College	1	1	0	1905	1906	Middle Tennessee	1	0	0	1999	1999	Tahlequah Seminary	1	0	0	1902	1902			
The Citadel	0	1	0	1992	1992	Minnesota	0	1	0	2002*	2002*	Tennessee	4	13	0	1907	2011			
College of the Ozarks	8	0	0	1927	1935	Mississippi State	15	8	1	1916	2014	Tennessee Tech	1	0	0	2010	2010			
Colorado State	3	0	0	1974	1990	Missouri	2	4	0	1906	2014	Texas	22	56	0	1894	2014*			
Dallas Medics	0	1	0	1904	1904	Missouri State	7	0	0	1911	2011	Texas A&M	41	27	3	1903	2014			
Detroit	2	0	0	1941	1942	Missouri-Rolla	15	4	0	1902	1943	TCU	43	23	2	1920	1991			
Drury College	13	5	2	1896	1923	Monticello Navy	0	1	0	1943	1943	UTEP	2	0	0	1989	2010			
Duke	0	1	0	1960*	1960*	Navy	2	0	0	1982	1984	Texas Southwestern	2	0	1	1910	1912			
East Carolina	1	0	0	2009*	2009*	Nebraska	1	0	0	1964*	1964*	Texas Tech	29	7	0	1957	2014			
East Central Oklahoma	4	0	0	1929	1941	Neosho (Mo.) High	1	0	0	1902	1902	Transylvania (Ky.)	0	1	0	1905	1905			
East Texas State	1	0	0	1948	1948	New Mexico	3	0	0	1983	2011	Troy	4	0	0	2002	2011			
Eastern Michigan	1	0	0	2009	2009	New Mexico State	5	0	0	1977	2004	Tulane	3	0	0	1906	1980*			
Fairmont College	2	0	0	1904	1909	Nicholls	1	0	0	2014	2014	Tulsa	54	15	2	1899	2012			
Florida	1	9	0	1982*	2013	Northeastern (Okla.) St.	1	0	0	1924	1924	UAB	1	0	0	2014	2014			
Florida International	1	0	0	2007	2007	Norman Navy	0	1	0	1944	1944	UCLA	0	1	1	1978*	1988*			
Fordham	0	1	0	1940	1940	North Carolina	0	2	0	1981*	1995*	UNLV	1	1	0	2000*	2001			
Ft. Scott (Kan.) High	2	2	0	1898	1904	Northern Illinois	2	0	0	1994	1994	Utah State	3	0	0	1975	2006			
Ft. Smith (Ark.) High	8	0	0	1894	1904	North Texas	9	0	0	1947	2007	Vanderbilt	7	2	0	1949	2011			
George Washington	0	1	1	1936	1937	Northwestern	1	0	0	1981	1981	Villanova	0	1	0	1939	1939			
Georgia	4	10	0	1968*	2014	Northwestern (La.) St.	3	0	0	1946	1961	Washington (Mo.)	4	1	0	1905	1912			
Georgia Tech	1	1	0	1954*	1959*	Ohio State	0	1	0	2010*	2010*	Webb City (Mo.) High	1	0	0	1900	1900			
Hardin-Simmons	3	0	0	1956	1962	Oklahoma	4	9	1	1899	2001*	Weber State	1	0	0	2001	2001			
Haskell College	1	0	1	1907	1908	Oklahoma Baptist	2	1	0	1925	1933	Western Illinois	1	0	0	2008	2008			
Hawaii	1	0	0	1987	1987	Oklahoma Mines	1	0	0	1916	1916	Wichita State	6	0	0	1904	1980			
Henderson State	6	0	0	1908	1929	Oklahoma State	30	15	1	1912	1980	William & Mary	1	2	0	1947*	1949			
						Ole Miss	33	27	1	1908	2014	Wisconsin	0	2	0	1912	2006			

* Bowl game

RAZORBACK FOOTBALL

2015 RAZORBACKS

2014 REVIEW

HISTORY

RECORDS

FACILITIES

U OF A





SEC NETWORK

The Southeastern Conference and ESPN have signed a 20-year agreement through 2034 to create and operate a multiplatform network which launched August 14, 2014. The new network and its accompanying digital platform carry SEC content 24/7 and featured more than 1,000 live events the its first year. The network televises over 45 SEC football games, more than 100 men's basketball games, 60 women's basketball games, 75 baseball games, and events from across the SEC's 21 sports annually. Programming includes in-depth commentary and analysis in studio shows, daily news and information, original content such as SEC Storied, spring football games, and more. AT&T U-verse TV, Bright House Networks, Charter, Comcast Xfinity TV, Cox Communications, DIRECTV, DISH, Google Fiber, LUS Fiber, Mediacom, PTC Communications, Suddenlink, Time Warner Cable, Verizon FiOS, Wilkes Telephone, and members of the NCTC, NRTC and NTTC carry the television network nationwide. Hundreds of additional live events from various sports will be offered exclusively as SEC Network+ events on WatchESPN and SECNetwork.com through authenticated access from AT&T U-verse, Charter, Comcast, Cox, DIRECTV, DISH, Google Fiber, Suddenlink, Verizon FiOS and members of the NCTC, NRTC and NTTC.



SEC POSTSEASON BOWL AGREEMENTS

The Southeastern Conference has agreements with nine postseason bowls and a new process for the assignment of SEC member schools to bowl games that began with the 2014 season and extends for six years.

The new SEC bowl process coincided with the beginning of the new College Football Playoff that followed the 2014 college football season. The SEC also participates in the Allstate Sugar Bowl and the Capital One Orange Bowl (in selected years).

Under the new SEC bowl system, the Buffalo Wild Wings Citrus Bowl in Orlando (vs. Big Ten), a longtime SEC bowl, will have the first selection of available SEC teams after any conference schools have qualified for the College Football Playoff, the Allstate Sugar Bowl or the Capital One Orange Bowl.

Following the Buffalo Wild Wings Citrus Bowl, there will be a pool of six bowls comprised of renewals with the Outback Bowl in Tampa (vs. Big Ten), Franklin American Mortgage Music City Bowl in Nashville (vs. ACC/Big Ten), TaxSlayer Bowl in Jacksonville (vs. ACC/Big Ten) and AutoZone Liberty Bowl in Memphis (vs. Big 12), as well as new agreements with the Advocate V100 Texas Bowl in Houston (vs. Big 12) and Belk Bowl in Charlotte (vs. ACC).

In consultation with SEC member institutions, as well as these six bowls, the conference will make the assignments for the bowl games in this newly created pool system.

The SEC also renewed its relationship with both the Birmingham Bowl (vs. American) and the Independence Bowl in Shreveport (vs. ACC). The Birmingham Bowl will have the first selection of available teams following the pool of six bowls. The Independence Bowl will have the next selection of available teams following the Birmingham Bowl.

SEC CHAMPIONSHIP

The Southeastern Conference's Eastern and Western Division winners will meet in Atlanta's Georgia Dome to battle for the league championship and the right to represent the conference in the College Football Playoff. The 24th-annual title game is set for December 6 and will be televised nationally by CBS Sports.

The game was born as a result of 1992 conference expansion, which saw Arkansas and South Carolina become the first members added in SEC history. Under NCAA regulations, a conference with 12 members may play an additional football game to determine its champion, provided the regular season is played in divisions.

The participants of the game are determined each year during the eight-game regular-season conference schedule as the teams with the best overall SEC winning percentage in each division.



Greg Sankey, Commissioner

SEC OFFICE:

2201 Richard Arrington Blvd.
North
Birmingham, AL 35203
Switchboard: 205-458-3000
Media Relations: 205-458-3010
Fax: 205-458-3030
Website: www.secsports.com

The 2009 SEC Championship Game earned an 11.8 rating and a 24 share, marking the highest-rated SEC Championship Game in history. The game matched the No. 1 Florida Gators (12-0) vs. the No. 2 Alabama Crimson Tide (12-0).

The SEC Championship Game also has drawn capacity crowds in its short history. The game has been witnessed by 1,642,647 fans over the previous 21 championship games.

The SEC Championship Game has drawn 21 capacity crowds in its 23-year history. Only 1993 (Birmingham) and 1995 (Atlanta) were not sellouts.

The College Football Playoff (CFP), named 2015 Sports Event of the Year by the SportsBusiness Journal, is a big success. Fans, including many who are new to the sport, enjoy it. The first College Football Playoff semifinals and national championship game were the three most-viewed programs in cable television history.

Every Game Counts

The playoff preserves the excitement and significance of college football’s unique regular season where every game counts.

Four Teams

The selection committee ranks the teams based on championships won, strength of schedule, head-to-head results, comparison of results against common opponents and other factors.

Two Days

New Year’s Eve and New Year’s Day belong to college football, with two semifinal games and four other top bowl games continuing a wonderful tradition.

One Goal

The two teams winning the playoff semifinals compete for the national championship. That game is in a different city each year, always on a Monday night.

Universal Access

Every FBS team has equal access to the College Football Playoff based on its performance. No team automatically qualifies.

More Revenue

The format increases revenue for all conferences and independent institutions.

Governance

University presidents and chancellors from all 10 FBS conferences and Notre Dame serve on the CFP Board of Managers and govern the administrative operations, with commissioners (the Management Committee) managing the event. A small staff in the playoff office in Irving, Texas, carries out the detailed responsibilities.

Selection Committee

A talented group of high-integrity individuals with experience as coaches, student-athletes, college administrators and journalists, along with sitting athletics directors, comprise the selection committee. Members of the committee are: Jeff Long (chair), Barry Alvarez, Mike Gould, Pat Haden, Kirby Hocutt, Tom Jernstedt, Bobby Johnson, Tom Osborne, Dan Radakovich, Condoleezza Rice, Mike Tranchese, Steve Wieberg and Tyrone Willingham.

www.collegefootballplayoff.com /CollegeFootballPlayoff @cfbplayoff @cfbplayoff #CFBPlayoff





2015 SEC FOOTBALL SCHEDULE

(Tentative and Subject to Change)



Date Team	Sept. 5	Sept. 12	Sept. 19	Sept. 26	Oct. 3	Oct. 10	Oct. 17	Oct. 24	Oct. 31	Nov. 7	Nov. 14	Nov. 21	Nov. 28
ALABAMA	WISCONSIN Arlington, Texas	MIDDLE TENNESSEE Tuscaloosa	OLE MISS Tuscaloosa	UL MONROE Tuscaloosa	GEORGIA Athens	ARKANSAS Tuscaloosa	TEXAS A&M College Station	TENNESSEE Tuscaloosa	LSU Tuscaloosa	MISSISSIPPI State Starkville	CHARLESTON SOUTHERN Tuscaloosa	AUBURN Auburn	
ARKANSAS	TEXAS-EL PASO Fayetteville	TOLEDO Little Rock	TEXAS TECH Fayetteville	TEXAS A&M Arlington, Texas	TENNESSEE Knoxville	ALABAMA Tuscaloosa	AUBURN Fayetteville	AUBURN Fayetteville	UT MARTIN Fayetteville	OLE MISS Oxford	LSU Baton Rouge	MISSISSIPPI State Fayetteville	MISSOURI Fayetteville (Nov. 27)
AUBURN	LOUISVILLE Atlanta, Ga.	JACKSONVILLE State Auburn	LSU Baton Rouge	MISSISSIPPI State Auburn	SAN JOSE STATE Auburn	ARKANSAS Fayetteville	KENTUCKY Lexington (Oct. 15)	ARKANSAS Fayetteville	OLE MISS Auburn	TEXAS A&M College Station	GEORGIA Auburn	IDAHO Auburn	ALABAMA Auburn
FLORIDA	NEW MEXICO State Gainesville	EAST CAROLINA Gainesville	KENTUCKY Lexington	TENNESSEE Gainesville	OLE MISS Gainesville	MISSOURI Columbia	LSU Baton Rouge		GEORGIA Jacksonville	VANDERBILT Gainesville	SOUTH CAROLINA Columbia	FLORIDA ATLANTIC Gainesville	FLORIDA STATE Gainesville
GEORGIA	UL MONROE Athens	VANDERBILT Nashville	SOUTH CAROLINA Athens	SOUTHERN Athens	ALABAMA Athens	TENNESSEE Knoxville	MISSOURI Athens		FLORIDA Jacksonville	KENTUCKY Athens	AUBURN Auburn	GEORGIA SOUTHERN Athens	GEORGIA TECH Atlanta
KENTUCKY	UL LAFAYETTE Lexington	SOUTH CAROLINA Columbia	FLORIDA Lexington	MISSOURI Lexington	EASTERN KENTUCKY Lexington	AUBURN Lexington (Oct. 15)	AUBURN Lexington (Oct. 15)	MISSISSIPPI State Starkville	TENNESSEE Lexington	GEORGIA Athens	VANDERBILT Nashville	UNC CHARLOTTE Lexington	LOUISVILLE Lexington
LSU	MCNEESE State Baton Rouge	MISSISSIPPI State Starkville	AUBURN Baton Rouge	SYRACUSE Syracuse	EASTERN MICHIGAN Baton Rouge	SOUTH CAROLINA Columbia	FLORIDA Baton Rouge	WESTERN KENTUCKY Baton Rouge	ALABAMA Tuscaloosa	ARKANSAS Tuscaloosa	ARKANSAS Baton Rouge	OLE MISS Oxford	TEXAS A&M Baton Rouge
OLE MISS	UT MARTIN Oxford	FRESNO STATE Oxford	ALABAMA Tuscaloosa	VANDERBILT Oxford	FLORIDA Gainesville	NEW MEXICO State Oxford	MEMPHIS Memphis	TEXAS A&M Oxford	AUBURN Auburn	ARKANSAS Oxford		LSU Oxford	MISSISSIPPI State Starkville
MISSISSIPPI STATE	SOUTHERN MISS Hattiesburg	LSU Starkville	NORTHWESTERN State Starkville	AUBURN Auburn	TEXAS A&M College Station	TROY Starkville	LOUISIANA TECH Starkville	KENTUCKY Starkville	MISSOURI Columbia (Nov. 5)	MISSOURI Columbia (Nov. 5)	ALABAMA Starkville	ARKANSAS Fayetteville	OLE MISS Starkville
MISSOURI	SE MISSOURI State Columbia	ARKANSAS State Jonesboro	UCONN Columbia	KENTUCKY Lexington	SOUTH CAROLINA Columbia, Mo.	FLORIDA Columbia	GEORGIA Athens	VANDERBILT Nashville		MISSISSIPPI State Columbia (Nov. 5)	BYU Kansas City, Mo.	TENNESSEE Columbia	ARKANSAS Fayetteville (Nov. 27)
SOUTH CAROLINA	NORTH CAROLINA Charlotte (Sept. 3)	KENTUCKY Columbia	GEORGIA Athens	CENTRAL FLORIDA Columbia	MISSOURI Columbia, Mo.	LSU Columbia	VANDERBILT Columbia	TEXAS A&M College Station	TEXAS A&M College Station	TENNESSEE Knoxville	FLORIDA Columbia	CITADEL Columbia	CLEMSON Columbia
TENNESSEE	BOWLING GREEN Nashville	OKLAHOMA Knoxville	WESTERN CAROLINA Knoxville	FLORIDA Gainesville	ARKANSAS Knoxville	GEORGIA Knoxville		ALABAMA Tuscaloosa	KENTUCKY Lexington	SOUTH CAROLINA Knoxville	NORTH TEXAS Knoxville	MISSOURI Columbia	VANDERBILT Knoxville
TEXAS A&M	ARIZONA STATE Houston, Texas	BALL STATE College Station	NEVADA College Station	ARKANSAS Arlington, Texas	MISSISSIPPI State College Station		ALABAMA College Station	OLE MISS Oxford	SOUTH CAROLINA College Station	AUBURN College Station	WESTERN CAROLINA College Station	VANDERBILT Nashville	LSU Baton Rouge
VANDERBILT	WESTERN KENTUCKY Nashville (Sept. 3)	GEORGIA Nashville	AUSTIN PEAY Nashville	OLE MISS Oxford	MIDDLE TENNESSEE Murfreesboro		SOUTH CAROLINA Columbia	MISSOURI Nashville	HOUSTON Houston	FLORIDA Gainesville	KENTUCKY Nashville	TEXAS A&M Nashville	TENNESSEE Knoxville

2015 SEC CHAMPIONSHIP GAME • DECEMBER 5 • ATLANTA, GA.

**BROOKS
ELLIS**

LINEBACKER

**JAMICHAEL
WINSTON**

DEFENSIVE END



**JARED
COLLINS**

CORNERBACK

**DJ
DEAN**

CORNERBACK



UNCOMMON



Sept 5 vs UTEP / Sept 12 vs TOLEDO* / Sept 19 vs TEXAS TECH
Sept 26 vs TEXAS A&M# / Oct 3 at TENNESSEE / Oct 10 at ALABAMA
Oct 24 vs AUBURN / Oct 31 vs UT-MARTIN / Nov 7 at OLE MISS
Nov 14 at LSU / Nov 21 vs MISSISSIPPI STATE / Nov 27 vs MISSOURI

HOME / AWAY / *War Memorial Stadium in Little Rock, AR / #AT&T Stadium in Arlington, TX