

University of Arkansas, Fayetteville

ScholarWorks@UARK

Arkansas Football

Athletics

2018

Arkansas Razorbacks Media Guide, 2018

University of Arkansas, Fayetteville. Athletics Media Relations

Follow this and additional works at: <https://scholarworks.uark.edu/football>

Citation

University of Arkansas, Fayetteville. Athletics Media Relations. (2018). Arkansas Razorbacks Media Guide, 2018. *Arkansas Football*. Retrieved from <https://scholarworks.uark.edu/football/11>

This Periodical is brought to you for free and open access by the Athletics at ScholarWorks@UARK. It has been accepted for inclusion in Arkansas Football by an authorized administrator of ScholarWorks@UARK. For more information, please contact scholar@uark.edu.



ARKANSAS RAZORBACKS



TWO-THOUSAND EIGHTEEN

MEDIA GUIDE

TABLE OF CONTENTS



RAZORBACK FOOTBALL

Quick Facts.....6
Preseason Honors.....8

COACHES & STAFF

Chad Morris10
John Chavis12
Joe Craddock IV14
Steve Caldwell.....16
Ron Cooper18
Dustin Fry20
Barry Lunney Jr.22
John Scott Jr.24
Jeff Traylor26
Mark Smith.....28
Justin Stepp30
Trumain Carroll.....32
Randy Ross34
Support Staff.....36

PLAYERS

Roster40
Returners42
Newcomers100

2017 REVIEW

2017 Game Recaps106
2017 Statistics118
2017 SEC Recap126

HISTORY

1964 National Champions128
National Award Winners.....130
All-Americans.....138
All-SEC Selections.....140
SEC Weekly Awards.....142
All-SWC Selections.....144

Retired Numbers145
Honors.....146
All-Time Letterwinners.....152
All-Time Coaching Staff.....158
All-Time Overall Records.....160
Season-by-Season Results.....162
Vs. All Opponents.....173
Vs. 2018 Opponents.....174
Overtime Games.....176
Bowl History.....177
Bowl Records.....178

PRO HOGS

Hogs in the Draft.....180
Hogs in the NFL183
Hogs in the Super Bowl.....187

RECORD BOOK

Individual Records.....188
Team Records.....212
National/Conference Leaders.....222
Opponent/Attendance Records.....224

MEDIA & UNIVERSITY

Facilities.....226
Media Information.....232
Radio Affiliates.....233
Athletics Director Hunter Yurachek.....234
Arkansas Head Coaches.....236
Arkansas Athletics Senior Staff.....237
University of Arkansas.....238
Board of Trustees.....242
University Leadership.....244
Razorback Foundation.....245
The SEC.....246
SEC Championship Game.....247

The official 2018 Arkansas Football Yearbook is published by the University of Arkansas and IMG College.

Editors: Kyle Parkinson, Associate AD/Communications & Brandon Langlois, Assistant Communications Director; Editorial Staff: Chris Freet, Senior Associate AD for External Operations/Strategic Communications; Kevin Trainor, Associate AD for Public Relations; JT Geren, Director of Marketing, Jeri Thorpe, Associate Communications Director; Mary Lynn Gibson, Secretary. Design: IMG College, Trent Daniel, Graphic Designer; AJ Enloe, Graphic Designer; Taylor McGillis, Director of Creative Services. Photography: Walt Beazley, Getty Images, SEC Office, University Relations, Nation Football Foundation, Little Rock TD Club, Gunnar Rathbun, Beth Hall, Wesley Hitt, Christina Long, Tom Ewart, Melissa Purdy, Gary Yandell, John Bunch, Erica Erck Photography, Kevin Koski, James D. Smith, Eric Alder/New England Patriots, Buffalo Bills, Dallas Cowboys, Detroit Lions, Los Angeles Chargers, Philadelphia Eagles, Seattle Seahawks.

RAZORBACK SPORTS PROPERTIES IMG COLLEGE

General Manager: David Shoemaker; Associate General Manager: Todd Curtis; Senior Account Executives: Justin DeLille, Will Roth, Quinn Grove; Account Executive: Morgan Stubbs; Partner Services Manager: Krissy Gilbertson; Partner Services Coordinator: Chris Ullrich

IMG COLLEGE

President, IMG College: Tim Perneti

IMG COLLEGE PUBLISHING

Project Senior Manager: Matt Coy; Project Manager: Jonathan Stark; Project Editors: Kristin Pratt, Matt Montavon, Joshua Huff, Morgan Rivera; Creative Director: Kristy Marques; Vice President, Publishing: Kirk Phillips; Director, Local/Regional Print Sales: Doug Iler; Senior Managers: Jason Crisler, Chad Laytham; Manager: Richard Groves; Marketing Manager: Clerrinda Queen; Senior Publication Specialists: Dan Peters, Courtney Birnbaum; Senior Graphic Designer: Sarah Jane Snowden; Graphic Designer: Kim Hoskins; Publication Specialists: Kimberly Sanders, Ryan Alves, Casey Castle





ARKANSAS
32

ARKANSAS
30

ARKANSAS
44

ARKANSAS
77

ARKANSAS
80

ARKANSAS
55

ARKANSAS
57

ARKANSAS
61

ARKANSAS
62

QUICK FACTS



GENERAL INFORMATION

Location: Fayetteville, Ark.

Founded: 1871

Nickname: Razorbacks

Enrollment: 27,558

Official Athletics Website: www.ArkansasRazorbacks.com

Chancellor: Dr. Joseph E. Steinmetz (Central Michigan, 1977)

Faculty Athletics Representative: Gerald Jordan (Arkansas, 1970)

Conference: Southeastern (West)

Colors: Cardinal (PMS 201) and White

Stadium (Capacity): Donald W. Reynolds Razorback Stadium (76,000)

Location: Fayetteville, Ark.

Playing Surface: Synthetic PowerBlade 2.5

Record: 188-96-2 (.664)

Stadium (Capacity): War Memorial Stadium (54,120)

Location: Little Rock, Ark.

Playing Surface: Field Turf

Record: 151-60-4 (.711)

Stadium (Capacity): AT&T Stadium (71,815)

Location: Arlington, Texas

Playing Surface: Matrix Field Turf

Record: 4-4 (.500)

FOOTBALL INFORMATION

2017 Overall Record: 4-8

2017 SEC Record/Finish: 1-7/7th (West)

Offensive System: Multiple

Defensive System: Multiple 4-3

Letterwinners Returning/Lost

Total: 55/22 (19 returning starters)

Offense: 25/11 (9 returning starters)

Defense: 25/11 (9 returning starters)

Specialist: 2/2 (2 returning starters)

First Year of Football: 1894

All-Time Record: 713-494-40 (.588 in 124 seasons)

All-Time Conference Record: 340-310-18 (.522 in 104 seasons)

Southeastern Conference (1992-Present): 91-115-2 (.442 in 26 seasons)

Southwest Conference (1915-91): 249-195-16 (.559 in 78 seasons)

All-Time Bowl Record: 15-24-3 (.393)

National Championships: 1 - 1964 (FWAA and Helms Athletic Foundation)

Conference Championships: 13 (SWC) - 1936, 1946, 1954, 1959, 1960, 1961, 1964, 1965, 1968, 1975, 1979, 1988, 1989

SEC Western Division Championships: 4 - 1995, 1998, 2002, 2006

All-America Selections: 57 players, 71 times

All-Conference Selections (First Team Only): 217 players, 320 times

All-SEC (First Team Only): 45 players, 84 times

All-SWC (First Team Only): 172 players, 236 times

All-Time NFL Draft Picks: 268 (23 in first round)

2018 FOOTBALL SCHEDULE

Sept. 1	Eastern Illinois	First Meeting
Sept. 8	at Colorado State	Razorbacks lead series 3-0
Sept. 15	NORTH TEXAS	Razorbacks lead series 9-0
Sept. 22	* at Auburn	Tigers lead series 15-11-1
Sept. 29	** vs. Texas A&M	Razorbacks lead series 41-30-3
Oct. 6	* ALABAMA	Crimson Tide lead series 20-8
Oct. 13	+ OLE MISS	Razorbacks lead series 36-27-1
Oct. 20	TULSA (HC)	Razorbacks lead series 55-14-3
Oct. 27	* VANDERBILT	Razorbacks lead series 7-2
Nov. 10	* LSU	Tigers lead series 39-22-2
Nov. 17	* at Mississippi State	Razorbacks lead series 16-11-1
Nov. 23	* at Missouri	Tigers lead series 6-3

All CAPS - denotes home game

+ - denotes game played in Little Rock, Ark. (War Memorial Stadium)

^ - denotes Southwest Classic in Arlington, Texas (AT&T Stadium)

* - denotes SEC game

FOOTBALL COMMUNICATIONS

Kyle Parkinson, Associate AD for Communications

Phone: 479-387-4753 (cell)

Email: kparkin@uark.edu

Fax: 479-575-4904

Mailing Address: Communications Office, P.O. Box 7777, Fayetteville, AR 72702

Overnight Address: Communications Office, 1240 W. LeRoy Pond Drive, Fayetteville, AR 72701

Press Box Phone (Razorback Stadium): 479-575-6622

Press Box Phone (War Memorial Stadium): 501-663-0514

FOOTBALL STAFF

HEAD COACH CHAD MORRIS

Alma Mater, Year: Texas A&M, 1992

Record at Arkansas: 0-0 (first season)

Career Record: 14-22

Twitter: @coachchadmorris

FOOTBALL STAFF

Coaches

John Chavis (Tennessee, 1978), Defensive Coordinator/Linebackers

Joe Craddock (Middle Tennessee State, 2008), Offensive Coordinator/Quarterbacks

Steve Caldwell (Arkansas State, 1977), Defensive Line

Ron Cooper (Jacksonville State, 1983), Secondary

Dustin Fry (Clemson, 2006), Offensive Line/Run Game Coordinator

Barry Lunney Jr. (Arkansas, 1996), Tight Ends

John Scott Jr. (Western Carolina, 2000), Defensive Line

Mark Smith (Hardin-Simmons, 2000), Secondary

Justin Stepp (Furman, 2007), Wide Receivers

Jeff Traylor (Stephen F. Austin, 1990), Associate Head Coach/Running Backs

Strength & Conditioning

Trumain Carroll, Head Strength & Conditioning Coach

Rhett Brooks, Associate Strength & Conditioning Coach

Chad Cain, Assistant Strength & Conditioning Coach

Marc Soltis, Assistant Strength & Conditioning Coach

Lance Yancy, Assistant Strength & Conditioning Coach

Operations

Randy Ross, Director of Football Operations

SJ Tuohy, Assistant Director of Football Operations

Jon Blake, Football Operations Graduate Assistant

Analyst/Quality Control

GJ Kinne, Offensive Analyst

Will Bryant, Offensive Quality Control

Jordan Traylor, Offensive Quality Control

Tanner Burns, Special Teams Quality Control

Xavier Adibi, Defensive Quality Control

Corey Chamblin, Defensive Quality Control

John Roberts, Defensive Quality Control

Graduate Assistants

Imarjaye Albury, Defensive Graduate Assistant

Kelvin Bolden, Offensive Graduate Assistant

Ty Gatson, Offensive Graduate Assistant

Eric Ponio, Defensive Graduate Assistant

High School/NFL Relations

Bobby Allen, Director of High School and NFL Relations

Video

Samuel Ogden, Director of Football Video

Brooks Cockrell, Assistant Director of Football Video/Creative Media

Aaron Sisk, Assistant Director of Football Video

Brian Salerno, Football Video Graduate Assistant

Recruiting/Personnel

Taylor Edwards, Director of Recruiting

Jessica Jefferson, Director of On-Campus Recruiting Operations

Callie Conway, Associate Director of On-Campus Recruiting

Cody Vincent, Assistant Director of Recruiting/Graphic Design

Jake Nevill, Coordinator of Football Creative Services/Graphic Design

Will Gilchrist, Associate Director of Player Personnel

Mark Modleski, Personnel Assistant

Equipment Operations

Jake Rosch, Director of Football Equipment Operations

Tyler Renard, Assistant Football Equipment Manager

Kyle Brende, Equipment Operations Graduate Assistant

Athletic Training

Dave Polanski, Head Athletic Trainer

Chris Hauler, Assistant Athletic Trainer

Jon Melia, Assistant Athletic Trainer

Sye Nobles, Athletic Training Graduate Assistant

Conner Whicker, Athletic Training Graduate Assistant

Office

Clarinda Carr, Administrative Assistant - Head Coach

Laurie Hicks, Administrative Assistant - Assistant Coaches

PRESEASON HONORS



HJLATE FROHOLDT enters his senior season as one of the top guards in the country. He was the second-highest graded guard in the SEC last season at 85.8 and did not allow a sack across 388 pass-blocking snaps.

McTELVIN AGIM • DL • JR.

Second-Team All-SEC (Athlon)
Third-Team All-SEC (Phil Steele)

HJLATE FROHOLDT • OL • SR.

Second-Team All-American (Phil Steele)
First-Team All-SEC (Phil Steele)
Second-Team All-SEC (Media)
Second-Team All-SEC (Lindy's)
Third-Team All-SEC (Athlon)
Wuerffel Trophy Watch List
Outland Trophy Watch List
Allstate AFCA Good Works Team Nominee

DRE GREENLAW • LB • SR.

Second-Team All-SEC (Lindy's)
Fourth-Team All-SEC (Athlon)
Fourth-Team All-SEC (Phil Steele)
Butkus Award Watch List

DE'JON HARRIS • LB • JR.

First-Team All-SEC (Athlon)
Second-Team All-SEC (Phil Steele)
Third-Team All-SEC (Media)
Bednarik Award Watch List
Bronko Nagurski Trophy Watch List
Butkus Award Watch List

CHASE HAYDEN • RB • SO.

Doak Walker Award Watch List

RYAN PULLEY • DB • SR.

Second-Team All-SEC (Lindy's)
Fourth-Team All-SEC (Athlon)

SANTOS RAMIREZ • DB • SR.

Third-Team All-SEC (Athlon)
Third-Team All-SEC (Media)
Third-Team All-SEC (Phil Steele)

RANDY RAMSEY • DB • SR.

Fourth-Team All-SEC (Phil Steele)

BRIAN WALLACE • OL • SR.

Second-Team All-SEC (Phil Steele)

DE'VION WARREN • WR/RS • SO.

Second-Team All-SEC (Phil Steele)
Second-Team All-SEC (Athlon)

DEVWAH WHALEY • RB • JR.

Fourth-Team All-SEC (Phil Steele)
Doak Walker Award Watch List

CHAD MORRIS HEAD COACH FIRST SEASON

SMU TURNAROUND

During his three seasons at SMU (2015-17), Morris used his Texas recruiting roots and offensive prowess to take the Mustangs from a 1-11 campaign in 2013 before he took over to the program's first bowl bid since 2012 with a 7-5 mark in 2017.

Morris' offensive scheme was exactly what SMU needed, as it increased the team's scoring output by 16.7 points per game in his first season - the second-largest increase in the nation in 2015. Even more impressive, Morris inherited an offense that ranked last (128th) in the FBS in scoring in 2014 (11.8) and turned it into the nation's eighth-highest scoring offense (40.1) in 2017.

The 2017 SMU offense marked the fourth time and third different program that Morris has either been the head coach or offensive coordinator of that has finished in the top 10 in the FBS in scoring average at more than 40 points per game. The Mustangs were one just two FBS teams that featured a 3,000-yard passer, 1000-yard rusher and multiple 1,000-yard receivers in 2017.

CLEMSON OFFENSIVE EXPLOSION

Morris' impact during his four years at Clemson as offensive coordinator helped result in a 41-11 record, the 2011 ACC Championship and four bowl berths, including two BCS Orange Bowl appearances. Under Morris' scheme, the Tigers established 127 offensive records (89 individual/38 team) and posted the top three scoring seasons in school history, as well as four of the top five passing seasons at Clemson.

The Clemson offense in its second season under Morris with ACC Player of the Year Tajh Boyd at quarterback set school records for total yards per game (512.7) and points per game (41.0), ranking sixth in the nation in scoring and ninth in the nation in total offense. The 2013 squad backed up those numbers with 508.5 yards and 40.2 points per game, figures that ranked ninth and eighth nationally.

Morris' record-setting offense in 2012 and 2013 marked the first time in ACC history that an active member of the conference had averaged more than 40 points per game in back-to-back seasons. Clemson was also one of just two FBS schools with a 3,000-yard passer, 1,000-yard rusher and 1,000-yard receiver every year from 2011-13.

For his work, Morris was named AFCA National Assistant Coach of the Year and one of five finalists for National Offensive Coordinator of the Year by 247Sports in 2013, and the National Offensive Coordinator of the Year by Rivals in 2011.

Morris' offensive brilliance also helped attract and develop some of the best offensive players in Clemson history into current NFL stars. From the 2012 NFL Draft to 2015 NFL Draft, Morris saw seven of his offensive players drafted, including four wide receivers, tied for the most from any school over that span. Included in the quartet of wide receivers drafted were first round picks DeAndre Hopkins (Houston Texans) and Sammy Watkins (Los Angeles Rams). Morris also recruited All-Americans Deshaun Watson and Shaq Lawson, who both went on to be first round NFL draft picks.

INSTANT IMPACT

After a legendary 16 years as a head coach on the Texas prep level, Morris' collegiate debut came as the associate head coach/offensive coordinator at Tulsa in 2010. In his one season as offensive coordinator working specifically with the quarterbacks, Morris helped the Golden Hurricane average 41.4 points per game, good for sixth nationally, and finish with seven straight wins for a 10-3 record following a 5-7 mark in 2009. Tulsa scored 40 or more points seven times, including 50+ in four games, and finished as one of five FBS teams with over 30 rushing and 30 passing touchdowns.

TEXAS LEGEND

A native of Dallas, Morris became a legend in the state of Texas during his 16 years as a head coach at the high school level, posting a 169-38 record overall and winning back-to-back undefeated state championships in his final two seasons at Lake Travis High School. Over his 16 seasons, Morris led six of his teams to the Texas State Championship game, highlighted by three titles, and he earned Coach of the Year honors 11 times.

Morris earned his bachelor's degree in mathematics with a minor in statistics from Texas A&M University in 1992. He and his wife, Paula, have two children, daughter Mackenzie and son Chandler.



Chad Morris was named the 33rd head coach in Arkansas football history on December 6, 2017. Morris was head coach at SMU from 2015-17 after a four-year stint as the offensive coordinator at Clemson, a season as OC/QB coach at Tulsa and 16 years as a head high school coach in Texas.

THE MORRIS FILE

Born: Dec. 4, 1968
Hometown: Edgewood, Texas
Alma Mater: Texas A&M (1992)
Wife: Paula
Children: Mackenzie, Chandler
Date Named Head Coach at Arkansas: Dec. 6, 2017

COACHING HISTORY

1994-97Eustace (Texas) High School, Head Coach
 1998-99Elysian Fields (Texas) High School, Head Coach
 2000-02Bay City (Texas) High School, Head Coach
 2003-07Stephenville (Texas) High School, Head Coach
 2008-09Lake Travis (Texas) High School, Head Coach
 2010Tulsa, Associate Head Coach/OC/QB
 2011-14Clemson, Offensive Coordinator/QB
 2015-17SMU, Head Coach
 2018-presentArkansas, Head Coach

BOWL GAMES AS A COACH

2010Hawaii Bowl
 2011Orange Bowl
 2012Chick-fil-A Bowl
 2013Orange Bowl
 2014Russell Athletic Bowl
 2017Frisco Bowl



NUMBERS TO KNOW

Over 8 seasons as a head coach or offensive coordinator, Chad Morris' offenses have . . .

46,975

Racked up 46,975 yards of total offense, averaging 460.5 yards per game.

3,611

Scored 3,611 total points, averaging 35.4 points per game.

431

Totaled 431 total touchdowns (242 passing, 189 rushing).

40

Averaged 40+ points per game in four seasons, at least once at each of his three stops.

19

Logged 19 games with 50-plus points and 42 games with 40-plus points.

10

Finished in the top 10 nationally in scoring offense 4 times, at least once at each of his three stops.

5

Passed for 3,000+ yards and rushed for 2,000+ yards in the same season 5 times.

WHAT THEY'RE SAYING...

UNIVERSITY OF ARKANSAS VICE CHANCELLOR FOR ATHLETICS HUNTER YURACHEK

"The future is tremendously bright at the University of Arkansas with the addition of Chad Morris. I am confident that Chad will bring an exciting brand of football, phenomenal student-athletes and championships to Fayetteville, and do it all with high integrity."

HOUSTON TEXANS QB DESHAUN WATSON

"Arkansas got a great coach in Chad Morris. What I love about him the most is he's a very loyal man. He's been there since Day 1 for me and been that father figure that I never had in my life. He's very energetic, very truthful and very honest. He makes everyone around him better and has a bright future. Arkansas hired the right man to lead their football program. All love to the Morris Family!"

CLEMSON HEAD FOOTBALL COACH DABO SWINNEY

"I am incredibly happy for Chad Morris and his wife Paula. It has been fun to see someone who coached here blossom in his career. He did a phenomenal job in his four years at Clemson and it has been exciting to see what he has done at SMU. I believe he will be a great fit at Arkansas and I am excited to see what he will do with that program."

ESPN COLLEGE FOOTBALL ANALYST KIRK HERBSTREIT

"Arkansas made a great hire. Chad's experience and success as a high school coach in Texas and SMU will open valuable recruiting opportunities for the Hogs! He is also one of the true innovative offensive minds in the game today."

CLEMSON DEFENSIVE COORDINATOR BRENT VENABLES

"Chad Morris is an outside-the-box thinker and an incredible football coach."

ESPN TALK SHOW HOST IAN FITZSIMMONS

"All that guy does is win. I think that was a home run hire."

USA TODAY REPORTER DANNY SHERIDAN

"The sky is the limit for Arkansas with Chad Morris."

FOOTBALL STAFF



JOHN CHAVIS

Defensive Coordinator/Linebackers First Season at Arkansas

Arkansas added nearly 30 years of SEC experience to its coaching staff when it announced the hiring of John Chavis as the program's defensive coordinator on Jan. 9, 2018. Chavis spent the last 23 years as a defensive coordinator at Tennessee (1995-2008), LSU (2009-14) and Texas A&M (2015-17).

The 2011 winner of the Broyles Award as the top assistant coach in college football, Chavis has been part of 21 bowl games, 12 10-win seasons and appeared in the SEC Championship game six times over his 23 years as a defensive coordinator in the SEC.

Chavis, who has 29 years of experience in the rugged SEC, has produced a defense that has ranked among the top four in the league in total defense 15 times during his 23 seasons as a coordinator.

During his time at Texas A&M as associate head coach and defensive coordinator, the Aggies were one of five FBS programs (Alabama, Clemson, Penn State & Washington) to rank in the top 25 in sacks each season from 2015-17, highlighted by an SEC-best 43 this past fall. A key contributor to those sack totals was Myles Garrett, who led the SEC in sacks in 2015, and was a unanimous first-team All-American in 2016 en route to being the No. 1 overall pick in the 2017 NFL Draft by the Cleveland Browns.

Prior to his three seasons at Texas A&M, Chavis was a key piece to a successful six-year run at LSU that saw the Tiger defense finish in the top 15 nationally in total defense five times (2010, 2011, 2012, 2013, 2014). During Chavis' tenure in Baton Rouge, the Tigers forced 152 turnovers and accounted for 14 touchdowns and two safeties. In 79 total games, Chavis' defenses held the opponent under 100 yards rushing 32 times.

LSU had its best year under Chavis in 2011, as the Tigers capped the year ranked in the top five in the nation in four categories including total defense (No. 2 at 261.5), scoring defense (No. 2 at 11.29), pass efficiency defense (No. 3 with 95.58 rating) and rushing defense (No. 5 at 90.1). LSU also ranked No. 8 nationally in pass defense with 171.43 yards allowed per game. LSU's 2011 defense featured a young and explosive defensive front along with arguably the nation's top secondary with two national award winners in Tyrann Mathieu and Morris Claiborne. LSU allowed only six first-half touchdowns, including just two in the first quarter all season, as the Tigers rode their dominant defense's style of play to a 13-0 regular season mark, the SEC title and a spot in the BCS National Championship Game.

In both 2010 and 2011, Chavis and the Tigers defense featured the Thorpe Award winner (nation's top defensive back) in Patrick Peterson in 2010 and Claiborne in 2011, as well as the Bednarik Award winner (nation's top defender) in Peterson and Mathieu in 2011. LSU was also home to the SEC Defensive Player of the Year in Peterson (2010), Mathieu (2011 by AP) and Claiborne (2011 by Coaches).

Over Chavis' six years at LSU, the Tigers and Alabama were the only two SEC programs to rank in the league's top four in scoring defense every year from 2009-14. LSU finished in the top 12 nationally in scoring defense five of six years under Chavis, highlighted by No. 2 and No. 4 in 2011 and 2014, respectively. The Tigers led the SEC in passing defense twice (2010, 2014) in his six years while they led the league in total defense his final season in 2014.

Prior to his arrival in Baton Rouge in 2009, Chavis spent 14 seasons as the defensive coordinator at Tennessee, helping the Vols win at least nine games in a season 11 times. The Vols reached the 10-win mark eight times during his time as defensive coordinator, which included a school-record 13 victories during their national championship season in 1998. The Vols had 11 wins in 1995, 1997 and 2001, and they won 10 games in 1996, 2003, 2004 and 2007. With Chavis as the defensive coordinator, Tennessee made five appearances in the SEC



Championship game, winning the league title in 1997 and 1998. The Volunteers were also invited to three BCS bowl games.

Behind a recruiting belief that there is no substitute for speed and an aggressive defensive philosophy, Chavis has coached and mentored 70 NFL Draft picks, including 15 first rounders, during his time as a defensive coordinator in the SEC.

Chavis has seen one of his defensive standouts taken in 22 straight NFL Drafts as a defensive coordinator and 26 consecutive years dating back to his time as the defensive line/linebackers coach at Tennessee. Out of the 70 players selected, 42 have been taken in the top three rounds.

Over a run of eight NFL Drafts from 2006-13, Chavis saw eight players taken in the first round with at least one going in seven of them. In 2013, LSU became the first school in NFL Draft history to have six defensive players selected during the first three rounds. LSU finished with eight defenders selected in the 2013 NFL Draft, including the second straight year with a pair of first rounders.

In all, Chavis has coached 81 players taken in the NFL Draft during his time as a defensive coordinator or from his position room as an assistant coach. Over his 29 years in the SEC, he has seen a player taken in 27 of a possible 28 drafts.

Chavis, who is originally from Dillon, South Carolina, is married to the former Diane Crisp. They are the parents of sons John and Jason. He graduated from Tennessee in 1978, as a three-year letter winner at middle guard for head coach Johnny Majors.

COACHING HISTORY

YEARS	SCHOOL	POSITION
1979	Tennessee	Graduate Asst.
1980-83	Alabama A&M	Defensive Line
1984-85	Alabama State	Defensive Coord.
1986-88	Alabama A&M	Defensive Coord.
1989-94	Tennessee	Defensive Line/Linebackers
1995-2008	Tennessee	Defensive Coord./Linebackers
2009-14	LSU	Defensive Coord./Linebackers
2015-17	Texas A&M	Assoc. Head Coach/Defensive Coord./Linebackers
2018-present	Arkansas	Defensive Coord./Linebackers

FOOTBALL STAFF



JOE CRADDOCK IV

Offensive Coordinator/Quarterbacks
First Season at Arkansas

Joe Craddock IV was named the program's offensive coordinator and quarterbacks coach on Jan. 9, 2018.

Craddock comes to Fayetteville after spending the past three seasons (2015-17) as offensive coordinator and quarterbacks coach at SMU. Prior to SMU, he coached at Clemson for three seasons as an offensive graduate assistant (2013-14) and a player development coach (2012).

Over his three seasons with the Mustangs, Craddock's offense produced a 3,000-yard passer (Ben Hicks, 2017), two 1,000-yard rushers (Xavier Jones, 2017; Braeden West, 2016), and two 1,000-yard receivers (Courtland Sutton, 2017 and 2016; Trey Quinn, 2017).

Sutton, a second-round pick in the 2018 NFL Draft, posted career receiving totals of 3,152 yards and 31 touchdowns on 189 receptions in four seasons at SMU. He averaged 16.4 yards per catch in each of his last two seasons and finished third on the Mustangs' all-time receiving list.

During the 2017 regular season, Craddock's unit ranked No. 8 in the FBS in scoring offense (40.2 points), No. 13 in total offense (493.8 yards) and No. 16 in passing yards (308.0 yards) and was one of just two in the country that featured a 3,000-yard passer, 1,000-yard rusher and multiple 1,000-yard receivers in All-Americans Sutton and Quinn.

Two of the most dynamic receivers in college football, Sutton and Quinn were the only pair of teammates to rank in the top 10 in touchdown receptions during the 2017 regular season. Quinn finished the year with 13 TD catches, while Sutton had 12. The duo also combined for 12 100-yard receiving games with six apiece.

A Biletnikoff Award and Earl Campbell Tyler Rose semifinalist, Quinn led the nation in receptions with 114 and ranked inside the top 15 nationally in receiving touchdowns (No. 4, 13), receiving yards per game (No. 10, 95.1) and receiving yards (No. 11, 1,236). He turned in two of the three top reception performances in the FBS during the 2017 regular season with 17 catches twice and became the only player this century to register 15-plus catches in three straight games.

Hicks finished his sophomore season with 3,569 passing yards (No. 18 in FBS) and 33 touchdown passes (No. 9 in FBS).

In 2016, SMU had a 1,000-yard rusher (West, 1,036) and 1,000-yard receiver (Sutton, 1,246) for the first time since 2011 and three players with at least 1,000 all-purpose yards for the first time since 2011 (Sutton, West, James Proche). As a freshman, Hicks threw for 2,930 yards, third-best among all freshmen and eighth-best in a season at SMU.

In Craddock's first year at SMU, the Mustangs increased their scoring output by 16.7 points per game – the second-largest increase in the nation in 2015. He also helped develop two of the nation's top freshmen in Sutton and Jones. Sutton was named a Freshman All-American in 2015 after ranking No. 1 among freshmen with nine touchdown catches.

During his time at Clemson, Craddock, alongside Morris who was offensive coordinator, aided in the development of quarterback Deshaun Watson. In 2014, the Tigers' offense averaged 448.2 yards of total offense per game, ranked No. 21 in scoring offense (35.4) and was one of just 14 teams in the FBS to average both 200 yards rushing and passing per game.

Prior to his collegiate coaching career, Craddock was the offensive coordinator at Briarwood Christian School in Birmingham, Alabama, during the 2010 and 2011 seasons. Briarwood Christian went 25-4 during Craddock's tenure and finished as the state runner-up in 2010.



Following the 2011 season, he was hired as an offensive player development coach at Clemson by coach Dabo Swinney. After the 2012 season, Craddock was given on-field graduate assistant duties working with the quarterbacks, a role he held until December 2014. Craddock played at Middle Tennessee from 2004-08 and was a team captain his senior year. He also played baseball for the Blue Raiders in 2008.

A native of Chelsea, Alabama, Craddock earned a bachelor's degree in liberal arts at Middle Tennessee in 2008. He and his wife, Abby, have one daughter, Charlie.

COACHING HISTORY

YEARS	SCHOOL	POSITION
2010-11	Briarwood Christian School (Ala.)	Offensive Coord.
2012	Clemson	Player Development Coach
2013-14	Clemson	Graduate Asst.
2015-17	SMU	Offensive Coord./Quarterbacks
2018-present	Arkansas	Offensive Coord./Quarterbacks

FOOTBALL STAFF



STEVE CALDWELL

Defensive Line
First Season at Arkansas

Steve Caldwell comes to Fayetteville for the second time in his career with more than 30 years of coaching experience, highlighted by a 1998 national championship alongside John Chavis at Tennessee, and 20 bowl games appearances.

From 2014-17, Caldwell served as associate head coach at Boise State while overseeing the defensive line room. Over his four seasons, Boise State accumulated a record of 42-12 with three bowl wins in four appearances while his defensive line unit helped hold 24 of 54 opponents to under 100 yards rushing over that span.

Caldwell mentored an All-Mountain West first team selection in each of his four seasons at Boise State, including defensive end Sam McCaskill and nose tackle David Moe in 2016. In 2017, Caldwell coached defensive lineman Curtis Weaver, who became the first freshman in Mountain West history to earn first-team honors as a freshman. Weaver led the conference and all FBS freshmen with 11.0 sacks (T-6th nationally) en route to being named to the *USA TODAY* Freshman All-America team.

In 2017, Boise State tied for the Mountain West lead in sacks and was the only program to finish in the top four in the conference in sacks each of Caldwell's four seasons (2014-17). The Broncos also ranked second in the Mountain West in rushing defense in 2017, highlighted by holding an explosive Oregon offense to a season-low 47 yards on the ground during their 38-28 win over the Ducks in the Las Vegas Bowl. It also marked the fourth time in Caldwell's four years that Boise State finished in the top four in the conference in rushing defense.

Caldwell oversaw one of the most dominant defensive lines in the country in 2015, as his front four was the Mountain West standard and ranked fifth in FBS in rushing defense, allowing just 108.2 rushing yards per game. The stubbornness against the run helped the Bronco defensive unit rank second in the conference and 18th in the country in scoring defense with 20.2 points allowed per game.

Among the numerous standouts in the trenches in 2015 was junior Kamalei Correa, who racked up a team-best 11.0 sacks and 7.0 tackles-for-loss and was selected by the Baltimore Ravens with the 11th pick of the second round (42nd overall) in the 2016 NFL Draft. Correa finished his collegiate career with a Defensive MVP performance during a Poinsettia Bowl victory over Northern Illinois after recording 2.0 sacks and 2.5 tackles-for-loss.

Prior to Boise State, Caldwell rejoined his alma mater Arkansas State for the 2013 campaign. The Red Wolves captured a share of the Sun Belt Conference Championship in 2013 and won the 2013 GoDaddy Bowl. Under Caldwell's tutelage, Ryan Carrethers garnered first-team All-Sun Belt Conference honors, and went on to be selected by the San Diego Chargers in the 2014 NFL Draft.

Caldwell's first stint at Arkansas came from 2010-12, when he was in charge of the defensive line. During his time with the Razorbacks, Arkansas posted back-to-back 10-win seasons (2010-11) and played in the Sugar Bowl. Arkansas ranked No. 36 or better nationally in sacks in each of Caldwell's three seasons, highlighted by finishing the 2010 campaign tied for eighth nationally in sacks.

In 2011, Arkansas' defensive end group of Jake Bequette, Tenarius Wright, Trey Flowers and Chris Smith combined for 27.0 tackles for loss and 16.0 sacks. Bequette earned All-SEC first team honors after leading the SEC with 10.0 sacks, a mark that was good for ninth nationally. Bequette was named the Defensive MVP of the Cotton Bowl after two sacks and a forced fumble and went on to be selected by the New England Patriots in the third round of the 2012 NFL Draft.



Caldwell spent the 1995-2008 seasons coaching defensive ends at Tennessee alongside Chavis. Over 14 seasons, the Volunteers won the 1998 National Championship, made 13 bowl appearances and finished 10 seasons ranked in the top 25.

Tennessee ranked in the top four among SEC schools in total defense 10 times and led the league in rushing defense three times. In 2008, the Vols ranked third nationally in total defense (263.5), and in 2005 the team's rushing defense ranked second nationally (82.5).

A dean's list student at Arkansas State, Caldwell played four years of football as a defensive end and linebacker. The start of his coaching career came over three seasons at his alma mater from 1978-80. Caldwell then moved on to Northwest Mississippi Community College, where he coached the offensive line for four seasons and was part of a national championship team in 1982.

Caldwell rejoined Arkansas State in 1985 as linebackers coach and was with the Red Wolves through 1989. The school won back-to-back league championships (1985-86) and made three-straight trips to the NCAA Division I-AA Playoffs from 1985-87.

He worked as a graduate assistant at Tennessee in 1990, before moving on to Pacific from 1991-93. He was the linebackers coach in 1991 and added co-defensive coordinator responsibilities in 1992 and 1993.

COACHING HISTORY

YEARS	SCHOOL	POSITION
1978-79	Arkansas State	Graduate Asst.
1980	Arkansas State	Offensive Line
1981-84	Northwest (Miss.) CC	Offensive Line
1985-89	Arkansas State	Linebackers
1990	Tennessee	Graduate Asst.
1991-93	Pacific	Co-Defensive Coord.
1994	Nevada	Co-Defensive Coord.
1994-95	Ole Miss	Defensive Ends
1995-2008	Tennessee	Defensive Ends
2010	Arkansas	Defensive Ends
2011-12	Arkansas	Defensive Ends/Special Teams
2013	Arkansas State	Defensive Line
2014-17	Boise State	Assoc. Head Coach/Defensive Line
2018-present	Arkansas	Defensive Line

FOOTBALL STAFF



RON COOPER

Secondary
First Season at Arkansas

Ron Cooper brings more than 30 years of coaching experience to Arkansas, including 10 as a head coach on the collegiate level, and he has served four stints as a defensive coordinator. He has also worked one year in the NFL as a defensive backs coach while making stops at four other SEC schools during his career.

Cooper took over a youthful secondary room at Texas A&M, as seven different underclassmen, including four freshmen, started in the defensive backfield for the Aggies during the 2017 season. One of the mainstays in the lineup was junior Armani Watts, who finished the season with 87 tackles, four interceptions, two fumble recoveries and one touchdown en route to being named to Associated Press (AP) All-America third team and the All-SEC first team (Coaches & AP)

Prior to Texas A&M, Cooper served as the interim head coach at FIU for the final eight games of the 2016 season. Cooper also served as head coach at Eastern Michigan (1993-94), Louisville (1995-97) and Alabama A&M (1998-2001).

Cooper spent two seasons at FIU with the first as the team's assistant head coach and defensive backs coach in 2015. He was elevated to the Panthers' defensive coordinator in 2016 before leading FIU to a 4-4 record as the interim head coach.

Prior to FIU, Cooper served as the assistant head coach and defensive backs coach at South Florida from 2013-14. He helped lead the Bulls to a team record 20-plus takeaways each season and the defense scored four touchdowns.

He coached one season in the NFL as the defensive backs coach for the Tampa Bay Buccaneers in 2012.

Cooper has deep ties to Arkansas defensive coordinator John Chavis, having served as the LSU secondary coach under Chavis from 2009-11. He mentored one of the top secondary rooms in the country, highlighted by national award winners Morris Claiborne, Patrick Peterson and Tyrann Mathieu. In both 2010 and 2011, Cooper and the Tigers defense featured the Thorpe Award winner (nation's top defensive back) in Patrick Peterson in 2010 and Claiborne in 2011, as well as the Bednarik Award winner (nation's top defender) in Peterson and Mathieu in 2011. LSU was also home to the SEC Defensive Player of the Year in Peterson (2010), Mathieu (2011 by AP) and Claiborne (2011 by Coaches).

Cooper also made stops in the SEC at South Carolina (2004-08) and Mississippi State (2003). In 2008, Cooper assisted with a defense that ranked No. 1 in the SEC and No. 2 in the nation in pass defense, allowing just 160 yards per game. With the Gamecocks, Cooper helped lead the team to appearances in the 2005 Independence Bowl, 2006 Liberty Bowl and 2009 Outback Bowl.

He broke into the head coaching ranks with Eastern Michigan and went on to become head coach at Louisville and Alabama A&M. Cooper's 1995 Louisville team led the nation in takeaways and finished No. 9 nationally in scoring defense. The following season, the Cardinals ranked No. 4 in both total defense and rushing defense.

At Alabama A&M, Cooper guided the Bulldogs to the Southwestern Athletic Conference Championship Game in 2000. His squad led the nation in rushing defense and they ranked No. 8 nationally in scoring defense. He also discovered defensive end Robert Mathis and coached him in his first three collegiate seasons. Mathis went on to a 14-year NFL career with the Colts, making six Pro Bowls and earning AFC Defensive Player of the Year honors in 2013. Before becoming the head coach at Eastern Michigan, Cooper served as an assistant coach at Notre Dame (1991-92), helping the Irish to victories in the 1992 Sugar Bowl and 1993 Cotton Bowl.



Cooper also served coaching stints at UNLV (1990), East Carolina (1989), Murray State (1987-88), Austin Peay (1985-86), Minnesota (1984) and Appalachian State (1983).

As a player, Cooper was a four-year letterman at Jacksonville State, where he helped the Gamecocks to Gulf South Conference titles in 1981 and 1982. Cooper played in the NCAA Div. II playoffs three times during his career, including a semifinal run in 1982.

COACHING HISTORY

YEARS	SCHOOL/ORGANIZATION	POSITION
1983	Appalachian State	Graduate Asst.
1984	Minnesota	Graduate Asst.
1985-86	Austin Peay	Asst. Coach
1987-88	Murray State	Defensive Coord.
1989	East Carolina	Asst. Coach
1990	UNLV	Defensive Coord.
1991-92	Notre Dame	Asst. Head Coach
1993-94	Eastern Michigan	Head Coach
1995-97	Louisville	Head Coach
1998-2001	Alabama A&M	Head Coach
2002	Wisconsin	Asst. Coach
2003	Mississippi State	Defensive Coord.
2004	South Carolina	Defensive Backs
2005	South Carolina	Outside Linebackers/Special Teams
2006-07	South Carolina	Asst. Head Coach/Defensive Backs
2008	South Carolina	Safeties
2009-11	LSU	Defensive Backs
2012	Tampa Bay Buccaneers	Defensive Backs
2013-14	USF	Asst. Head Coach/Defensive Backs
2015	FIU	Asst. Head Coach/Defensive Coord./Defensive Backs
2016	FIU	Asst. Head Coach/Defensive Coord./Linebackers
2016	FIU	Interim Head Coach
2017	Texas A&M	Defensive Backs
2018-present	Arkansas	Secondary

FOOTBALL STAFF



DUSTIN FRY

Offensive Line/Run Game Coordinator
First Season at Arkansas

Dustin Fry joins the Razorback staff after spending three seasons at SMU (2015-17) as offensive line coach. Prior to his stint in Dallas, he served as an offensive graduate assistant at Clemson from 2012-14.

At SMU, Fry's offensive line cleared paths for a 1,000-yard rusher in both 2016 and 2017. His 2017 unit blocked for the Mustangs' offense to produce 3,000-plus passing yards and 2,000-plus rushing yards. The Mustangs averaged 5.0 yards per carry and were one of 18 FBS programs, including one of three in the American Athletic Conference, to accomplish that feat during the regular season. SMU's 2,230 rushing yards were its most in a regular season in 10 years.

According to Sport Source Analytics, Fry's offensive line in 2017 ranked No. 14 nationally in efficiency (79.6), based on tackle for loss percentage, sack percentage and third and fourth down run percentage.

In his three years at Clemson, he helped the Tigers to a 31-7 record with two top-10 finishes. He was a player development coach with the offensive line and helped center Dalton Freeman earn first-team All-America honors in 2012.

Fry lettered four years with Clemson and was a first-team All-ACC center and a National Strength and Conditioning Association (NSCA) All-American on the 2006 offense that averaged a school-record 6.5 yards per play. He played in the Senior Bowl and was a fifth-round draft pick of the Rams, playing for St. Louis in 2007 and 2008. He also spent time with the Cleveland Browns, Denver Broncos and Carolina Panthers.



COACHING HISTORY

YEARS	SCHOOL	POSITION
2012-14	Clemson	Graduate Asst.
2015-17	SMU	Offensive Line
2018-present	Arkansas	Offensive Line/Run Game Coord.

FOOTBALL STAFF



BARRY LUNNEY JR.

Tight Ends
Sixth Season at Arkansas

Barry Lunney Jr., a former Arkansas starting quarterback, is entering his sixth season as tight ends coach at his alma mater. Lunney has strengthened the program's reputation as #TEU over his five years.

Lunney's work has not only resulted in success for the Razorbacks, but also caught the interest of NFL personnel. Highlighted by Hunter Henry being the first tight end taken off the board in the 2016 NFL Draft, Arkansas is the only program in the country to have a tight end taken in each of the last three drafts dating back to 2015.

From 2014 to 2016, Lunney helped develop Henry into the best tight end in the nation. On Dec. 9, 2015, that became official when Henry was named the John Mackey Award winner following his junior season. Henry joined D.J. Williams as former Razorbacks to win the award to make Arkansas the only program to have multiple winners in the award's history.

Lunney serves as the team's primary recruiter in the state of Arkansas. The Razorbacks signed 10 players from the Natural State in the 2015 recruiting class, the most in-state signees since 2008. Arkansas' haul also featured the nation's best class of tight ends.

After earning All-SEC second team honors in 2013 and 2014, Henry won the John Mackey Award and was a consensus first-team All-American as a junior in 2015. He led all Football Bowl Subdivision tight ends with 739 receiving yards on 51 receptions – each career highs – and hauled in three touchdown passes. In addition, Henry and tight end mate Jeremy Sprinkle combined for a league-best 1,128 receiving yards and eight touchdowns. The 1,128 receiving yards are the most by an Arkansas tight end corps in program history.

During his career, Henry hauled in 116 passes for 1,661 yards and nine touchdowns. He is one of only eight tight ends in SEC history to reach the triple-digit mark in receptions while playing in the conference. Of the eight, he is one of four to tally more than 1,500 receiving yards. In addition, his 1,661 career receiving yards rank second in program history among tight ends, only trailing Williams (1,855, 2007-10). His 116 receptions and 1,661 receiving yards through the past three seasons were both tops in the SEC among tight ends.

A fellow Arkansas native, Henry was selected with the 35th overall pick by the San Diego Chargers in the second round of the 2016 NFL Draft. A year later, Sprinkle followed Henry's footsteps and was taken by the Washington Redskins in the fifth round of the 2017 NFL Draft. During his senior season, Sprinkle set the Arkansas record for career TDs by a tight end with 11 and was also invited to play in the Reese's Senior Bowl.

Lunney also oversaw the transition of AJ Derby from quarterback to tight end. Derby finished fifth in the SEC with 303 receiving yards during the 2014 season and was a sixth round draft choice of the New England Patriots despite playing the position for less than a year.

In his first season coaching the Razorback tight ends, Lunney led Henry to second-team All-SEC, Freshman All-America and SEC All-Freshman Team recognition. Henry's receiving yards ranked third in the nation among freshman tight ends, and he was the only freshman tight end in the SEC with a 100-yard receiving game. Henry also led SEC tight ends and ranked third in the conference by gaining a first down on 78.6 percent of his receptions.

Before returning to the Razorbacks, Lunney served as the offensive coordinator and quarterbacks coach at Bentonville High School from 2005-13.

In his eight years at Bentonville, the Tigers won 78 games, including 25 straight in 2010-11, played in four state championship games, claiming state titles in 2008 and 2010, and won



six straight 7A West Conference crowns from 2007-12. Bentonville played in three 7A state championship games and won at least 12 games in four of his last five seasons.

Before moving to the high school coaching ranks, Lunney compiled seven years of collegiate coaching experience.

Lunney spent two seasons as the co-offensive coordinator and quarterbacks coach at San Jose State. During his tenure, the offense produced six all-conference performers, and tight end Courtney Anderson was selected by the Oakland Raiders in the 2004 NFL Draft. In 2003, the Spartans ranked 17th in the NCAA in passing offense and quarterback Scott Rislov ranked third in the WAC in passing efficiency and total offense.

Prior to that, Lunney spent three seasons at Tulsa, first working with quarterbacks in 2000 and 2001 and then moving to wide receivers in 2002. In 2000, quarterback Josh Blankenship ranked fifth in the WAC in total offense and receiver Don Shoals led the conference and ranked 11th in the NCAA in receptions per game.

His coaching career began with two seasons as a graduate assistant at Arkansas. In 1998, Arkansas won its first eight games and rose to No. 9 in the national rankings on the way to sharing the SEC Western Division title and earning a berth in the Citrus Bowl. Lunney served as the Razorbacks' running backs coach for the bowl game and throughout the spring of 1999. Arkansas spent the majority of the 1999 season in the top 25 of the national rankings and finished the year with a 27-6 win over No. 14 Texas in the Cotton Bowl.

As a player for the Razorbacks, Lunney lettered from 1992-95, starting 40 games at quarterback, and was a team captain on the 1995 team that played in the SEC Championship Game for the first time in school history. In his first game as the starting quarterback, he led Arkansas to an upset win at No. 4 Tennessee. He left Arkansas holding school career records for passing yards, passing touchdowns, pass completions, pass attempts and total offensive plays. Lunney also played baseball at Arkansas. He was drafted by the Montreal Expos out of high school in 1992 and by the Minnesota Twins in 1996 and played one season of minor league baseball in the Twins organization.

COACHING HISTORY

YEARS	SCHOOL	POSITION
1998-99	Arkansas	Graduate Asst.
2000-01	Tulsa	Quarterbacks
2002	Tulsa	Wide Receivers
2003-04	San Jose State	Co-Offensive Coord./Quarterbacks
2005-12	Bentonville (Ark.) High School	Offensive Coord./Quarterbacks
2013-present	Arkansas	Tight Ends

FOOTBALL STAFF



JOHN SCOTT JR.

Defensive Line
Second Season at Arkansas

John Scott Jr. will enter his second season with the Razorbacks after serving as defensive line coach in 2017.

Scott Jr. spent the 2015 and 2016 seasons with the New York Jets, beginning as a defensive quality control coach in 2015 before being promoted to defensive line assistant coach. Prior to his time in the NFL, Scott Jr. spent time as a defensive line or outside linebackers coach at Texas Tech, Georgia Southern, Missouri State, Norfolk State and his alma mater Western Carolina.

The Jets led the NFL in rushing touchdowns allowed and red zone defense in 2015, while finishing second in rushing defense and fourth in total defense. Both defensive tackle Muhammad Wilkerson and cornerback Darrelle Revis earned Pro Bowl Honors. Scott Jr. was promoted to defensive line assistant prior to the 2016 season in which the Jets finished fifth in the AFC in rush defense and rushing touchdowns allowed. Defensive tackle Leonard Williams earned a Pro Bowl nod.

Scott mentored and coached a trio of defensive lineman at Texas Tech that worked their way into the NFL. In his first season, he tutored Kerry Hyder to All-Big 12 honors and an invite to the NFL Scouting Combine. In his first full season with the Detroit Lions in 2016, Hyder led the team with 8.0 sacks to go along with 36 tackles. Branden Jackson had his best season under Scott Jr. in 2014 as a junior before getting an invite to the 2016 NFL Scouting Combine. Jackson recently finished his rookie season with the Oakland Raiders.

Prior to joining Texas Tech, Scott Jr. spent three seasons (2010-12) as the defensive line coach and special teams coordinator on three Georgia Southern teams that advanced to the semifinals of the FCS Playoffs. Along the defensive line, he mentored two All-Americans, including Brent Russell, who was an All-American all three years under Scott Jr. and finished as the program's all-time sack leader. In 2011, the Georgia Southern defensive line featured Russell, All-American Roderick Tinsley and All-Southern Conference selection John Douglas. In 2010, Russell was a finalist for the Buck Buchanan Award for the nation's top defensive player at the Championship Subdivision level.

Scott Jr. was named defensive line coach at Georgia Southern in January 2010 after one season coaching outside linebackers at Missouri State and three seasons at Western Carolina coaching defensive ends and outside linebackers. As defensive line coach at Norfolk State for the 2005 season, Scott Jr. helped the Spartans achieve a No. 12 national ranking in pass defense. That season, Norfolk State allowed just over 158 yards per game. The Greer, South Carolina, native attended the NCAA's Minority Coaches Academy in 2008 after being selected from a pool of 400 applicants.

A 2000 graduate of Western Carolina and four-year Catamount letterman, Scott returned to coach at his alma mater in 2006. An All-Southern Conference choice at defensive end in 1998, Scott Jr. had 17 tackles for loss. His career total of 31 tackles for loss ranks 10th in Western Carolina history.

After earning his bachelor's degree in communications from Western Carolina, Scott Jr. played three years of professional football, including two years with the Greensboro (N.C.) Prowlers of the Arena Football League 2. He was named the team's Defensive Player of the Year in 2000.



While playing for the Greensboro Prowlers, Scott Jr. gained coaching experience at the high school level as defensive line coach at West Davidson High School in 2001. Scott Jr. then went to Louisiana-Lafayette as a graduate assistant for two years, serving as a defensive line graduate assistant. He completed his master's degree in education at Louisiana-Lafayette in 2006.

COACHING HISTORY

YEARS	SCHOOL/ORGANIZATION	POSITION
2001	West Davidson (N.C.) High School	Defensive Line
2002-04	Louisiana-Lafayette	Graduate Asst.
2005	Norfolk State	Defensive Line
2006-07	Western Carolina	Defensive Ends/Outside Linebackers
2008	Western Carolina	Defensive Line
2009	Missouri State	Defensive Ends
2010-12	Georgia Southern	Defensive Line/Special Teams
2013-14	Texas Tech	Defensive Line
2015	New York Jets	Defensive Quality Control
2016	New York Jets	Asst. Defensive Line
2017-present	Arkansas	Defensive Line

FOOTBALL STAFF



JEFF TRAYLOR

Associate Head Coach/Running Backs
First Season at Arkansas

Jeff Traylor joined the Razorbacks from SMU, where he spent the 2017 season as associate head coach/running backs. He served as the Mustangs' interim coach following the Razorbacks' hiring of Morris in December 2017.

Traylor's SMU unit totaled 2,223 yards rushing in 2017, highlighted by three players who rushed for 500-plus yards with sophomore Xavier Jones leading the group at 1,075. The Mustangs topped the 200-yard mark on the ground six times with a season-best 311 in a win against Arkansas State.

Before SMU, Traylor spent two seasons at the University of Texas (2015-16). In his first season in Austin, he coached tight ends and was named Scout.com's Big 12 Recruiter of the Year. In 2016, Traylor coached tight ends and wide receivers for the Longhorns, who boasted the nation's No. 16 ranked offense that averaged 491.3 yards per game.

During his time in Austin, Traylor recruited punter Michael Dickson, who went on to earn multiple All-America honors, win Big 12 Conference Special Teams Player of the Year in 2016 and 2017 as well as the 2017 Ray Guy Award.

At Texas, Traylor recruited punter Michael Dickson, who earned All-Big 12 honorable mention honors, while the tight ends unit caught 22 passes for over 300 yards and two touchdowns. Dickson averaged 41.3 yards per punt on 77 attempts.

Prior to Texas, Traylor spent 15 seasons (2000-14) as head coach at Gilmer High School in east Texas, where he had a 175-26 record with three state championships and two state runner-up finishes.

Under Traylor, Gilmer High School reached the 10-win mark 11 times, while also recording seven 13-win campaigns. The Buckeyes posted 15 wins three times, all of which resulted in undefeated state championship years, including two 16-0 seasons in 2004 and 2014.

In 2014, the Gilmer offense put up the second-most points in the history of Texas high school football with 950 in 16 games for an average of 59.4 points per game and won the 4A Division 2 state title. The Buckeyes scored 60-plus points nine times, including two 80-point performances. Gilmer also averaged 536.1 total yards per game (8,577) behind a balanced 293.9 passing yards and 242.1 rushing yards per contest. The defense was equally dominant, allowing only 276 points (17.3) with five single-digit efforts and two shutouts, while recording 23 interceptions and forcing 17 fumbles. Gilmer closed out the season with a win over West Orange-Stark at AT&T Stadium in Arlington, Texas, and had eight different players earn 4A All-State honors from either the Associated Press or Texas Sports Writers Association.

Gilmer's two other state titles under Traylor both came in 3A in 2004 (Division 2) and 2009 (Division 1), before the change in class structure in Texas high school football moved the school into 4A. After 15 years on its sidelines, Gilmer renamed Buckeye stadium to Jeff Traylor Stadium in Traylor's honor.

Prior to Gilmer, Traylor was an assistant coach at Jacksonville High School (1993-99) in Texas, where he served as passing coordinator, defensive backs coach, receivers coach and special teams coordinator.



Traylor began his coaching career at Big Sandy High School in Texas, where he spent four years as an assistant coach from 1990-93. After graduating from Gilmer High School in 1986, Traylor played football at Stephen F. Austin as a walk-on.

COACHING HISTORY

YEARS	SCHOOL	POSITION
1989-92	Big Sandy (Texas) High School	Asst. Coach
1993-99	Jacksonville (Texas) High School	Asst. Coach
2000-14	Gilmer (Texas) High School	Head Coach/Athletic Director
2015-16	Texas	Tight Ends/Special Teams
2017	SMU	Associate Head Coach/Running Backs
2018-present	Arkansas	Associate Head Coach/Running Backs

FOOTBALL STAFF



MARK SMITH

Secondary
First Season at Arkansas

One of the assistants that helped recruit Arkansas' early signing class in December, Smith will help lead the secondary. Along with his three seasons at SMU, Smith also has college experience as defensive quality control coach at Oklahoma.

Smith arrived at SMU as Director of Recruiting in 2015 and added defensive analyst to his duties for 2017 season. He arrived at SMU with experience at both the college and high school levels.

Prior to SMU, he served at Hurst L.D. Bell from 2009 to 2014, earning a promotion to head coach in early 2011. With Smith at the helm, Bell made the playoffs for three straight seasons. He also served as an assistant at Irving MacArthur and Colleyville Heritage high schools in Texas.

Smith was a member of the Board of Directors for the Texas High School Coaches Association and served as the President of the North Texas Football Coaches Association.



COACHING HISTORY

YEARS	SCHOOL	POSITION
2000-03	Colleyville Heritage (Texas) High School	Assistant Coach
2004-07	MacArthur (Texas) High School	Defensive Coordinator
2008-09	Oklahoma	Defensive QC
2009-10	L.D. Bell (Texas) High School	Defensive Coordinator
2011-14	L.D. Bell (Texas) High School	Head Coach
2015-17	SMU	Director of Recruiting
2018-present	Arkansas	Secondary

FOOTBALL STAFF



JUSTIN STEPP

Wide Receivers
First Season at Arkansas

Justin Stepp joined the Razorbacks after spending six seasons as a wide receivers coach at SMU (2015-17) and Appalachian State (2012-14). Prior to Appalachian State, he spent three seasons at Clemson as an offensive graduate assistant coach (2011) and an offensive video graduate assistant (2009-10).

Last December, he was selected to participate in the 2018 AFCA 35 Under 35 Coaches Leadership Institute, a prestigious program aimed at identifying and developing premier, future leaders in the football coaching profession. He was also named a finalist for the 2017 FootballScoop Wide Receivers Coach of the Year award.

During Stepp's six seasons as a wide receivers coach, he's tutored three different players who have combined for four 1,000-yard receiving seasons.

Stepp's protégés Courtland Sutton and Trey Quinn at SMU were two of the most dynamic wide receivers in college football in 2017 and each went on to be selected in the 2018 NFL Draft. The Mustangs boasted one of the most prolific passing attacks in the nation on the strength of All-Americans Sutton and Quinn each posting 1,000-yard receiving seasons. SMU was one of only two schools with multiple 1,000-yard receivers in 2017. In addition, Sutton and Quinn were the only pair of teammates to rank in the top 10 in touchdown receptions and combined for 12 100-yard receiving games with six apiece. Quinn finished the year with 13 TD catches, while Sutton had 12.

A Biletnikoff Award and Earl Campbell Tyler Rose semifinalist, Quinn led the nation in receptions with 114 and ranked inside the top 15 nationally in receiving touchdowns (No. 4, 13), receiving yards per game (No. 10, 95.1) and receiving yards (No. 11, 1,236). He turned in two of the three top reception performances in the FBS during the 2017 regular season with 17 catches twice and became the only player this century to register 15-plus catches in three straight games. The Lake Charles, Louisiana, native was selected by the Washington Redskins with the 256th and final selection of the 2018 draft.

Sutton, a second-round pick to the Denver Broncos, posted career receiving totals of 3,152 yards and 31 touchdowns on 189 receptions in four seasons at SMU. He averaged 16.4 yards per catch in each of his last two seasons and finished third on the Mustangs' all-time receiving chart behind Emmanuel Sanders and Aldrick Robinson.

In 2016, Sutton led the SMU offense for the second straight season, hauling in 76 passes for 1,246 yards and 10 TDs to become SMU's first 1,000-yard receiver since 2013. Sutton was not the Mustangs' only threat through the air, though, as James Proche, caught 57 passes for 709 yards and six scores on his way to Freshman All-America honors.

Stepp's first season at SMU saw him develop Sutton into one of the country's top freshman. Sutton was named a Freshman All-American in 2015 after leading all FBS freshmen with nine receiving touchdowns. He set an SMU freshman record for receiving yards with 862 and tied Sanders for most touchdowns by a freshman.

Over Stepp's first two seasons at Appalachian State, he coached three players who combined to earn five All-Southern Conference honors, including All-American Sean Price who set NCAA Division I FCS freshman records with 81 receptions and 1,196 receiving yards in 2012.



In 2011, Stepp played a key role in Clemson's offense, alongside Morris who was offensive coordinator. Stepp worked directly with the Tigers' running backs, quarterbacks, wide receivers and tight ends, while assisting in game-planning and in-game play-calling adjustments. With Stepp on the sideline, Clemson ranked second in the ACC and in the top 30 nationally in scoring (33.6) and total offense (440.8) and boasted a pair of All-Americans on the offensive side of the ball.

Stepp got his coaching start as the wide receivers coach and recruiting coordinator at NCAA Division II North Greenville in 2008. He also served as wide receivers and strength coach at Fort Mill (S.C.) High School in 2007.

Stepp was a standout wide receiver and punt returner at Furman from 2003-06. He earned All-SoCon recognition as a junior and senior and finished his playing career with 1,568 yards, 10 touchdown catches and 118 receptions, good for No. 4 on the school's career list at the time.

Stepp and his wife, Brooke, have a newborn son, Courtland Spencer Stepp, and a dog, Holi.

COACHING HISTORY

YEARS	SCHOOL	POSITION
2007	Fort Mill (S.C.) High School	Wide Receivers/Strength & Conditioning
2008	North Greenville	Wide Receivers/Recruiting Coord.
2009-10	Clemson	Graduate Asst./Offensive Video
2011	Clemson	Graduate Asst.
2012-14	Appalachian State	Wide Receivers
2015-17	SMU	Wide Receivers
2018-present	Arkansas	Wide Receivers

FOOTBALL STAFF



TRUMAIN CARROLL

Strength & Conditioning First Season at Arkansas

Trumain Carroll was named the program's head strength and conditioning coach on Jan. 9, 2018.

Carroll most recently worked with Morris at SMU, where he was the Mustangs' strength and conditioning coach for the last three seasons (2015-17).

Carroll joined the SMU staff after two seasons (2013-14) as assistant strength and conditioning coach at his alma mater Oklahoma State, his second stint with the Cowboys.

During his tenure at SMU, Carroll's efforts in the weight room aided in the development of wide receivers Courtland Sutton and Trey Quinn into All-Americans and NFL Draft selections. Sutton and Quinn were two of the most dynamic wide receivers in college football in 2017, each turning in 1,000-yard receiving seasons to become one of only two pairs of teammates in the FBS to accomplish that feat.

A second-round pick by Denver in the 2018 NFL Draft, Sutton posted career receiving totals of 3,152 yards and 31 touchdowns on 189 receptions in four seasons at SMU. He averaged 16.4 yards per catch in each of his last two seasons, and finished third on the Mustangs' all-time receiving chart behind Emmanuel Sanders and Aldrick Robinson.

Quinn, a semifinalist for the Biletnikoff Award and Earl Campbell Tyler Rose Award, led the nation in receptions with 114 and ranked inside the top 15 nationally in receiving touchdowns (No. 4, 13), receiving yards per game (No. 10, 95.1) and receiving yards (No. 11, 1,236). He posted two of the three top reception performances in the FBS during the regular season with 17 catches twice and became the only player this century to register 15-plus catches in three straight games.

Prior to Oklahoma State, Carroll was director of strength and conditioning South Carolina State (2011-12) after serving in the same role at the University of Missouri-Kansas City (2008-11).

Carroll joined UMKC from Oklahoma State, where he was the assistant strength and conditioning coach from 2006-08. While in Stillwater, Carroll designed and directed the strength program for the Oklahoma State women's basketball program that advanced to the Sweet 16 in the 2007 NCAA Tournament. He also assisted in the strength and conditioning program with the Oklahoma State football team that won the 2006 Independence Bowl and the 2007 Insight.com Bowl.

Carroll was a defensive end at Oklahoma State from 2001 to 2005. During his playing career, he helped guide the Cowboys to three consecutive bowl games, including a victory in the 2002 Houston Bowl and appearances in the 2003 Cotton Bowl and 2004 Alamo Bowl.

Carroll received his Collegiate Strength and Conditioning Coach Certification in May 2007 and his USA Weightlifting Sports Performance Certification in February 2008.

He earned his bachelor's degree in business administration from Oklahoma State in December 2005.

Carroll and his wife, Jarne, have a son, Trumain "Deuce" Carroll, and a dog, Bo.



COACHING HISTORY

YEARS	SCHOOL	POSITION
2006-08	Oklahoma State	Asst. Strength & Conditioning Coach
2008-11	UMKC	Director of Strength & Conditioning
2011-12	South Carolina State	Director of Strength & Conditioning
2013-14	Oklahoma State	Asst. Strength & Conditioning Coach
2015-17	SMU	Strength & Conditioning Coach
2018-present	Arkansas	Head Strength & Conditioning Coach

FOOTBALL STAFF



RANDY ROSS

Director of Football Operations
First Season at Arkansas

A veteran in coaching and administration with more than 30 years of experience in college football, Randy Ross serves as coach Chad Morris' Director of Football Operations.

Prior to coming to Fayetteville, Ross spent 11 years at SMU, where he served as the Sr. Associate Director of Football Operations, including three seasons under Coach Morris.

In his role, Ross coordinates team travel, office management and administration, handles game-day responsibilities and serves as a liaison with athletics and university departments.

Ross is no stranger to SEC football having spent 17 seasons at Alabama, including the last four as Director of Football Operations. He was an assistant coach from 1993-96 under Gene Stallings as well as the Crimson Tide's recruiting coordinator from 1990-98. He then spent one season in Alabama's development office before moving back to the football office in 2000 as the Director of High School Relations.

Prior to his time in Tuscaloosa, Ross was quarterbacks coach at Vanderbilt for three seasons.

Following his collegiate career at St. Bernard College, where he played baseball and earned All-Southern States Conference honors in 1975, Ross began his coaching career at Gaston High School before moving to Gadsden' Southside High School in 1976.

He served as Southside's head coach for nine seasons and then moved as head coach at Scottsboro High from 1985-86. He coached 15 players who later played college football, including former Tide quarterback David Smith. Ross was selected his area's Coach of the Year in 1980 and 1983. His 1980 squad finished 12-1 and was ranked third in the state.

Ross is married to the former Ann Lowe.

COACHING HISTORY

YEARS	SCHOOL	POSITION
1976	Gaston (Ala.) High School	Asst. Coach
1976-84	Southside (Ala.) High School	Asst. Coach
1985-86	Scottsboro (Ala.) High School	Head Coach
1987-89	Vanderbilt	Quarterbacks
1990-98	Alabama	Asst. Coach/Recruiting Coord.
2002-06	Alabama	Director of Football Operations
2007-17	SMU	Director of Football Operations
2018-present	Arkansas	Director of Football Operations



SUPPORT STAFF



XAVIER ADIBI
Quality Control -
Defense



IMARJAYE ALBURY
Graduate Assistant -
Defense



BOBBY ALLEN
Director of High School
and NFL Relations



JON BLAKE
Graduate Assistant -
Football Operations



KELVIN BOLDEN
Graduate Assistant -
Offense



KYLE BRENDE
Graduate Assistant -
Equipment Operations



RHETT BROOKS
Associate Strength
& Conditioning Coach



WILL BRYANT
Quality Control -
Offense



TANNER BURNS
Quality Control -
Special Teams



CHAD CAIN
Assistant Strength &
Conditioning Coach



CLARINDA CARR
Administrative
Assistant to Head Coach



COREY CHAMBLIN
Quality Control -
Defense



CALLIE CONWAY
Associate Director of
On-Campus Recruiting



BROOKS COCKRELL
Assistant Director of
Video/Creative Media



TAYLOR EDWARDS
Director of Recruiting



WILL GILCHRIST
Associate Director of
Player Personnel



CHRIS HAULER
Assistant Athletic
Trainer



LAURIE HICKS
Administrative Assistant
to Assistant Coaches



JESSICA JEFFERSON
Director of On-Campus
Recruiting



TY GATSON
Graduate Assistant -
Offense




GJ KINNE
Offensive Analyst



JON MELIA
Assistant Athletic
Trainer



MARK MODLESKI
Personnel Assistant



JAKE NEVILL
Coordinator of Creative
Services/Graphic Design



SYE NOBLES
Graduate Assistant -
Athletic Training



SAMUEL OGDEN
Director of Video



DAVE POLANSKI
Head Athletic Trainer



ERIC PONIO
Graduate Assistant -
Defense



TYLER RENARD
Assistant Equipment
Manager



JOHN ROBERTS
Quality Control -
Defense



JAKE ROSCH
Director of Equipment
Operations



BRIAN SALERNO
Graduate Assistant
- Video



AARON SISK
Assistant Director
of Football Video



MARC SOLTIS
Assistant Strength &
Conditioning Coach



JORDAN TRAYLOR
Quality Control -
Offense



SJ TUOHY
Assistant Director of
Football Operations



CODY VINCENT
Assistant Director of
Recruiting/Graphic Design



CONNER WHICKER
Graduate Assistant
- Athletic Training



LANCE YANCY
Assistant Strength &
Conditioning Coach

2018 ROSTER



NUMERICAL ROSTER

No.	Name	Pos.	Ht.	Wt.	Cl.	Exp.	Hometown (High School/Previous School)
1	Chevin Calloway	DB	5-10	192	So.	1L	Dallas, Texas (Bishop Dunne HS)
1	Jared Cornelius	WR	5-11	203	Sr.	4L	Shreveport, La. (Evangel Christian Academy)
2	Kamren Curl	DB	6-2	201	So.	1L	San Diego, Calif. (Muskogee [Okla.] HS)
2	Chase Hayden	RB	5-10	194	So.	1L	Memphis, Tenn. (Saint George's Independent School)
3	McTelvin Agim	DL	6-3	279	Jr.	2L	Texarkana, Texas (Hope [Ark.] HS)
3	Koilan Jackson	WR	6-2	211	R-Fr.	RS	Little Rock, Ark. (Joe T. Robinson HS)
4	Alexy Jean-Baptiste	LB	6-2	235	So.	SO	Pompano Beach, Fla. (Coconut Creek HS)
4	Ty Storey	QB	6-2	215	Jr.	1L	Charleston, Ark. (Charleston HS)
5	Rakeem Boyd	RB	6-0	200	So.	JC	Stratford, Texas (Independence [Kan.] CC)
5	Dorian Gerald	DL	6-3	260	Jr.	JC	Florence, S.C. (College of the Canyons [Calif.])
6	T.J. Hammonds	RB	5-10	205	Jr.	2L	Little Rock, Ark. (Joe T. Robinson HS)
6	Gabe Richardson	DL	6-3	240	Jr.	SO	Decatur, Ga. (Hutchinson [Kan.] CC)
7	Briston Guidry	DL	6-2	292	So.	1L	Kenner, La. (Archbishop Rummel HS)
7	Jonathan Nance	WR	6-0	190	Sr.	1L	Gulfport, Miss. (Mississippi Gulf Coast CC)
8	De'Jon Harris	LB	6-0	245	Jr.	2L	Harvey, La. (John Ehret HS)
8	Michael Woods	WR	6-1	190	Fr.	HS	Magnolia, Texas (Magnolia HS)
9	John Stephen Jones	QB	5-11	194	Fr.	HS	Dallas, Texas (Highland Park HS)
9	Santos Ramirez	DB	6-2	204	Sr.	3L	Shreveport, La. (Evangel Christian Academy)
9	De'Vion Warren	WR	5-10	180	So.	1L	Monroe, La. (Ouachita Parish HS)
10	Jordan Jones	WR	6-1	180	So.	1L	Smackover, Ark. (Smackover HS)
10	Randy Ramsey	DL	6-4	234	Sr.	3L	Fort Lauderdale, Fla. (Dillard HS)
11	Daulton Hyatt	QB	6-4	196	R-Fr.	RS	Arab, Ala. (Etowah HS)
11	Ryan Pulley	DB	5-11	198	Sr.	2L	Fort Myers, Fla. (Island Coast HS)
13	Nate Dalton	DB	6-3	195	Jr.	1L	Baton Rouge, La. (Cypress Falls HS)
13	Connor Noland	QB	6-2	207	Fr.	HS	Greenwood, Ark. (Greenwood HS)
13	Deon Stewart	WR	5-11	161	Jr.	2L	Hardy, Ark. (Highland HS)
14	Britto Tutt	DB	6-1	180	Jr.	1L	Augusta, Ga. (Ventura [Calif.] College)
14	Nathan Parodi	DB	5-9	161	Fr.	HS	Austin, Texas (Lake Travis HS)
15	LaDarius Bishop	DB	6-0	196	Fr.	HS	Ashdown, Ark. (Ashdown HS)
15	Cole Kelley	QB	6-7	258	So.	1L	Lafayette, La. (Teurlings Catholic HS)
16	La'Michael Pettway	WR	6-2	219	Jr.	2L	Nashville, Ark. (Nashville HS)
16	Bumper Pool	LB	6-2	223	Fr.	HS	Lucas, Texas (Lovejoy HS)
17	Joseph Foucha	DB	5-11	198	Fr.	HS	New Orleans, La. (McDonogh 35 HS)
17	Jimmie Stoudemire	WR	6-2	205	Jr.	JC	Prattville, Ala. (Riverside City [Calif.] College)
18	Blake Johnson	P	6-1	178	Jr.	1L	Long Beach, Calif. (Los Alamitos HS)
18	Jack Lindsey	QB	6-2	195	So.	SO	Fayetteville, Ark. (Springdale HS)
18	Myles Mason	DB	6-2	208	Fr.	HS	Trussville, Ala. (Hewitt-Trussville HS)
18	Jeremy Patton	TE	6-5	253	Sr.	1L	Indianapolis, Ind. (Arizona Western College)
19	Courtne Alexander	DL	6-5	239	Fr.	HS	Owasso, Okla. (Owasso HS)
19	Connor Limpert	K	6-1	175	Jr.	2L	Allen, Texas (Allen HS)
19	Tyson Morris	WR	6-1	200	R-Fr.	RS	Helena-West Helena, Ark. (Fayetteville HS)
20	Giovanni LaFrance	LB	6-1	242	So.	SO	New Orleans, La. (Saint Augustine HS)
21	Montaric Brown	DB	6-0	187	R-Fr.	RS	Ashdown, Ark. (Ashdown HS)
21	Devwah Whaley	RB	5-11	209	Jr.	2L	Beaumont, Texas (Central HS)
22	Deon Edwards	LB	6-1	213	So.	1L	Clermont, Fla. (Lake Minneola HS)
23	Dre Greenlaw	LB	6-0	227	Sr.	3L	Fayetteville, Ark. (Fayetteville HS)
23	Maleek Williams	RB	5-11	226	R-Fr.	RS	Punta Gorda, Fla. (Charlotte HS)
24	Jarques McClellion	DB	6-0	173	R-Fr.	RS	Lake Worth, Fla. (American Heritage School)
24	Kasey Montrois	RB	5-10	189	R-Fr.	RS	West Palm Beach, Fla. (Berean Christian School)
25	Micahh Smith	DB	6-0	203	So.	1L	Marshall, Texas (Marshall HS)
26	Ryder Lucas	DB	6-0	188	Sr.	3L	The Woodlands, Texas (The Woodlands College Park HS)
27	Hayden Henry	LB	6-2	220	So.	1L	Little Rock, Ark. (Pulaski Academy)
28	Andrew Parker	LB	6-2	238	Fr.	HS	New Orleans, La. (Sophie B. Wright HS)
28	Reid Bauer	P	5-11	198	Fr.	HS	Magnolia, Texas (Magnolia HS)
29	Derrick Munson	DB	5-11	200	So.	1L	New Orleans, La. (Archbishop Rummel HS)
30	Kevin Richardson II	DB	5-11	180	Sr.	4L	Jacksonville, Ark. (Jacksonville HS)
31	Grant Morgan	LB	5-11	220	So.	1L	Greenwood, Ark. (Greenwood HS)
32	Jordon Curtis	DB	6-0	179	R-Fr.	RS	Jenks, Okla. (Jenks HS)

ALPHABETICAL ROSTER

No.	Name	Pos.
68	Kirby Adcock	OL
3	McTelvin Agim	DL
19	Courtne Alexander	DL
81	Jarrod Barnes	WR
28	Reid Bauer	P
86	Jamarion Bell	DL
35	Matt Berry	DB
15	LaDarius Bishop	DB
45	Simeon Blair	DB
21	Montaric Brown	DB
5	Rakeem Boyd	RB
1	Chevin Calloway	DB
44	Austin Cantrell	TE
41	Austin Capps	DL
46	Damani Carter	DL
39	Colton Chapin	DB
66	Ty Clary	OL
57	Shane Clenin	OL
54	Terrell Collins	LB
1	Jared Cornelius	WR
82	Gary Cross	WR
2	Kamren Curl	DB
32	Jordon Curtis	DB
13	Nate Dalton	DB
22	Deon Edwards	LB
86	Tobias Enlow	WR
99	Billy Ferrell	DL
40	Kyrei Fisher	LB
17	Joseph Foucha	DB
51	Hjalte Froholdt	OL
48	Nicholas Fulwider	DL
73	Noah Gatlin	OL
5	Dorian Gerald	DL
62	Johnny Gibson Jr.	OL
23	Dre Greenlaw	LB
7	Briston Guidry	DL
89	Grayson Gunter	TE
92	Elias Hale	DL
67	Tyler Hall	OL
6	T.J. Hammonds	RB
8	De'Jon Harris	LB
2	Chase Hayden	RB
69	Dylan Hays	OL
27	Hayden Henry	LB
64	Audry Horn	OL
58	Griffin Hunt	DL
11	Daulton Hyatt	QB
74	Colton Jackson	OL
34	Kendrick Jackson	FB
3	Koilan Jackson	WR
4	Alexy Jean-Baptiste	LB
18	Blake Johnson	P
32	Hayden Johnson	FB
9	John Stephen Jones	QB
10	Jordan Jones	WR
15	Cole Kelley	QB
87	Blake Kern	TE
43	Jake Kuykendall	DB

2018 ROSTER




NUMERICAL ROSTER

No.	Name	Pos.	Ht.	Wt.	Cl.	Exp.	Hometown (High School/Previous School)
32	Hayden Johnson	FB	6-2	249	Jr.	2L	Columbia, Mo. (Rock Bridge HS)
33	Dee Walker	LB	6-2	216	So.	1L	Moultrie, Ga. (Colquitt County HS)
34	Kendrick Jackson	FB	6-0	259	Sr.	3L	Haynesville, La. (Haynesville HS)
34	Tyler Phillips	LB	6-1	219	Jr.	1L	North Little Rock, Ark. (North Little Rock HS)
35	Matt Berry	DB	5-10	197	Jr.	TR	Booneville, Ark. (Ouachita Baptist University)
36	D'Vone McClure	LB	6-2	215	So.	1L	Rixey, Ark. (Jacksonville HS)
37	Brenden Young	DB	6-1	198	Jr.	1L	Little Rock, Ark. (Ouachita Baptist University)
38	Jayden Minchew	DB	6-1	190	So.	TR	Springdale, Ark. (Dartmouth)
39	Colton Chapin	DB	5-11	168	Fr.	HS	Carrollton, Texas (Hebron HS)
40	Kyrei Fisher	LB	6-1	225	So.	SO	Tulsa, Okla. (Union HS)
40	Trey Purifoy	TE	6-7	237	Jr.	TR	Little Rock, Ark. (Ouachita Baptist University)
41	Austin Capps	DL	6-4	311	Jr.	2L	Star City, Ark. (Star City HS)
42	Jonathan Marshall	DL	6-3	293	So.	1L	Shepherd, Texas (Shepherd HS)
43	Jake Kuykendall	DB	5-10	178	Fr.	HS	Charleston, Ark. (Charleston HS)
43	George Madden	LS	6-1	207	Jr.	SO	Blanchard, Okla. (Blanchard HS)
44	Austin Cantrell	TE	6-3	263	Jr.	2L	Roland, Okla. (Roland HS)
44	Cameron Vail	DB	6-1	180	Fr.	HS	Bryant, Ark. (Bryant HS)
45	Simeon Blair	DB	5-10	201	Fr.	HS	Pine Bluff, Ark. (Pine Bluff HS)
46	Damani Carter	DL	5-11	248	Jr.	1L	Fayetteville, Ark. (Fayetteville HS)
47	Tyler Pennington	LB	5-10	222	R-Fr.	RS	Cary, Ill. (Cary-Grove HS)
48	Nicholas Fulwider	DL	6-7	260	Fr.	HS	Tyrone, Ga. (Sandy Creek HS)
48	Jordan Silver	LS	6-1	217	R-Fr.	RS	Branson, Mo. (Branson HS)
49	McKinley Williams	LB	6-4	196	Fr.	HS	Sheridan, Ark. (Sheridan HS)
51	Hjalte Froholdt	OL	6-5	315	Sr.	3L	Svendborg, Denmark (IMG [Fla.] Academy)
52	T.J. Smith	DL	6-3	304	Jr.	2L	Moultrie, Ga. (Colquitt County HS)
54	Terrell Collins	LB	6-0	245	So.	SO	St. Louis, Mo. (Iowa Western CC)
57	Shane Clenin	OL	6-6	302	R-Fr.	RS	Festus, Mo. (Jefferson HS)
58	Griffin Hunt	DL	6-4	222	Fr.	HS	Lucas, Texas (Lovejoy HS)
60	Brian Wallace	OL	6-6	318	Sr.	3L	Florissant, Mo. (Christian Brothers College HS)
62	Johnny Gibson Jr.	OL	6-4	324	Sr.	2L	Dumas, Ark. (Dumas HS)
64	Audry Horn	OL	6-2	290	R-Fr.	RS	Benton, Ark. (Little Rock Catholic HS)
66	Ty Clary	OL	6-4	287	So.	1L	Fayetteville, Ark. (Fayetteville HS)
67	Tyler Hall	OL	6-4	292	So.	SO	Maumelle, Ark. (Maumelle HS)
68	Kirby Adcock	OL	6-5	280	R-Fr.	RS	Nashville, Ark. (Nashville HS)
69	Dylan Hays	OL	6-3	294	So.	1L	Little Rock, Ark. (Little Rock Christian Academy)
71	Ryan Winkel	OL	6-6	286	Fr.	HS	Memphis, Tenn. (Christian Brothers HS)
73	Noah Gatlin	OL	6-7	293	Fr.	HS	Jonesboro, Ark. (Jonesboro HS)
73	Deion Malone	OL	6-3	293	Sr.	SO	Batesville, Miss. (Northwest [Miss.] CC)
74	Colton Jackson	OL	6-5	301	Jr.	2L	Conway, Ark. (Conway HS)
75	Silas Robinson	OL	6-4	308	Fr.	HS	Yoakum, Texas (Yoakum HS)
78	Dalton Wagner	OL	6-9	300	R-Fr.	RS	Spring Grove, Ill. (Richmond Burton HS)
79	Jalen Merrick	OL	6-4	318	Jr.	2L	Oak Hill, Fla. (New Smyrna Beach HS)
81	Jarrod Barnes	WR	5-11	183	So.	SO	Cabot, Ark. (Cabot HS)
82	Gary Cross	WR	6-1	188	Sr.	1L	Fordyce, Ark. (Hutchinson [Kan.] CC)
85	Cheyenne O'Grady	TE	6-4	251	Jr.	1L	Fayetteville, Ark. (Fayetteville HS)
86	Jamarion Bell	DL	6-5	247	Jr.	SO	Junction City, Ark. (Junction City HS)
86	Tobias Enlow	WR	6-2	207	So.	SO	North Little Rock, Ark. (North Little Rock HS)
87	Blake Kern	TE	6-4	257	So.	SO	Lamar, Ark. (Lamar HS)
89	Grayson Gunter	TE	6-6	238	So.	1L	Madison, Miss. (Madison Central HS)
90	Armon Watts	DL	6-5	298	Sr.	1L	St. Louis, Mo. (Christian Brothers College HS)
91	Michael Taylor II	DL	6-2	248	Sr.	SO	Orlando, Fla. (Riverside City [Calif.] College)
92	Elias Hale	DL	6-4	237	So.	SO	Fayetteville, Ark. (Fayetteville HS)
92	Chad Stephens	P	5-11	186	So.	JC	Owasso, Okla. (Dodge City [Kan.] CC)
93	Christopher Lopez	K	5-10	240	Fr.	HS	Rogers, Ark. (Rogers HS)
93	Isaiah Nichols	DL	6-3	273	Fr.	HS	Springdale, Ark. (Springdale HS)
94	David Porter	DL	6-3	262	R-Fr.	RS	Little Rock, Ark. (Joe T. Robinson HS)
99	Billy Ferrell	DL	6-3	343	Fr.	HS	Fordyce, Ark. (Fordyce HS)

ALPHABETICAL ROSTER

No.	Name	Pos.
20	Giovanni LaFrance	LB
19	Connor Limpert	K
18	Jack Lindsey	QB
93	Christopher Lopez	K
26	Ryder Lucas	DB
43	George Madden	LS
73	Deion Malone	OL
42	Jonathan Marshall	DL
18	Myles Mason	DB
24	Jarques McClellion	DB
36	D'Vone McClure	LB
79	Jalen Merrick	OL
38	Jayden Minchew	DB
24	Kasey Montros	RB
31	Grant Morgan	LB
19	Tyson Morris	WR
29	Derrick Munson	DB
7	Jonathan Nance	WR
93	Isaiah Nichols	DL
13	Connor Noland	QB
85	Cheyenne O'Grady	TE
28	Andrew Parker	LB
14	Nathan Parodi	DB
18	Jeremy Patton	TE
47	Tyler Pennington	LB
16	La'Michael Pettway Jr.	WR
34	Tyler Phillips	LB
16	Bumper Pool	LB
94	David Porter	DL
11	Ryan Pulley	DB
40	Trey Purifoy	TE
9	Santos Ramirez	DB
10	Randy Ramsey	DL
6	Gabe Richardson	DL
30	Kevin Richardson II	DB
75	Silas Robinson	OL
48	Jordan Silver	LS
25	Micahh Smith	DB
52	T.J. Smith	DL
92	Chad Stephens	P
13	Deon Stewart	WR
4	Ty Storey	QB
17	Jimmie Stoudemire	WR
91	Michael Taylor II	DL
14	Britto Tutt	DB
44	Cameron Vail	DB
78	Dalton Wagner	OL
33	Dee Walker	LB
60	Brian Wallace	OL
9	De'Vion Warren	WR
90	Armon Watts	DL
21	Devwah Whaley	RB
23	Maleek Williams	RB
49	McKinley Williams	LB
71	Ryan Winkel	OL
8	Michael Woods	WR
37	Brenden Young	DB

RETURNING PLAYERS



KIRBY ADCOCK

68

OL | 6-5 | 280 | Redshirt Freshman
Nashville, Ark. | Nashville HS

2017 FALL SEC ACADEMIC HONOR ROLL

2017 (FRESHMAN): Redshirted during his first year on campus.

HIGH SCHOOL: Enrolled in January 2017 and participated in spring practice ... Consensus three-star prospect by ESPN, Rivals, Scout and 247Sports ... Ranked the No. 64 player at his position by 247Sports and No. 65 by ESPN ... Tabbed the No. 4 player in Arkansas by Rivals, No. 5 by 247Sports and No. 8 by ESPN with a grade of 76 ... Rated the No. 1 offensive tackle in Arkansas by Scout ... Can play all five positions up front ... Primarily played tackle in high school ... Coached by Mike Volarvich ... Winner of the 2016 Willie Roaf Award, presented to the top Arkansas high school offensive lineman by the Little Rock Touchdown Club ... Helped Nashville High School to an 11-1 record with a 7-0 mark in conference play in 2016 ... Paved the way for Nashville to rush for 3,525 yards with a 9.1 per rush average and pass for 2,675 yards ... Blocked for three different players that combined for 13 100-yard rushing games ... Helped the Scrappers go 15-0 and win the state championship as a junior in 2015 ... Chose Arkansas over Iowa State, Louisiana Tech, Indiana, Southern Miss and Arkansas State.

PERSONAL: Born on March 15, 1999 ... Son of Cindi and the late Max Adcock ... Has four siblings: Tamara Smart, Alan Adcock, Kelsey Johnson and Koltan Johnson ... Recreation and sport management major.



McTELVIN AGIM

3

DL | 6-3 | 279 | Junior
Texarkana, Texas | Hope (Ark.) HS

2017 FALL SEC ACADEMIC HONOR ROLL

2016 SEC ALL-FRESHMAN TEAM (COACHES)

2017 (SOPHOMORE): Started 11 of 12 games played at defensive end ... Posted 37 tackles, the second-most among defensive linemen on the team ... Finished second on the team in tackles for loss (7.5) ... Tied for third on the team in sacks (2.5) ... Made a tackle in 11 games ... Led all defensive linemen on the team in pass breakups (3) ... Tied for second on the team in fumbles forced (2) ... One of eight SEC players to force two fumbles in the same game and one of only four to do it in an SEC game ... Turned in a career-high nine tackles in two games ... Recorded at least 0.5 tackles for loss in seven games ... Four of his tackles for loss were against SEC opponents ... Opened the season with at least 0.5 tackles for loss in each of the first four games to total 4.0 during that span ... **vs. No. 23 TCU (Sept. 9):** Finished second on the team in tackles (9) ... 1.5 tackles went for lost yardage ... **vs. New Mexico State (Sept. 30):** Picked up his fourth tackle for loss in as many games on an 11-yard sack ... Also broke up a pass ... **vs. No. 16 Mississippi State (Nov. 18):** Turned in a career game with highs in tackles (9), tackles for loss (2.5) and fumbles forced (2) ... Also credited with one sack ... Had three tackles, two tackles for loss, a sack and both forced fumbles in the first quarter ... Seven of his nine tackles resulted in a gain of three yards or less ... Part of a defense that didn't allow Mississippi State to score any points on its first four drives of the game ... Limited Mississippi State to 348 total yards of offense, marking the Bulldogs third-lowest total of the season.

2016 (FRESHMAN): Played all 13 games with starts in each of the last five ... Tied for second among SEC freshmen in sacks (2.5) and fifth in tackles for loss (5.5) ... Contributed 27 tackles, including eight solo stops ... Had two quarterback hurries ... Made at least one tackle in 10 games ... Recorded at least 0.5 tackles for loss in seven games and at least 0.5 sacks in three games ... **at No. 15 TCU (Sept. 10):** Leveled quarterback Kenny Hill for his first career sack on a third down

to end a TCU drive late in the third quarter ... Finished with four tackles ... **vs. Alcorn State (Oct. 1):** Logged a season-high 1.5 tackles for loss ... Made a tackle for a loss of four yards with Taiwan Johnson on second down of the Braves' first drive of the second quarter ... Booked a solo tackle behind the line of scrimmage on the next play of the drive to set up a third-and-long ... **vs. No. 12 Ole Miss (Oct. 15):** Set up a third-and-nine situation when he combined for a sack of quarterback Chad Kelly on Ole Miss' second drive of the third quarter ... **vs. No. 11 Florida (Nov. 5):** Chipped in three tackles, including 0.5 for loss, in his first start at defensive tackle ... Forced an incompletion with a quarterback hurry on Florida's second possession ... **vs. Mississippi State (Nov. 19):** Had a season-high seven tackles with 0.5 tackles for loss ... **at Missouri (Nov. 25):** Recorded a sack for a loss of five yards on Missouri's first drive of the third quarter ... **vs. No. 22 Virginia Tech (Dec. 29):** Notched two tackles, including 0.5 for loss in the first half.

HIGH SCHOOL: An early enrollee who practiced in January 2016 with the program before taking part in Under Armour All-America game ... Earned a five-star rating from 247Sports and a four-star rating from ESPN, Rivals and Scout ... Tabbed the No. 1 player in the state of Arkansas by ESPN, 247Sports and Rivals ... Ranked the No. 11 overall player in the country by ESPN, the No. 18 overall by 247Sports, the No. 44 overall by Scout and the No. 50 overall by Rivals ... Pegged the No. 2 defensive end prospect by 247Sports, the No. 3 defensive end prospect by ESPN and the No. 7 defensive end prospect by Scout ... Four-star ESPN ranking came with a grade of 89 ... Was clocked at 4.59 in the 40-yard dash ... 2015 ALL-USA Arkansas Football Defensive Player of the Year ... Three-time all-state selection ... Named the 2015 Gatorade Arkansas Football Player of the Year and Hooten's Arkansas Football Farm Bureau Class 5A Defensive Player of the Year ... Chosen as the 5A South Outstanding Lineman and *Sports Illustrated's* High School Athlete of the Month for November ... Named the 2015 *Arkansas Democrat-Gazette* All-Arkansas Preps Defensive Player of the Year ... Selected to the MaxPreps 2015 Football Medium Schools All-America first team ... Garnered MaxPreps 2015 Football All-America second team honors ... Earned the prestigious 2015 Paul Eells award, given annually to an Arkansas high school football player who best exhibits perseverance, determination, courage and resolve in the face of adversity ... As a senior, tallied 77 tackles, including 13.0 for loss, 24.0 sacks, eight quarterback hurries and nine pass breakups to help Hope to a 9-3 record and the Class 5A quarterfinals under head coach Jay Turley ... Also rushed for 184 yards and eight touchdowns on 21 carries, caught eight passes for 97 yards and one touchdown and averaged 50 yards on seven kickoff returns ... Participated in The Opening at Nike Headquarters in Beaverton, Oregon, which is considered the most prestigious summer showcase for high school football prospects ... Recorded 72 tackles, 22.0 sacks, 13 pass breakups, six forced fumbles and three fumble recoveries as a junior ... Named the *Arkansas Democrat-Gazette's* Sophomore Defensive Player of the Year in 2013 after recording 77 tackles, including 32.0 for loss and 16.0 sacks ... Two-time defending state shot put champ ... Ran an 11.6 second 100-meters in the 2015 state district track meet ... Chose Arkansas over Alabama, Auburn, Baylor, Clemson, LSU, Mississippi State, Missouri, Notre Dame, Oklahoma, Ole Miss, Stanford, TCU, Texas, Texas A&M, Washington State and others.

PERSONAL: Born on Sept. 25, 1997 ... Son of Deanna Giddens, who is a nurse ... Aunt Jayme Dunning is also a nurse ... Has two sisters: Dominecia and Taneka ... Recreation and sport management major.

AGIM'S CAREER DEFENSIVE STATS

	GP/GS	UT	AT	TOT	TFL	SACK	FF/FR	INT	QBH	BRUP
2016	13/5	8	19	27	5.5	2.5	0/0	0	2	0
2017	12/11	15	22	37	7.5	2.5	2/0	0	3	3
TOTAL	25/16	23	41	64	13.0	5.0	2/0	0	5	3



RETURNING PLAYERS



JARROD BARNES

81

WR | 5-11 | 183 | Sophomore
Cabot, Ark. | Cabot HS

2017 (FRESHMAN): Played six snaps in the season opener against Florida A&M (Aug. 31) ... Caught two passes for 30 yards ... His second reception went 26 yards for a first down.

HIGH SCHOOL: A versatile athlete who played wide receiver and quarterback at Cabot High School ... Consensus three-star prospect by ESPN, 247Sports, Rivals and Scout ... Rated the No. 3 prospect in Arkansas according to 247Sports, No. 4 by Rivals and No. 7 by ESPN ... Tabbed the No. 20 athlete in the class by 247Sports and No. 1 in Arkansas by Scout ... Ranked the No. 27 athlete in the south by Scout ... Earned 2016 7A Central All-State honors ... Finished his senior campaign with 867 rushing yards and 12 touchdowns on 126 attempts ... Completed 39 of 49 passes for 689 yards and four scores against just two interceptions ... Returned five kicks for more than 100 yards and had one interception returned 47 yards for a score ... Scored on a 7-yard TD scamper to lift Cabot over Pine Bluff 28-27 in the team's season opener ... Had a 39-yard run for a TD on Cabot's first offensive play against Pine Bluff ... Also returned a kickoff 85 yards for a score, completed 8 of 11 passes for 113 yards and ran 16 times for 115 yards ... Scored twice on the ground, including the game-winner, while also completing 6 of 9 passes for 234 yards and another TD in Cabot's 27-23 win at Southside High School ... Rumbled for 185 yards and three TDs on 15 carries to lift Cabot to a 62-34 win over Bentonville West High School ... Named the All-Arkansas Preps Male Athlete of the Year as a junior ... Rushed 111 times for 1,090 yards and 17 TDs to lead Cabot High School to a 10-0 regular season in 2015 ... Also completed 15 of 44 passes for 223 yards and two TDs ... Coached by Mike Malham ... Led Cabot High School to the Arkansas Class 7A basketball state championship over Bentonville in 2016.

PERSONAL: Born on Jan. 2, 1999 ... Son of Gretchen and Jarrod Barnes ... Has four siblings: Holdyn Gunnar Barnes, Trenton Gage Barnes, Henley Breannyn Wright and Karsyn Danielle Crowder ... His cousin, Alec Pender, played baseball at University of Arkansas-Fort Smith from 2013-16 ... His cousin, Braden Starks, played football at Arkansas Tech from 2013-16 ... Recreation and sport management major.

BARNES' CAREER RECEIVING STATS

	GP/GS	REC	YDS	AVG.	TD	LG
2017	1/0	2	30	15.0	0	26
TOTAL	1/0	2	30	15.0	0	26



JAMARIO BELL

86

DL | 6-5 | 253 | Junior
Junction City, Ark. | Junction City HS


2017 (SOPHOMORE): Missed the first 10 weeks of the season due to a foot injury sustained during fall camp ... Saw action on special teams in the last two games of the season against No. 16 Mississippi State (Nov. 18) and Missouri (Nov. 24).

2016 (REDSHIRT FRESHMAN): Moved from tight end to linebacker during 2017 spring workouts ... Didn't see any game action.

2015 (FRESHMAN): Transitioned from defensive line to tight end during 2016 spring workouts ... Redshirted during initial year with the program.

HIGH SCHOOL: A consensus four-star prospect by Rivals, ESPN, Scout and 247Sports ... Ranked the No. 172 player in the nation, the No. 17 defensive end and second-best player in the state of Arkansas by Scout ... Listed at No. 238 in the Rivals250, the No. 4 player in Arkansas and No. 11 weak side defensive end in the country according to Rivals ... ESPN ranked him at No. 274 in the ESPN 300, the No. 24 defensive end nationally and the No. 4 player from Arkansas ... Ranked the No. 4 player in Arkansas and No. 15 strong side defensive end in the nation by 247Sports ... The No. 219 player nationally, No. 13 strong side defensive end and No. 4 player in Arkansas according to 247Sports Composite, a combined index of national recruiting rankings ... As the No. 4 player in the Natural 21 by HawgSports.com ... Named to the Associated Press Arkansas Super Team at defensive end in 2014 ... Earned Arkansas Class 2A Region 8 all-state honors ... Recognized on All-ArkansasVarsity.com's first team as a senior ... Helped lead Junction City to the Arkansas class 2A state championship in 2014 ... The Junction City defense shut out six opponents en route to a perfect 13-0 record ... Totaled 76 tackles, including 12.0 for loss, seven sacks and one fumble recovery as a senior ... Also caught nine passes for 131 yards (14.6 avg.) and two touchdowns on offense ... As a junior, tallied 93 tackles, including 15.0 for loss, and four sacks ... Posted 81 tackles, including 12.0 for loss and two interceptions as a sophomore in 2012 ... Won three state championships during his high school career ... Also played basketball and ran track ... Coached by David Carpenter ... Chose Arkansas over Louisville, Auburn, Tennessee, Ole Miss and Mississippi State.

PERSONAL: Born on June 5, 1996 ... Son of Helen Bell ... Recreation and sport management major.



MONTARIC BROWN

21

DB | 6-0 | 187 | Redshirt Freshman
Ashdown, Ark. | Ashdown HS

2017 (FRESHMAN): Redshirted during his first year on campus.

HIGH SCHOOL: Consensus four-star prospect by ESPN, Rivals, Scout and 247Sports ... No. 1 ranked player in Arkansas by Rivals, Scout and 247Sports ... Tabbed a top 200 player in the Class of 2017 by ESPN, Rivals and 247Sports ... Ranked the No. 113 overall prospect and No. 12 safety by 247Sports ... Earned a scout grade of 82 and the No. 191 position on the ESPN300 as the No. 12 safety ... Pegged the No. 172 overall prospect and No. 16 safety by Scout ... Tabbed the No. 163 overall prospect, No. 18 safety and the top player in the state of Arkansas in the 247Sports Composite ranking ... Played for the East Team at the U.S. Army All-American game making three tackles in the 27-17 win over the West ... Made 110 tackles and recorded seven interceptions as a senior at Ashdown High School ... Returned one interception for a 71-yard TD while also hauling in 52 receptions on offense for 813 yards and seven scores ... As a junior in 2015, he recorded 122 tackles and five interceptions, highlighted by three for touchdowns ... Also had seven total TDs on offense and kick returns ... Chose Arkansas over Alabama, Auburn, LSU, Oklahoma, Oklahoma State, Baylor, Missouri and others.

PERSONAL: Born on Aug. 24, 1999 ... Son of Danica Richard and Patrick Brown, and stepson of Eddie Richard.

RETURNING PLAYERS



CHEVIN CALLOWAY

1

DB | 5-10 | 190 | Sophomore
Dallas, Texas | Bishop Dunne HS

2017 (FRESHMAN): Saw action in all 12 games at cornerback, playing 153 snaps ... Also participated on special teams ... Totaled 10 tackles and two pass breakups ... **vs. Missouri (Nov. 24):** Played a season-high 63 snaps and recorded a season high in tackles (5) and pass breakups (2) in the season finale.

HIGH SCHOOL: Consensus four-star prospect by ESPN, Rivals, Scout and 247Sports ... Rated the No. 8 cornerback, the No. 92 recruit in the class of 2017 and the No. 11 player in the state of Texas by Rivals ... Landed at No. 120 in the ESPN300 and was rated the No. 11 corner and a top 20 player in the state of Texas ... Had a 247Sports composite ranking of the No. 17 cornerback, No. 22 player in the state and No. 142 national player ... Scout ranked him as the No. 202 recruit in the class and the No. 21 cornerback ... Coached by Michael Johnson ... Received his Under Armour All-American jersey on his 18th birthday ... Played for Team Highlight in the Under Armour All-American game ... Helped lead Bishop Dunne to a Texas Class 5A Division I state-runner up finish as a senior ... Totaled 61 tackles, including 12.0 for loss, with 11 pass breakups and three interceptions ... Announced his decision during National Signing Day on ESPN ... As a junior, recorded 63 tackles, two interceptions and 15 pass breakups en route to a state-runner up finish ... As a sophomore, helped Bishop Dunne High School win the state title ... Tallied 51 tackles, five interceptions and 14 pass breakups ... Also blocked four punts ... Chose Arkansas over Alabama, Ohio State, Michigan, Auburn, LSU, Texas, Texas A&M, Ole Miss, Notre Dame, Wisconsin, Oklahoma, Oklahoma State, TCU, Miami, Nebraska, Colorado, UCLA, Baylor, Iowa, Mississippi State, Missouri, Oregon State, Texas Tech, Arizona State, California, Illinois and others.

PERSONAL: Born on Nov. 9, 1998 ... Son of Jeanell and Bradford Davis ... Has four siblings: Camrie Calloway, Bradford Davis Jr., Keyana Davis and Brittney Brasfield ... Business major.

ALLOWAY'S CAREER DEFENSIVE STATS

	GP/GS	UT	AT	TOT	TFL	SACK	FF/FR	INT	QBH	BRUP
2017	12/0	8	2	10	0.0	0.0	0/0	0	0	2
TOTAL	12/0	8	2	10	0.0	0.0	0/0	0	0	2



AUSTIN CANTRELL

44

TE | 6-3 | 263 | Junior
Roland, Okla. | Roland HS

2017 (SOPHOMORE): Started a career-high 10 games ... Grabbed 13 passes for 85 yards in 12 games ... Had at least one reception in eight games ... Longest catch was 31 yards ... Five receptions resulted in a first down ... Rushed four times for 15 yards and a score ... **vs. Texas A&M (Sept. 23):** Recorded a career-high 39 receiving yards on two catches, including a career-long 31-yard grab on the first play of a fourth-quarter touchdown drive ... **vs. Coastal Carolina (Nov. 4):** Scored his first career rushing touchdown on a 5-yard run.

2016 (REDSHIRT FRESHMAN): Made five starts over the 13-game season ... Totaled 13 receptions for 120 yards and two touchdowns ... Recorded a catch in 10 games with a season-best two grabs on three occasions ... Scored a touchdown in the last two regular season games ... **at Mississippi State (Nov. 19):** Turned in the longest pass play of the season by an Arkansas tight end with a 32-yard gain in the third quarter before capping the drive with a one-yard touchdown grab from running back Rawleigh Williams III ... **at Missouri (Nov. 25):** Caught a 5-yard touchdown pass from Austin Allen to become the fifth different Razorback of the season with a touchdown catch in consecutive games.

2015 (FRESHMAN): Redshirted during initial year with the program.

HIGH SCHOOL: A four-star recruit by 247Sports ... Ranked the No. 7 tight end prospect in the nation and the No. 4 prospect in Oklahoma ... ESPN gave him a grade of 79, the ninth-best tight end in the nation and No. 7 player in the state ... Rivals rated him as a three-star recruit and the ninth-best prospect in Oklahoma ... A three-star prospect by Scout ... Ranked the No. 26 tight end in the nation ... Ranked the No. 7 player in Oklahoma and No. 17 tight end in the nation by 247Sports Composite, a combined index of national recruiting rankings ... Earned *Southwest Times Record* All-Area Oklahoma MVP honors as a senior ... Named Oklahoma Coaches Association All-State at defensive end in 2014 ... Played tight end and H-back in high school and rushed 95 times for 600 yards (6.3 avg.) and nine rushing touchdowns as a senior ... Also caught 14 passes for 270 yards (19.3 avg.) and one touchdown ... Helped Roland win the 3A-8 district title and advance to the quarterfinals of the 2014 Oklahoma Class 3A state playoffs with an 11-2 record in 2014 ... Posted 41 carries for 334 yards (8.1 avg.) and nine rushing touchdowns during his junior season ... Tallied nine receptions for 268 yards (29.8 avg.) and two touchdowns in 2013 ... Also played defensive end and totaled 141 tackles, including 51.0 for loss and 31.0 sacks during his junior and senior campaigns ... Helped Roland win its first playoff game in 34 years as a sophomore ... Finished his career as Roland High School's all-time leader in sacks ... Checked in at No. 8 on *The Oklahoman's* Super 30 list of the state's top recruits prior to his senior season ... Coached by Jeff Streun ... Also participated in basketball and track and field ... Two-time state champion in the shot put as a sophomore and junior ... Chose Arkansas over Oklahoma and others.


PERSONAL: Born on Dec. 9, 1995 ... Son of Kevin and LaDonna Cantrell ... Criminal justice major.

CANTRELL'S CAREER RECEIVING/RUSHING STATS

	GP/GS	RECEIVING					RUSHING				
		REC	YDS	AVG	TD	LNG	RUSH	YDS	AVG	TD	LNG
2016	13/5	13	120	9.2	2	32	0	0	0.0	0	0
2017	12/10	13	85	6.5	0	31	4	15	3.8	1	5
TOTAL	25/15	26	205	7.9	2	32	4	15	3.8	1	5



RETURNING PLAYERS



AUSTIN CAPPS

41

DL | 6-4 | 311 | Junior
Star City, Ark. | Star City HS

2017 FALL SEC ACADEMIC HONOR ROLL
2016-17 FIRST-YEAR SEC ACADEMIC HONOR ROLL

2017 (SOPHOMORE): Appeared in all 12 games with no starts ... Nearly doubled his tackles from his freshman season with 22 on the year, including 1.5 sacks, across 272 defensive snaps ... Made at least one tackle in 10 games ... **vs. No. 23 TCU (Sept. 9):** Had three tackles and 0.5 sacks ... **vs. Texas A&M (Sept. 23):** Recorded a sack to end a drive in the first quarter and finished with three tackles ... **vs. Missouri (Nov. 24):** Logged a career-high in tackles (7) in the season finale.

2016 (FRESHMAN): Played in 12 of 13 games ... Totaled 12 tackles, including 1.5 for loss and 0.5 sacks ... Recorded at least one tackle in nine games ... Made a tackle in each of his first five games ... Tallied 0.5 tackles for loss in three games, including two SEC contests ... **vs. Texas State (Sept. 17):** Picked up his first career half-sack in the first quarter on a third-and-five play to help force a punt ... **vs. No. 1 Alabama (Oct. 8):** Logged two tackles, including 0.5 for loss on third-and-three in the fourth quarter to help set up a punt ... **vs. No. 11 Florida (Nov. 12):** Made 0.5 tackles for loss in the second quarter.

HIGH SCHOOL: A four-star recruit by ESPN, Scout and 247Sports ... Ranked the No. 173 overall player in the class and No. 19 defensive tackle by Scout ... Tabbed a top 300 player by 247Sports at No. 223 and the No. 2 player in the state of Arkansas ... Consensus top four player in the state and the top defensive tackle ... Four-star ESPN ranking came with a grade of 80 ... Named to the All-Arkansas Preps first team and Hawgs247 Class of 2016 All-State squad in 2015 ... Earned Defensive MVP honors at the U.S. Army All-American Combine from 247Sports in 2015 ... Totaled over 350 tackles, including more than 60 for loss, and 24 sacks the last three seasons at Star City ... Collected 122 tackles, including 26 for loss, and eight sacks to help Star City to a 9-4 record in 2015 under head coach Jeff Furneaux ... Also played on the offensive line at Star City with 113 pancake blocks ... Followed breakout sophomore season with 129 tackles and nine sacks as a junior ... Named an *Arkansas Democrat-Gazette* Super Sophomore after recording 117 tackles, including 21 for loss and seven sacks ... Blocked four kicks and two punts over his career ... Started every game after being called up from junior high in 2012 ... Won a Class 4A state title in baseball as a junior while batting .415 with five home runs and 31 RBIs ... Hit .421 as a junior and .471 as a freshman ... Chose Arkansas over Ole Miss, Mississippi State and Louisville.

PERSONAL: Born on Aug. 21, 1997 ... Son of Thea and the late Greg Capps ... Has a younger sister, Mary Catherine ... His uncle Reece Parham, aunt Susie Chastain Parham and cousin Adam Parham all graduated from the University of Arkansas ... Agricultural business major.

CAPPS' CAREER DEFENSIVE STATS

	GP/GS	UT	AT	TOT	TFL	SACK	FF/FR	INT	QBH	BRUP
2016	12/0	3	9	12	1.5	0.5	0/0	0	0	0
2017	12/0	4	18	22	1.5	1.5	0/0	0	0	1
TOTAL	24/0	7	27	34	3.0	2.0	0/0	0	0	1



DAMANI CARTER

46

DL | 5-11 | 248 | Junior
Fayetteville, Ark. | Fayetteville HS

2017 FALL SEC ACADEMIC HONOR ROLL
2016 FALL SEC ACADEMIC HONOR ROLL

2017 (SOPHOMORE): Did not play in any games.


2016 (SOPHOMORE): Redshirted ... Moved from fullback to linebacker during spring camp.

2015 (FRESHMAN): Participated against UTEP (Sept. 5) ... Didn't record any statistics.

HIGH SCHOOL: Coached by Daryl Patton ... Earned American Family Insurance ALL-USA state football team honors at defensive end as a senior in 2015 ... Helped Fayetteville High School finish as the state runner-up in 2014 and win the state championship in 2012 ... Also played baseball and was a track and field athlete.

PERSONAL: Born on Feb. 21, 1997 ... Son of Michael Carter and Charlene Johnson-Carter ... Dad was a track athlete at Baylor from 1972-77 and is currently a professor at the University of Missouri ... Mom is a professor at the University of Arkansas ... Has four siblings, Vince Carter, Jared Carter, Vene' Baggett and Alona Lacefield ... Vince played football at Oklahoma from 2001-04 and was an All-American and two-time All-Big 12 selection at center ... Communication major.

RETURNING PLAYERS



TY CLARY


66

OL | 6-4 | 288 | Sophomore
Fayetteville, Ark. | Fayetteville HS

2017 (FRESHMAN): Played in seven games overall, including starts in the first four at right guard ... Saw action in 230 snaps, including 115 in pass protection ... Earned a 77.6 overall grade from Pro Football Focus ... Did not allow a sack on the year ... Allowed only two quarterback hits and five quarterback hurries ... Committed only one penalty ... Credited with a 79.9 run-blocking grade by PFF ... Became the first true freshman offensive lineman to start a season opener since Mitch Smothers, who started at left tackle in 2011 ... **vs. Florida A&M (Aug. 31):** Started at right guard and allowed zero pressures on 24 pass-blocking attempts in his debut ... Earned a season-high 87.4 game grade by PFF ... **vs. No. 23 TCU (Sept. 9):** Posted his best pass-blocking grade of the year (82.3) by PFF in his second career start at right guard ... Totaled 58 snaps, including 34 in pass protection ... Allowed only one pressure.

HIGH SCHOOL: A three-star recruit according to 247Sports ... Rated the No. 15 offensive guard in the state of Arkansas ... A three-year varsity letter winner and two-year starter who helped Fayetteville High School become one of state's top offenses ... Helped Fayetteville High School to two consecutive Class 7A state titles his junior and senior years ... Served as a team captain in 2016 ... Tabbed the Class 7A All-State Outstanding Offensive Lineman ... Named to the *Arkansas Democrat-Gazette* All-Arkansas Preps first team ... Earned Class 7A-West All-Conference honors in both 2015 and 2016 ... Named to the KURM Radio 2016 Dream Team ... Coached by Bill Blankenship ... Member of USA Football's International Federation of American Football (IFAF) Under-19 World Championships team in China ... Member of the track and field team ... Chose Arkansas over Cincinnati, Kansas, Tulsa, Air Force, Arkansas State and others.

PERSONAL: Born on May 7, 1999 ... Son of Jennifer and Josh Clary ... Has one sister, Emma ... Mother, Jennifer, was a member of the swim team at John Brown University from 1995-96 ... Father, Josh, played soccer at John Brown University from 1992-96 and went on to earn his master's degree at the University of Arkansas in 2000 ... Grandfather, Larry Clary, played cornerback at Arkansas A&M from 1966-70 ... Aunt, Sarah Clary Rogers, played soccer at University of the Ozarks from 1996-2000 ... Undecided on a major.



SHANE CLININ

57

OL | 6-6 | 302 | Redshirt Freshman
Festus, Mo. | Jefferson HS

2017 FALL SEC ACADEMIC HONOR ROLL

2017 (FRESHMAN): Redshirted during his first year on campus.

HIGH SCHOOL: Enrolled in January 2017 and participated in spring practice ... Consensus three-star prospect by ESPN, Rivals, Scout and 247Sports ... Rated the No. 1 offensive tackle in the state of Missouri by Scout ... Tabbed the No. 6 player in the state by ESPN and No. 8 by both 247Sports and Rivals ... Ranked the No. 59 player at his position in the class according to Scout, No. 68 by ESPN and No. 92 by 247Sports ... Coached by Alex Rouggy ... The first Division I signee from Jefferson High School ... Led an offensive line that blocked for a rushing attack that totaled 3,700 yards in two years ... Named to the all-conference first team and all-district second team as an offensive tackle in 2016 ... Also earned a spot on the all-region first team as both an offensive and defensive tackle ... Earned academic all-state honors for three straight years ... Played in the Offense-Defense All-American Bowl Week in Atlanta on Dec. 29 ... Helped the Blue Jays to a 6-4 record with a 4-2 mark in district play in 2016 ... Racked up 60 pancake blocks ... Paved the way for the offense to average 381 yards rushing per game ... Recorded 33 total tackles, including four tackles for loss ... Picked up all-conference, all-region, all-district and all-state honors as both an offensive and defensive tackle during his junior season in 2015 ... Helped Jefferson High School to a Class 2 District runner-up finish ... Earned all-conference and all-district status as a sophomore defensive lineman in 2014 ... Three-year member of the track team and one-year member of the basketball team ... Picked Arkansas over scholarship offers from Indiana, Northwestern, Iowa State, New Mexico, Colorado State and others.

PERSONAL: Born on March 26, 1999 ... Son of Chris and Darla Clinin ... Father, Chris, played football at Southeast Missouri State from 1985-88 ... Has an older brother, Stefan ... Engineering major.



TERRELL COLLINS

54

LB | 6-0 | 245 | Sophomore
St. Louis, Mo. | Iowa Western CC

2017 (SOPHOMORE): Redshirted during his first year on campus.

2016 (JUNIOR COLLEGE): Played in 10 games as a freshman at Iowa Western Community College ... Recorded 34 tackles, including 1.5 for loss and 1.0 sack ... Tallied seven tackles in three games ... Earned Midwest Football Conference Honorable Mention All-Conference honors ... Coached by Scott Strohmeier.

HIGH SCHOOL: Played at Hazelwood Central High School in Florissant, Missouri ... Named Class 6-A Linebacker of the Year ... Earned first-team all-state and all-conference honors as a senior ... Totaled 117 tackles, 5.0 sacks, and one interception ... Recorded 91 tackles, 3.0 sacks and one interception as a junior ... Collected 15 tackles as a freshman ... Coached by Van Vanatta.

PERSONAL: Born on July 25, 1996 ... Son of Clarence Collins and Laura Lenix ... Has an older sister, Adrienne Collins ... Cousin, Mark Collins, played football at Georgia State in 2009 ... Sociology major ... Earned an associate degree in general studies.

RETURNING PLAYERS



JARED CORNELIUS

1

WR | 5-11 | 203 | Senior
Shreveport, La. | Evangel Christian Academy

2017 FALL SEC ACADEMIC HONOR ROLL
2016 FIRST TEAM ALL-SEC (PRO FOOTBALL FOCUS)

2017 (SENIOR): Started two of three games played ... Sustained an Achilles injury in the third game and missed the rest of the season ... Recorded five receptions for 43 yards and one touchdown ... **vs. Texas A&M (Sept. 23):** Had three catches, including a 6-yard touchdown ... Left the game after the Razorbacks' first offensive play of the second half due to injury.

2016 (JUNIOR): Played in 11 games with four starts ... Totaled five touchdowns (four receiving, one rushing) ... Tied for second on the team in TD receptions (4), third in receiving yards (515) and fourth in receptions (32) ... Averaged 16.09 yards per catch to rank second on the team and ninth in the SEC among players with 30-plus catches ... Led the team and tied for fourth in the SEC in 100-yard receiving games (3) ... Two of three 100-yard receiving efforts came in SEC play ... Logged 100-plus yards through the air in Weeks 4, 5 and 6 to match a 20-year old school record of three straight 100-yard receiving performances ... Had never totaled 100 or more yards receiving in a single game prior to the start of the season ... 22 of his 32 receptions resulted in a first down or touchdown ... Averaged 81.6 yards receiving per game through the first five games of the season ... Led the team in receptions of 30-plus yards (5), 25-plus yards (7) and 20-plus yards (11), including TD catches of 35 and 29 yards ... Also had 15 receptions of 15-plus yards ... With 14 catches for 309 yards and two TDs in Weeks 5-8, no SEC receiver was more productive in the month of October as his 309 yards receiving were tops in the conference during that span ... Had a streak of 15 offensive touches that resulted in a first down or touchdown ... 7 of 8 receptions on third down converted a first down ... Owned a streak of four games with a catch of at least 20 yards ... Scored a TD in eight of his last 15 games dating back to 2015 with six through the air and three on the ground ... Had a catch in 10 of 11 games and five or more twice ... **vs. Louisiana Tech (Sept. 3):** Hauled in the first TD pass of the season from 13 yards out in the second quarter ... It gave him a score in five of his last six games dating back to the 2015 season with three coming through the air and two on the ground ... **vs. No. 10 Texas A&M (Sept. 24):** Recorded his first 100-yard receiving game with a career-high seven catches on eight targets for 126 yards and a score ... Four catches resulted in a first down ... Averaged 18.0 yards per catch ... Had three 30-plus yard receptions with four first-down grabs, including three on third or fourth down ... Hauled in three passes, including a 38-yarder, before capping the drive with a 5-yard TD catch at the 6:21 mark in the fourth quarter ... **vs. Alcorn State (Oct. 1):** Caught all four targets for 106 yards and a career-high two TDs ... All four receptions converted first downs and went for 29, 35, 24 and 18 yards to average 26.5 yards per catch ... Scored on a 29-yard touchdown strike on the first play of the team's second drive and then caught a 35-yard score two drives later for his first career multi-TD game ... **vs. No. 1 Alabama (Oct. 8):** Racked up a career-high 146 yards on five receptions to join former Razorbacks Anthony Lucas (1996) and Mike Reppond (1971) as the only three players in school history to post three straight 100-yard receiving performances ... The 146 yards were the most allowed by Alabama's defense since 2014 ... All five catches resulted in a first down ... Averaged 29.2 yards per catch with a long of 57 ... **vs. No. 12 Ole Miss (Oct. 15):** Started at wide receiver and followed up with three catches for 40 yards and lifted the team to a 34-30 victory with a 6-yard TD run late in the fourth quarter ... All three receptions moved the chains.

2015 (SOPHOMORE): Started six of nine games played ... Missed four games with a broken arm ... Caught 24 passes for 393 yards and three touchdowns ... Turned seven rushes into 112 yards and two TDs ... Scored a touchdown in four of the last five games ... Only player in the SEC and one of three players in the country with a 40-yard reception, 40-yard run and 40-yard punt return ... Recorded a catch in 8 of 9 games, including seven multi-reception contests ... Had nine plays of 20 or more yards with six coming through the air, two on punt returns and one on the ground ... Returned seven punts for 93 yards, good for an average of 13.3 ... **vs. UTEP (Sept. 5):** Had two catches for 75 yards, highlighted by a 58-yard touchdown reception which was the second-longest pass play of the season ... **vs. Toledo (Sept. 12):** Had a punt return for a touchdown (59 yards) called back due to a penalty, resulting in a 43-yard return ... Also had four receptions for 41 yards ... **vs. Texas Tech (Sept. 19):** Broke his arm at the end of a 34-yard reception in the first quarter ... **at No. 19 Ole Miss (Nov. 7):** Caught a 30-yard touchdown pass to close Arkansas' first drive of the second half to highlight four catches for 76 yards ... **at No. 9 LSU (Nov. 14):** Broke the game open with a 69-yard touchdown run to help Arkansas hold onto The Golden Boot for the second straight year ... The 69-yard run was the

third-longest of the season by a Razorback ... **vs. Mississippi State (Nov. 21):** Set career-bests with five receptions for 81 yards ... Made it three straight games with a score with a 9-yard TD catch to end the first half ... **vs. Kansas State (Jan. 2):** Recorded two catches for 35 yards and had two rushes for 27 yards, including a 14-yard touchdown, in Liberty Bowl win.

2014 (FRESHMAN): Appeared in all 13 contests ... Recorded 212 yards on 18 receptions with a long catch of 38 yards in first collegiate campaign ... Took over punt-return duties and tallied 91 yards on nine returns ... **vs. Nicholls (Sept. 6):** Registered first career catch and score on a 38-yard toss, tallying 51 yards on the day ... **at No. 1 Mississippi State (Nov. 1):** Hauled in 39 yards on two receptions, including a game-long 23-yard catch ... **vs. No. 17 Missouri (Nov. 28):** Recorded a then career-long 35-yard punt return to the Tiger's 31-yard line, setting up an Arkansas touchdown on the ensuing drive.

HIGH SCHOOL: A three-star prospect according to ESPN, Rivals and Scout ... Ranked the No. 23 prospect from Louisiana and the No. 89 wide receiver in the nation by Rivals ... The No. 47 prospect in the state according to 247Sports ... Helped Evangel Christian Academy win the District 1-3A championship and advance to the Louisiana Division II state semifinals during his senior season ... In 2013, he had 71 receptions for 1,189 yards and 16 touchdowns ... Helped the team go 10-2 in 2013 and 12-3 in 2012 ... Tallied 90 receptions for 1,585 yards and 18 touchdowns in 2012 ... Coached by Byron Dawson and Phillip Dees ... Chose Arkansas over offers from Missouri, Tennessee, Houston, TCU and San Diego State ... Enrolled in January 2014 and participated in spring practices.

PERSONAL: Born on March 27, 1996 ... Son of Shannon and Sylvia Cornelius ... Graduated in December 2017 with a degree in recreation and sport management.

CORNELIUS' CAREER RECEIVING/RUSHING STATS

	GP/GS	REC	RECEIVING				RUSHING				
			YDS	AVG	TD	LNG	RUSH	YDS	AVG	TD	LNG
2014	13/0	18	212	11.8	2	38	5	23	4.6	0	11
2015	9/6	24	393	16.4	3	58	7	112	16.0	2	69
2016	11/4	32	515	16.1	4	57	13	53	4.1	1	11
2017	3/2	5	43	8.6	1	15	0	0	0.0	0	0
TOTAL	36/12	79	1,163	14.7	10	58	25	188	7.5	3	69

CORNELIUS' CAREER PUNT RETURN STATS

	GP/GS	RET	YDS	AVG.	TD	LG
2015	9/6	7	93	13.3	0	43
2016	11/4	12	85	7.1	0	21
2017	3/2	0	0	0.0	0	0
TOTAL	36/12	28	269	9.6	0	43



RETURNING PLAYERS



GARY CROSS

82

WR | 6-1 | 188 | Senior
Fordyce, Ark. | Hutchinson (Kan.) CC

2017 (JUNIOR): Saw action in 10 games ... Played 21 offensive snaps and recorded one reception ... Returned three kicks for 38 yards ... Credited with one tackle on special teams.

2015-16 (JUNIOR COLLEGE): Totaled 56 receptions for 1,112 yards and 15 touchdown catches in two seasons at Hutchinson Community College ... Led the team with 24 catches, 497 yards and five touchdown receptions in 10 games played in 2016 ... Averaged 20.7 yards per catch ... Turned in two 100-yard receiving games, including a season-high 134 yards on seven catches at Butler ... Caught 32 passes for 615 yards and 10 touchdowns in 11 games played in 2015 ... Averaged 19.2 yards per catch ... His 10 touchdown catches ranked second in the Kansas Jayhawk Community College Conference, while his 615 yards ranked eighth ... Seven of his 10 TDs came during conference play ... Turned in two 100-yard receiving games, including a season-high 155 yards against Iowa Western ... Caught multiple touchdown passes in four games with a season-best three TDs against Coffeyville ... Finished the season with a touchdown catch in each of the last three games.

HIGH SCHOOL: Did not play football until his senior season ... Played wide receiver and safety at Fordyce High School in Fordyce, Arkansas ... Made 27 receptions for 604 yards and nine touchdowns ... Recorded 52 tackles, two tackles for loss, four forced fumbles, three recovered fumbles, six pass breakups and three interceptions, including two returned for scores ... Named to the *Arkansas Democrat-Gazette* Super Team ... Coached by Tim Rodgers.

PERSONAL: Born on Jan. 20, 1995 ... Son of Tracy Murphy ... Has two siblings: A'tracia Moore and De'Vonte Moore ... Undecided on a major.

CROSS' CAREER RECEIVING STATS

	GP/GS	REC	YDS	AVG.	TD	LG
2017	10/0	1	-2	-2.0	0	0
TOTAL	10/0	1	-2	-2.0	0	0

CROSS' CAREER KICK RETURN STATS

	GP/GS	RET	YDS	AVG.	TD	LG
2017	10/0	3	38	12.7	0	21
TOTAL	10/0	3	38	12.7	0	21



KAMREN CURL

2

DB | 6-2 | 201 | Sophomore
San Diego, Calif. | Muskogee (Okla.) HS

2017 (FRESHMAN): Started 11 of 12 games at cornerback ... Stepped into the starting role when junior Ryan Pulley went down with an injury in the season opener ... Played the second-most snaps among all SEC true freshman cornerbacks (690) ... Finished sixth on the team and tied for fourth among SEC freshmen in tackles (46) and tied for the team lead in pass breakups (8) ... His eight pass breakups were the most by an Arkansas freshman since 2001 when Lawrence Richardson led the team with 17 ... Broke up at least one pass in six games ... His 46 tackles were the most by a Razorback freshman defensive back since 2012 ... One of 10 players, including two true freshmen, to finish the season with 45-plus tackles and eight pass breakups ... **vs. Texas A&M (Sept. 23):** Logged a season-high eight tackles ... **at South Carolina (Oct. 7):** Broke up a season-high three passes and finished with two tackles.

HIGH SCHOOL: Consensus three-star prospect by ESPN, Rivals, Scout and 247Sports ... Top 10 player in the state of Oklahoma by ESPN, Rivals and 247Sports ... Tabbed the No. 7 player in Oklahoma and No. 41 safety in the class by Rivals ... Listed the No. 44 safety in the class and top

safety in Oklahoma by Scout ... Rated the No. 9 player in Oklahoma and No. 52 athlete in the 2017 class by ESPN ... Top 10 player in the state and No. 42 athlete in the 247Sports Composite ranking ... Coached by Rafe Watkins at Muskogee High School ... Turned two of his three interceptions into touchdowns as a senior ... Totaled 89 tackles and six pass breakups to help lead the Roughers to a 9-2 record and the Class 611 semifinal ... Also hauled in 46 catches for 533 yards and six TDs on offense ... Named to the Muskogee Phoenix All-Area team as a defensive back and to Scout's All-Midlands team as an athlete ... Recorded 75 tackles, three interceptions and two pass breakups as a junior ... Totaled 52 tackles and two pass breakups as a sophomore ... Also competed on the track and field team ... Chose Arkansas over Oklahoma, Ole Miss, Texas, TCU, Baylor, Nebraska, Houston, Texas Tech, Washington State, Illinois and others.

PERSONAL: Born on March 31, 1999 ... Son of Adrienne and Greg Curl ... Has two sisters: Iyanna and Nya Curl ... Communication major.

CURL'S CAREER DEFENSIVE STATS

	GP/GS	UT	AT	TOT	TFL	SACK	FF/FR	INT	QBH	BRUP
2017	12/11	32	14	46	0.0	0.0	0/0	0	0	8
TOTAL	12/11	32	14	46	0.0	0.0	0/0	0	0	8



JORDAN CURTIS

32

DB | 6-0 | 179 | Redshirt Freshman
Jenks, Okla. | Jenks HS

2017 (FRESHMAN): Redshirted during initial year with the program.

HIGH SCHOOL: A consensus three-star prospect by ESPN, 247Sports, Rivals and Scout ... Ranked the No. 16 player in the state of Oklahoma by 247Sports, No. 17 by Rivals and No. 19 by ESPN ... Rated the No. 3 cornerback in the state of Oklahoma by Scout as well as the No. 7 midland cornerback ... Tabbed the No. 40 cornerback in the class by Scout ... Played both running back and cornerback at Jenks High School ... Part of three state champion football teams at Jenks High School ... Helped Jenks High School to an 11-1 overall record and an appearance in the Oklahoma Class 6A-1 state semifinal ... Named to the 6A-1 All-District team ... Had 22 tackles and four interceptions, including three returned for touchdowns ... Racked up 1,288 all-purpose yards to average 161.0 per game ... Rushed 63 times for 784 yards and a 12.4 yard per carry average ... Found the end zone nine times on the ground ... Caught 8 of 12 targets for 177 yards and a TD ... Had 167 yards and one TD on four kickoff returns ... Scored the game-winning touchdown from 7-yards out with 1:14 left to lift Jenks High School past Union 35-28 in the MidFirst Backyard Bowl, while playing through a thumb injury ... As a junior, rushed for 781 yards and 12 TDs ... Added 308 receiving yards and two TDs on 14 receptions ... Named to the All-State team as a defensive back after recording 23 tackles, 10 pass breakups and two interceptions, including one returned for a score ... Had eight rushes for 133 yards and a TD to go along with a 46-yard reception and a key pass breakup in a 33-17 win against Union in the Class 6A-1 semifinals ... Rushed four times for 105 yards, including an 80-yard touchdown run in the 41-23 season-opening win over No. 5 Owasso ... Also caught two passes for 26 yards and took an interception back 30 yards for a score ... Played 13 games as a sophomore ... Tallied 34 stops and one interception, including one returned for a TD ... Also had 2.0 tackles for loss and forced a fumble ... Carried the ball 11 times for 169 yards and three TDs ... Returned six kickoffs for 138 yards and a touchdown ... Coached by Allan Trimble ... Also played basketball and was a member of the track and field team at Jenks High School ... Chose Arkansas over offers from Kansas State, Texas Tech, Purdue, Illinois, Iowa State and others.

PERSONAL: Born on Dec. 24, 1998 ... Son of Connie and Louis Curtis ... Father, Louis, played football at Wisconsin and Tulsa and is a member of the University of Tulsa Hall of Fame ... Has a younger sister, Mya ... Undecided on a major.

RETURNING PLAYERS



NATE DALTON

13

DB | 6-3 | 195 | Junior
Baton Rouge, La. | Cypress Falls HS

2017 (SOPHOMORE): Saw action on special teams in eight games and recorded three tackles.

2016 (REDSHIRT FRESHMAN): Saw action on special teams in four games ... Made a tackle on kickoff coverage against No. 1 Alabama (Oct. 8).

2015 (FRESHMAN): Redshirted during initial year with the program.

HIGH SCHOOL: A consensus three-star prospect that transitioned from quarterback to defensive back ... Named the No. 43 cornerback and No. 69 recruit in Texas by Rivals ... Pegged the No. 48 safety and No. 100 recruit from Texas by ESPN ... 247Sports Composite, a combined index of national recruiting rankings, rated him three stars and listed him as the No. 90 cornerback in the nation and No. 124 recruit in Texas ... As a senior, he tallied 30 tackles, four interceptions and nine pass breakups ... Was a first-team All-District selection in 2014 ... Played quarterback as a junior, passing for 516 yards and five touchdowns ... Helped Cypress Falls win the 2014 consolation bracket at the state 7-on-7 tournament ... Coached by Kirk Eaton ... Also participated in baseball and track and field ... Selected the Razorbacks over Oklahoma, Michigan, Kentucky, Kansas and several others.

PERSONAL: Born on Sept. 13, 1996 ... Son of Nathaniel Dalton Sr. and Roxanne Mulkey ... Recreation and sport management major.

DALTON'S CAREER DEFENSIVE STATS

	GP/GS	UT	AT	TOT	TFL	SACK	FF/FR	INT	QBH	BRUP
2016	4/0	1	0	1	0.0	0.0	0/0	0	0	0
2017	8/0	3	0	3	0.0	0.0	0/0	0	0	0
TOTAL	12/0	4	0	4	0.0	0.0	0/0	0	0	0



DEON EDWARDS

22

LB | 6-1 | 212 | Sophomore
Clermont, Fla. | Lake Minneola HS

2017 (REDSHIRT FRESHMAN): Played in nine games, primarily on special teams ... Recorded six tackles – five on special teams and one on defense – in late-game action in the season opener against Florida A&M (Aug. 31).

2016 (FRESHMAN): Redshirted during initial year with the program.

HIGH SCHOOL: A consensus three-star by ESPN, Rivals, Scout and 247Sports ... Ranked as a top 75 safety in the class by ESPN, 247Sports and Scout with a best of No. 49 by ESPN ... Tabbed the No. 113 player in the state of Florida by ESPN ... Listed as the No. 115 player in the state by 247Sports ... Three-star ESPN ranking came with a grade of 77 ... Named *Daily Commercial* All-Area Defensive Player of the Year ... Earned Class 7A Associated Press All-State third team honors ... Finished senior year with 115 total tackles, including 13 for loss, three pass breakups and one interception ... Helped lead Lake Minneola and head coach Walter Banks to a 6-4 record ... As a junior, had 73 tackles, including 10 for loss, one sack and one interception in only eight games ... Tallied 64 total tackles, including one for loss, one sack and seven interceptions as a sophomore ... Has a 34-inch vertical jump ... Also played basketball ... Chose Arkansas over South Carolina, Missouri, Louisville, North Carolina State, South Florida and Indiana.

PERSONAL: Born on Dec. 5, 1997 ... Son of Dwayne Edwards and Lisa Jordan ... Recreation and sport management major.

EDWARDS' CAREER DEFENSIVE STATS

	GP/GS	UT	AT	TOT	TFL	SACK	FF/FR	INT	QBH	BRUP
2017	9/0	3	3	6	0.0	0.0	0/0	0	0	0
TOTAL	9/0	3	3	6	0.0	0.0	0/0	0	0	0



TOBIAS ENLOW

86

WR | 6-2 | 207 | Sophomore
North Little Rock, Ark. | North Little Rock HS

2017 (REDSHIRT FRESHMAN): Did not play in any games.

2016 (FRESHMAN): Redshirted during initial year on campus.

HIGH SCHOOL: Suffered an ACL injury in preseason and missed his entire senior year in 2015 ... Hauled in 16 of 17 targets for 185 yards and two touchdowns as a junior in 2014.

PERSONAL: Born on Sept. 4, 1998 ... Son of Chris and Tia Griffin ... Has seven brothers ... Younger brother of Farod Jackson, who played football at Arkansas from 2004-07 ... Journalism major.



KYREI FISHER

40

LB | 6-1 | 245 | Sophomore
Tulsa, Okla. | Union HS

2017 (FRESHMAN): Played in two games ... **vs. Florida A&M (Aug. 31):** Saw late-game action in the season opener ... **vs. Missouri (Nov. 24):** Credited with one tackle in the season finale.

HIGH SCHOOL: Enrolled in January 2017 and participated in spring practice ... Consensus three-star prospect according to ESPN, Rivals, Scout and 247Sports ... Tabbed the No. 14 player in the state of Oklahoma in the 247Sports Composite rankings ... Rated the No. 11 prospect in Oklahoma by Rivals and No. 14 by 247Sports ... Ranked the No. 49 outside linebacker in the 2017 class by Scout and No. 51 by Rivals ... ESPN rated him the No. 20 player in Oklahoma ... Two-year starter under head coach Kirk Fridrich and defensive coordinator Kyle Fridrich ... Turned in 65 tackles and eight sacks as a senior in 2016 ... Registered four sacks, including three in the first half, in the Class 6A Division I championship game to help Union High School defeat Norman North for its first state title since 2011 ... Named to Scout's All-Midlands team ... Totaled 71 tackles and four sacks as a junior ... Chose Arkansas over Texas, Michigan State, Minnesota, Colorado, Houston and others.

PERSONAL: Born on Sept. 17, 1998 ... Son of Kelly Sunday and Derrick Morris ... Son of the late Deatrick Darnell Fisher ... Wears No. 40 in honor of his late father and Derrick Morris, his father's best friend ... Has five siblings: Darrean Fisher, Derek Morris, Devin Clayton, Keyaira Clayton and Amarian Tease ... Kinesiology major.

FISHER'S CAREER DEFENSIVE STATS

	GP/GS	UT	AT	TOT	TFL	SACK	FF/FR	INT	QBH	BRUP
2017	2/0	0	1	1	0.0	0.0	0/0	0	0	0
TOTAL	2/0	0	1	1	0.0	0.0	0/0	0	0	0

RETURNING PLAYERS



HJALTE FROHOLDT

51

OL | 6-5 | 315 | Senior

Svendborg, Denmark | IMG (Fla.) Academy

2017 FIRST TEAM ALL-SEC (PRO FOOTBALL FOCUS)

2017 THIRD TEAM ALL-SEC (PHIL STEELE)

2017 COSIDA ACADEMIC ALL-DISTRICT

2017 FALL SEC ACADEMIC HONOR ROLL

2016 FALL SEC ACADEMIC HONOR ROLL

2015 FALL SEC ACADEMIC HONOR ROLL

2017 (JUNIOR): A leader on the offensive line who started at left guard in all 12 games ... Saw action in 747 snaps ... Participated in 100 percent of offensive snaps in eight games ... Did not allow a sack all season across 389 snaps in pass protection ... Allowed just two quarterback hits and only nine hurries ... Flagged just twice on the season ... No. 9 overall graded offensive lineman in the SEC and the No. 2 graded guard, according to Pro Football Focus (85.6) ... Graded out at 80 percent or better overall in six games, including four times in SEC action ... Part of an offensive line that paved the way for the offense to rush for 200 or more yards in five games ... Helped the offense top the 400-yard mark six times ... **vs. Florida A&M (Aug. 31):** Produced a season-best 90.6 game grade by PFF in 56 snaps played, good for the second-best grade among offensive FBS guards for the week ... Elite in the run game with a 93.2 run-blocking grade from PFF ... **at Ole Miss (Oct. 28):** Participated in a season-high 85 snaps ... Turned in an 85.5 overall grade by PFF, good for eighth-best in FBS among guards that week ... Also boasted an 87.1 pass-blocking grade and a grade of 80.6 in the run game from PFF ... **vs. Missouri (Nov. 24):** Closed the season with his second-highest overall grade of the year at 85.5 by PFF, which also ranked sixth nationally among guards ... Registered his third run-blocking grade of 86.0 or better on the season (86.3) by PFF.

2016 (SOPHOMORE): Started all 13 games at left guard and played more than 850 snaps ... Part of an offensive line that blocked for 428.4 yards of total offense per game ... Finished the year with an 83.6 overall grade by Pro Football Focus ... Posted a grade of 80.0 or higher from PFF in six games ... Allowed only three sacks on the season ... Produced an 88.8 run-blocking grade by PFF, which ranked No. 9 among all FBS guards ... Helped the offense log both 200 yards passing and rushing in the same game five times ... Paved the way for Rawleigh Williams III to capture the SEC regular-season rushing title with 1,326 yards on the ground, while Austin Allen threw for an SEC-best 3,430 yards ... **at No. 15 TCU (Sept. 10):** Opened lanes for Williams to run for 137 yards and blocked as Allen threw for 233 yards, which led to a staggering 91.9 grade in the run game from PFF ... **vs. Texas State (Sept. 17):** Earned a season-high 87.5 game grade from PFF, which ranked No. 10 nationally among guards that week ... Helped the offense rush for 226 yards and three scores on the ground and finished with an 88.9 run-blocking grade by PFF ... **vs. Alcorn State (Oct. 1):** Earned an 84.4 game grade by PFF ... Helped pave the way for two 100-yard rushers as Devwah Whaley went for 135 yards and a touchdown, while Williams added 126 yards ... Blocked for 559 yards of total offense, including 353 yards on the ground ... **vs. No. 12 Ole Miss (Oct. 15):** Helped the offense rush for 200 yards and pass for 229 in the win ... 180 yards on the ground came from Williams ... Logged an 83.9 game grade from PFF ... **vs. No. 11 Florida (Nov. 5):** Cleared paths for 223 yards rushing, including 148 and two touchdowns by Williams, against the Gators' top-10 run defense ... Provided time for 243 yards passing and 466 yards of total offense ... **at Mississippi State (Nov. 19):** Picked up a game grade of 80.1 from PFF ... Paved the way for the fourth-most yards in school history as the offense compiled 661 total yards, including 357 on the ground and 304 in the air ... Part of offensive line that didn't allow a sack, which snapped Mississippi State's seven-game streak with at least one sack ... Cleared paths for Williams' career-high 205 yards rushing and four TDs, as well as Whaley's 112 yards and one score on the ground ... Provided time for Allen to complete 18 of 25 passes for 303 yards and two TDs ... **at Missouri (Nov. 25):** Blocked for 500-plus yards of total offense for the third time, including 348 yards through the air and 155 on the ground ... Helped Williams post his seventh 100-yard rushing game and blocked for Allen to tally his fourth 300-yard passing effort.

2015 (FRESHMAN): Made three tackles in 10 games played at defensive tackle ... Transitioned to the offensive line during 2016 spring workouts.

HIGH SCHOOL: An early enrollee, who was a five-star prospect according to PrepStar ... Named to the PrepStar Top 150 Dream Team and ranked the No. 122 player in the country by the publication ... A four-star prospect by Rivals, ESPN, Scout and 247Sports ... Listed as the No. 90 overall player in the Top247, No. 13 defensive tackle in the nation and No. 5 player in Florida by 247Sports ... Ranked

as the No. 98 overall player in the nation according to the ESPN 300 ... ESPN also listed him as the No. 13 defensive tackle in the nation and the 19th-best player in the state of Florida ... Checked in at No. 221 in the Rivals 250 and ranked the No. 20 defensive tackle nationally and the No. 37 player in Florida ... Rated the best defensive tackle in Florida by Scout and the No. 28 defensive tackle in the nation ... 247Sports Composite, a combined index of national recruiting rankings, lists him as the No. 143 player in the nation, No. 15 defensive tackle and No. 7 player in Florida ... Posted 55 tackles, including 12.0 for loss, and 10 sacks during his senior season ... Helped IMG Academy finish 10-1 in just its second season of varsity football ... Coached by Chris Weinke ... Also participated in track and field ... Chose Arkansas over numerous offers, including Alabama, Ohio State, Notre Dame, Michigan, Penn State, Michigan State, Louisville, Kentucky and others.

PERSONAL: Born on Aug. 20, 1996 ... Son of Hans and Lisa Froholdt ... First name is pronounced Yell-duh ... Last name is pronounced Fro-holt ... Started playing football competitively in the United States during his sophomore year of high school as a foreign exchange student in Ohio ... Applied exercise science major.



RETURNING PLAYERS



JOHNNY GIBSON JR.

62

OL | 6-4 | 319 | Senior
Dumas, Ark. | Dumas HS

2017 FALL SEC ACADEMIC HONOR ROLL

2017 (JUNIOR): Started all 12 games and played a team-high 807 offensive snaps ... Started six games at right guard, four games at right tackle and once at left tackle ... Allowed only one sack and four total pressures over the last five games of the season ... Committed only two penalties ... Part of an offensive line that paved the way for the offense to rush for 200 or more yards in five games ... Helped the offense top the 400-yard mark six times ... Earned a 77.6 overall grade from Pro Football Focus ... Flagged only twice on the year ... **vs. Florida A&M (Aug. 31):** Graded out at a season-high 85.1 by PFF, which ranked No. 15 nationally among guards that week ... **vs. New Mexico State (Sept. 30):** Played a season-high 80 snaps and earned a 77.5 game grade and an 80.7 pass-blocking grade from PFF ... **vs. Missouri (Nov. 24):** Closed the season with an 83.9 game grade, 82.0 pass-blocking grade and 82.3 run-blocking grade from PFF ... Saw action in 61 snaps.

2016 (SOPHOMORE): Started five and played in all 13 games at right guard ... Played 350-plus snaps ... His five starts came in the last five games of the season ... Awarded a scholarship after the regular season, prior to the 2016 Belk Bowl ... Part of an offensive line that blocked for 428.4 yards of total offense per game ... Helped the offense log both 200 yards passing and rushing in the same game five times ... Paved the way for Rawleigh Williams III to capture the SEC regular season rushing title with 1,326 yards on the ground, while Austin Allen threw for an SEC-best 3,430 yards ... **vs. No. 11 Florida (Nov. 5):** Made his first career start ... Had a pancake block on the opening play of the game ... Cleared paths for 223 yards rushing, including 148 and two touchdowns by Williams, against Florida's top-10 run defense ... Provided time for 243 yards passing and 466 yards of total offense ... **at Mississippi State (Nov. 19):** Paved the way for the fourth-most yards in school history as the offense compiled 661 total yards, including 357 on the ground and 304 in the air ... Part of offensive line that didn't allow a sack, which snapped Mississippi State's seven-game streak with at least one sack ... Cleared paths for Williams' career-high 205 yards rushing and four TDs, as well as Devwah Whaley's 112 yards and one score on the ground ... Provided time for Allen to complete 18 of 25 passes for 303 yards and two TDs ... **at Missouri (Nov. 25):** Blocked for 500-plus yards of total offense for the third time, including 348 yards through the air and 155 on the ground ... Helped Williams post his seventh 100-yard rushing game and blocked for Allen to tally his fourth 300-yard passing effort.

2015 (REDSHIRT FRESHMAN): Participated in three games.

2014 (FRESHMAN): Redshirted during initial year on campus.

HIGH SCHOOL: Attended Dumas High School ... Finalist for the Air National Guard Scholar Athlete of the Year award ... Started all but three games from sophomore to senior year on offense and defense ... Played nose guard, tackle and end on defense ... Played left and right tackle on offense ... As a senior, had 40 tackles, one interception, six tackles for loss and 3.0 sacks ... Recorded 50 tackles as a junior ... Coached by Mark Courtney.

PERSONAL: Born on Sept. 30, 1995 ... Son of Johnny and Irene Gibson ... Computer science engineering major.



RETURNING PLAYERS



DRE GREENLAW

23

LB | 6-0 | 227 | Senior
Fayetteville, Ark. | Fayetteville HS

- 2015 FRESHMAN ALL-AMERICAN (FWAA, SPORTING NEWS)**
- 2015 SEC DEFENSIVE FRESHMAN OF THE YEAR (ATHLON SPORTS)**
- 2015 FIRST TEAM ALL-FRESHMAN (ATHLON SPORTS)**
- 2015 SEC ALL-FRESHMAN TEAM (COACHES)**
- 2015 SEC FRESHMAN OF THE WEEK (OCT. 26; NOV. 16)**

2017 (JUNIOR): Started all 12 games at WLB ... Racked up more than 100 tackles (103) for the first time in his career to finish second on the team for the second time in three seasons ... Notched 1.5 tackles for loss, including one sack ... Added two pass breakups and two quarterback hurries ... Ranked fourth in the SEC in double-digit tackle games (6) ... Four of those 10-plus tackle performances came during SEC action ... Led the team in tackles five times ... Tied for fourth in the SEC in tackles during conference play (72) ... Tallied 89 tackles against Power 5 opponents ... **vs. No. 23 TCU (Sept. 9):** Led the team with a career-high 17 tackles, the most by a Razorback since 2010, when Jerry Franklin recorded 20 stops at Mississippi State in a 38-31 double-overtime victory ... **vs. Texas A&M (Sept. 23):** Followed up with his second straight double-digit tackle effort (14) to lead the team and combine for 31 tackles across back-to-back games, the most by a Razorback over a two-game span since Tony Bua had a combined 34 against Kentucky and South Carolina in 2003 ... **vs. No. 21 Auburn (Oct. 21):** Recorded a team-best 13 tackles, including nine of the solo variety ... **vs. Coastal Carolina (Nov. 4):** Posted 11 tackles ... **vs. Mississippi State (Nov. 18):** Booked 11 tackles for his fifth double-digit tackle performance of the season ... **vs. Missouri (Nov. 24):** Finished the year with his sixth 10-plus tackle effort (11), including 1.0 for loss.

2016 (SOPHOMORE): Started all seven games played ... Finished with 42 tackles, including 22 solo stops ... Tallied 1.5 tackles for loss ... Recorded one interception ... Broke up one pass ... Recovered two fumbles ... Had one quarterback hurry ... Left the Alabama game with a foot injury ... Missed the final six regular-season contests ... Returned from injury and started at Will linebacker in the Belk Bowl against Virginia Tech ... Racked up 32 tackles through his first four games ... **vs. Louisiana Tech (Sept. 3):** Tied for the team lead with seven tackles ... Made his first career interception on the opening play of Louisiana Tech's second drive of the second quarter ... **at No. 15 TCU (Sept. 10):** Followed up with eight tackles, including four solo stops ... Combined for 21 tackles with Brooks Ellis ... All eight tackles came in the second half and overtimes, including five in the third quarter ... Recovered a fumble at the Arkansas 4-yard line that was forced by Jeremiah Ledbetter during the Horned Frogs' first drive of the game ... Recovered TCU's blocked game-winning field goal attempt at the Arkansas 11 ... **vs. Texas State (Sept. 17):** Finished second on the team with six tackles ... Four tackles came in the first quarter ... **vs. No. 10 Texas A&M (Sept. 24):** Posted his fifth career double-digit tackle effort with a team-high 11, including 1.5 for loss ... Marked the seventh time he's led the team in tackles during his career ... Seven tackles were of the solo variety ... Recovered a fumble at the Arkansas 2-yard line on the opening drive of the second half ... **vs. No. 22 Virginia Tech (Dec. 29):** Made six tackles in his first game back from injury.

2015 (FRESHMAN): Played in all 13 games and started 11 contests ... Only player to win SEC Freshman of the Week twice ... Finished fifth nationally among FBS freshmen and tops among SEC rookies with 95 tackles ... Ranked 17th in the SEC in total tackles ... Led Arkansas in tackles five times ... Had a team-high 46 solo tackles ... Also added 3.5 tackles for loss, one sack and two forced fumbles ... Made a team-high 69 tackles in SEC action ... Averaged 9.8 tackles in SEC road games ... Put together four double-digit tackle performances ... Combined for 150 tackles with Brooks Ellis over the last nine games ... The duo of Greenlaw and Ellis finished as one of six pairs of teammates to rank in the SEC's top 20 in total tackles ... **vs. Texas Tech (Sept. 19):** Made his first career start and made nine tackles, including six solo ... **at Tennessee (Oct. 3):** Produced a team-best 10 tackles with eight coming in the first half ... Started a string of six straight games with at least eight tackles ... **at No. 8 Alabama (Oct. 10):** Six of his eight tackles were solo stops ... **vs. Auburn (Oct. 24):** Made 12 tackles in the second half and overtime periods combined en route to a season-high 16 stops, which was the most by a Razorback in 2015 ... Named SEC Freshman of the Week for the first time ... **vs. UT Martin (Oct. 31):** Became the only Razorback in 2015 to post back-to-back games with double figure tackles with 10 stops ... **at No. 9 LSU (Nov. 14):** Produced his fourth double figure tackle performance over a six-game span with a team-best 12 tackles to lead an Arkansas defense that held LSU 218 yards below its season average ... Recorded first career sack in the second quarter and forced a fumble on the play which eventually resulted in a 21-0 Arkansas lead ... Picked up his second SEC Freshman of the Week honor after Arkansas' win in Baton Rouge retained The Golden Boot.

HIGH SCHOOL: A consensus three-star recruit by Rivals, ESPN, Scout and 247Sports ... Listed as the No. 35 safety in the country and sixth-best player in Arkansas by Rivals ... Also listed as the sixth-best player in the Natural 21 by HawqSports.com ... 247Sports ranked him as the No. 12 player in Arkansas and No. 56 safety nationally ... Top safety in the state of Arkansas according to Scout ... Earned a three-star ranking by 247Composite, a combined index of national recruiting rankings ... Was named the All-NWA Media Football Player of the Year as a senior ... Named to the Associated Press Arkansas Super Team at defensive back in 2014 ... Earned All-ArkansasVarsity.com first team honors at defensive back ... Tabbed all-state and all-conference honors ... Totaled 119 tackles, including 4.0 for loss, four interceptions, 10 pass breakups and two fumble recoveries as a senior, helping Fayetteville High School reach the Arkansas Class 7A state championship game ... Also caught 11 passes for 240 yards (21.8 avg.) and three touchdowns on offense ... Posted another 100-tackle season as a junior, tallying 108 stops, including 4.0 for loss, three interceptions, four pass breakups, one forced fumble and a fumble recovery in 2013 ... Started as a sophomore and helped Fayetteville win the class 7A state championship ... Coached by Daryl Patton ... Also participated in track and field ... Chose Arkansas over offers from Georgia, Washington State and others.

PERSONAL: Born on May 25, 1997 ... Son of Brian and Nanci Early ... Recreation and sport management major.

GREENLAW'S CAREER DEFENSIVE STATS

	GP/GS	UT	AT	TOT	TFL	SACK	FF/FR	INT	QBH	BRUP
2015	13/11	46	49	95	3.5	1.0	2/0	0	1	1
2016	7/7	22	20	42	1.5	0.0	0/2	1	1	0
2017	12/12	52	51	103	1.5	1.0	0/0	0	2	2
TOTAL	32/30	120	120	240	6.5	2.0	2/2	1	4	3



RETURNING PLAYERS



BRISTON GUIDRY

7

DL | 6-2 | 292 | Sophomore
Kenner, La. | Archbishop Rummel HS

2017 (REDSHIRT FRESHMAN): Saw action in 11 games ... Played 280 defensive snaps ... Totaled 21 tackles, including 3.5 for loss and 1.0 sack ... Added one forced fumble, two fumbles recovered and two quarterback hurries ... Recorded at least one tackle in nine games ... **vs. No. 16 Mississippi State (Nov. 18):** Posted a season high in tackles (5) and recovered a fumble in the end zone forced by McTelvin Ajim ... **vs. Missouri (Nov. 24):** Played a season-high 50 defensive snaps and collected his first career sack.


2016 (FRESHMAN): Redshirted during initial year with the program.

HIGH SCHOOL: A four-star recruit by ESPN, 247Sports and Rivals ... Earned three stars from Scout ... Ranked a top 150 player in the class at No. 143 by ESPN with a grade of 82 ... A top 40 overall defensive tackle with a best of No. 13 by Rivals ... Listed as the No. 9 player in the state of Louisiana by ESPN and Rivals and the No. 32 player in the state by 247Sports ... A consensus top 50 defensive tackle with a best of No. 13 by Rivals ... Amassed 244 tackles, including 37 for loss, 25.5 sacks, two fumble recoveries and one forced fumble in three seasons at Archbishop Rummel ... Earned all-state honors as a senior, junior and sophomore ... Finished senior season with 91 total tackles, including seven for loss, nine sacks and seven quarterback hurries and helped his team to the LHSAA state championship ... Also blocked one field goal ... Named to *The Advocate's* Super Dozen and the 2015 ALL-USA Louisiana Football first team ... As a junior, tallied 77 tackles, 10 tackles for loss and 10 sacks ... Helped his team to an 11-2 record and reach the LHSAA state semifinals ... Named to *The Times-Picayune* Large Schools All-Metro team ... Collected 76 tackles, including 20.5 for loss, and nine sacks en route to helping the Raiders capture the 2013 state championship ... Chose Arkansas over Alabama, Arizona State, Louisville, LSU, Miami (FL), Mississippi State, Ole Miss, Penn State, Tennessee and Texas A&M.

PERSONAL: Born on Oct. 11, 1996 ... Son of Sandra Williams ... Criminal justice major.

GUIDRY'S CAREER DEFENSIVE STATS

	GP/GS	UT	AT	TOT	TFL	SACK	FF/FR	INT	QBH	BRUP
2017	11/0	8	13	21	3.5	1.0	1/2	0	2	0
TOTAL	11/0	8	13	21	3.5	1.0	1/2	0	2	0



GRAYSON GUNTER

89

TE | 6-6 | 238 | Sophomore
Madison, Miss. | Madison Central HS

2017 FALL SEC ACADEMIC HONOR ROLL

2017 (SOPHOMORE): Redshirted his second season with the program.


2016 (FRESHMAN): Played in all 13 games as a true freshman ... Started on kick-off return unit ... Hauled in his first career catch in his home state of Mississippi in a win at **Mississippi State (Nov. 19)** ... His 29-yard reception in the first quarter started a two-play, 71-yard scoring drive.

HIGH SCHOOL: A consensus three-star recruit by ESPN, Rivals, Scout and 247Sports ... Ranked the No. 62 tight end in the class and the No. 2 tight end in the state of Mississippi by Scout ... ESPN ranked him as the No. 34 tight end in the class and the No. 34 player in the state with a grade of 73 ... Tabbed the No. 33 tight end in the class and the No. 26 player in the state by 247Sports ... Finished senior season with 27 receptions for 406 yards and five touchdowns in eight games ... Helped lead the Jaguars to a 9-6 record and the 6A state semifinals under head coach Brad Peterson ... Named a preseason top 125 senior by *The Clarion Ledger* ... Reeled in 21 passes for 232 yards as a junior and had five catches for 66 yards as a freshman ... Has been clocked at 4.58 in the 40-yard dash ... Also played basketball, helping lead Madison Central to the Mississippi Class 6A state championship game in each of his last two seasons ... Chose Arkansas over Mississippi State, Southern Miss, Memphis, Louisiana Tech, Tulane, Louisiana-Monroe and others.

PERSONAL: Born on Nov. 13, 1997 ... Son of Bubba and Donna Gunter ... His father played football at Ole Miss from 1989-91 ... Recreation and sport management major.

GUNTER'S CAREER RECEIVING STATS

	GP/GS	REC	YDS	AVG.	TD	LG
2017	12/0	1	29	29.0	0	29
TOTAL	12/0	1	29	29.0	0	29



ELIAS HALE

92

DL | 6-4 | 237 | Sophomore
Fayetteville, Ark. | Fayetteville HS

2017 FALL SEC ACADEMIC HONOR ROLL

2017 (REDSHIRT FRESHMAN): Did not play in any games.

2016 (FRESHMAN): Redshirted during initial year with the program.

HIGH SCHOOL: Ranked the No. 8 player in the state of Arkansas by 247Sports ... Helped Fayetteville finish 13-2 overall and win the state championship in 2015 after a runner-up finish in 2014 ... Totaled 61 tackles, 7.0 for loss, a team-high 8.0 sacks, 22 quarterback hurries, three forced fumbles, one pass breakup and one blocked field goal as a senior ... Racked up seven sacks as a junior ... Chose Arkansas over California, Air Force, Army and others.

PERSONAL: Born on May 2, 1997 ... Son of Casey and Kiersten Hale ... Has two brothers, Izzy and Kai, and one sister, Karstin ... Nephew of Ryan Hale, who played football at Arkansas from 1995-98 ... Recreation and sport management major.

RETURNING PLAYERS



TYLER HALL

67

OL | 6-4 | 295 | Sophomore
Maumelle, Ark. | Maumelle HS

2017 (REDSHIRT FRESHMAN): Did not play in any games.

2016 (FRESHMAN): Redshirted as a true freshman.

HIGH SCHOOL: Ranked the No. 32 prospect in the state of Arkansas and the No. 169 offensive tackle in the class by 247Sports ... Started at offensive tackle for Maumelle High School during his senior season under head coach David Farr ... As a junior, helped Maumelle to a 10-1-1 record and the second round of the 5A state playoffs ... Part of an offensive line that allowed the Hornets to total 31 touchdowns ... Helped pave the way for a backfield that rushed for 1,397 yards while averaging 116.4 yards per game.

PERSONAL: Born on July 12, 1998 ... Son of Phil and Joan Hall ... Father played basketball at Marquette ... Kinesiology major.



T.J. HAMMONDS

6

RB | 5-10 | 205 | Junior
Little Rock, Ark. | Joe T. Robinson HS

2017 (SOPHOMORE): Saw action in all 12 games ... Rushed 32 times and was fourth on the team in rushing yards (262) ... Found the end zone twice – an 88-yard run and a 60-yard catch ... Turned a pair of receptions into 64 yards, highlighted by a 60-yard touchdown grab ... Logged nine runs for a first down, nine for 10-plus yards and four for 20-plus yards ... **at Ole Miss (Oct. 28):** Rushed a season-high 11 times for 84 yards ... Had a pair of 20-plus yard runs and four carries that resulted in first downs ... **vs. Coastal Carolina (Nov. 4):** Followed up with a career performance that included 119 yards (his first 100-yard game) and an 88-yard score on the ground and a 60-yard score on his first career reception ... His 88-yard touchdown run came in the fourth quarter and was the sixth-longest run in school history and the team's longest play from scrimmage on the season ... Finished with 179 all-purpose yards ... Averaged 22.4 yards per play with three of his eight touches resulting in more than 20 yards ... Became just the fourth player in school history to score multiple 60-yard touchdowns in a single game since 1997.

2016 (FRESHMAN): Flashed big play ability as a true freshman ... Rushed 15 times for 88 yards, good for a 5.9 yard per carry average ... Produced three 10-yard runs out of his 15 touches ... Rushed for four first downs ... Used in wildcat formations ... Also used on kick-off return and had one return for 16 yards ... **vs. Alcorn State (Oct. 1):** Scored his first career touchdown on a 5-yard run in the fourth quarter to cap a 29-yard day on the ground in his hometown of Little Rock ... **at Mississippi State (Nov. 19):** Broke a season-long 30-yard run during a 58-42 win in which Arkansas ran for 357 yards.

HIGH SCHOOL: Consensus four-star recruit by ESPN, Rivals, Scout and 247Sports ... Consensus national top 250 overall ranking by every recruiting service, with a best of No. 205 by Scout ... National top 20 athlete ranking by Rivals, Scout and 247 Sports, with a best of No. 13 by 247Sports ... No. 2 overall ranking in the state of Arkansas by ESPN and Rivals and No. 3 by 247Sports ... Earned 2015 ALL-USA Arkansas Football first team honors ... Named to the 2015 All-Arkansas Preps second team as a running back ... Chosen as Hawgs247 Class of 2016 All-State running back ... As a senior, had 27 receptions for 662 yards and six touchdowns, while rushing 100 times for 1,404 yards and 22 touchdowns ... Selected as the THV11 Red Zone Player of the Week after running four times for 65 yards and four touchdowns in Joe T. Robinson High School's 43-13 win over Clinton on Oct. 16, 2015 ... As a junior, had 42 receptions for 1,109 yards and 11 touchdowns, while rushing 66 times for 835 yards and six touchdowns ... Chosen as a Scout Top Performer after rushing for 301 yards on 13 carries in Joe T. Robinson High School's 59-20 victory over Baptist Prep on Sept. 25, 2015 ... Carried

the ball 52 times for 675 yards and eight touchdowns, while hauling in 11 receptions for 225 yards and four touchdowns as a sophomore ... Coached by Todd Eskola ... Chose Arkansas over Georgia, Vanderbilt, Oklahoma State, TCU, Arizona, Arizona State, Duke and others.

PERSONAL: Born on April 24, 1998 ... Son of Theron Hammonds and Nikkita Neely ... Full name is Theron JaQuawn Hammonds ... Kinesiology major.

HAMMONDS' CAREER RUSHING/RECEIVING STATS

	GP/GS	RUSHING					RECEIVING				
		RUSH	YDS	AVG	TD	LNG	REC	YDS	AVG	TD	LNG
2016	8/0	15	88	5.9	1	30	0	0	0.0	0	0
2017	12/0	32	262	8.2	1	88	2	64	32.0	1	60
TOTAL	20/0	47	350	7.4	2	88	2	64	32.0	1	60



RETURNING PLAYERS



DE'JON HARRIS

8

LB | 6-0 | 244 | Junior
Harvey, La. | John Ehret HS

2017 FIRST TEAM ALL-SEC (PRO FOOTBALL FOCUS)

2017 SECOND TEAM ALL-SEC (ASSOCIATED PRESS)

2017 THIRD TEAM ALL-SEC (PHIL STEELE)

2016 SEC ALL-FRESHMAN TEAM (COACHES)

2017 (SOPHOMORE): Led the team in total tackles (115), tackles for loss (8.5) and sacks (3.5) ... First Razorback to lead a team in tackles, tackles for loss and sacks in the same season since at least 1973 ... Second in the SEC in tackles (155), tackles per game (9.5), tackles per SEC game (10.6), double-digit tackle games (7) ... Played 93 percent of the team's defensive snaps ... Led the team and ranked third in the SEC in solo tackles (66) ... 66 solo stops were the most by a Razorback in a single season since Sam Olajubutu tallied 67 in 2005 ... One of 20 players in the FBS, including three in the SEC, with 115-plus tackles and 8.5-plus tackles for loss ... Of his seven 10-plus tackle performances, six came against SEC opponents, which tied for the league lead ... Collected 10-plus tackles in each of his first four SEC games ... Joined Dre Greenlaw as the only SEC teammates to each record 100-plus tackles on the season ... First Razorback linebacker to earn All-SEC status since Martrell Spaight earned AP and Coaches first-team honors following the 2014 season ... 115 tackles was the most by an Arkansas player since Martrell Spaight tallied 123 in 12 regular-season games in 2014 and finished with an SEC-best 128 ... **vs. Florida A&M (Aug. 31):** Led the team in tackles (5) for the third time in his career and recorded a tackle for loss ... **vs. Texas A&M (Sept. 23):** Tied Dre Greenlaw for the team lead in tackles with 14 tackles, including six solo stops ... Had 1.5 tackles for loss in the first half ... **at South Carolina (Oct. 7):** Finished with 12 tackles, including eight (seven solo) in the first half ... **at No. 1 Alabama (Oct. 14):** Finished with a team-high 12 tackles to lead the team for the fourth time and sixth time in his career ... Career-high 2.0 tackles for loss, including 1.0 sack, resulted in lost yardage ... In the first half tallied nine tackles, including six solo, to go along with 1.0 sack and 2.0 tackles for loss ... **vs. No. 21 Auburn (Oct. 21):** Recorded 11 tackles to give him his fourth double-digit tackle performance over the previous five games, including three straight ... **vs. Coastal Carolina (Nov. 4):** Finished with a game-high 13 tackles, 11 solo stops, 1.0 sack, 2.0 tackles for loss and one quarterback hurry ... Recorded 10-plus tackles for the fifth time of the season and in his career ... Picked up 2.0 tackles for loss equaled his career-high and was his third multi-tackle for loss game of the year ... **at No. 24 LSU (Nov. 11):** Recorded a team-high 12 tackles, his sixth double-digit tackle game of the year and fifth in SEC action ... **vs. No. 16 Mississippi State (Nov. 18):** Recorded eight tackles to eclipse 100 on the year ... Became the first Razorback since Brooks Ellis in 2015 to record 100 tackles in a season ... **vs. Missouri (Nov. 24):** Stuffed the stat sheet with a career-high 14 tackles (6 solo), 1.0 sack, 1.0 for loss and three quarterback hurries.

2016 (FRESHMAN): Provided depth at linebacker and played a key role on special teams ... Saw action in 12 games ... Totaled 37 tackles with 2.0 tackles for loss (-8) and 1.0 sack (-6) ... Added a forced fumble ... Ranked second on the team with 11 special teams tackles ... His 37 total tackles ranked eighth among SEC freshmen ... 25 tackles came in SEC games ... Collected seven or more stops in three games ... **vs. Texas State (Sept. 17):** Made his first two tackles of the season on defense ... **vs. Alcorn State (Oct. 1):** Turned in a solid effort with a team-high tying seven tackles, including three solo and 0.5 for loss ... Five tackles came in the first half ... **vs. No. 1 Alabama (Oct. 8):** Forced a fumble recovered by Ryan Pulley at the Arkansas 3-yard line on Alabama's first possession of the second half ... **vs. No. 24 LSU (Nov. 12):** Contributed seven tackles, all in the second half, including 1.5 for loss and one sack ... Registered a sack for a loss of six yards on third down inside the five-minute mark ... Made three straight stops inside Arkansas' 4-yard line to force a field goal attempt in the fourth quarter ... **at Mississippi State (Nov. 19):** Followed up with a season-high 10 tackles (four solo) in the road win.

HIGH SCHOOL: A consensus three-star recruit by ESPN, 247Sports, Rivals and Scout ... Ranked as a top 30 inside linebacker nationally by ESPN and 247Sports ... Rated the No. 38 overall prospect in the state of Louisiana by 247Sports ... Has a verified 40 time of 4.82 according to Scout ... Led John Ehret High School to the state championship game and a 12-3 record in 2015 under head coach Corey Lambert and position coach Bryan Crayton ... Was named the Offensive Player of the Year on *The New Orleans Advocate* All-Metro Team for large schools ... Named All-District 8-5A following the 2015 season ... Recorded 83 tackles, including 14 for loss to lead the defense as a senior ... The versatile athlete also rushed for 1,058 yards, had 374 receiving yards and threw for another 495

yards ... He also saw time as the kicker and punter ... Also participated in basketball and track ... Chose Arkansas over Oregon, Arizona State, Colorado, Memphis, Western Kentucky, Arkansas State, Louisiana Tech, Southern Miss and others.

PERSONAL: Born on Nov. 1, 1997 ... Son of Lee and Trenise Murphy ... Full name is De'Jon Raiheem Harris ... Nickname "Scoota" was given to him by his mother when he was a baby ... Communication major.

HARRIS' CAREER DEFENSIVE STATS

	GP/GS	UT	AT	TOT	TFL	SACK	FF/FR	INT	QBH	BRUP
2016	12/0	18	19	37	2.0	1.0	1/0	0	0	0
2017	12/12	66	49	115	8.5	3.5	0/0	0	4	2
TOTAL	24/12	84	68	152	10.5	4.5	1/0	0	4	2



RETURNING PLAYERS



CHASE HAYDEN

2

RB | 5-10 | 197 | Sophomore
Memphis, Tenn. | Saint George's Independent School

2017 SEC FRESHMAN OF THE WEEK (VS. FLORIDA A&M)
2017-18 FIRST-YEAR SEC ACADEMIC HONOR ROLL


2017 (FRESHMAN): Played seven games and was third on the team in rushing yards (326) ... 326 rushing yards was tops on the team before an injury in the seventh game of the season that sidelined him for the rest of the year ... Rushed for four touchdowns, which led all SEC freshmen before the injury ... Found the end zone on the ground in three games ... Longest run was 40 yards ... Averaged 5.3 yards per carry ... Logged one 100-yard rushing game, 120 yards on 14 carries in his collegiate debut ... Had 17 runs for a first down, nine for 10-plus yards and a pair for 20-plus yards ... **vs. Florida A&M (Aug. 31):** Rushed for a game-high 120 yards and one touchdown on 14 carries in leading the Hogs to a 49-9 win in the season opener ... Became one of only three Arkansas true freshmen to rush for 100 yards or more in his Razorback debut, joining former standouts Alex Collins (2013) and Felix Jones (2007) ... His 120 rushing yards tied for fifth-most in the SEC in Week 1 and are the 14th most by a true freshman in Arkansas single-game history ... Was one of seven FBS freshmen to rush for over 100 yards in Week 1 and one of just two true freshmen to do so and the only true freshman player in the FBS to rush for over 100 yards and score a TD in Week 1 ... Five of his 14 runs went for 10 or more yards - tied for most by an SEC player in Week 1 ... Half (7) of his runs in the season opener went for a first down ... Six of his last eight runs against Florida A&M resulted in a first down or touchdown ... **vs. Texas A&M (Sept. 23):** Posted a team-high 77 rushing yards and one rushing touchdown on 13 carries ... **vs. New Mexico State (Sept. 30):** Scored twice on the ground and finished with 48 yards on 12 attempts ... Became the first Arkansas true freshman running back with multiple rushing touchdowns in a game since 2011 with two rushing scores ... **vs. No. 13 Auburn (Oct. 21):** Suffered a lower leg fracture, which sidelined him for the rest of the season.

HIGH SCHOOL: Tabbed the No. 4 all-purpose running back by Rivals and 247Sports ... Four-star prospect, No. 7 player in the state of Tennessee and No. 169 player in the Class of 2017 by Rivals ... Three-star prospect by ESPN, Scout and 247Sports ... Pegged as the No. 27 running back in the class by Scout ... Earned a final No. 188 prospect ranking in the class by 247Sports Composite ... No. 10 prospect in Tennessee by 247Sports ... Named one of the top 10 performers at The Opening ... Rushed for 7,000 yards and 92 touchdowns over his career at St. George Academy ... Named the male athlete of the year for Division 2 by *The Commercial Appeal* ... Coached by David Carter ... Earned Division 2A All-State honors from the Tennessee Sports Writers Association as a senior ... Finalist for the Division II-A Mr. Back award ... Named the District 2-A West 2 Player of the Year ... Rushed for 1,940 yards on just 160 attempts for a 12.1 yard per carry average ... Scored 29 touchdowns, including 27 on the ground ... Hauled in eight receptions for 159 yards while also making 51 tackles to go along with 16 pass breakups on defense ... Played in the 15th Annual AutoZone Liberty Bowl All-Star game ... Two-time Tennessee Division 2-A Mr. Basketball winner (2015, 16) ... As a junior, he was named Tennessee's Mr. Football and Mr. Basketball in Division 2-A to become the first person in the first 31 years of both awards to win each in the same year ... Rushed for an area-best 2,625 yards and 32 touchdowns ... Averaged 10.9 yards per carry added five receiving TDs on 19 receptions ... Rushed for 266 yards in the state title game against Northpoint ... First of three straight seasons with over 1,000 yards rushing came as a sophomore in the form of 1,715 yards and 20 touchdowns ... Became St. George's all-time leading scorer in basketball during his senior season with 2,030 career points ... Averaged 24.4 points, 6.5 assists and 2.8 steals per game ... Shot 47.5 from the field and 3-point range, and 87 percent from the free-throw line ... As a junior, averaged 24.6 points, five rebounds, three steals and 2.6 assists per game ... Chose Arkansas over Michigan, Florida, Tennessee, Louisville, Oklahoma State, Mississippi State, South Carolina, Missouri, Vanderbilt, Illinois, Virginia, Purdue, Arizona and others.

PERSONAL: Born on April 2, 1999 ... Son of ChaToya and Aaron Hayden ... Has two younger brothers: Dallan and Cullen ... Father, Aaron, was running back at the University of Tennessee before being selected in the fourth round of the 1995 NFL Draft by the San Diego Chargers and played four seasons in the NFL ... Undecided on a major.

HAYDEN'S CAREER RUSHING/RECEIVING STATS

	GP/GS	RUSHING					RECEIVING				
		RUSH	YDS	AVG	TD	LNG	REC	YDS	AVG	TD	LNG
2017	7/0	61	326	5.3	4	40	1	23	23.0	0	23
TOTAL	7/0	61	326	5.3	4	40	1	23	23.0	0	23



DYLAN HAYS

69

OL | 6-3 | 294 | Sophomore
Little Rock, Ark. | Little Rock Christian Academy

2017 FALL SEC ACADEMIC HONOR ROLL
2016-17 FIRST-YEAR SEC ACADEMIC HONOR ROLL

2017 (REDSHIRT FRESHMAN): Played in 10 games ... Participated in 43 defensive snaps ... Moved to offensive line from defensive line for three of the last four games of the season, seeing action in 32 snaps ... **vs. No. 21 Auburn (Oct. 21):** Recorded a tackle and recovered a fumble ... **vs. No. 16 Mississippi State (Nov. 18):** Played a season-high 30 snaps on the offensive line.

2016 (FRESHMAN): Redshirted during initial year with the program.

HIGH SCHOOL: Ranked the No. 15 offensive guard in the state of Arkansas and the No. 69 offensive guard in the class by 247Sports ... Also earned a grade of 83 from 247Sports and finished as the No. 14 offensive guard in the State of Arkansas by 247Sports Composite, a combined index of national recruiting rankings ... Played on both the offensive and defensive lines at Little Rock Christian Academy ... As a senior, helped Little Rock Christian Academy to a 12-1 record and to the 5A state semifinals under head coach Jeff Weaver ... Named to the All-Arkansas Varsity second team defense ... Defensively, recorded 93 tackles and five sacks ... Has been clocked at 5.0 in the 40-yard dash.

PERSONAL: Born on May 14, 1997 ... Son of Cindy and David Hays ... Has two brothers, Tyler and Logan, and two sisters, Cara and Courtney ... Courtney played volleyball at the University of Arkansas at Little Rock from 2006-08 ... Communication major.

HAYS' CAREER DEFENSIVE STATS

	GP/GS	UT	AT	TOT	TFL	SACK	FF/FR	INT	QBH	BRUP
TOTAL	10/0	0	1	1	0.0	0.0	0/1	0	0	0

RETURNING PLAYERS



HAYDEN HENRY

27

LB | 6-2 | 222 | Sophomore
Little Rock, Ark. | Pulaski Academy

2017-18 FIRST-YEAR SEC ACADEMIC HONOR ROLL

2017 (FRESHMAN): Saw action in all 12 games ... Played a key role on special teams and recorded three tackles ... Earned a scholarship following the season.

HIGH SCHOOL: A three-star recruit by 247Sports ... Ranked as the No. 13 player in the state of Arkansas by 247Sports ... Named the *Arkansas Democrat-Gazette* All-Arkansas Preps Defensive Player of the Year in 2016 ... Earned 2016 ALL-USA Arkansas honors ... Named the 2016 Arkansas Class 5A Player of the Year by the Little Rock Touchdown Club ... Also tabbed the Class 5A Defensive Player of the Year by Hooten's Arkansas Football ... Helped Pulaski Academy to a 13-1 record in 2016 and win three consecutive state championships ... Ranked second on the team with 93 tackles, 9.5 tackles for loss and a team-best four interceptions in 14 games played as a senior ... Added one sack, defended 10 passes, recovered three fumbles and forced fumble ... Led the team with 39 solo stops ... Made a tackle in all 14 contests ... Posted double-digit tackles three times, including a season-high 18 in the state championship against Wynne ... As a junior, finished second on the team with 89 tackles ... Tallied 6.0 tackles for loss, eight pass breakups and one quarterback hurry ... Made 35 tackles, forced four interceptions and had two fumble recoveries as a sophomore ... Coached by Kevin Kelley ... Chose Arkansas over Air Force, Navy and others.

PERSONAL: Born on Feb. 14, 1999 ... Son of Jenny and Mark Henry ... Mark played football for the Razorbacks from 1988-1991 and was an All-Southwest Conference center as a senior ... Jenny also attended the University of Arkansas ... Grandson of Skip Coffman, who played basketball for Arkansas from 1957-62 ... Has three siblings: Hunter, Hudson and Hope ... Hunter was an All-American tight end for the Razorbacks from 2013-15 and went on to be selected by San Diego in the second round of the 2016 NFL draft with the 35th overall pick ... Finance major.

HENRY'S CAREER DEFENSIVE STATS

	GP/GS	UT	AT	TOT	TFL	SACK	FF/FR	INT	QBH	BRUP
2017	12/0	3	0	3	0.0	0.0	0/0	0	0	0
TOTAL	12/0	3	0	3	0.0	0.0	0/0	0	0	0



AUDRY HORN


64

OL | 6-2 | 290 | Redshirt Freshman
Benton, Ark. | Little Rock Catholic HS

2017 (FRESHMAN): Redshirted during initial year with the program.

HIGH SCHOOL: Helped lead Little Rock Catholic to the 7A state playoffs each of his four years ... Owns the school record in the bench press (415 lbs.) and squat (535 lbs.) ... Attended the Arkansas three-day camp in 2017 ... Carried a 3.4 GPA over his high school career ... Chose Arkansas over Memphis, Air Force, Arkansas State and others.

PERSONAL: Born on Oct. 28, 1998 ... Son of Ashley and Brian Keith Horn ... Dad played college baseball at Arkansas State and professionally with the Cleveland Indians ... Has a younger brother, Alex ... Criminal justice major.



DAULTON HYATT

11

QB | 6-4 | 196 | Redshirt Freshman
Arab, Ala. | Etowah HS

2017 (FRESHMAN): Redshirted during initial year on campus.

HIGH SCHOOL: Enrolled in January 2017 and participated in spring practice ... Four-star prospect by ESPN ... Rated the No. 9 pocket-passer and the No. 150 overall prospect in the nation by ESPN ... Tabbed the No. 5 player in the state of Alabama by ESPN ... The state of Alabama's No. 1 quarterback in the class by Scout ... Transferred from Arab (Ala.) High School to Etowah High for his senior season ... Combined with his junior, sophomore and freshman seasons at Arab High School, he ended his prep career with 6,216 passing yards and 50 TDs to go along with 1,854 yards and 16 scores on the ground ... Became the first high school player under Etowah head coach Drew Noles to sign a scholarship with an SEC program ... Named to the Alabama Sports Writers Association 2016 All-State second team ... Completed 66 percent of his passes (121 of 184) and threw for 2,240 yards with 25 touchdowns to five interceptions for Etowah as a senior ... Finished with a 135.9 quarterback rating ... Added 419 yards on the ground with five TDs on 74 rushes ... Helped the Blue Devils finish second in Region 7 with a 9-3 record and an appearance in the second round of the 5A state playoffs ... Completed 11 of 14 passes for 236 yards and four touchdowns in the Blue Devils' 44-27 Class 5A playoff win over Mae Jemison ... Was 7 of 15 passing for 187 yards and touchdowns of 66 and 49 yards while adding 68 rushing yards on 11 carries against No. 1 Scottsboro ... Participated in the 2016 Alabama-Mississippi All-Star Game ... Attended The Opening-Atlanta ... Threw for 1,100 yards and five TDs as a junior at Arab ... Also tallied 460 yards and two scores on the ground ... Completed 163 of 256 passes for a 64 percent clip as a sophomore ... Earned 6A Region 7 Offensive MVP honors after passing for 2,250 yards and 16 TDs to go along with 745 yards rushing and five TDs and leading Arab to a 7-4 record and a playoff berth ... Also played basketball and baseball ... Fielded scholarship offers from 17 FBS schools ... Chose Arkansas over Louisville, Miami, Missouri, Vanderbilt, Maryland and others.

PERSONAL: Born on April 7, 1998 ... Son of Jeremy and Tennille Hyatt ... Has a younger sister, Alexis ... Undecided on a major.

RETURNING PLAYERS



COLTON JACKSON

74

OL | 6-5 | 301 | Junior
Conway, Ark. | Conway HS

2017 FALL SEC ACADEMIC HONOR ROLL
2016 FALL SEC ACADEMIC HONOR ROLL
2015-16 FIRST-YEAR SEC ACADEMIC HONOR ROLL

2017 (SOPHOMORE): Started 10 of 12 games played at left tackle ... Played the third-most offensive snaps on the team (702) ... 349 snaps were in pass protection ... Allowed only one sack ... **at Ole Miss (Oct. 28):** Earned his best SEC game grade from Pro Football Focus (81.2) and a season-high pass-blocking grade (88.2) ... Played all 85 offensive snaps and allowed zero pressures ... Helped pave the way for the offense to rush for a season-high 260 yards ... **vs. Coastal Carolina (Nov. 4):** Credited with a season-high game grade from PFF (83.0) ... Also earned a season-best grade in the run game (85.7) ... Cleared paths for the offense to rush for 259 yards, four touchdowns and a season-high 7.4 yards per carry.

2016 (REDSHIRT FRESHMAN): Started three of 12 games played at right tackle and played 200-plus snaps ... His three starts came in the first three games of the season ... **at No. 15 TCU (Sept. 10):** Opened lanes for Rawleigh Williams III to run for 137 yards and blocked as Austin Allen threw for 233 yards ... **vs. Texas State (Sept. 17):** Helped the offense rush for 226 yards and three scores on the ground.

2015 (FRESHMAN): Redshirted during initial year with the program.

HIGH SCHOOL: A four-star prospect who was ranked as the fifth-best player in Arkansas by 247Sports ... Earned a three-star rating from Rivals, ESPN and Scout ... Rivals ranked him as the No. 7 player in Arkansas and the No. 55 offensive tackle in the nation ... Ranked the top offensive tackle in Arkansas and the No. 50 tackle nationally by Scout ... 247Composite ranked him as the seventh-best player in Arkansas, a combined index of national recruiting rankings ... Was the No. 7 player in Arkansas according to HawgSports.com's Natural 21 ... Named to the Associated Press Arkansas Super Team in 2014 ... Earned all-state honors at offensive line ... Recognized as one of four offensive linemen on the All-ArkansasVarsity.com first team ... Helped Conway win 11 games in 2014, including a perfect 8-0 mark in conference play and the conference championship ... Coached by Clint Ashcraft ... Also participated in basketball and track and field.

PERSONAL: Born on Sept. 5, 1996 ... Son of Lloyd and Debbie Jackson ... Recreation and sport management major.



KENDRICK JACKSON

34

FB | 6-0 | 259 | Senior
Haynesville, La. | Haynesville HS

2017 (JUNIOR): Saw action in 10 games with five starts ... Returned three kicks for 36 yards ... Had one reception for 11 yards.

2016 (SOPHOMORE): Played in all 13 games with two starts ... Helped block for the offense to average 428.4 yards of total offense per game ... Provided time for the offense to record both 200 yards passing and rushing in the same game five times ... Helped pave the way for Rawleigh Williams III to capture the SEC regular season rushing title with 1,326 yards on the ground, while Austin Allen threw for an SEC-best 3,430 yards ... **vs. No. 10 Texas A&M (Sept. 24):** Caught a pass for a 1-yard gain ... **vs. Ole Miss (Oct. 15):** Returned one kickoff for 10 yards ... **vs. LSU (Nov. 12):** Started at fullback ... **at Mississippi State (Nov. 19):** Started at fullback.

2015 (FRESHMAN): Appeared in 11 contests and started once ... **at Tennessee (Oct. 3):** Talled one tackle ... **at Ole Miss (Nov. 7)** ... Started at fullback and contributed on special teams.

HIGH SCHOOL: A consensus three-star prospect by Rivals, ESPN, Scout and 247Sports ... Ranked the No. 44 player in Louisiana by Rivals ... Named the No. 31 inside linebacker in the nation and No. 49 Louisiana prospect by ESPN ... Scout ranked him the second-best middle linebacker in Louisiana ... 247Sports Composite, a combined index of national recruiting rankings, rated him the No. 43 inside linebacker in the country and the No. 56 prospect from Louisiana ... Helped lead Haynesville to a 13-1 overall record and the 2014 Louisiana class 1A state championship, the 17th state title in school history ... Earned first-team all-state honors and was named Class 1A Outstanding Defensive Player of the Year by the Louisiana Sports Writers Association ... Recognized as *The Times* All-Area Defensive Player of the Year ... Also earned all-district honors in 2012-14 ... Totaled 118 tackles, 24.0 for loss, 2.0 sacks and two interceptions as a senior ... Also won the state championship in 2013 ... Coached by David Franklin ... Chose Arkansas over offers from Arizona, Hawaii, Memphis, Louisiana Tech, Southern Miss and others.

PERSONAL: Born on Nov. 5, 1996 ... Son of Gwendolyn Jackson ... Recreation and sport management major.

JACKSON'S CAREER RUSHING/RECEIVING STATS

	GP/GS	RUSHING					RECEIVING				
		RUSH	YDS	AVG	TD	LNG	REC	YDS	AVG	TD	LNG
2015	11/1	0	0	0.0	0	0	0	0	0.0	0	0
2016	13/2	0	0	0.0	0	0	1	1	1.0	0	11
2017	10/5	1	0	0.0	0	0	1	11	11.0	0	11
TOTAL	34/8	1	0	0.0	0	0	2	12	6.0	0	11



RETURNING PLAYERS



KOILAN JACKSON

3

WR | 6-2 | 211 | Redshirt Freshman
Little Rock, Ark. | Joe T. Robinson HS

2017 (FRESHMAN): Redshirted during initial year with the program after a knee injury during fall camp.

HIGH SCHOOL: A four-star prospect according to ESPN ... Tabbed as a top-five player in the state of Arkansas by ESPN, 247Sports and Rivals, with a best of No. 2 by 247Sports ... Ranked as the No. 26 wide receiver in the class by 247Sports as well as the No. 2 wide receiver in the state of Arkansas by Scout ... Rated as the No. 167 overall player in the nation by 247Sports ... Helped Joe T. Robinson High School to a 12-2 overall record with a 6-1 mark in conference play in 2016 ... Finished his senior season with 57 receptions for 1,206 yards and 12 touchdowns ... Added 487 rushing yards and eight touchdowns on 56 carries ... Also completed 5 of 9 passes for 80 yards and three touchdowns ... Logged seven games of 100 or more receiving yards ... Averaged 21.2 yards per catch and 92.8 receiving yards per contest ... Racked up 469 receiving yards and nine total touchdowns through the team's first four games ... Totaled 100 or more receiving yards in four of the team's first five games ... Had a streak of three straight 100-yard receiving games later in the season ... Rumbled for 141 yards and one TD on 19 carries, while going 1 for 3 passing for 15 yards against Warren High School in the Class 4A quarterfinals ... Had four receptions for 106 yards and two touchdowns from 38 and 27 yards out without playing in the second half of Joe T. Robinson's 51-28 season-opening win over Lakeside High School ... Made six catches for 128 yards and a TD in a win over Arkadelphia High School ... Hauled in five receptions for 176 yards and three touchdowns to help Joe T. Robinson in a 47-18 win over Fountain Lake High School ... Transferred to Joe T. Robinson from Parkview High School following his junior season in 2015 ... Produced 3,000 yards of total offense and 38 touchdowns in 2015 as the quarterback for Parkview ... Chose Arkansas over Illinois, Memphis, Louisiana-Monroe, Army and others.

PERSONAL: Born on Sept. 20, 1999 ... Son of Melanie and two-time All-America and All-Pro tight end Keith Jackson Sr. ... Keith, a member of the College Football Hall of Fame, played at Oklahoma from 1984-87 and served as a member of the Razorback Sports Network as a color analyst on radio broadcasts from 2000-16 ... Has two brothers, Keith Jr. and Kenyon ... Keith Jr. was an All-SEC defensive tackle for the Razorbacks from 2003-06 before playing in the NFL for the St. Louis Rams and San Diego Chargers ... Kenyon is a sophomore defensive lineman at Illinois ... Undecided on a major.



ALEXY JEAN-BAPTISTE

4

LB | 6-2 | 235 | Sophomore
Pompano Beach, Fla. | Coconut Creek HS

2017 (REDSHIRT FRESHMAN): Did not participate in any games.

2016 (FRESHMAN): Redshirted during initial year on campus.

HIGH SCHOOL: A consensus three-star recruit by ESPN, Rivals, Scout and 247Sports ... Rated as the No. 64 recruit in the state of Florida by Rivals ... Ranked as the No. 35 outside linebacker in the country and with a scout grade of 78 by ESPN ... Scout listed him as the No. 52 outside linebacker in the class of 2016 and the No. 7 player at the position in the state of Florida ... Tabbed the No. 88 overall outside linebacker and No. 152 player in the state of Florida by 247Sports ... Finished with a three-star rating and No. 46 outside linebacker ranking by 247Sports Composite, a combined index of national recruiting rankings ... Listed as the No. 27 safety in the class of 2016 by Rivals ... Selected to play in the 2016 International Bowl at AT&T Stadium in Arlington, Texas for the United States U-19 USA team ... Recorded a sack and three tackles in the Team USA 33-0 win over Canada ... Named to the All-Broward County Class 5A-4A-3A-2A first team ... Collected seven sacks as a senior and 11 as a junior at Coconut Creek High School under head coach Kareem Reid ... Caught a 44-yard touchdown his senior season and had one interception ... Chose Arkansas over Miami, Louisville, Wisconsin, North Carolina, Maryland, West Virginia, North Carolina State, Kentucky, Oregon State, Indiana, Cincinnati, Wake Forest, South Florida, Temple, UCF and USF.

PERSONAL: Born on Sept. 4, 1997 ... Son of Alis and Rose Jean-Baptiste ... Has four siblings: Alex, Alix, Edeline, and Alexandro ... His cousin, Peniel Jean, played defensive back at Wisconsin from 2010-14 ... Criminal justice major.

RETURNING PLAYERS



BLAKE JOHNSON

18

P | 6-1 | 182 | Junior
Long Beach, Calif. | Los Alamitos HS

2017 (SOPHOMORE): Punted 59 times for 2,277 yards and a 36.6 average ... 60 punts resulted in a touchback ... 24 punts were fair caught ... Placed 16 punts inside the 20 ... Five punts traveled 50-plus yards ... **vs. Texas A&M (Sept. 23):** Boomed a career-high two punts of 50-plus yards ... Finished with seven punts for 307 yards and a 43.9 average ... **at No. 1 Alabama (Oct. 14):** Punted a season-high eight times for 307 yards with a long of 49 ... Two punts were fair caught and a career-high three were pinned inside the 20 ... **vs. No. 21 Auburn (Oct. 21):** Posted a season-high average of 45.0 ... Punted six times for 270 yards, including a career-high 60-yarder ... Three punts were fair caught, one went 50-plus yards and two were inside the 20.

2016 (REDSHIRT FRESHMAN): Punted in one game ... **vs. Texas State (Sept. 17):** Punted twice for 94 yards and a 47.0 average ... Both punts were fair caught ... Longest punt traveled 48 yards and landed inside the 20.


2015 (FRESHMAN): Redshirted during initial year with the program.

HIGH SCHOOL: Earned three stars from Rivals, Scout and ESPN ... Ranked the No. 2 punter nationally ... Rivals ranked him the third-best specialist in the country ... 247Sports ranked him as the No. 6 punter/kicker nationally ... Selected as one of just two punters to play in the 2015 U.S. Army All-American Bowl in San Antonio, Texas ... Named All-CIF Southern Section First Team at punter ... Earned California Division I All-State First Team honors from MaxPreps ... Named Punter of the Year by OCVarsity.com ... Earned *Long Beach Press Telegram* Dream Team first team honors as both a junior and senior ... Two-time first-team All-Sunset League linebacker and earned his team's defensive player of the year award as both a junior and senior ... Helped Los Alamitos finish 9-2 with a 5-0 mark in league play and the Sunset League championship ... Punted 28 times for 1,039 yards (37.1 avg.) with a long of 63 in 2014 ... Landed 12 punts inside the 20 (42.9 percent) as a senior ... Booted 52 punts for 1,889 yards (36.3 avg.) with 15 landing inside the 20 and a long of 54 in 2013 ... As a sophomore, punted 42 times for 1,617 yards (38.5) including a career-long 70 punt ... Also played linebacker and safety, totaling 156 tackles and seven sacks in his final two varsity seasons ... Ranked second on the team with 72 total tackles as a senior and earned first-team all-league honors at linebacker ... Coached by John Barnes ... Also played lacrosse ... Selected Arkansas over offers from Colorado, Duke and Oregon State.

PERSONAL: Born on March 8, 1997 ... Son of Todd and Michelle Johnson ... Political science major.

JOHNSON'S CAREER PUNTING STATS

	GP	NO	YDS	AVG	LG	TB	FC	120	50+
2016	1	2	94	47.0	48	0	2	1	0
2017	12	59	2,277	36.6	60	3	24	16	5
TOTAL	13	61	2,371	38.9	60	3	26	17	5



HAYDEN JOHNSON

32

FB | 6-2 | 249 | Junior
Columbia, Mo. | Rock Bridge HS

2017 FALL SEC ACADEMIC HONOR ROLL
2016-17 FIRST-YEAR SEC ACADEMIC HONOR ROLL

2017 (SOPHOMORE): Saw action in all 12 games and played 105 snaps ... Caught five passes for 49 yards ... Averaged 9.8 yards per catch ... Three receptions converted first downs ... Longest reception of the season was 17 yards ... Also returned four kicks for 41 yards.

2016 (FRESHMAN): Started 7 of 12 games played ... Caught two passes for 25 yards ... Helped block for the offense to average 428.4 yards of total offense per game ... Provided time for the offense to record both 200 yards passing and rushing in the same game five times ... Helped pave the way for Rawleigh Williams III to capture the SEC regular season rushing title with 1,326 yards on the ground, while Austin Allen threw for an SEC-best 3,430 yards ... **at No. 15 TCU (Sept. 10):** Made an 18-yard catch on the second play of a 13-play, 56-yard scoring drive ... **at Missouri (Nov. 25):** Had one reception for seven yards.

HIGH SCHOOL: A consensus three-star recruit by ESPN, 247Sports, Rivals and Scout ... Rated the No. 15 player in the state of Missouri and the No. 4 fullback in the class by ESPN with a grade of 73 ... Rivals ranked him the No. 10 player in the state and the No. 4 fullback in the class ... Tabbed the No. 1 player in the state and the No. 3 fullback in the class by Scout ... Pegged the No. 16 player in the state and the No. 76 defensive end in the class by 247Sports ... Finished senior season with two touchdown catches and 137 receiving yards under head coach A.J. Ofodile ... Also registered 50 tackles, including eight for loss, 12 sacks and two pass breakups ... Earned Missouri Media All-State Class 6 first team defensive line honors ... Earned first-team all-state honors from the Missouri Football Coaches Association ... As a junior, tallied 280 yards rushing and 161 yards receiving, found the end zone nine times on the ground, caught one touchdown pass ... Defensively, recorded 60 tackles, including 10 for loss and eight sacks ... Rushed for 100 yards and five touchdowns, tallied 70 yards receiving and passed for 90 yards and two touchdowns as a sophomore ... Earned All-Central District honors from the Missouri Sportswriters and Sportscasters Association ... Also collected 85 tackles with 33 of the solo variety and six sacks ... Helped lead the Bruins to an 8-6 record and the MSHSAA state championship under then-head coach Justin Conyers ... Also played baseball, basketball and ice hockey ... Chose Arkansas over Florida State, Missouri, Nebraska, Purdue and others.

PERSONAL: Born on July 17, 1997 ... Son of Jim and Leah Johnson ... Biology major.

JOHNSON'S CAREER RECEIVING STATS

	GP/GS	REC	YDS	AVG.	TD	LG
2016	12/7	2	25	12.5	0	18
2017	12/0	5	49	9.8	0	17
TOTAL	24/7	7	74	10.6	0	18

RETURNING PLAYERS



JORDAN JONES

10

WR | 6-1 | 180 | Sophomore
Smackover, Ark. | Smackover HS

2017 (REDSHIRT FRESHMAN): Started 6 of 12 games played ... Third on the team in receiving (401), tied for third in receptions (21) and tied for second in touchdown receptions (2) ... Led the team in yards per reception (19.1) ... Longest catch was 65 yards ... Rushed eight times for 88 yards ... Longest rush was 30 yards ... Recorded one 100-yard receiving game ... Recorded 13 catches for 226 yards and two touchdowns over a four-game stretch from Sept. 30 against New Mexico State through Oct. 21 against No. 21 Auburn ... Third on the team in first-down catches (14) ... Second on the team in 15-plus yard catches (13) ... Second on the team in 25-plus yard catches (4) ... Of his eight receptions on third down, seven resulted in a first down and five went for 15-plus yards ... 19 of his last 27 touches resulted in either a first down or a touchdown ... Closed the season with at least one catch in 10 games, including each of the last four ... **vs. Texas A&M (Sept. 23):** Turned a pair of jet sweeps into 50 rushing yards ... **vs. New Mexico State (Sept. 30):** Caught four passes for 84 yards ... Had receptions of 16, 21 and 32 yards in the first half ... **at South Carolina (Oct. 7):** Followed up with three receptions for 37 yards and his first career touchdown grab ... **at No. 1 Alabama (Oct. 14):** Made four catches for 72 yards and a touchdown ... **vs. Missouri (Nov. 24):** Brought in his first two targets for 122 yards, including a 57-yard touchdown, in the first quarter ... His other reception was a 65-yard gain, Arkansas' longest reception of the year ... His 122 yards receiving were the most by an Arkansas player on the season and the most by a Razorback since Jared Cornelius had 146 vs. Alabama on Oct. 8, 2016 ... Became the only Arkansas player with multiple catches of 50-plus yards on the year, the first Razorback to accomplish that feat since Keon Hatcher and Rawleigh Williams III each had a pair of 50-plus yard catches in 2016.

2016 (FRESHMAN): Redshirted during initial year with the program.

HIGH SCHOOL: Four-star recruit by ESPN ... Consensus national top 100 wide receiver ranking by ESPN, Rivals, Scout and 247Sports, with a best of No. 63 by ESPN ... No. 4 overall ranking in the state of Arkansas by 247 Sports and No. 5 by ESPN and Rivals ... Named to the 2015 All-Arkansas Preps first team as a wide receiver ... Chosen as Hawks247 Class of 2016 All-State wide receiver ... As a senior, had 36 receptions for 721 yards and 11 touchdowns ... Saw time at quarterback in the Wildcat offense, completing 8 of 16 passes for 149 yards and one touchdown, while rushing 21 times for 150 yards and one touchdown ... Also had 19 tackles and four interceptions as a defensive back in his senior season ... As a junior, had 31 receptions for 779 yards and nine touchdowns ... As a sophomore, had 25 receptions for 687 yards and 10 touchdowns ... Caught four passes for 137 yards and one touchdown in the 2014 3A Arkansas State Championship game ... Coached by Brian Strickland at Smackover High School ... Chose Arkansas over Tulsa.

PERSONAL: Born on Jan. 20, 1998 ... Son of Adrian Jones and Cashonna Moore ... Communication major.

JONES' CAREER RECEIVING/RUSHING STATS

	GP/GS	RECEIVING					RUSHING				
		REC	YDS	AVG	TD	LNG	RUSH	YDS	AVG	TD	LNG
2017	12/6	21	401	19.1	3	65	8	88	11.0	0	30
TOTAL	12/6	21	401	19.1	3	65	8	88	11.0	0	30



RETURNING PLAYERS



COLE KELLEY

15

QB | 6-7 | 258 | Sophomore
Lafayette, La. | Teurlings Catholic HS

2017 SEC FRESHMAN OF THE WEEK (AT OLE MISS)
2016-17 FIRST-YEAR SEC ACADEMIC HONOR ROLL

2017 (REDSHIRT FRESHMAN): Saw action in nine games and started four (at No. 1 Alabama, No. 21 Auburn, at Ole Miss, Coastal Carolina) ... Accounted for 10 touchdowns, eight passing and two rushing ... Completed 87 of 151 passes for 1,038 yards with four picks ... Rushed 53 times for 74 yards ... Eight TD passes were the second most in a season by an Arkansas freshman in the Hogs' SEC era ... Over his four starts, was 73-for-123 passing for 816 yards with five passing touchdowns and two rushing touchdowns against two ... Six of his seven touchdown passes were in SEC play ... Totaled 692 passing yards in October, the third most in the SEC during the month ... In the red zone, completed 13 of 18 passes for 74 yards and five touchdowns ... **vs. Florida A&M (Aug. 31):** Scored his first career touchdown, a 7-yard pass to Cheyenne O'Grady on third down with 2:20 left in the game ... **vs. Texas A&M (Sept. 23):** Took shotgun snaps in short-yardage situations and rushed four times for four first downs, including a 13-yard gain on his first attempt on a drive that culminated with him throwing his second career touchdown pass early in the second quarter ... **at South Carolina (Oct. 7):** Entered the game with 12:47 left in the fourth quarter in place of injured Austin Allen ... Completed 8 of 13 attempts for 140 yards against one interception, including a 34-yard TD strike to Jonathan Nance ... Also rushed twice for 23 yards and a pair of first downs ... **at No. 1 Alabama (Oct. 14):** Filling in for Allen, completed 23 of 42 passes for 200 yards with one touchdown and one interception in his first career start ... Completed passes to eight different players on the night with nine completions converting first downs ... Connected with Jordan Jones for 46 yards – Arkansas' longest play of the night ... Became the first Arkansas freshman quarterback to start a game since Brandon Allen did it at Alabama in 2012 ... **at Ole Miss (Oct. 28):** Became the first freshman quarterback in Razorback history to defeat an SEC team on the road as a starter since Mitch Mustain in 2006 (W, 21-19 at Vanderbilt) when he led the Razorbacks to a 38-37 win after trailing by 24 points – the largest comeback in school history ... Manufactured a 62-yard drive after the Razorbacks took over at their own 22, trailing 37-35 with 4:04 left in the game, to set up Connor Limpert's 34-yard game-winning field goal ... Finished the contest 19-of-30 passing for 189 yards and three touchdowns against just one interception, while adding a 15-yard rushing score ... Accounted for 14 first downs with 10 coming through the air and four on the ground ... Became the fifth quarterback, including the first freshman, in Arkansas' SEC era to tally at least three passing touchdowns and one rushing touchdown in the same game (Austin Allen, 2016; Ryan Mallett, 2010; Matt Jones, 2003; Clint Stoerner, 1998) ... **vs. Coastal Carolina (Nov. 4):** With a 1-yard touchdown run with 1:55 remaining, lifted Arkansas to a 39-38 win, his second fourth-quarter comeback in as many weeks.

2016 (FRESHMAN): Redshirted during initial year with the program.

HIGH SCHOOL: A four-star recruit by ESPN with a grade of 80 ... Earned a three-star rating from 247Sports, Rivals and Scout ... A consensus top 100 quarterback in the country with a best of No. 16 by ESPN ... No. 2 quarterback in the state of Louisiana by Scout ... ESPN ranked him as the No. 28 player in the state of Louisiana ... Tabbed the No. 51 player in the state of Louisiana by 247Sports and No. 54 by Scout ... As a senior, passed for 3,203 yards and 28 touchdowns while completing 219 of 384 passes in helping the Rebels and head coach Sonny Charpentier to a 10-4 record and the state semifinals ... Also rushed 118 times for 286 yards and eight touchdowns ... A Louisiana Sports Writers Association 2015 Class 4-A honorable mention ... Participated in the 2015 Rivals Quarterback Challenge at Cedar Hill High School in Cedar Hill, Texas ... Helped lead his team to a 9-2 record and the state quarterfinals as a junior, throwing for 2,980 yards and 27 touchdowns thanks to four 300-plus yard passing games ... Also rushed for 18 yards and three touchdowns ... Had six games with three or more touchdown passes, including a six-touchdown performance in the Rebels' 65-35 win over Northside High School (Nov. 7, 2014) ... Named to the 2014 District 5-4A All-District Team, All-State first team, All-Acadian first team, and earned Offensive MVP acclaim ... Also played basketball, averaging 19 points and 10 rebounds as a junior ... Chose Arkansas over Colorado State, Kentucky, Louisiana Tech, Louisiana, Oklahoma State, Southern Miss and Tulane.

PERSONAL: Born on Oct. 27, 1997 ... Son of Roger and Sheri Kelley ... Dad played at Louisiana-Monroe and his brother, Lance, played at Louisiana ... Recreation and sport management major.

KELLEY'S CAREER PASSING/RUSHING STATS

	PASSING								RUSHING				
	GP/GS	COMP	ATT	PCT	YDS	TD	INT	LNG	RUSH	YDS	AVG	TD	LNG
2017	9/4	87	151	57.6	1,038	8	4	60	53	74	1.4	2	15
TOTAL	9/4	87	151	57.6	1,038	8	4	60	53	74	1.4	2	15



BLAKE KERN

87

TE | 6-4 | 257 | Sophomore
Lamar, Ark. | Lamar HS

2017 (REDSHIRT FRESHMAN): Did not play in any games.

2016 (FRESHMAN): Redshirted during initial year with the program.

HIGH SCHOOL: Hauled in 16 receptions for 332 yards and nine touchdowns as a senior ... Rushed for 675 yards on 88 carries and six touchdowns ... Recorded 61 tackles, 2.0 tackles for loss, 2.0 sacks, three interceptions, a forced fumble, a recovered fumble and one pass deflection at defensive end ... Coached by Josh Jones.

PERSONAL: Born on Aug. 25, 1997 ... Son of Bart and Aimee English ... Has a younger sister, Taylor English ... Recreation and sport management major.

RETURNING PLAYERS



GIOVANNI LaFRANCE

20

LB | 6-1 | 248 | Sophomore
New Orleans, La. | Saint Augustine HS

2017 (REDSHIRT FRESHMAN): Played in two games on special teams (at No. 24 LSU on Nov. 11 and vs. Missouri on Nov. 24) ... **vs. Missouri (Nov. 24):** Recorded one tackle.


2016 (FRESHMAN): Redshirted during initial year with the program.

HIGH SCHOOL: A consensus three-star recruit by ESPN, Rivals, Scout and 247Sports ... Rated as the No. 23 inside linebacker in the class of 2016 by 247Sports ... Ranked as the No. 32 outside linebacker in the nation by ESPN ... Listed as the No. 54 inside linebacker in the country and No. 1 inside linebacker in the state of Louisiana by Scout ... Earned an ESPN scout grade of 78 as the No. 36 player in the state of Louisiana ... A consensus top 50 player in the state of Louisiana by ESPN, 247Sports (No. 42) and Rivals (No. 50) ... Registered over 250 tackles in his two years at Saint Augustine, earning All-District honors both seasons ... Named to the *New Orleans Advocate* Large School All-Metro second team as a senior ... Totaled 99 tackles, including 73 solo, eight tackles for loss and five sacks during his senior season at Saint Augustine under head coach Al Jones ... Put together five double-digit tackle performances during the 11-game season while also rushing for 128 yards and four touchdowns ... Had 88 tackles, 12 tackles for loss, five sacks and two forced fumbles as a junior after a 76-tackle sophomore campaign ... Selected Arkansas over Louisville, Texas Tech, Oklahoma State, Arizona State, Cal, Utah and others.

PERSONAL: Born on April 26, 1997 ... Son of Garland LaFrance and Brandi Green ... Recreation and sport management major.

LaFRANCE'S CAREER DEFENSIVE STATS

	GP/GS	UT	AT	TOT	TFL	SACK	FF/FR	INT	QBH	BRUP
2017	2/0	1	0	1	0.0	0.0	0/0	0	0	0
TOTAL	2/0	1	0	1	0.0	0.0	0/0	0	0	0



CONNOR LIMPERT

19

K | 6-1 | 175 | Junior
Allen, Texas | Allen HS

2017 FALL SEC ACADEMIC HONOR ROLL

2017 (SOPHOMORE): Converted 8 of 9 field-goal attempts ... Longest made kick was from 48 yards out ... Perfect from 30-39 yards, making all five attempts ... Only miss was a 44-yard attempt on the road at Ole Miss (Oct. 28) ... Served as the team's kickoff specialist and was responsible for all 66 kickoffs ... Averaged 60.7 yards per kickoff with 21 touchbacks ... **at South Carolina (Oct. 7):** Converted from 48 yards out on his first field-goal attempt of the season ... **at No. 1 Alabama (Oct. 14):** Connected on a 30-yard field-goal attempt ... **vs. No. 21 Auburn (Oct. 21):** Made field-goal attempts from 34 and 38 yards out ... **at Ole Miss (Oct. 28):** After missing a 34-yard attempt earlier in the game, clinched the victory with a 34-yard field goal with four seconds remaining ... He made his first three attempts at the game winner but Ole Miss called three timeouts, negating those ... It was the Razorbacks' first game-winning field goal since Alex Tejada booted a 37-yarder against East Carolina in the 2010 Liberty Bowl ... **vs. Coastal Carolina (Nov. 4):** Made his lone field-goal attempt from 46 yards out ... **at No. 24 LSU (Nov. 11):** Booted through a 38-yard field-goal attempt ... **vs. Missouri (Nov. 24):** Nailed a 42-yard field-goal attempt in the season finale ... Ended the year with four straight field-goal makes.

2016 (FRESHMAN): Served as the team's primary kickoff specialist ... Kicked off 43 times for 2,656 yards in nine games ... Nine of his kickoffs were touchbacks.

HIGH SCHOOL: Ranked the No. 35 kicker in the class by ESPN with a grade of 73 ... A four-year letter winner at Allen High School under head coach Tom Westerberg ... As a senior, earned All-County first team special teams honors, was named to the All-District 6A second team and was selected as a Kohl's High School All-American honorable mention ... Helped the Eagles to a 14-1 record and the Texas 6A D1 state semifinals ... Made 84 of 87 PAT attempts for a conversion rate of 96.55 ... Booted through 19 of 24 field goals with a long of 48 ... As a junior, converted seven of seven PAT attempts ... Made 28 of 31 PAT attempts and one of four field goal attempts as a sophomore ... In his freshman season, made 36 of 43 PAT attempts and three of four field goals.

PERSONAL: Born on Oct. 17, 1997 ... Son of Lisa and the late Scott Limpert ... Has one sister, Nicole ... Recreation and sport management major.

LIMPERT'S CAREER KICKING STATS

	G	PAT/ATT	PCT	FG/ATT	PCT	PTS	LG
2016	9	0/0	0.0	0/0	0.0	0	0
2017	12	33/34	97.0	8/9	88.9	57	48
TOTAL	21	33/34	97.0	8/9	88.9	57	48

LIMPERT'S CAREER FIELD GOAL STATS

	G	1-19	20-29	30-39	40-49	50+	LG
2016	9	0-0	0-0	0-0	0-0	0-0	0
2017	12	0-0	0-0	5-5	3-4	0-0	48
TOTAL	21	0-0	0-0	5-5	3-4	0-0	48

LIMPERT'S CAREER KICKOFF STATS

	G	NO	YDS	AVG	TB
2016	9	43	2,656	61.8	9
2017	12	66	4,008	60.7	21
TOTAL	21	109	6,664	61.1	30



RETURNING PLAYERS



JACK LINDSEY

18

QB | 6-2 | 195 | Sophomore
Fayetteville, Ark. | Springdale HS

2017 (REDSHIRT FRESHMAN): Did not play in any games.

2016 (FRESHMAN): Redshirted during initial year with the program.

HIGH SCHOOL: As a senior, completed 201 of 365 passes for 2,226 yards, which ranked second in the Arkansas 7A West Conference ... Tossed 16 touchdown passes and rushed for a pair of touchdowns while throwing just six interceptions ... Led Springdale to its first playoff appearance since 2011 under first-year head coach and former Arkansas QB Zak Clark, who spent the previous five seasons as an assistant at Fayetteville High School.

PERSONAL: Born on May 6, 1998 ... Part of a long line of Razorbacks ... Son of Lyndy and Laura Lindsey ... Lyndy was a four-year letter winner at Arkansas from 1988-91 ... Grandson of former Razorback great Jim Lindsey, who was a captain on the 1964 national championship team ... Nephew of Springdale head coach Zak Clark, who lettered at Arkansas from 2000-01 ... Has two younger brothers, Sam and Link, and a younger sister Libby ... Recreation and sport management major.



RYDER LUCAS

26

DB | 6-0 | 188 | Senior
The Woodlands, Texas | College Park HS

2017 FALL SEC ACADEMIC HONOR ROLL

2016 FALL SEC ACADEMIC HONOR ROLL

2015 FALL SEC ACADEMIC HONOR ROLL

2017 (JUNIOR): Played in all 12 games ... Started and played a key role on the kick coverage teams all season ... The team's top tackler on special teams with 12 tackles - 10 on kickoffs and two on punts ... Recorded a tackle in six games ... **vs. New Mexico State (Sept. 30):** Collected a season-high in tackles (3).

2016 (SOPHOMORE): Played in all 13 games ... Started and played a key role on the kick coverage teams all season ... Led the team with 13 tackles on special teams ... 11 tackles came on kickoff returns and two were on punt returns ... Collected a tackle in eight games, including four straight from Weeks 2 to 5 ... **at Mississippi State (Nov. 19):** Tallied a career-high four tackles, all on kickoff returns.

2015 (REDSHIRT FRESHMAN): Participated in six contests, mostly on special teams ... Made four tackles ... Returned one kickoff for eight yards.

2014 (FRESHMAN): Redshirted during initial year with the program.

HIGH SCHOOL: Attended College Park High School in The Woodlands, Texas, and played under head coach Richard Carson ... Collected 83 solo tackles and 95 total tackles during his varsity career ... Averaged 3.4 tackles per game and added one sack and three interceptions over three years on varsity.

PERSONAL: Born on Aug. 9, 1995 ... Son of Mike and Dana Lucas ... Recreation and sport management major.

LUCAS' CAREER DEFENSIVE STATS

	GP/GS	UT	AT	TOT	TFL	SACK	FF/FR	INT	QBH	BRUP
2015	6/0	1	3	4	0.0	0.0	0/0	0	0	0
2016	13/0	5	7	12	0.0	0.0	0/0	0	0	0
2017	12/0	5	6	11	0.0	0.0	0/1	0	0	0
TOTAL	31/0	11	16	27	0.0	0.0	0/1	0	0	0



RETURNING PLAYERS



GEORGE MADDEN

43

LS | 6-1 | 212 | Junior
Blanchard, Okla. | Blanchard HS

2017 (SOPHOMORE): Did not see action as a sophomore.

2016 (REDSHIRT FRESHMAN): Did not play in any games.

2015 (FRESHMAN): Redshirted during initial year with the program.

HIGH SCHOOL: A four-year varsity football letterman as starting defensive end, right guard and long snapper ... Selected as team captain for the Lions ... Named a finalist for the 2015 Army All American Game at long snapper ... Aided the Lions to the 2013 Oklahoma 3A State Football Championship as a junior ... Made all but one punt snaps without a miss or blocked punt and was named the Overall Player of the Game in game six and Defensive Player of the Game in game seven during junior campaign ... Helped Blanchard High School to the 2012 Oklahoma 3A State Championship as a sophomore, while being named the Offensive Player of the Game in the semi-final contest ... Made all punt snaps without a miss or blocked punt as a sophomore ... Coached by Jeff Craig ... Also earned varsity letters in wrestling, power lifting and track and field ... Placed fifth at the 2014 Oklahoma Power Lifting State Championship.

PERSONAL: Born on June 7, 1996 ... Son of George and Laura Madden ... Recreation and sport management major.



DEION MALONE

73

OL | 6-3 | 293 | Senior
Batesville, Miss. | Northwest (Miss.) CC

2017 FALL SEC ACADEMIC HONOR ROLL

2017 (REDSHIRT JUNIOR): Did not play in any games.

2016 (JUNIOR): An early enrollee, who redshirted during initial season on campus.

2014-15 (JUNIOR COLLEGE): Played his freshman and sophomore seasons at Northwest (Miss.) Community College ... A three-star recruit according to ESPN, 247Sports and Scout ... Rated the No. 5 junior college offensive guard with a grade of 76 by ESPN ... 247Sports ranked him No. 112 among all junior college players and the No. 7 junior college offensive guard ... Named to the 2015 MACJC All-State first team and the NJCAA Region 23 All-Region team ... Played for head coach Jack Wright ... Started 12 games at right tackle as a sophomore ... Helped Northwest finish 11-1 and win the NJCAA national championship this season, the school's first title since 1992 ... Helped the offense surpass the 40-point plateau six times this season as the Rangers averaged 38.7 points per game ... Part of an offensive line that allowed the Rangers to rush for 2,282 yards and pass for 3,488 yards, averaging 480.8 yards per game - the ninth-highest total among NJCAA teams ... Also helped pave the way for running back Justin Crawford who led the NJCAA in yards rushing with 1,610 ... Started in all 10 games at right tackle as a freshman ... Part of an offensive line that blocked for running back Justin Crawford who led the NJCAA in yards rushing (1,551) ... Chose Arkansas over Mississippi State, Memphis, East Carolina and Southern Miss.

HIGH SCHOOL: Played for head coach Lance Pogue at South Panola High School ... Helped the Tigers to a 13-2 record and the Class 6A Region 1 title as a senior ... Named to the 2013 All-Gridiron second team ... Also received first-team all-district and second-team all-state honors ... Participated in the Mississippi-Alabama All-Star Game.

PERSONAL: Born on Nov. 3, 1995 ... Son of Sturleen Hoskins and Charles Malone ... Has two siblings, Ketrick and Shaquito ... Given name is Terrance ... Recreation and sport management major.



JONATHAN MARSHALL

42

DL | 6-3 | 301 | Sophomore
Shepherd, Texas | Shepherd HS

2017 (REDSHIRT FRESHMAN): Added depth to the defensive line seeing action in all 12 games and playing 160 snaps ... Finished with six tackles, including 0.5 for loss, and a pair of quarterback hurries.

2016 (FRESHMAN): Redshirted during initial year with the program.

HIGH SCHOOL: A consensus three-star recruit by ESPN, Rivals, Scout and 247Sports ... Ranked as the No. 17 strong-side defensive end in the country and the No. 374 overall recruit by 247Sports ... Top 50 player in the state of Texas by 247Sports and No. 77 by ESPN ... Rated as the No. 57 defensive end by ESPN and No. 59 by Scout ... Labeled the No. 11 defensive end in the state of Texas by Scout ... Finished with a three-star rating as the No. 30 strong-side defensive end in the nation and No. 93 ranking in the state of Texas by 247Sports Composite, a combined index of national recruiting rankings ... Earned 4A All-State second team honors from Texas Associated Press Sports Editors as a senior in 2015 under the guidance of head coach Chip Keel ... Also named the District 8-4A Division II Defensive MVP ... Produced 71 tackles, 21 tackles for loss and 10 sacks as a junior ... Named to the 8-4A All-District second team in 2014 ... Earned District 22-3A Newcomer of the Year as a sophomore after 22 of his 39 tackles went for a loss, highlighted by five sacks ... Four-year letter winner in basketball at Shepherd under head coach Jeremy Bennett ... Earned 23-4A All-District second team honors as a junior ... Scored over 1,100 points and grabbed more than 800 rebounds in his career ... Collected 28 career double-doubles ... Qualified for regionals in the shot put ... Chose Arkansas over Oklahoma State, TCU, Nebraska and others.

PERSONAL: Born on Sept. 16, 1997 ... Son of John and Wynne Marshall ... Cousin, Cedric Reed, played at Texas and for the Buffalo Bills ... Relative, Cedric Hardman, was the ninth overall pick of the 1970 NFL Draft by the San Francisco 49ers and is currently the franchise's all-time leader with 112.5 sacks ... Recreation and sport management major.

MARSHALL'S CAREER DEFENSIVE STATS

	GP/GS	UT	AT	TOT	TFL	SACK	FF/FR	INT	QBH	BRUP
2017	12/0	2	4	6	0.5	0.0	0/0	0	2	0
TOTAL	12/0	2	4	6	0.5	0.0	0/0	0	2	0



JARQUES McCLELLION

24

DB | 6-0 | 173 | Redshirt Freshman
Lake Worth, Fla. | American Heritage School

2017 (FRESHMAN): Redshirted during initial year with the program.

HIGH SCHOOL: Consensus three-star prospect by ESPN, Rivals, Scout and 247Sports ... Rated the No. 53 cornerback in the class of 2017 and No. 17 corner in the South by Scout ... ESPN tabbed him the No. 62 cornerback with a scout grade of 77 ... Ranked the No. 89 cornerback and No. 113 player in the state of Florida by 247Sports Composite ... Won the 2017 Brandon Flowers Defensive Player of the Year Award, which is named after his cousin who currently plays in the NFL for the Los Angeles Chargers ... Earned an invite to the Blue-Grey All-American Bowl held in Jacksonville ... Named to the *Sun-Sentinel* Super 11 prior to the season ... Earned all-area recognition ... Totaled 46 tackles and 21 pass breakups as a senior ... Also had four receiving touchdowns ... Helped lead American Heritage High School to the 2015 Florida 3A state championship game and a 10-3 record ... Had eight interceptions and 45 tackles as a junior ... Selected Arkansas over Florida, Louisville, Michigan State, Nebraska, North Carolina, Kentucky, West Virginia, Purdue, Maryland, Syracuse, Boston College, California and others.

PERSONAL: Born on Dec. 3, 1997 ... Son of Tamika and Central McClellion ... Father, Central, played football at Ohio State ... Undecided on a major ... Cousin of Brandon Flowers, who has played cornerback for the Kansas City Chiefs and San Diego Chargers.

RETURNING PLAYERS




D'VONE McCLURE **36**

LB | 6-2 | 215 | Sophomore
Rixey, Ark. | Jacksonville HS

2016 (FRESHMAN): Saw action in five games ... **at Missouri (Nov. 25):** Recorded a tackle on special teams.

HIGH SCHOOL: Earned all-state honors after catching 58 passes for 944 yards and nine touchdowns as a senior in 2011 ... Also rushed 36 times for 293 yards and three touchdowns ... Added 234 yards on eight kickoffs ... Twice named to the All-Arkansas Baseball Team by the *Northwest Arkansas Democrat-Gazette* ... Was a second-team Rawlings High School All-America selection and first-team all-southeast region by Rawlings ... Also named to the 2012 Louisville Slugger Pre-Season High School All-America team ... Signed to play baseball for the Razorbacks in 2011 but was selected by the Cleveland Indians in the fourth round of the 2012 MLB Draft ... Played four seasons in the Indians' minor league system.

PERSONAL: Born on Jan. 22, 1994 ... Son of Cynthia and Robert McClure ... Has six siblings: DeShone, Dmon, Damon, Broderick, Robert and Nakeisha ... DeShone played for the Texas Legends, the NBA Development League affiliate for the Dallas Mavericks, in 2014.

McCLURE'S CAREER DEFENSIVE STATS

	GP/GS	UT	AT	TOT	TFL	SACK	FF/FR	INT	QBH	BRUP
2017	5/0	1	0	1	0.0	0.0	0/0	0	0	0
TOTAL	5/0	1	0	1	0.0	0.0	0/0	0	0	0



JALEN MERRICK **79**

OL | 6-4 | 316 | Junior
Oak Hill, Fla. | New Smyrna Beach HS

2017 FALL SEC ACADEMIC HONOR ROLL

2017 (SOPHOMORE): Played in all 12 games, primarily on PAT protection unit ... Saw action on the offensive line in one game ... **vs. Florida A&M (Aug. 31):** Played 12 offensive snaps on the offensive line and earned a 73.9 game grade from Pro Football Focus.

2016 (REDSHIRT FRESHMAN): Saw action in nine games ... Contributed on PAT protection unit.

2015 (FRESHMAN): Redshirted during initial year with the program.

HIGH SCHOOL: An early enrollee who was a consensus four-star recruit by Rivals, ESPN, Scout and 247Sports ... Checked in at No. 203 in the Rivals250, the 14th-best offensive guard in the nation and 35th-best player in Florida ... Scout listed him as the No. 12 offensive guard nationally, the No. 31 recruit in Florida and No. 257 prospect overall ... ESPN ranked him No. 272 in the ESPN 300 and graded him as the No. 20 offensive guard nationally and the No. 51 prospect in Florida ... The No. 15 offensive guard and No. 37 player in the state of Florida according to 247Sports ... 247Sports Composite, a combined index of national recruiting rankings, listed him as the No. 15 offensive guard, No. 32 player in Florida and No. 243 prospect in the nation ... Named to the All-USA Florida football team on the offensive line by *USA Today* ... Coached by Lance Jenkins ... Also participated in basketball, weightlifting and track and field ... Chose Arkansas over numerous offers, including Alabama, LSU, Ohio State, Florida, Florida State, Georgia, South Carolina, Oklahoma, Wisconsin, Ole Miss, Mississippi State, Miami, Michigan State, Tennessee, Kentucky and others.

PERSONAL: Born on Sept. 7, 1996 ... Son of John and Freda Merrick ... Recreation and sport management major.



KASEY MONTROIS **24**

RB | 5-10 | 192 | Redshirt Freshman
West Palm Beach, Fla. | Berean Christian School

2017 (FRESHMAN): Redshirted during initial year with the program.

HIGH SCHOOL: One of Berean Christian School's biggest playmakers on both sides of the ball ... Played running back and cornerback ... Totaled 12 touchdowns and 826 yards on the ground and recorded seven interceptions and 73 tackles over three seasons.

PERSONAL: Son of Ray Montrois and Angela Mattingly.



GRANT MORGAN **31**

LB | 5-11 | 220 | Sophomore
Greenwood, Ark. | Greenwood HS

2017 FALL SEC ACADEMIC HONOR ROLL

2017 (REDSHIRT FRESHMAN): Saw action in all 12 games, providing depth at linebacker ... Totaled 38 tackles, including 3.5 for loss and 1.0 sack ... Played 212 defensive snaps ... **vs. New Mexico State (Sept. 30):** Broke up a pass that was intercepted by Kevin Richardson II in the end zone in the first half ... Finished with three tackles and had a quarterback hurry ... **vs. No. 21 Auburn (Oct. 21):** Forced a fumble for the first time in his career ... Posted four tackles, including 1.0 for loss ... **vs. No. 16 Mississippi State (Nov. 18):** Collected four tackles, including a season-high 2.0 for loss and first career sack ... **vs. Missouri (Nov. 24):** Played a season-high 58 snaps and recorded a season-high eight tackles in the season finale.

2016 (FRESHMAN): Redshirted during initial year with the program.

HIGH SCHOOL: Tabbed the No. 22 player in the state of Arkansas and the No. 71 inside linebacker in the class by 247Sports ... A three-year letter winner at Greenwood High School ... Named the 2015 *Arkansas Democrat-Gazette* Defensive Player of the Year, *Southwest Times Record* Player of the Year and earned *Arkansas Democrat-Gazette* All-Prep honors as a senior ... Selected to the All-Arkansas Varsity first team defense ... Finished the season with 149 tackles, including 25.0 for loss, three sacks, four pass deflections and two fumble recoveries ... Also had 11 receptions for 283 yards and five touchdowns ... Helped Greenwood High School to a 12-1 record and the 6A state championship where he tallied 13 tackles ... Earned All-State honors as a junior ... Logged 80 tackles, including 10.0 for loss, one sack, three interceptions and three fumble recoveries ... Also caught six passes for 122 yards and two touchdowns, helping the Bulldogs to a 7-5 record and the second round of the 6A state playoffs ... As a sophomore, registered 88 tackles, including 17.0 for loss, two quarterback hurries, two forced fumbles, three interceptions and one pass breakup ... Also had 16 receptions for 202 yards and six touchdowns ... Coached by head coach Rick Jones ... Chose Arkansas over Air Force, Central Arkansas, Tulsa and others.

PERSONAL: Born on Jan. 23, 1998 ... Son of Matt Morgan and Annie Shaw ... Younger brother of former Arkansas wide receiver Drew Morgan ... Also has two younger sisters, Paige and MJ, and a younger step brother, Braden ... Kinesiology major.

MORGAN'S CAREER DEFENSIVE STATS

	GP/GS	UT	AT	TOT	TFL	SACK	FF/FR	INT	QBH	BRUP
2017	12/0	22	16	38	3.5	1.0	1/0	0	2	2
TOTAL	12/0	22	16	38	3.5	1.0	1/0	0	2	2

RETURNING PLAYERS



TYSON MORRIS

19

WR | 6-1 | 200 | Redshirt Freshman
Helena-West Helena, Ark. | Fayetteville HS

2017 (FRESHMAN): Redshirted during initial year with the program.

HIGH SCHOOL: Played at Fayetteville High School in Fayetteville, Arkansas ... Earned all-state and all-conference honors after helping lead his team to a Class 7A state championship as a senior ... Named to the 2015 ALL-USA Arkansas Football Team ... Earned first-team all-conference honors as a junior and second-team all-conference honors as a sophomore ... Coached by Daryl Patton.

PERSONAL: Born on March 23, 1998 ... Son of Isaiah and Synetra Morris ... Father, Isaiah, played basketball for Arkansas from 1990-92 and was a second-round pick in the 1992 NBA Draft to the Miami Heat ... Has one sibling, Devin Morris ... Signed with Central Oklahoma out of high school.



DERRICK MUNSON

29

LB | 5-11 | 200 | Sophomore
New Orleans, La. | Archbishop Rummel HS

2017 (FRESHMAN): Played in the last nine games of the season, solely on special teams, but did not record any statistics.

HIGH SCHOOL: A consensus three-star prospect by ESPN, 247Sports, Rivals and Scout ... Ranked as the No. 4 outside linebacker in Louisiana and No. 31 in the South by Scout ... Rated as the No. 21 player in Louisiana by 247Sports.com ... Tabbed as the No. 38 outside linebacker in the class by 247Sports ... Played safety as a sophomore and linebacker as a junior and senior ... As a senior, earned a spot on the Louisiana Sports Writers Association Class 5A All-State team and was named Most Valuable Defensive Player in the Catholic League ... Selected to the ALL-USA Louisiana Football first team ... Recorded 120 tackles, including five for loss, and five interceptions while playing linebacker ... Helped Archbishop Rummel High School's defense allow only 14 points over the first two games of the season ... Tallied 19 tackles and stopped University Lab High School's final two threats in the fourth quarter with interceptions in the team's 28-14 season-opening win ... Followed that performance with 12 stops and an interception in the 21-0 win at Covington High School ... As a junior in 2015, recorded 160 tackles, including 21.0 for loss, six sacks and two interceptions en route to Defensive Player of the Year honors on *The New Orleans Advocate's* All-Metro team ... Averaged 12.1 tackles in 13 games and helped Archbishop Rummel High School to a district title and state championship runner-up finish ... Racked up 20 tackles, forced three fumbles and intercepted a pass in a win over Mississippi's Wayne County High School ... Totaled 92 tackles as a sophomore and helped the team to a district championship and appearance in the state semifinal ... Made 68 stops as a freshman and helped win the school's first football state championship ... Played with Razorbacks Henre' Toliver, Dwayne Eugene and Briston Guidry at Archbishop Rummel ... Also played basketball and was a member of the wrestling team at Archbishop Rummel High School ... Coached by Jay Roth ... Chose Arkansas over Louisville.

PERSONAL: Born on Jan. 7, 1998 ... Son of Collette Munson and Rodney Franklin ... Has three siblings: Rodney Munson, Chance Franklin and Alaysia Franklin ... Recreation and sport management major.



JONATHAN NANCE

7

WR | 6-0 | 190 | Senior
Gulfport, Miss. | Mississippi Gulf Coast CC

2017 (JUNIOR): Played 11 games with six starts ... Led the team in receptions (37), receiving yards (539) and receiving touchdowns (5) ... Also rushed five times for 62 yards, including a season-long 40-yard run ... Longest reception was 54 yards ... Had touchdown receptions of 49, 44, 34 and 31 yards ... Average length of his five touchdowns was a stunning 32.2 yards ... Had a catch in all 11 games and at least five receptions twice ... Led the team in 20-plus yard catches (9) ... Tied for 10th in the SEC in receptions of 40 or more yards (4) ... Converted 19 receptions into first downs ... Led the team in receiving yards in four games ... Posted two 100-yard receiving games ... Five receiving touchdowns came in a four-game span from No. 23 TCU (Sept. 9) through South Carolina ... Had one multi-touchdown reception game ... Became the first Razorback with five TD receptions after the first five games of a season since Jarius Wright in 2011 (5) ... **vs. No. 23 TCU (Sept. 9):** Caught his first touchdown as a Hog, a 49-yard grab in the first quarter ... **vs. Texas A&M (Sept. 23):** Totaled 100 yards on three catches, including a 44-yard TD late in the fourth quarter ... **vs. New Mexico State (Sept. 30):** Caught six passes on eight targets for 58 yards and two scores ... Longest reception of the day was 31 yards ... **at South Carolina (Oct. 7):** Recorded game and season highs in receptions (8) and receiving yards (116) ... Was targeted nine times ... Four receptions resulted in either a first down or touchdown ... **vs. Coastal Carolina (Nov. 4):** Turned a pair of catches into 61 yards, behind a 54-yard grab right before halftime.

2015-16 (JUNIOR COLLEGE): Enrolled in January 2017 and participated in spring practice ... Played his freshman and sophomore seasons at Mississippi Gulf Coast Community College ... Ranked as the No. 13 junior college wide receiver and the No. 117 overall prospect by 247Sports ... Battled through a shoulder injury and finished with 13 receptions for 153 yards ... Hauled in 31 receptions for 400 yards and three touchdowns as a freshman ... Grabbed eight receptions at Southwest Mississippi ... Over the final two games of the 2015 season, hauled in receptions of 47 and 62 yards while putting together a 109-yard performance with a score against Itawamba ... Chose Arkansas over Colorado State, Troy and Louisiana-Monroe.

HIGH SCHOOL: Played at Gulfport High School in Gulfport, Mississippi ... *Sun Herald* All-South Mississippi Football Team honoree and played in the Bernard Blackwell All-Star Classic ... Named first-team All-Area and first-team All-Region as a junior and senior, while earning second-team All-State accolades as a senior ... Two-time All-Region 4-6A selection ... Totaled 63 receptions for 743 yards and six touchdowns as a senior ... Over 30 games at Gulfport High School, he scored 16 touchdowns, including 14 through the air, while totaling over 1,500 yards receiving ... Recorded 60 tackles, including six tackles for loss and a pair of interceptions ... Boomed a 55-yard punt with under two minutes to play after starting punter got hurt ... Signed with Southern Mississippi out of high school and enrolled early in January of 2015 before transferring to Mississippi Gulf Coast.

PERSONAL: Born on August 19, 1997 ... Son of Melissa and James Nance Jr. ... Has two brothers: James and Joel, and one younger sister, Sara ... Sociology major

NANCE'S CAREER RECEIVING/RUSHING STATS

	GP/GS	RECEIVING					RUSHING				
		REC	YDS	AVG	TD	LNG	ATT	YDS	AVG	TD	LNG
2017	11/6	37	539	14.6	5	54	5	62	12.4	0	40
TOTAL	11/6	37	539	14.6	5	54	5	62	12.4	0	40



RETURNING PLAYERS



CHEYENNE O'GRADY **85**

TE | 6-4 | 251 | Junior
Fayetteville, Ark. | Fayetteville HS

2017 (SOPHOMORE): Played 11 of 12 games and started once ... Led all tight ends on the team in receptions (21) and touchdown catches (2) ... Totaled 132 receiving yards ... Longest reception was 19 yards ... 10 receptions went for a first down and five gained 15-plus yards ... **vs. Florida A&M (Aug. 31):** Recorded two catches for 17 yards and his first touchdown of the year ... **at Ole Miss (Oct. 28):** Finished with two receptions for 16 yards, including a 9-yard touchdown catch in the third quarter to cut the Rebels' lead to 31-28.

2016 (REDSHIRT FRESHMAN): Scored his first career touchdown on a 28-yard reception in the Belk Bowl (Dec. 29) against Virginia Tech ... Played in eight games with three receptions for 60 yards ... Two of his three catches went for 20-plus yards and two resulted in a first down ... **at Mississippi State (Nov. 19):** First career catch was a 23-yard grab in the second quarter ... **vs. Virginia Tech (Dec. 29):** Finished third on the team with 40 receiving yards on two catches.

2015 (FRESHMAN): Redshirted during initial year with the program.

HIGH SCHOOL: Earned four stars by Rivals, ESPN and 247Sports and earned four stars by 247Sports Composite, a combined index of national recruiting rankings ... Named the top recruit in Arkansas and the No. 2 tight end in the nation by both Rivals and 247Sports ... Rivals ranked him as the No. 90 overall prospect in the Rivals100 ... Ranked as the 130th-best player in the Top247 by 247Sports ... ESPN listed him as the third-best tight end in the nation and the 193rd-best player in the ESPN 300 ... The No. 2 player in the HawgSports.com Natural 21 rank of prospects from Arkansas ... Was invited to play in the Semper Fidelis All-American Bowl ... Named to the 2014 Associated Press Super Team for the state of Arkansas ... Earned All-ArkansasVarsity.com First Team honors at tight end ... Earned all-state honors at tight end in Arkansas Class 7A West ... Helped lead Fayetteville High School to a 13-3 record and the Arkansas class 7A state championship game in 2014 ... Caught 41 passes for 766 yards (18.7 avg.) and 11 touchdowns as a senior ... Tallied 45 receptions for 884 yards (19.6 avg.) and 14 touchdowns as a junior ... High school teammate of fellow Razorback Dre Greenlaw ... Coached by Daryl Patton ... Chose Arkansas over offers from Texas, Oklahoma, Ole Miss, Mississippi State and several others.

PERSONAL: Born on Sept. 20, 1996 ... Son of Jessika O'Grady and the late Larry Marks, who was a three-year letterman in men's basketball at Arkansas from 1988-90 ... Recreation and sport management major.

O'GRADY'S CAREER RECEIVING STATS

	GP/GS	REC	YDS	AVG.	TD	LG
2016	8/0	3	63	21.0	1	28
2017	11/1	21	132	6.3	2	19
TOTAL	19/1	24	195	8.1	3	28



JEREMY PATTON **18**

TE | 6-5 | 253 | Senior
Indianapolis, Ind. | Arizona Western College

2017-18 FIRST-YEAR SEC ACADEMIC HONOR ROLL

2017 (JUNIOR): Developed into a starter at tight end ... Played in 11 games with six starts ... Started against South Carolina, Auburn, Ole Miss, Coastal Carolina, LSU and Mississippi State ... Caught 11 passes for 189 yards, which led all tight ends on the team, for a 17.2 per-catch average ... Longest reception was 33 yards ... In the final four games, had nine receptions for 136 yards, including a catch of 25 or more yards in three of those contests ... Had a 20-plus yard grab in five games ... Converted eight receptions into first downs ... **vs. No. 23 TCU (Sept. 9):** Recorded his first catch as a Razorback for 33 yards and a first down ... **vs. Coastal Carolina (Nov. 4):** Turned three catches into 49 yards, highlighted by a 31-yard grab ... **at LSU (Nov. 11):** Led the team in receptions (4) and had 44 receiving yards, including a 27-yard catch ... **vs. Missouri (Nov. 24):** Closed the year with a 33-yard reception.

2015-16 (JUNIOR COLLEGE): Consensus four-star prospect and the No. 1 tight end according to ESPN, Scout and 247Sports ... Ranked the No. 9 junior college prospect by 247Sports, marking the first time since 2013 a tight end has been in the top 10 ... Tabbed the No. 17 junior college player by Scout and landed at No. 33 in the ESPN JC50 ... Helped lead Arizona Western College to the NJCAA championship game, a record of 11-1 and the No. 3 ranking in the final NJCAA poll ... Coached by Tom Minnick ... Named the team's offensive MVP at the El Toro Bowl after scoring a fourth quarter touchdown ... All-WSFL and All-Region 1 honoree ... Totaled 18 receptions for 242 yards and a team-best six touchdowns ... Hauled in five TD grabs over his final three games ... Had a team-high four TD receptions to go along with 17 catches for 316 yards as a freshman in 2015 ... Chose Arkansas over Alabama, Auburn, Louisville, USC, Utah, Mississippi State, South Carolina, Oklahoma State, Nebraska, Pittsburgh, Houston, Arizona State, Arizona and others.

HIGH SCHOOL: Played at Lawrence Central High School in Indianapolis.


PERSONAL: Born on Sept. 9, 1996 ... Son of Michelle Spangler and Mark Patton ... Has three siblings: Mark Patton Jr., Mariah Patton and Shawn Adams ... Communication major.

PATTON'S CAREER RECEIVING STATS

	GP/GS	REC	YDS	AVG.	TD	LG
2017	11/6	11	189	17.2	0	33
TOTAL	11/6	11	189	17.2	0	33



RETURNING PLAYERS



TYLER PENNINGTON

47

LB | 5-10 | 222 | Redshirt Freshman
Cary, Ill. | Cary-Grove HS

2017 (FRESHMAN): Redshirted during initial year with the program.

HIGH SCHOOL: A four-year starter, who finished as Cary-Grove High School's all-time rushing leader with 5,161 rushing yards (15th on the IHSA career list) and 84 touchdowns ... Named the *Northwest Herald* Male Athlete of the Year in 2016 and 2017 ... Earned *Northwest Herald* All-Area first team honors in both football and baseball in 2016 and 2017 ... Totaled 185 tackles, 26.5 tackles for loss and 8.5 sacks ... Started at fullback for four seasons and at linebacker for three ... A three-time *Northwest Herald* All-Area first-team selection ... Helped his teams to a 10-4 record in the playoffs with one Class 7A state runner-up finish and another semifinal appearance ... Coached by Brad Seaburg ... Rushed 274 times for 1,833 yards and 35 touchdowns in 14 games as a sophomore ... Gained 180 yards and scored two touchdowns on 39 attempts in the 2014 Class 7A championship game ... Carried 197 times for 1,120 yards and eight touchdowns in eight games at fullback as a freshman ... Also played baseball for four years at Cary-Grove High School.

PERSONAL: Born on Jan. 19, 1999 ... Son of Doug and Stellanna Pennington ... Undecided on a major.



LA'MICHAEL PETTWAY JR.

16

WR | 6-2 | 219 | Junior
Nashville, Ark. | Nashville HS

2017 (SOPHOMORE): Started three of nine games played ... Grabbed six passes for 92 yards ... Longest reception was 25 yards ... Averaged 15.3 yards per catch ... Three receptions went for 15 or more yards and converted first downs.

2016 (REDSHIRT FRESHMAN): Played in 10 games ... Had one catch for a 10-yard TD against Alcorn State (Oct. 1).

2015 (FRESHMAN): Redshirted during initial year with the program.

HIGH SCHOOL: Earned four stars according to ESPN, who ranked him the No. 8 player in Arkansas and the No. 60 wide receiver in the nation ... Rated a three-star prospect by Rivals, Scout and 247Sports ... Listed as the No. 9 player in Arkansas and No. 55 wide receiver according to 247Sports ... Three-star prospect that ranked No. 8 in Arkansas and No. 45 nationally at his position by 247Sports Composite, a combined index of national recruiting rankings ... Ranked No. 10 in the state by Rivals and checked in at No. 10 on the Natural 21 by HawgSports.com ... Earned Associated Press Arkansas Super Team honors at defensive back in 2014 ... Named first-team All-ArkansasVarsity.com at wide receiver as a senior ... Recognized twice on the Arkansas class 4A all-state team ... Was named a finalist for the 4A Offensive Player of the Year ... Helped Nashville win its region and advance to the state quarterfinals in 2014 ... Caught 54 passes for 913 yards (16.9 avg.) and 18 touchdowns as a senior ... Also played defensive back and posted 45 tackles and eight interceptions ... As a junior, he hauled in 56 passes for 1,056 yards (18.8 avg.) and 15 touchdowns ... Recorded 14 tackles, two interceptions and one fumble recovery on defense ... Coached by Billy Dawson ... Also participated in basketball and track and field ... Chose Arkansas over offers from Alabama, Auburn, LSU, Ohio State, Ole Miss, Nebraska, Louisville and others.

PERSONAL: Born on March 20, 1997 ... Son of Michael and Linda Pettway ... Cousin, Kamryn Pettway, played running back at Auburn ... Cousin, D.J. Pettway, was a defensive lineman at Alabama from 2011-15 ... Criminal justice major.

PETTWAY'S CAREER RECEIVING STATS

	GP/GS	REC	YDS	AVG.	TD	LG
2016	10/0	1	10	10.0	1	10
2017	9/3	6	92	15.3	0	25
TOTAL	19/3	7	102	14.6	1	25



RETURNING PLAYERS



TYLER PHILLIPS

34

LB | 6-1 | 219 | Junior
North Little Rock, Ark. | North Little Rock HS

2017 FALL SEC ACADEMIC HONOR ROLL
2016 FALL SEC ACADEMIC HONOR ROLL

2017 (SOPHOMORE): Played in three games on special teams ... Didn't record any statistics.

2016 (REDSHIRT FRESHMAN): Appeared in seven games, mostly on special teams ... Didn't record any statistics.

2015 (FRESHMAN): Redshirted during initial year with the program.

HIGH SCHOOL: Named a three-star prospect by 247Sports ... Ranked No. 20 in Arkansas in HawgSports.com's postseason Natural 21 rankings ... Ranked the No. 28 Arkansas recruit and No. 131 safety in nation by 247Sports ... Pegged the No. 127 safety and No. 24 prospect in Arkansas by 247Sports Composite, a combined index of national recruiting rankings ... Logged 114 tackles, including 22 for a loss, and five sacks as a senior ... Also added one interception, eight pass breakups and one defensive touchdown ... Appeared at Nike's The Opening camp where he recorded one of the nation's top scores of 143.00 in the SPARQ competition, which tests prospects in speed, agility, power and vertical jumps ... Coached by Brad Bolding.

PERSONAL: Born on Oct. 10, 1996 ... Son of Tanya Phillips ... Journalism major.



DAVID PORTER

94

DL | 6-3 | 263 | Redshirt Freshman
Little Rock, Ark. | Joe T. Robinson HS

2017 (FRESHMAN): Redshirted during initial year with the program.

HIGH SCHOOL: A consensus three-star prospect by ESPN, 247Sports, Rivals and Scout ... Rated the No. 1 defensive end in the state of Arkansas by Scout ... Ranked as the nation's No. 49 strong-side defensive end and the state of Arkansas' No. 10 overall prospect, according to 247Sports Composite ... Helped Joe T. Robinson High School to a 12-2 overall record with a 6-1 mark in conference play in 2016 ... Ranked third on the team with 105 total tackles ... Averaged 8.1 tackles per game ... 68 of 105 tackles were of the solo variety ... Led the team with 24.0 tackles for loss and tied for the team lead with 10.0 sacks ... Logged five double-digit tackle performances, including a season-high 13 in a 42-0 win over Baptist Prep ... Had 33 tackles during a three-game stretch ... Tallied multiple tackles for loss in six games ... Notched a season-high 5.0 tackles for loss twice ... Booked a tackle for loss in seven straight games to close out the season, totaling 20.0 over that stretch ... Added a forced fumble and a pass deflection ... James Street Sportsmanship Award nominee ... Attended Nike's The Opening Dallas Regional in March 2016 ... As a junior, recorded 84 tackles, including 17.0 tackles for loss, 8.0 sacks, one pass deflection, one forced fumble and one recovered fumble ... Coached by Todd Eskola ... Chose Arkansas over Baylor, Texas, Iowa State, Kansas State, Colorado State, Louisiana-Monroe, Louisiana Tech, Rutgers, Tulsa and others.

PERSONAL: Born on Sept. 17, 1999 ... Son of Kecia Porter ... Undecided on a major.



RYAN PULLEY

11

DB | 5-11 | 198 | Senior
Fort Myers, Fla. | Island Coast HS

2017 (JUNIOR): Sustained a right pectoral injury in the second quarter of the season opener against Florida A&M (Aug. 31) and missed the rest of the season.

2016 (SOPHOMORE): Showed impressive ability in press coverage ... Started the final 12 games and led the team with 13 pass breakups and finished fifth with 47 tackles ... Forced two interceptions ... His 13 pass breakups also ranked second in the SEC and tied for 12th in the FBS ... 10 pass breakups came against Power 5 opponents ... Broke up at least one pass in nine games ... Allowed just 28 of 63 passes thrown his way to be caught for 336 yards ... Allowed just one touchdown in coverage, which came in the final game of the season ... **at No. 15 TCU (Sept. 10):** Broke up a career-high four passes and held Taj Williams - TCU's top receiver in 2016 - without a catch in his second career start at cornerback ... Helped shut out TCU in the first half and hold the Horned Frogs to only a touchdown through the first three quarters ... Finished with just two receptions allowed for 11 yards out of seven passes thrown his way ... **vs. Texas State (Sept. 17):** Picked off an errant pass for a 25-yard touchdown return in the second quarter ... Broke up a pass later in the game ... **vs. No. 12 Ole Miss (Oct. 15):** Knocked away two passes, including one on third down to force a punt in the first quarter ... Collected five tackles ... **vs. No. 11 Florida (Nov. 5):** Allowed just one catch for 14 yards out of five passes thrown his way ... **at Missouri (Nov. 25):** Turned in a career and game-high seven tackles and broke up one pass ... Was thrown at seven times and allowed only two receptions for 19 yards ... **vs. No. 22 Virginia Tech (Dec. 29):** Recorded his third career interception, including his second of the season, with just over a minute remaining in the first quarter and returned it 50 yards ... Added a pair of pass breakups and finished with four tackles.

2015 (FRESHMAN): Appeared in 10 of 13 games with one start ... Collected 10 tackles and posted one interception ... Finished the season as one of only nine true freshman defensive backs in the SEC to record an interception ... **vs. UT Martin (Oct. 31):** Tallied a season-high four tackles and started at cornerback in the homecoming win ... **vs. Kansas State (Jan. 2):** Sealed the Liberty Bowl win with an interception at the 4:31 mark in the fourth quarter.

HIGH SCHOOL: A consensus three-star prospect by Rivals, ESPN, Scout and 247Sports ... Listed as the No. 73 cornerback in the nation by Scout ... Pegged the No. 116 cornerback and No. 178 recruit in Florida by 247Sports ... Earned the No. 119 cornerback ranking and the No. 185 prospect in Florida by 247Sports Composite, a combined index of national recruiting rankings ... ESPN ranked him the No. 192 recruit in Florida and No. 120 athlete ... Named team MVP and was a finalist for the *News-Press* Defensive Player of the Year in 2014 ... Earned second team all-state honors at defensive back as chosen by newspaper editors and reporters ... Saw action on both sides of ball as a senior, tallying 29 total tackles, two interceptions and 16 pass breakups while hauling in 25 receptions for 410 yards and seven touchdowns ... In 2014, Island Coast High School won its district and advanced to the 5A Regional Finals, finishing the season with a 10-3 record ... Coached by Wayne Blair ... Selected Arkansas over Arizona, Indiana, Michigan State and Louisville.

PERSONAL: Born on Dec. 31, 1995 ... Son of Bruce and Linda Wade ... Cousin, Tyrell Johnson, is a senior wide receiver at Arizona ... Recreation and sport management major.

PULLEY'S CAREER DEFENSIVE STATS

	GP/GS	UT	AT	TOT	TFL	SACK	FF/FR	INT	OBH	BRUP
2015	10/1	6	4	10	0.0	0.0	0/0	1	0	2
2016	13/12	33	14	47	0.5	0.0	0/1	2	0	13
2017	1/1	1	0	1	0.0	0.0	0/0	0	0	0
TOTAL	24/14	40	18	58	0.5	0.0	0/1	3	0	15

RETURNING PLAYERS



SANTOS RAMIREZ

9

DB | 6-2 | 204 | Senior
Shreveport, La. | Evangel Christian Academy

2016 FALL SEC ACADEMIC HONOR ROLL

2017 (JUNIOR): A hard hitting-safety who was voted a team captain ... Finished third on the team and first among defensive backs in tackles (63) ... Tied or led the team in tackles in two games ... Led the team and tied for fourth in the SEC in forced fumbles (3) ... Tied for the team lead in pass breakups (8) ... Broke up multiple passes in two games ... One of only three players in the FBS in 2017 to record at least 60 tackles, an interception, eight pass breakups and three fumbles forced ... Recorded eight or more tackles five times ... Enters his senior season with five career fumbles forced, the most by an Arkansas player since Tenarius Wright's five from 2008-12 ... **vs. No. 23 TCU (Sept. 9):** Showcased his ball-hawking abilities as he racked up a then-career high eight total tackles, picked off one pass, forced a fumble and also broke up a pass ... **vs. New Mexico State (Sept. 30):** Recorded a team-high tying five tackles (all solo), including 1.0 for loss, a forced fumble and two pass breakups ... **at South Carolina (Oct. 7):** Matched his then career-high in tackles (8) at South Carolina to eclipse 100 for his career ... **at Ole Miss (Oct. 28):** Finished the day with a career-high in tackles (10) ... Forced and recovered a key fumble and broke up a pass in the thrilling 38-37 win ... Made one of the biggest plays of the season when he chased down a receiver and plucked the ball loose at Arkansas' 30-yard line with 8 minutes and 30 seconds remaining in the second quarter and Arkansas trailing 31-7 to set up a Razorback touchdown on the following drive.

2016 (SOPHOMORE): Started seven of 12 games played ... Totaled 43 tackles (30 solo) and returned one interception 24 yards for a touchdown ... Forced two fumbles and broke up two passes ... Tallied a tackle in 10 of 12 games played and made five or more stops six times ... **vs. Louisiana Tech (Sept. 3):** Tied for the team lead in tackles (7) in the start at strong safety ... **at No. 15 TCU (Sept. 10):** Started at strong safety and recorded five solo stops ... Helped shut out TCU in the first half and hold the Horned Frogs to only a touchdown through the first three quarters ... **vs. No. 10 Texas A&M (Sept. 24):** Made his fourth straight start at strong safety ... Collected five tackles and caused Texas A&M wide receiver Christian Kirk to fumble a punt return on the game-opening drive ... His forced fumble led to the Razorbacks' first TD two plays later and less than three minutes into the game ... **vs. No. 12 Ole Miss (Oct. 15):** Delivered a huge hit on Ole Miss quarterback Chad Kelly that forced a fumble out of bounds during a fourth-down scramble late in the fourth quarter to secure the victory ... Finished with four tackles and a pass breakup ... **vs. No. 11 Florida (Nov. 5):** Returned an interception 24 yards for the opening touchdown ... Helped hold the Gators to 241 yards of total offense, including a season-low 12 yards rushing on 14 carries.

2015 (REDSHIRT FRESHMAN): Started 3 of 12 games played ... Totaled 35 tackles and one interception ... 22 of 35 tackles were solo stops ... Recorded a tackle in 11 of 12 contests ... **vs. No. 14 Texas A&M (Sept. 26):** Made the first start of his career ... Had three tackles and broke up two passes ... **at Tennessee (Oct. 3):** Tallied seven tackles, all solo, in his second career start ... **at No. 8 Alabama (Oct. 10):** Earned his third straight start ... Recorded his first career interception with 2:26 left in the first half, which set up a Razorback touchdown three plays later.

2014 (FRESHMAN): Redshirted during initial year with the program ... Earned the special teams scout team award.

HIGH SCHOOL: Three-star prospect according to ESPN, Rivals, Scout and 247Sports ... Earned a scouting grade of 88 and ranked as the No. 28 prospect from Louisiana and the No. 49 safety in the nation by 247Sports ... Rivals ranked him 26th in Louisiana and the No. 50 cornerback in the country ... Named first-team all-state, first-team all-district and first-team all-city as a senior after making 88 tackles and 10 interceptions and helping Evangel Christian to a 10-2 record that included an undefeated season in district play ... The Eagles won the District 1-3A championship and advanced to the Division II state semifinals ... As a junior, he made 76 tackles, four interceptions and 10 pass breakups and was a first-team all-state selection ... In his sophomore year he recorded 33 tackles and grabbed two interceptions ... Also played basketball and ran track ... Coached by Byron Dawson ... Chose Arkansas over offers from LSU, Baylor, Memphis, Southern Miss and Air Force.

PERSONAL: Born on April 22, 1996 ... Son of Lakenyo Louis ... Recreation and sport management major.

RAMIREZ'S CAREER DEFENSIVE STATS

	GP/GS	UT	AT	TOT	TFL	SACK	FF/FR	INT	OBH	BRUP
2015	12/3	22	13	35	0.0	0.0	0/0	1	0	3
2016	12/7	30	13	43	0.0	0.0	2/0	1	0	2
2017	12/12	34	29	63	2.0	0.0	3/1	1	0	8
TOTAL	36/22	86	55	141	2.0	0.0	5/1	3	0	13



RETURNING PLAYERS



RANDY RAMSEY

10

DL | 6-4 | 236 | Senior
Fort Lauderdale, Fla. | Dillard HS

2017 (JUNIOR): Played in all 12 games with eight starts at OLB ... Finished the year with 42 tackles, including 5.5 for loss and 2.0 sacks, six quarterback hurries, two pass breakups and one forced fumble ... 4.5 tackles for loss came in SEC action ... Made at least 1.0 tackle for lost yardage in four games ... Had 1.0 sack in two games ... **vs. Florida A&M (Aug. 31):** Logged his first sack of the year in the season opening win ... **vs. Texas A&M (Sept. 23):** Contributed six tackles, including 1.0 for loss ... **at Ole Miss (Oct. 28):** Posted career highs in tackles (9) and tackles for loss (1.5) ... **at LSU (Nov. 11):** Chipped in four tackles, including 1.0 sack and 0.5 tackle for loss ... **vs. No. 16 Mississippi State (Nov. 18):** Contributed seven tackles with 0.5 for loss.

2016 (SOPHOMORE): Started three of 12 games played ... Led the team and ranked fourth in the SEC in forced fumbles (3) ... Totaled 23 tackles and tied for third on the team with 5.5 tackles for loss and 2.5 sacks ... Had at least one-half tackle for loss in six games ... Had a quarterback hurry in three straight conference games ... **vs. Louisiana Tech (Sept. 3):** Forced a fumble with a sack for a loss of five yards in the third quarter ... **at No. 15 TCU (Sept. 10):** Collected two tackles, including one-half sack for a loss of three yards in the second quarter ... **vs. Alcorn State (Oct. 1):** Had two tackles, including 1.0 for loss ... Forced and recovered a fumble during Alcorn State's final possession of the game ... **at No. 21 Auburn (Oct. 22):** Recorded a season-high five tackles ... **vs. No. 11 Florida (Nov. 5):** Helped hold the Gators to just 12 yards rushing and just one first down on the ground ... Notched a sack for a loss of 12 yards in the second quarter ... Added two quarterback hurries ... **vs. No. 22 Virginia Tech (Dec. 29):** Picked up a career-high 1.5 tackles for loss ... Finished with four total tackles.

2014 (FRESHMAN): Appeared in seven games on defense and special teams with one start ... Accrued eight tackles, including 0.5 for a loss ... **vs. Northern Illinois (Sept. 20):** Earned first start and recorded two tackles in the non-conference rout of the Huskies ... **vs. No. 7 Georgia (Oct. 18):** Tallied two solo tackles ... **vs. UAB (Oct. 25):** Posted four tackles and 0.5 for a loss in the homecoming win.

HIGH SCHOOL: Played cornerback, safety, linebacker and defensive end in high school ... ESPN, Rivals and 247Sports Composite rated him with three stars ... Registered 83 tackles, including 34 for loss with 25 sacks, and four forced fumbles to help lead Dillard to eight wins in 2013, an undefeated mark in conference play and a spot in the regional semifinal round of the Florida 6A state playoffs ... Helped the Panthers to six wins and the regional quarterfinal round of the state playoffs during junior season ... Coached at Dillard by Lorenzo Davis ... Chose Arkansas over offers from Kentucky, North Carolina State, Cincinnati, Rutgers and Illinois.

PERSONAL: Born on Sept. 7, 1995 ... Son of Anna Enewetoks ... Criminal justice major.

RAMSEY'S CAREER DEFENSIVE STATS

	GP/GS	UT	AT	TOT	TFL	SACK	FF/FR	INT	QBH	BRUP
2014	7/1	5	3	8	0.5	0.0	0/0	0	0	0
2016	12/3	13	10	23	5.5	2.5	3/1	0	4	0
2017	12/8	20	22	42	5.5	2.0	1/0	0	6	2
TOTAL	31/12	38	35	73	11.5	4.5	4/1	0	10	2



GABE RICHARDSON

6

DL | 6-3 | 240 | Junior
Decatur, Ga. | Hutchinson (Kan.) CC

2017 (SOPHOMORE): Saw action in four games ... Played six defensive snaps and participated on special teams ... Forced a fumble that was recovered 18 yards for a touchdown by Henre' Toliver in the season opener against Florida A&M (Aug. 31).

2016 (JUNIOR COLLEGE AT HUTCHINSON CC): Earned KJCCC All-Conference honorable mention status ... Led the team with 18.5 tackles for loss ... Tied for the team lead with 6.0 sacks ... Totaled 60 tackles in 11 games to rank fifth on the team ... 37 of his 60 tackles were of the solo variety ... Part of a defense that allowed only 18.2 points per game and just 91.1 yards per game on the ground ... 4.5 of his sacks came against conference opponents ... Logged eight or more tackles five times ... Tallied a season-high 13 stops, including 4.0 for loss, in a 21-12 win against Iowa Western CC ... Recorded a tackle for loss in seven games, including five multiple tackle for loss performances ... Racked up 10.5 tackles for loss through the last four games of the season ... Notched eight tackles, a season-high 2.5 sacks and 4.0 tackles for loss against Independence CC ... Coached by Rion Rhoades ... Chose Arkansas over West Virginia, Louisville, Nebraska, Texas Tech, Syracuse, Maryland and Buffalo.

HIGH SCHOOL: Played at Southwest DeKalb High School in Decatur, Georgia ... Recorded 8.0 sacks as a senior and 9.0 sacks as a junior.

PERSONAL: Born on Dec. 9, 1996 ... Son of April Steele ... Has five siblings: Travis Whitehead, Grace Whitehead, Faith Whitehead, Melvin Whitehead III and Jocelyn Richardson ... Social work major with an emphasis in marriage and family counseling.

RICHARDSON'S CAREER DEFENSIVE STATS

	GP/GS	UT	AT	TOT	TFL	SACK	FF/FR	INT	QBH	BRUP
2017	4/0	1	0	1	0.0	0.0	1/0	0	0	0
TOTAL	4/0	1	0	1	0.0	0.0	1/0	0	0	0

RETURNING PLAYERS



KEVIN RICHARDSON II **30**

DB | 5-11 | 180 | Senior
Jacksonville, Ark. | Jacksonville HS

2017 (SENIOR): Team captain who played in all 12 games with nine starts and returns after being granted an additional year of eligibility from the NCAA ... Totaled a career-best 50 tackles with 0.5 for loss ... Tied for the team lead in interceptions (3), broke up four passes, and returned a fumble 22 yards for a score ... 50 tackles were second most among defensive backs on the team ... Finished the year with 17 tackles over the final two games ... His three pickoffs came over a four-game stretch, the most in a four-game stretch by a Razorback since Eric Bennett had three in three straight games 2011 ... **vs. New Mexico State (Sept. 30):** Recorded his first interception of the season in the end zone on a deflected pass ... Also broke up one pass ... **at No. 1 Alabama (Oct. 14):** Recorded his second interception of the season in the third quarter to end Crimson Tide quarterback Jalen Hurts' streak of consecutive passing attempts without an interception at 206 ... It was the only interception thrown on the year by Hurts, who had not thrown an interception since the second quarter of the Auburn game on Nov. 24, 2016 ... Chipped in five tackles ... **vs. No. 21 Auburn (Oct. 21):** Intercepted Tigers' quarterback Jarrett Stidham in the third quarter, Stidham's first interception since the third quarter of Auburn's game against Mercer on Sept. 16 ... Added six tackles ... **at Ole Miss (Oct. 28):** Scooped up a fumble and returned it 22 yards for a score with 6 minutes left in the fourth quarter to put the Hogs within two points, 37-35 ... **vs. No. 16 Mississippi State (Nov. 18):** Turned in a season high in tackles (9) ... **vs. Missouri (No. 24):** Closed out the season with an eight-tackle effort.

2016 (JUNIOR): Sustained a season-ending injury in the season opener ... **vs. Louisiana Tech (Sept. 3):** Started at cornerback ... Tied for the team lead in tackles (7).

2015 (SOPHOMORE): Saw action in all 13 games and started each of the last five contests ... Finished seventh on the team in tackles with 44 ... 22 of 44 tackles were solo stops ... Made one interception and broke up three passes ... Totaled 33 tackles, including two double-digit performances, since being inserted into the starting lineup at Ole Miss ... **at No. 19 Ole Miss (Nov. 7):** Notched a career-high 10 tackles in his first career start ... **vs. Mississippi State (Nov. 21):** Matched a career-high in tackles with 10 ... Pulled down his first career interception and broke up a career-high three passes ... Earned a scholarship prior to the season.

2014 (REDSHIRT FRESHMAN): Appeared in all 13 contests in sub packages and on special teams ... Posted eight tackles and one quarterback hurry on the year ... **at Texas Tech (Sept. 13):** Recorded a pair of tackles in the non-conference road win ... **vs. Northern Illinois (Sept. 6):** Posted two tackles against the Huskies.

2013 (FRESHMAN): Redshirted during initial year with the program.

HIGH SCHOOL: Recorded more than 2,000 all-purpose yards and 17 touchdowns offensively, while also adding eight interceptions playing defense as a senior ... Showed his speed while playing wide receiver, quarterback, running back, safety and returner of both punts and kickoffs for Jacksonville High School as a senior ... Tallied more than 1,000 all-purpose yards and nine touchdowns on offense as a junior, plus seven interceptions on defense ... A two-year all-state athlete, he was named to the *Arkansas Democrat-Gazette's* 2012-13 All-Arkansas Preps team and earned first-team all-conference recognition three times ... Competed in basketball, baseball and track while at Jacksonville ... Coached by Rick Russell.

PERSONAL: Born on Nov. 4, 1994 ... Son of Kevin and Sancu Richardson ... Has five siblings: Airic Hughes, Chanel Richardson, Sacha Richardson, Keilen Richardson and Zylah Richardson ... Sociology major.

RICHARDSON'S CAREER DEFENSIVE STATS

	GP/GS	UT	AT	TOT	TFL	SACK	FF/FR	INT	QBH	BRUP
2014	13/0	5	3	8	0.0	0.0	0/0	0	1	0
2015	13/5	22	22	44	0.0	0.0	0/0	1	0	3
2016	1/1	2	5	7	0.0	0.0	0/0	0	0	0
2017	12/9	21	29	50	0.5	0.0	0/1	3	0	4
TOTAL	39/15	50	59	109	0.5	0.0	0/1	4	1	7



JORDAN SILVER **48**

LS | 6-1 | 217 | Redshirt Freshman
Branson, Mo. | Branson HS

2017 (FRESHMAN): Redshirted during initial year with the program.

HIGH SCHOOL: Rated as a five-star prospect and the No. 13 long snapper in the class according to Kohl's Kicking, the premier specialist program in the country ... Under Armour All-America honorable mention ... Snapped 44 times as a senior ... Attended the National Invitational Scholarship Camp, which is America's largest camp for kickers, punters and snappers ... Earned a spot in the final Under Armour Competition at the camp after he scored on 10 of his 12 snaps with an average snap time of .68 seconds ... His snaps to a punter have been regularly clocked at 38 mph ... Chose Arkansas over Oklahoma State, Oklahoma and Baylor.

PERSONAL: Born on March 8, 1998 ... Son of Lynnne and John Silver ... Has one brother, Justin ... Chemistry major.

RETURNING PLAYERS



MICAHH SMITH

25

DB | 6-0 | 203 | Sophomore
Marshall, Texas | Marshall HS

2017 (REDSHIRT FRESHMAN): Played in 10 games, mostly on special teams ... Recorded three tackles and forced a fumble on kickoff coverage ... Saw limited time on defense against Florida A&M (Aug. 31) and No. 16 Mississippi State (Nov. 18).

2016 (FRESHMAN): Redshirted during initial year with the program.

HIGH SCHOOL: A three-star recruit by 247Sports and Scout ... Tabbed the No. 153 safety in the class and the No. 288 player in the state of Texas ... Had a breakout senior campaign, tallying a team-leading 123 tackles, including three for loss, three interceptions, one forced fumble, two fumble recoveries and seven pass breakups ... Helped lead the Mavericks to an 11-2 record and an appearance in Texas Class 5A Division II (fourth-largest of 10 divisions) regional finals under head coach Clint Harper ... Collected 76 tackles, including four for loss, one sack, one interception and five pass breakups as a junior to help Marshall to a 7-5 record and an appearance in Texas Class 5A Division II area finals ... As a sophomore, had 37 stops and three pass breakups ... Also participated in powerlifting and track ... Chose Arkansas over Northwestern (La.) State, Lamar, Texas State, Sam Houston State and Stephen F. Austin.

PERSONAL: Born on June 6, 1998 ... Son of Stacy Carter and Tomiko Smith ... Criminal justice major.

SMITH'S CAREER DEFENSIVE STATS

	GP/GS	UT	AT	TOT	TFL	SACK	FF/FR	INT	OBH	BRUP
2017	10/0	1	2	3	0.0	0.0	1/0	0	0	0
TOTAL	10/0	1	2	3	0.0	0.0	1/0	0	0	0



T.J. SMITH

52

DL | 6-3 | 304 | Junior
Moultrie, Ga. | Colquitt County HS

2017 FALL SEC ACADEMIC HONOR ROLL
2015-16 FIRST-YEAR SEC ACADEMIC HONOR ROLL

2016 (REDSHIRT FRESHMAN): Saw time in five games ... Collected four tackles, including 1.5 for loss against Alcorn State (Oct. 1).

2015 (FRESHMAN): Redshirted during initial year with the program.

HIGH SCHOOL: Named a three-star recruit by Rivals, ESPN, Scout and 247Sports ... Pegged the No. 69 strong-side defensive end, No. 148 prospect in Georgia by 247Sports Composite, a combined index of national recruiting rankings ... Listed as the No. 134 and No. 142 defensive end by Scout and ESPN, respectively ... Earned first-team all-region honors in 2014 ... Transferred from North Stanly HS in New London, North Carolina, to Colquitt County HS before his senior campaign ... As a senior, he helped Colquitt County to a Class 6A state title after an undefeated 15-0 season ... Posted 46 total tackles, 17 quarterback hurries, 15 tackles for loss and four sacks as a senior ... Earned all-state, all-conference and all-county honors as a junior at North Stanly HS ... Tallied 45 tackles, six sacks and three fumble recoveries in 2013 ... Coached by Rush Propst ... Also competed in basketball, cross country and track and field ... Finished top 10 in the shot put at the state track meet in 2013 ... Member of the National Honor Society ... Chose the Razorbacks over Missouri, Vanderbilt, North Carolina, Wake Forest and others.

PERSONAL: Born on April 19, 1997 ... Son of Frederick and Avis Smith ... Accounting major ... Cousin, Trelonnie Owens, was an All-ACC basketball player at Wake Forest in the 1990s.

SMITH'S CAREER DEFENSIVE STATS

	GP/GS	UT	AT	TOT	TFL	SACK	FF/FR	INT	OBH	BRUP
2016	5/0	1	3	4	1.5	0.0	0/0	0	0	0
2017	12/12	10	16	26	4.0	2.0	1/0	0	3	0
TOTAL	17/12	11	19	30	5.5	2.0	1/0	0	3	0



RETURNING PLAYERS



DEON STEWART

13

WR | 5-11 | 161 | Junior
Hardy, Ark. | Highland HS

2017 (SOPHOMORE): Started 6 of 12 games played ... Second on the team in receptions (33), receiving yards (404) and touchdown catches (3) ... Averaged 12.2 yards per catch ... Longest catch was 38 yards ... Had a catch in 11 games and multiple catches in eight games ... Posted 60-plus yards receiving in three games ... Returned four kicks for 61 yards ... Led the team in receptions that resulted in a first down (22) ... Tied for the team lead in 15-plus yard catches (13) ... Made two catches of 25-plus yards ... 23 of 33 receptions were in SEC games ... 7 of 8 catches on third down resulted in a first down ... **vs. Florida A&M (Aug. 31):** Had two catches for 22 yards, including his first career touchdown reception - a 16-yard strike from Austin Allen ... **vs. New Mexico State (Sept. 30):** Caught four passes for a career-high 71 yards and a career-long 38-yard touchdown ... **at No. 1 Alabama (Oct. 14):** Hauled in six passes for 65 yards to average more than 10 yards per catch ... **at Ole Miss (Oct. 28):** Totaled four catches for 49 yards and his third career touchdown grab ... Averaged more than 12 yards per reception ... Scored on a 23-yard pass from Cole Kelley with 13 seconds left in the first half ... **vs. Missouri (Nov. 24):** Closed the season with a career-high tying six catches and his third game of the year with 60-plus yards (68) ... Extended his streak of consecutive games with a catch to nine ... 4 of 6 catches resulted in a first down ... First two receptions went for 13 and 32 yards, each resulting in a first down.

2016 (REDSHIRT FRESHMAN): Played in 12 games, used primarily as a kickoff return specialist ... Fielded 21 kicks for 419 yards with a long of 43 ... Caught two passes for 34 yards, including a 15-yard reception against Alcorn State (Oct. 1) and a 19-yard grab against Virginia Tech in the Belk Bowl (Dec. 29) ... Rushed twice for nine yards.

2015 (FRESHMAN): Redshirted during initial year on campus.

HIGH SCHOOL: A consensus three-star recruit by Rivals, ESPN, Scout and 247Sports ... ESPN listed him as the No. 9 prospect in Arkansas and the No. 67 wide receiver in the nation ... Scout ranked him as the No. 71 wide receiver in the country and No. 2 wide out in Arkansas... Listed as the No. 10 recruit in Arkansas and the No. 90 wide receiver nationally by 247Sports ... Earned a three-star rating by 247Sports Composite, a combined index of national recruiting rankings ... Ranked as the No. 12 player in the Natural 21 by HawgSports.com ... Named to the Associated Press Arkansas Super Team as a defensive back in 2014 ... Earned all-state honors in Arkansas Class 4A region 3 ... Named All-ArkansasVarsity.com second team at wide receiver ... Helped Highland win its third district title in four years in 2014 ... Broke the 1,000-yard plateau as a senior with 49 receptions for 1,005 yards (20.5 avg.) and 11 touchdowns as a senior ... Also made 42 tackles, three interceptions and forced a fumble on defense ... Caught 36 passes for 757 yards (21.0 avg.) and eight touchdowns in 2013 ... Totaled 42 tackles and six interceptions as a junior ... Coached by Spencer Hill ... Also participated in track and field ... Won the state championship in the triple jump in 2014 ... Chose Arkansas over Oregon, Ole Miss and Louisville among others.


PERSONAL: Born on May 23, 1997 ... Son of Chrissy Stewart ... Recreation and sport management major.

STEWART'S CAREER RECEIVING/RUSHING STATS

	GP/GS	RECEIVING				RUSHING					
		REC	YDS	AVG	TD	LNG	RUSH	YDS	AVG	TD	LNG
2016	12/0	2	34	17.0	0	19	2	9	4.5	0	5
2017	12/6	33	404	12.2	3	38	8	10	1.2	0	8
TOTAL	24/6	35	438	12.5	3	38	10	19	1.9	0	8

STEWART'S CAREER KICK RETURN STATS

	GP/GS	RET	YDS	AVG.	TD	LG
2017	12/6	4	61	15.2	0	20
TOTAL	24/6	25	480	19.2	0	43



TY STOREY

4

QB | 6-2 | 215 | Junior
Charleston, Ark. | Charleston HS

2017 FALL SEC ACADEMIC HONOR ROLL
2016 FALL SEC ACADEMIC HONOR ROLL
2015 FALL SEC ACADEMIC HONOR ROLL

2017 (SOPHOMORE): Played in two games ... **vs. Florida A&M (Aug. 31):** Saw action late in the game but did not record any statistics ... **vs. No. 16 Mississippi State (Nov. 18):** Rushed once for a 5-yard loss.

2016 (REDSHIRT FRESHMAN): Saw action against Texas State (Sept. 17), Alcorn State (Oct. 1) and Auburn (Oct. 22).

2015 (FRESHMAN): Redshirted during initial year on campus.

HIGH SCHOOL: An early enrollee who was a consensus four-star prospect by Rivals, ESPN, Scout and 247Sports ... Was the No. 6 pro-style quarterback in the nation, No. 3 player in Arkansas and No. 165 in the Rivals250 according to Rivals ... 247Sports ranked him the No. 9 pro-style quarterback, No. 3 player in Arkansas and No. 236 overall prospect in the Top247 ... Ranked the No. 4 player in Arkansas and No. 16 quarterback in the nation by Scout ... ESPN listed him as the No. 7 player in Arkansas and No. 19 pocket passer quarterback in the country ... HawgSports.com ranked him at No. 3 in the Natural 21 ... Led Charleston to back-to-back perfect seasons and Arkansas Class 3A state championships, earning State Championship MVP as both a junior and senior ... Also won a state championship as a freshman linebacker in 2011 ... Ended his career with 29 consecutive wins ... Finished his varsity career with 12,856 passing yards and 154 touchdown passes ... The 12,856 passing yards ranks third in Arkansas all-time and the 154 touchdown passes is the second-most by any player in state history ... Became just the eighth player in Arkansas high school history to pass for over 10,000 career yards, joining former Razorback quarterback Brandon Allen on the list ... Also ranks among Arkansas' all-time high school leaders with 897 completions (2nd), 1,370 pass attempts (3rd) and a 66.0 completion percentage (3rd) ... Named to the 2015 *Parade* All-American First Team at quarterback ... Earned back-to-back Gatorade Arkansas Football Player of the Year and Wendy's High School Football Player of the Year honors for Arkansas ... Named MaxPreps Mr. Football for the state of Arkansas and earned MaxPreps Small School All-American first team honors ... Recognized as the 2014 winner of the Landers Award, given to the state's best prep football player ... Named to the 3A all-state team three consecutive years ... Earned Farm Bureau Insurance 3A Offensive Player of the Year and the *Arkansas Democrat Gazette's* Outstanding Player of the Year ... Finished his senior season completing 294 of 447 passes (65.7 percent), for 4,159 yards and 53 touchdowns while adding 724 rushing yards and 20 rushing touchdowns ... Totaled 73 touchdowns as a senior, the fourth-most in a single season in state history ... Went 268-of-408 (65.6 percent) passing for 4,241 yards and 52 touchdowns as a junior ... Also rushed for 180 yards and six touchdowns in 2013 ... Started as a sophomore and completed 328 of 503 passes (65.2 percent) for 4,397 yards and 48 touchdowns and rushed for 316 yards and seven touchdowns ... Coached by Greg Kendrick ... All-state basketball and baseball player ... Chose Arkansas over offers from Alabama, Auburn, Louisville and others.

PERSONAL: Born on May 29, 1996 ... Son of Shane and Dianna Storey ... Cousin, Carrie Parker, lettered in women's basketball for the Razorbacks from 1994-97 ... Kinesiology major.

STOREY'S CAREER PASSING/RUSHING STATS

	GP/GS	PASSING						RUSHING					
		COMP	ATT	PCT	YDS	TD	INT	LNG	RUSH	YDS	AVG	TD	LNG
2016	3/0	1	4	25.0	3	0	0	3	2	-17	-8.5	0	0
2017	2/0	0	0	0.0	0	0	0	0	1	-5	-5.0	0	0
TOTAL	5/0	1	4	25.0	3	0	0	3	3	-22	-7.3	0	0

RETURNING PLAYERS



MICHAEL TAYLOR II

91

DL | 6-2 | 248 | Senior
Orlando, Fla. | Riverside City (Calif.) College

2017 FALL SEC ACADEMIC HONOR ROLL
2016-17 FIRST-YEAR SEC ACADEMIC HONOR ROLL

2017 (JUNIOR): Played in two games but did not record any statistics.

2016 (SOPHOMORE): Did not participate in any games.

2015 (JUNIOR COLLEGE): Played his redshirt freshman season at Riverside City College ... Helped his team finish 8-3 in 2015 by tallying 50 tackles, including 11.5 for loss, four sacks and one pass breakup as a redshirt freshman under head coach Tom Craft at Riverside ... Had at least two tackles in all 11 contests and recorded six or more stops three times ... Notched eight tackles, including 1.5 for loss, and one sack in the Tigers' 38-18 win against Saddleback ... Four games later, recorded four tackles, all for loss, and a season-high two sacks to help Riverside defeat LA Harbor 55-7 ... Closed the year with a season-high nine tackles, including one for an 8-yard loss in the first round of the California Community College Athletic Association (CCCAA) Southern California Regional Championships ... Prior to Riverside, attended Coffeyville Community College in Kansas ... Selected Arkansas over Colorado and others.

2014 (FRESHMAN AT NORTH CAROLINA CENTRAL): Redshirted ... Also ran track.

HIGH SCHOOL: Played at The First Academy in Orlando.

PERSONAL: Born on March 30, 1996 ... Son of Michael and Cheryl Taylor ... Has two younger brothers: Marseille and Marcus ... Communication major.



BRITTO TUTT

14

DB | 6-1 | 180 | Junior
Augusta, Ga. | Ventura College (Calif.)

2017 (SOPHOMORE): Played in eight games and totaled two tackles.

2016 (SOPHOMORE): Redshirted as a sophomore.


2015 (JUNIOR COLLEGE): Played in 10 games, helping the team finish 8-3 as co-champions of the National Northern Conference as a freshman at Ventura College ... All-Northern Conference first team selection ... Hauled in a team-best four interceptions ... Finished year with 40 tackles, four interception and one fumble recovery for a touchdown ... Also registered six pass breakups and closed year with at least six tackles in three of last four games ... Coached by Steve Mooshagian ... Chose Arkansas over Oregon State, Louisiana Tech and others.

HIGH SCHOOL: Excelled on both sides of the ball at Academy of Richmond County ... Racked up more than 1,000 all-purpose yards as a senior on offense ... Also led team with five interceptions ... Scored a touchdown four different ways throughout season, returning an interception and a kickoff for a score, while also finding the end zone twice on the ground and seven times through the air ... Finished senior season with 40 receptions for 697 yards and seven touchdowns ... Carried the ball 37 times for 300 yards and two scores for an 8.1 yard per carry average.

PERSONAL: Born on March 18, 1997 ... Son of Lurline Tutt and Britto Garcia ... Raised by Jerry Cullars ... Has two siblings, Britavious Garcia and Zabrya Cullars... Cousin, Deon Grant, played 12 seasons in the NFL ... Recreation and sport management major.

TUTT'S CAREER DEFENSIVE STATS

	GP/GS	UT	AT	TOT	TFL	SACK	FF/FR	INT	QBH	BRUP
2017	8/0	2	0	2	0.0	0.0	0/0	0	0	0
TOTAL	8/0	2	0	2	0.0	0.0	0/0	0	0	0



DALTON WAGNER

78

OL | 6-9 | 302 | Redshirt Freshman
Spring Grove, Ill. | Richmond Burton HS

2017 FALL SEC ACADEMIC HONOR ROLL

2017 (FRESHMAN): Redshirted during initial year with the program.

HIGH SCHOOL: Enrolled in January 2017 and participated in spring practice ... Consensus three-star prospect according to ESPN, Rivals, Scout and 247Sports ... Rated the No. 256 overall prospect in the class by 247Sports ... Tabbed a top 50 prospect at his position by 247Sports (No. 32) and Scout (No. 46) ... Touted as the No. 1 offensive tackle in the state of Illinois according to Scout ... Ranked as the No. 4 player in the state by 247Sports, No. 8 by Scout and No. 19 by ESPN ... A three-year starter on the offensive line at Richmond Burton ... Coached by Pat Elder ... Earned a spot on the *Northwest Herald* All-Area first team in 2016 for the second straight season ... Named to the Illinois High School Football Coaches Association Class 4-A All-State team and All-Kishwaukee River Conference team ... Helped Richmond Burton to a 6-4 record with a 5-1 mark in conference play and the program's 10th consecutive Class 4A playoff appearance in 2016 ... Paved the way for the Rockets to score 30 or more points four times ... Added 14 total tackles, one tackle for loss and a half-sack on defense in 2016 ... Helped Richmond Burton advance to the second round of the state playoffs in 2015 ... Was one of 600 players selected to the 2016 U.S. Army All-American Combine in San Antonio ... Chose Arkansas over Louisville, Utah, California, Vanderbilt, Virginia, Illinois, Indiana, Purdue and others.

PERSONAL: Born on Oct. 5, 1998 ... Son of Brad and Nancy Wagner ... Father, Brad, is a former offensive lineman at Western Illinois ... Has three siblings, Bryce, Melanie and Wyatt ... Brother, Bryce, is a junior offensive lineman at Southern Illinois ... Criminal justice major.

RETURNING PLAYERS



DEE WALKER

33

LB | 6-2 | 216 | Sophomore
Moultrie, Ga. | Colquitt County HS

2017 (REDSHIRT FRESHMAN): Saw action in six games, mostly on special teams ... Played 14 defensive snaps ... Totaled seven tackles ... Recorded at least one tackle in 5 of 6 games ... **vs. Florida A&M (Aug. 31):** Saw first action of his career and finished with a season-high three tackles on defense in the fourth quarter.

2016 (FRESHMAN): Redshirted during initial year with the program.

HIGH SCHOOL: A consensus three-star recruit by ESPN, Rivals, Scout and 247Sports ... Ranked as a top 100 outside linebacker in the class by every recruiting service with a best of No. 57 by Rivals ... Rivals also ranked him as the No. 58 player in the state of Georgia ... ESPN ranked him as the No. 64 player in the state of Georgia with a grade of 74 ... Tabbed No. 6 outside linebacker in the state of Georgia and No. 84 overall at the position by Scout ... Registered 96 tackles, nine tackles for loss, five sacks and one forced fumble ... Totaled 13 tackles, including 10 solo, in the GHSA 5A State Championship to help lead Colquitt County to a convincing 30-13 win and a perfect 15-0 record under head coach Rush Propst ... Had double figure tackles in each of the last three games in the playoffs ... Part of a GHSA 5A State Championship team as a junior that posted a 15-0 record ... Played with current Arkansas defensive lineman T.J. Smith ... Chose Arkansas over Tennessee, Kentucky, Louisville, Nebraska, Iowa, Indiana, Colorado State, Kansas, UCF and others.

PERSONAL: Born on Sept. 26, 1997 ... Son of Demetrius Walker Sr. and Pheadra Walker ... Full name is Demetrius Walker II ... Undecided on a major.

WALKER'S CAREER DEFENSIVE STATS

	GP/GS	UT	AT	TOT	TFL	SACK	FF/FR	INT	QBH	BRUP
2017	6/0	2	5	7	0.0	0.0	0/0	0	0	0
TOTAL	6/0	2	5	7	0.0	0.0	0/0	0	0	0



BRIAN WALLACE

60

OL | 6-6 | 320 | Senior
Florissant, Mo. | Christian Brothers College HS

2017 (JUNIOR): Played in 11 games with seven starts ... Seven starts were the last seven games of the season, all at right tackle ... Played 468 snaps ... Allowed three sacks and two quarterback hits across 250 snaps in pass protection ... Flagged just three times ... Part of an offensive line that paved the way for the offense to rush for 200 or more yards in five games ... Helped the offense top the 400-yard mark six times ... **vs. No. 21 Auburn (Oct. 21):** Earned his best game grade (82.2) and top run-blocking grade (86.1) from Pro Football Focus ... **vs. No. 24 Missouri (Nov. 24):** Credited with a season-high pass-blocking grade (82.7) from PFF.

2016 (SOPHOMORE): Played in 12 games and started at right tackle in the last 10 contests ... Played more than 700 snaps ... Part of an offensive line that blocked for 428.4 yards of total offense per game ... Helped the offense log both 200 yards passing and rushing in the same game five times ... Paved the way for Rawleigh Williams III to capture the SEC regular season rushing title with 1,326 yards on the ground, while Austin Allen threw for an SEC-best 3,430 yards ... **vs. Alcorn State (Oct. 1):** Helped pave the way for two 100-yard rushers as Devwah Whaley went for 135 yards and a touchdown, while Williams added 126 yards ... Blocked for 559 yards of total offense, including 353 yards on the ground ... **vs. No. 12 Ole Miss (Oct. 15):** Helped the offense rush for 200 yards and pass for 229 in the win ... 180 yards on the ground came from Williams ... **vs. No. 11 Florida (Nov. 5):** Cleared paths for 223 yards rushing, including 148 and two touchdowns by Williams, against the Gators' top-10 run defense ... Provided time for 243 yards passing and 466 yards of total offense ... **at Mississippi State (Nov. 19):** Paved the way for the fourth-most yards in school history as the offense compiled 661 total yards, including 357 on the ground and 304 in the air ... Part of offensive line that didn't allow a sack, which snapped Mississippi State's seven-game streak with at least one sack ... Cleared paths for Williams' career-high 205 yards rushing and four TDs, as well as Whaley's 112 yards and one score on the ground ... Provided time for Allen to complete 18 of 25 passes for 303 yards and two TDs ... **at Missouri (Nov. 25):** Blocked for 500-plus yards of total offense for the third time, including 348 yards through the air and 155 on the ground ... Helped Williams post his seventh 100-yard rushing game and blocked for Allen to tally his fourth 300-yard passing effort.

2015 (REDSHIRT FRESHMAN): Saw action in three contests.

2014 (FRESHMAN): Redshirted during initial year on campus.

HIGH SCHOOL: A four-star prospect and played in the 2014 US Army All-American Bowl ... Ranked as the top overall prospect in Missouri, the No. 2 offensive tackle in the nation and the 37th-best overall prospect by 247Sports ... ESPN.com and Rivals ranked him as the country's No. 9 offensive tackle and the second-best prospect from Missouri ... Pegged as the No. 96 overall prospect in the country and 126th on the ESPN 300 ... Helped Christian Brothers High School reach a 9-3 overall record, including an undefeated record in district play, and advance to the third round of the 2013 Class 6A state playoffs ... Named first-team all-state and first-team All-Metro Catholic Conference as a senior ... Earned first-team all-conference, second-team all-district and second-team all-metro after helping lead the Cadets to an 11-1 record and the quarterfinal round of the state playoffs in his junior season ... Also participated in the shot put and discus for the track and field team and volunteered at the Center of Creative Arts at the YMCA ... Coached by Scott Pingel ... Chose Arkansas after receiving numerous offers including Alabama, Missouri, Georgia, Iowa, Michigan State and Nebraska.

PERSONAL: Born on Feb. 3, 1996 ... Son of Brian and Leslie Wallace ... Sociology major.



RETURNING PLAYERS



DE'VION WARREN

9

WR | 5-10 | 180 | Sophomore
Monroe, La. | Ouachita Parish HS

2017 SEC ALL-FRESHMAN TEAM (COACHES)

2017 SEC SPECIAL TEAMS PLAYER OF THE WEEK (AT OLE MISS)

2017 (FRESHMAN): Played in all 12 games ... Led the SEC and ranked 13th nationally with a 26.38 kickoff return average ... Returned 29 kicks for 765 yards, which ranks third in single-season school history ... Led the SEC with four 40-plus yard kickoff returns ... Longest kick return was a 100-yard touchdown against **No. 21 Auburn (Oct. 21)** ... Had a kickoff return of 39 or more yards in five of eight SEC games ... **vs. No. 21 Auburn (Oct. 21):** Returned a kickoff in the third quarter 100 yards for a touchdown ... Became the first Razorback since 2014 to return a kickoff for a touchdown ... It was the longest kickoff return for a score since Felix Jones' 100-yard kickoff return in 2006 against Ole Miss ... It also equaled the longest touchdown in Arkansas history ... **at Ole Miss (Oct. 28):** Earned SEC Special Teams Player of the Week after he totaled 141 yards of kickoff returns, good for the 11th-most in program single-game history ... Broke his second-longest return of the season in the fourth quarter, going for 45 yards.

HIGH SCHOOL: A four-star prospect by ESPN ... Ranked as the No. 18 player in Louisiana by ESPN ... Tabbed as the No. 5 athlete in Louisiana and the No. 28 athlete in the south by Scout ... Rated as the No. 34 athlete in the class by ESPN ... Listed as the No. 37 player in the class by 247Sports ... A three-year letterman at Ouachita Parish High School ... A three-time all-district selection and two-time all-northeast honoree ... Named a Louisiana Sports Writer's Association All-State Class 5A honorable mention as a senior in 2016 ... Earned a spot on the Central Louisiana All-District first team ... Was responsible for 39 total touchdowns ... Tallied 1,361 yards on the ground ... Completed 57 of 128 passes against just one interception for 1,022 yards ... Had 317 total yards and seven touchdowns in a 54-35 win against Natchitoches (La.) Central High School ... Followed that performance with 136 rushing yards and six touchdowns against Alexandria (La.) High School ... Rushed 26 times for 215 yards and four TDs against Ruston ... As a junior in 2015, played quarterback and had more than 2,200 yards of total offense and 27 TDs ... Threw for 235 yards and three scores as a sophomore in 2014 ... Also rushed for 628 yards and six TDs ... Coached by Jeff Fitzgerald ... Chose Arkansas over Colorado State.


PERSONAL: Born on Nov. 1, 1998 ... Son of Roxanne and Lavell Warren ... Has a younger brother, Jakob ... Undecided on a major.

WARREN'S CAREER RECEIVING/RUSHING STATS

	GP/GS	RECEIVING				RUSHING					
		REC	YDS	AVG	TD	LNG	RUSH	YDS	AVG	TD	LNG
2017	12/0	1	5	5.0	0	5	2	10	5.0	0	6
TOTAL	12/0	1	5	5.0	0	5	2	10	5.0	0	6

WARREN'S CAREER KICK RETURN STATS

	GP/GS	RET	YDS	AVG.	TD	LG
2017	12/0	29	765	26.4	1	100
TOTAL	12/0	29	765	26.4	1	100



ARMON WATTS

90

DL | 6-5 | 298 | Senior
St. Louis, Mo. | Christian Brothers College HS

2017 FALL SEC ACADEMIC HONOR ROLL

2014-15 FIRST-YEAR SEC ACADEMIC HONOR ROLL

2017 (JUNIOR): Saw action in five games ... Recorded four tackles.

2016 (SOPHOMORE): Made a tackle in his lone game played at Mississippi State (Nov. 19).

2015 (REDSHIRT FRESHMAN): Saw action in 11 games ... Made two tackles.

2014 (FRESHMAN): Redshirted during initial year with the program.

HIGH SCHOOL: A three-star prospect according to ESPN, Rivals, Scout and 247Sports ... Received a scouting grade of 85 from 247Sports and a grade of 78 from ESPN ... Ranked as the No. 10 prospect from Missouri and the No. 61 defensive tackle in the country by ESPN ... Ranked 54th among the nation's defensive tackles ... Helped Christian Brothers High School to a record of 9-3 in 2013, including an undefeated season in district play ... Christian Brothers also advanced to the third round of the Class 6A state playoffs as he tallied 66 tackles, including 14.5 for loss with five sacks ... As a junior, he recorded 57 tackles, including five for loss with four sacks, and one fumble recovery as the Cadets finished 11-1 and advanced to the quarterfinal round of the state playoffs ... Also played basketball and soccer ... Coached by Scott Pingel ... Chose Arkansas over numerous offers, including Missouri, Kentucky, Cincinnati and Wisconsin.

PERSONAL: Born on July 22, 1996 ... Son of Dereck Watts and Glenda Williams ... Recreation and sport management major.

WATTS' CAREER DEFENSIVE STATS

	GP/GS	UT	AT	TOT	TFL	SACK	FF/FR	INT	QBH	BRUP
2015	11/0	2	0	2	0.0	0.0	0/0	0	1	0
2016	1/0	0	1	1	0.0	0.0	0/0	0	0	0
2017	5/0	2	2	4	0.0	0.0	0/0	0	0	0
TOTAL	17/0	4	3	7	0.0	0.0	0/0	0	1	0

RETURNING PLAYERS



DEVAH WHALEY

21

RB | 5-11 | 209 | Junior
Beaumont, Texas | Central HS

2017 (SOPHOMORE): Started 11 of 12 games played ... Finished as the team's second leading rusher with 559 yards and seven touchdowns on 127 carries ... More than doubled his rushing touchdowns from his freshman season ... Caught eight passes for 56 yards and a score ... Longest run was 33 yards ... Recorded one 100-yard rushing game (119 vs. New Mexico State) ... Tied for the team lead in total touchdowns (8) ... One of two SEC running backs to score a touchdown rushing or receiving in each of the last six regular season games ... Recorded 28 first down runs, 13 for 10+ yards and five for 20+ yards ... 6 of 7 rushing touchdowns came from inside the red zone ... 9 of 14 runs on third down resulted in a first down ... **vs. Florida A&M (Aug. 31):** In his first career start, scored his fourth career rushing touchdown from five yards out for Arkansas' first points of the season ... **vs. New Mexico State (Sept. 30):** Rushed a season-high 19 times for a game-high 119 yards and a touchdown ... It marked his third career 100-yard rushing game and first since the 2016 season ... Broke a 33-yard run, his longest of the season ... **at Ole Miss (Oct. 28):** Took a screen pass 12 yards for his first career receiving touchdown on the Hogs' first offensive drive ... Rushed 12 times for 52 yards.

2016 (FRESHMAN): Played a key role in the backfield and saw time in all 13 games ... Rushed 110 times for 602 yards and three touchdowns ... Averaged 5.5 yards per carry to rank fourth among SEC freshmen running backs with at least 100 attempts ... Added six receptions for 139 yards ... Became just the fourth Razorback in school history to record two 100-yard rushing games as a freshman ... Rushed for 50 or more yards in seven games ... Flashed explosiveness with runs for 75, 50, 34 and 30 yards and receptions for 43, 26, 26 and 23 yards ... Found the end zone on runs for 75 and 30 yards ... 28 runs converted first downs ... Ripped off 19 runs for 10-plus yards, including four for 20 or more ... Posted a 30-plus yard run in each of the last three regular season games ... Had a 10-plus yard run in eight games ... **vs. Alcorn State (Oct. 1):** Burst onto the scene with a season-high 135 yards and a touchdown on nine carries to average 15.0 yards per carry ... Dashed 75 yards for a TD on his first touch of the game in the first quarter ... Five of his nine carries resulted in a first down ... His 135 yards were the most by a Razorback freshman since Alex Collins rushed for 172 yards against Samford in 2013, while his 75-yard score was the team's longest play of the season and the longest scoring rush by a freshman running back in school history since Felix Jones scored from 80-yards out against Missouri State in 2005 ... **vs. No. 11 Florida (Nov. 5):** Accounted for 135 yards of total offense with 66 on the ground and 69 through the air ... Produced 73 (30 rushing and 43 receiving) of the offense's 91 yards on its first quarter scoring drive that gave the team a 14-0 lead ... Turned his first career reception in the first quarter into a 43-yard gain on a screen play, while his second in the fourth quarter went for 26 yards as both drives resulted in points ... Four of his 14 rushes went for 10 or more yards ... Totaled six first downs, highlighted by four on the ground ... **at Mississippi State (Nov. 19):** Topped the 100-yard rushing barrier for the second time with 112 yards and one touchdown on a career-high 19 carries ... Had four runs of 10 or more yards, highlighted by a 50-yard run in the second quarter ... Seven of his 19 carries resulted in a first down ... Combined for 317 yards rushing with Rawleigh Williams III (205) ... It marked the second time on the season and 40th time in school history that Arkansas produced multiple 100-yard rushers in the same game ... **at Missouri (Nov. 25):** Broke free for a 30-yard TD run late in the first quarter.

HIGH SCHOOL: A consensus four-star recruit by ESPN, Rivals, Scout and 247Sports ... Selected Arkansas live on ESPN during the Under Armour All-America game ... Ran for 47 yards on 12 carries in the 27-0 Team Highlight win over Team Armour ... Rated as the No. 3 running back in the nation by 247Sports with a grade of 94 ... ESPN 300 prospect at No. 70 overall and the No. 6 running back in the class ... Also rated as the No. 11 player in the state of Texas by ESPN ... Finished with a No. 3 overall running back ranking and the No. 15 player in the state of Texas by 247Sports Composite, a combined index of national recruiting rankings ... Consensus top seven running back in the class of 2016 by every recruiting service ... Tabbed as the No. 2 running back in the state of Texas and the No. 117 overall prospect by Scout ... Earned the No. 5 running back ranking and No. 167 overall by Rivals ... Finished at No. 14 in the *American-Statesman* Fabulous 55 of Texas' top recruits ... Ran for over 2,500 yards in two seasons ... Earned All-District 22-5A first team honors as a senior ... Rushed for 1,701 yards and 23 touchdowns as a senior at Central High School under head coach Toby Foreman ... Chose Arkansas over Alabama, Ole Miss, Georgia, Tennessee, Texas A&M, Mississippi State, Texas, Oklahoma, Baylor, TCU, Notre Dame, Stanford, Texas Tech, Houston, Miami (FL), Missouri, Arizona State, Memphis and others.

PERSONAL: Born on Nov. 3, 1997 ... Son of Steven and Mary Haynes ... Has six siblings ... Recreation and sport management major.

WHALEY'S CAREER RUSHING/RECEIVING STATS

	GP/GS	RUSHING					RECEIVING				
		RUSH	YDS	AVG	TD	LNG	REC	YDS	AVG	TD	LNG
2016	13/0	110	602	5.5	3	75	6	139	23.2	0	43
2017	12/11	127	559	4.4	7	33	8	56	7.0	1	20
TOTAL	25/11	237	1,161	4.9	10	75	14	195	13.9	1	43



RETURNING PLAYERS



MALEEK WILLIAMS

23

RB | 5-11 | 223 | Redshirt Freshman
Punta Gorda, Fla. | Charlotte HS

2017 FALL SEC ACADEMIC HONOR ROLL

2017 (FRESHMAN): Redshirted during initial year with the program.

HIGH SCHOOL: Enrolled in January 2017 and participated in spring practice ... Rated a four-star prospect and the No. 33 running back in the class of 2017 by ESPN with a scout grade of 80 ... ESPN also tabbed him as the No. 57 player in the state of Florida ... Ranked the No. 14 running back in Florida by Scout ... Graded out as the No. 47 running back in the class in the 247Sports composite ranking ... Coached by Binky Waldrop ... Finished his career with 38 rushing touchdowns and eight 100-yard games ... Named the Suncoast Sports All-Area Player of the Year as a senior in 2016 ... Also named to the FACA All-District 18 Class 7A team ... Rushed for an area-leading 1,294 yards with 24 touchdowns en route to leading Charlotte High School to their first state semifinal appearance since 2002 ... Topped the 100-yard mark on the ground five times with seven multi-touchdown performances ... As a junior, he rushed for 664 yards and 12 touchdowns behind Elijah Mack, who is currently at South Florida ... Also ran track and clocked the fastest times in the state in both the 100m (10.85) and 200m (22.39) events as a freshman ... Chose Arkansas over Tennessee, Oregon, Kentucky, North Carolina, Colorado, Illinois, South Florida, Minnesota, Purdue and others.

PERSONAL: Born on November 3, 1998 ... Son of Michelle Stanford and Cosmo Williams ... Has a younger brother, Chad ... Communication major.



BRENDEN YOUNG

37

DB | 6-1 | 198 | Junior
Little Rock, Ark. | Ouachita Baptist University

2017 (SOPHOMORE): Saw action on special teams in five games and totaled two tackles.

2015 (OUACHITA BAPTIST UNIVERSITY): Appeared in 11 games ... Recorded nine tackles, one quarterback hurry and one interception as a freshman at Ouachita Baptist.

HIGH SCHOOL: Earned all-state honors at safety as Bryant High School's leader in tackles with 88, including five on special teams ... Recorded one interception and six pass breakups ... Led Bryant to a 9-2-1 overall record during his senior season, a second-place finish in Class 7A/6A Central and a trip to the second round of the playoffs ... Played for the East team in the Arkansas High School Coaches Association All-Star Game ... Coached by Paul Calley ... Also earned all-state honors in track.

PERSONAL: Born on Nov. 11, 1996 ... Son of Gibion and Chavelia Young ... Has two siblings: Daelyn and Joseph ... Recreation and Sports Management major.

YOUNG'S CAREER DEFENSIVE STATS

	GP/GS	UT	AT	TOT	TFL	SACK	FF/FR	INT	QBH	BRUP
2017	5/0	1	1	2	0.0	0.0	0/0	0	0	0
TOTAL	5/0	1	1	2	0.0	0.0	0/0	0	0	0

NEWCOMERS



COURTRE ALEXANDER 19

DL | 6-5 | 239 | Freshman
Owasso, Okla. | Owasso HS

HIGH SCHOOL: Consensus three-star prospect by 247Sports, ESPN and Rivals ... Ranked as the nation's No. 48 player, No. 44 weak-side defensive end and the No. 13 player in Oklahoma, per the 247Sports Composite ... Considered the No. 11 player in the state and No. 58 defensive end in the class according to ESPN ... No. 21 prospect in *The Oklahoman's* Super 30 rankings ... Named to the 2017 All-World first team ... Also earned all-district honors from the Tulsa World ... Helped lead Owasso to Oklahoma's Class 6A-1 state title with 53 tackles, 4.5 sacks, two interceptions and two fumble recoveries as a senior ... The Rams became the first team since 1995 other than Jenks or Tulsa Union to win the championship in Oklahoma's largest classification ... In the 21-14 win over Union in the championship game, had an important 4th-and-1 stop that turned the ball over on downs and had a red-zone tackle for loss that preceded a missed field goal ... Had a key interception and a sack in a 21-0 win over Jenks in the semifinals, and scored on a 35-yard fumble return against Westmoore in the quarterfinals ... Had 60 tackles as a junior ... Also played basketball at Owasso ... Coached by Bill Blankenship ... Chose Arkansas over Texas and others.



LADARRIUS BISHOP 15

DB | 6-0 | 196 | Freshman
Ashdown, Ark. | Ashdown HS

HIGH SCHOOL: A four-star recruit according to Rivals ... Rated as the No. 2 player in the state of Arkansas and the No. 28 cornerback in the nation by Rivals ... Three-Star prospect by ESPN and 247Sports ... Rated by 247Sports Composite rankings as the No. 5 player in the state and No. 49 cornerback nationally ... Ranked as the No. 69 cornerback nationally by ESPN ... Played in the Offense-Defense All-American Bowl in New Orleans on Dec. 29 ... Clocked under 4.4 in the 40-yard dash ... As senior, rushed for 249 yards and three TDs on just 25 carries ... Added 29 receptions for 485 yards and five touchdowns ... Averaged 13.6 yards per touch on offense ... Had nine tackles and two interceptions on defense ... As a junior, registered 36 tackles, one INT and five pass breakups ... Added 406 receiving yards and four TDs to go along with 136 rushing yards and one TD ... Chose Arkansas over Florida, Mississippi State, Oklahoma State, Baylor, Memphis, Purdue, Illinois, Iowa State and others.



RAKEEM BOYD 5

RB | 6-0 | 200 | Sophomore
Stratford, Texas | Independence (Kan.) CC

HIGH SCHOOL: No. 3 JUCO running back nationally, according to 247Sports ... Out of high school, was a four-star prospect by ESPN and Rivals, ESPN top 300 recruit, consensus top-25 running back with a best of No. 8 by Rivals ... Rushed for 1,211 yards and 14 touchdowns in 10 games at Independence in 2017, posting 6.3 yards per carry ... Averaged 121.1 yards rushing per game ... Topped 100-plus yards on the ground in five games, highlighted by a 215-yard performance at Northeastern Oklahoma A&M College and a 303-yard effort against Coffeyville Community College ... In the regular-season finale on Nov. 11, rushed for 303 yards and a touchdown on 34 carries ... In the Midwest Classic Bowl on Dec. 3, had 215 yards and three scores on 35 carries and was named offensive MVP of the game ... Logged a rushing touchdown in six games and multiple touchdowns in four games ... Posted a season-high four rushing touchdowns against Ellsworth Community College ... Rushed for 6,436 yards and 80 touchdowns in his high school career ... Helped Stratford reach the state semifinals in 2013 and the regional quarterfinals in 2014 and 2015 ... Named the District 19-5A Overall MVP as a senior in 2015 ... Was the District 19-5A Co-MVP as a junior and ran for 2,519 yards and 29 touchdowns on 246 carries, averaging over 10 yards per carry in 2014 ... Earned First-Team All-State honors from the Texas Sports Writers Association ... Earned first-team all-district honors and Associated Press All-State Honorable Mention honors as a sophomore in 2013 ... Rushed for 1,621 yards and 19 scores ... Saw time on varsity as a freshman in 2012 ... Coached by Eliot Allen at Stratford High School ... Spent his freshman season at Texas A&M before transferring to Independence ... Out of high school chose Texas A&M over Arizona State, Michigan, Missouri and Nebraska ... Chose Arkansas over offers from Arizona State and Colorado.



BILLY FERRELL 99

DL | 6-3 | 343 | Freshman
Fordyce, Ark. | Fordyce HS

HIGH SCHOOL: Consensus three-star prospect by ESPN, Rivals and 247Sports ... Ranked the No. 53 defensive tackle in the nation and the No. 7 player in the state of Arkansas by Rivals ... Displayed his athleticism as a senior at Fordyce with 63 tackles, including 8.0 for loss, four forced fumbles and two fumble recoveries on defense to go along with 12 kick returns for 419 yards ... Also added 136 yards rushing and three touchdowns ... As a junior, he registered 37 tackles, 6.0 tackles for loss, four sacks for the Redbugs ... Hauled in six receptions for 68 yards and three touchdowns ... Also played first base for Fordyce's baseball team ... Chose Arkansas over Alabama, Wisconsin, Louisville, Memphis, Colorado State and others.

NEWCOMERS



JOSEPH FOUCHA

17

DB | 5-11 | 198 | Freshman
New Orleans, La. | McDonogh 35 HS

HIGH SCHOOL: Consensus three-star recruit by 247Sports, ESPN and Rivals ... Listed as the No. 548 ranked overall player in the nation, No. 21 ranked player in Louisiana and No. 43 safety according to 247Sports ... Considered the No. 18 player in Louisiana and No. 33 safety by Rivals ... Named to the 2017 LSWA All-State Class 4A Football Team as a senior ... Had 68 tackles, five interceptions, six forced fumbles, four fumble recoveries and 15 pass breakups ... As a junior, had 59 tackles, six interceptions, four forced fumbles, two fumble recoveries and scored five touchdowns in 2016 as a tremendous weapon in the kick return game as well ... Coached by Wayne Reese ... Chose Arkansas over Alabama, Auburn, Texas A&M, LSU, Tennessee, Mississippi State, Ole Miss, Vanderbilt, Texas, Florida State, Michigan, TCU, Baylor, Oregon, Virginia Tech, Arizona and others.



NICHOLAS FULWIDER

48

DL | 6-7 | 260 | Freshman
Tyrone, Ga. | Sandy Creek HS

HIGH SCHOOL: Three-star recruit by ESPN, 247Sports and Rivals ... Top-100 player in Georgia by ESPN (No. 73), Rivals (No. 78) and 247Sports (No. 90) ... No. 36 ranked weak-side defensive end in the class by Rivals and the No. 34 strong-side defensive end by 247Sports ... Had 33 tackles, including a sack and four quarterback hurries as a senior in 2017 ... Recorded a strip sack and 4.0 tackles for loss in a 38-0 victory against Creekside ... Recorded 46 tackles and nine sacks as a junior in 2016 ... Chose Arkansas over Mississippi State, Ole Miss, Wisconsin, West Virginia, North Carolina, Duke, Georgia Tech, Iowa State, Iowa, Louisville, Minnesota and others.



NOAH GATLIN

73

OL | 6-7 | 293 | Freshman
Jonesboro, Ark. | Jonesboro HS

HIGH SCHOOL: Consensus three-star recruit by 247Sports, ESPN and Rivals ... Rated the No. 793 overall player in the nation, the No. 62 offensive tackle in the class and the No. 8 prospect in Arkansas per the 247Sports Composite ... Considered the No. 75 offensive tackle and the No. 8 player in Arkansas by ESPN ... A three-year varsity starter ... Part of an offensive line that helped Jonesboro average 44.2 points per game over the last two seasons ... As a senior, graded at 88 percent and had 11 pancake blocks ... Helped pave the way for the Hurricane to total 2,395 yards rushing and average 6.8 yards per carry ... Provided time for his quarterbacks to throw for 2,711 yards and 31 touchdowns ... As a junior, blocked for 2,189 yards rushing and 29 TDs on the ground ... Part of an offensive line that cleared paths for Jonesboro to average 6.5 yards per carry ... Also provided time for his quarterbacks to total 3,418 yards and 46 TDs through the air ... Coached by Randy Coleman ... Chose Arkansas over Mississippi State, Arizona State, Texas Tech, Virginia, Iowa State, Indiana and others.




DORIAN GERALD

5

DL | 6-3 | 260 | Junior
Florence, S.C. | College of the Canyons (Calif.)

HIGH SCHOOL: Four-star prospect per ESPN ... Rated the No. 1 defensive end in the country by ESPN and the No. 4 overall player on the ESPNJC50 list ... Considered the No. 1 strongside defensive end by 247Sports ... No. 17 overall JUCO prospect in the nation by 247Sports ... Totaled 96 tackles, including 43.0 for loss and 22.0 sacks, over the last two seasons ... Also broke up five passes, forced six fumbles and recovered two fumbles ... Collected 42 tackles, including 19.0 for loss and 10.0 sacks, to go along with two PBUs, two fumbles forced and one fumble recovered in 10 games played in 2017 ... In 2016, posted 54 tackles, including 24.0 for loss and a conference-best 12.0 sacks, in addition to four breakups, four fumbles forced and one fumble recovered ... Earned first-team SCFA All-Conference honors ... Was the all-time sack leader when he left West Florence High School ... Chose Arkansas over Florida, Florida State, Georgia, LSU, Miami, Nebraska, Oklahoma, South Carolina, Tennessee and others.

NEWCOMERS



JOHN STEPHEN JONES 9

QB | 5-11 | 194 | Freshman
Dallas, Texas | Highland Park HS

HIGH SCHOOL: Rated a three-star prospect by 247Sports and ESPN ... Ranked the No. 42 pro-style quarterback in the class and the No. 154 overall recruit from the state of Texas, according to the 247Sports ... Completed 505 of 777 passes for 7,965 yards, 90 touchdowns and 12 interceptions and ran 265 times for 674 yards and 19 touchdowns during his career at Highland Park ... As a senior, led Highland Park to a second straight state title in December ... Finished the season with 5,200 total yards and 71 touchdowns, and was voted District 15-5A MVP, all-state honorable mention and won the 2017 Landry Award ... Finished with 564 yards and four touchdowns on 37-of-58 passing in the 53-49 win over Manvel at AT&T Stadium, becoming the first player to throw for more than 500 yards in a University Interscholastic League championship game and setting title-game records for completions and attempts ... Led his team on a nine-play drive that included a 4th-and-15 conversion and concluded with a go-ahead touchdown pass, his 61st of the season with 34 seconds remaining ... Named the Offensive MVP of the state championship game, the *Dallas Morning News SportsDay* Area Offensive Player of the Year and the Built Ford Tough Class 5A Player of the Year in Texas ... Is the grandson of Dallas Cowboys owner Jerry Jones, who was a co-captain on Arkansas' 1964 national title team ... His father, Stephen Jones, also played for the Razorbacks and is the Cowboys vice president ... Coached by Randy Allen at Highland Park ... Chose Arkansas over Texas Tech, SMU and others.



ISAIAH NICHOLS 93

DL | 6-3 | 273 | Freshman
Springdale, Ark. | Springdale HS


HIGH SCHOOL: Consensus three-star prospect by ESPN, Rivals and 247Sports as both a strong-side defensive end and defensive tackle ... Rated the No. 6 player in the state of Arkansas by ESPN and the No. 59 defensive tackle in the class ... 247Sports Composite ranking tabbed him the No. 37 ranked strong-side defensive end and No. 8 player in the state ... Coached by Zak Clark at Springdale High School ... Produced a staggering 43 tackles for loss his final two seasons ... Finalist for the Hooten's Arkansas Football Class 7A/6A Defensive Player of the Year ... Despite being double and triple-teamed as a senior, he finished with 73 tackles, 30.5 tackles for loss, 8.5 sacks and 49 quarterback hurries ... As a junior, he totaled 54 tackles, 12.5 tackles for loss and 2.5 sacks ... Chose Arkansas over Mississippi State, Missouri, NC State, Kansas State, Iowa State, UCF, Memphis, Louisiana Tech, Kansas, Tulsa and others.



MYLES MASON 18

DB | 6-2 | 208 | Freshman
Trussville, Ala. | Hewitt-Trussville HS

HIGH SCHOOL: Four-star recruit by ESPN ... Top-15 prospect in Alabama by ESPN (No. 10), 247Sports (No. 13) and Rivals (No. 16) ... No. 21 ranked safety in the class by ESPN and No. 29 by 247Sports ... No. 431 ranked player in the nation by 247Sports Composite ... Helped Hewitt-Trussville to an 11-0 overall record and 7-0 mark in region play as a senior in 2017 ... Tallied 41 tackles, two pass breakups on defense and five touchdowns on offense, while missing four games due to injury ... Rushed 30 times for 277 yards and five touchdowns ... Had a rushing TD in four games, including a two-score effort in a 49-7 season-opening win against Grissom ... Turned in five stops, including 2.0 for loss, in a 45-13 win against James Clemens ... Logged a season-high 13 solo tackles in a 45-35 win against Florence ... Coached by Josh Floyd ... Played his freshman, sophomore and junior seasons at Pleasant Grove before transferring to Hewitt-Trussville ... Played running back, receiver and defensive back for the majority of his career at Pleasant Grove ... Had 84 tackles on defense as a junior ... Helped lead the Spartans to a state championship runner-up spot en route to second-team all-state honors as a freshman in 2014 ... Chose Arkansas over Alabama, Auburn, LSU, Mississippi State, Tennessee, Florida State and others ... His father, Larry, played at Southern Miss and Troy, and professionally in USFL (Jacksonville Bulls), Canadian Football League (Calgary Stampeders) and NFL (Cleveland Browns and Green Bay Packers) in the 1980s and early 1990s.



CONNOR NOLAND 13

QB | 6-2 | 207 | Freshman
Greenwood, Ark. | Greenwood HS

HIGH SCHOOL: Four-star prospect by ESPN and rated the No. 243 overall in the ESPN300 ... Consensus top three player in the state of Arkansas by ESPN, Rivals and 247Sports ... Rated as the No. 2 player in Arkansas by ESPN and 247Sports ... Graded as the No. 14 pocket passer by ESPN ... Four-star recruit, No. 333 nationally and the No. 12 pro-style quarterback by the 247Sports Composite ranking ... Coached by Rick Jones at Greenwood HS ... Threw for 61 touchdowns and 5,768 yards in his career at Greenwood ... Played in the Blue-Grey All-American Bowl at AT&T Stadium in Arlington, Texas ... Led the Bulldogs to a perfect 13-0 record and a Class 6A state title as a senior ... Threw for 304 and four touchdowns on 20 of 27 passing in Greenwood's 52-14 win over Pine Bluff in the state title game ... Named the Hooten's Arkansas Football Class 7A/6A Offensive Player of the Year ... Completed 225 of 333 passes for 2,801 yards and 34 touchdowns in 2017 ... Added 239 yards rushing and five touchdowns ... As a junior, he completed 151 of 229 passes for 2,095 yards, 18 touchdowns ... Rushed 122 times for 553 yards ... Helped lead Greenwood to a 12-1 record ... As a sophomore, he completed 73 of 103 passes for 872 yards and 9 touchdowns with 431 rushing yards and four touchdowns ... Chose Arkansas over Texas A&M, Ole Miss, Missouri, Kentucky, Penn State, UCLA, North Carolina, Memphis and others.

NEWCOMERS



ANDREW PARKER

28

LB | 6-2 | 238 | Freshman
New Orleans, La. | Sophie B. Wright HS

HIGH SCHOOL: Consensus three-star prospect by 247Sports and ESPN ... Ranked as the No. 33 inside linebacker, and the No. 34 player in Louisiana, according to 247Sports ... Rated the No. 60 player in the state and the No. 49 inside linebacker in the country by ESPN ... Played on both sides of the ball ... Lined up at both inside and outside linebacker as a senior in 2017 ... Named to Louisiana Sportsline's 9-3A All-District Team ... Credited with 107 tackles, 26.0 tackles for loss, three forced fumbles and one recovered fumble while rushing for 275 yards and a touchdown on 14 carries ... Chose Arkansas over Texas A&M, Texas, TCU and others.




BUMPER POOL

16

LB | 6-2 | 223 | Freshman
Lucas, Texas | Lovejoy HS

HIGH SCHOOL: Four-star recruit by 247Sports and Rivals ... No. 236 ranked overall prospect by 247Sports ... No. 12 inside linebacker in Texas by 247Sports and No. 14 according to Rivals ... Top-40 player in Texas by 247Sports (No. 27) and Rivals (No. 37) ... Recorded more than 300 tackles in his four-year career at Lovejoy ... As a senior, totaled 166 tackles (108 solo), recorded 14.0 tackles for loss, broke up four passes, forced three fumbles, had three interceptions and blocked one PAT ... Also was used in a wildcat role on offense and found the end zone six times ... Tallied 12 tackles, blocked a PAT, broke up a pass and returned an interception 42 yards for a touchdown in a 63-15 win over Forney ... Registered 30 tackles over the first three games of the season ... Ran for 51 yards and two touchdowns on nine carries in a 45-29 win over Sulphur Springs ... Accepted an invitation to participate in The 88 Offense-Defense All-American Bowl featuring 88 of the top high school recruits in the 2018 class ... Among 51 players on the Butkus Award's high school watch list ... Named the linebacker MVP out of 31 other prospects at his position at the Nike Football The Opening Regional Dallas ... As a junior in 2016, had 110 tackles, 6.0 tackles for loss, two pass deflections, one pass breakup, one interception, one forced fumble and one recovered fumble ... Earned a spot on the 15-5A Football All-District second team ... As a sophomore in 2015, collected 148 tackles, 18.0 tackles for loss, 4.0 sacks, a quarterback hurry, six pass breakups, five forced fumbles and two recovered fumbles ... Coached by Todd Ford ... A four-sport athlete who also wrestled, played golf and competed in track ... Chose Arkansas over Alabama, LSU, Texas A&M, USC, Michigan, Oklahoma State, TCU, Arizona, Maryland and SMU.



SILAS ROBINSON

75

OL | 6-4 | 304 | Freshman
Yoakum, Texas | Yoakum HS

HIGH SCHOOL: Three-star recruit by ESPN and Rivals ... No. 80 ranked offensive guard by ESPN ... No. 176 ranked player in Texas by ESPN ... As a senior, paved the way for 4,262 yards on the ground, including two 1,000-yard rushers ... Blocked for a rushing attack that averaged 304.4 rushing yards per game and 9.2 yards per carry ... Cleared paths for three different players, who combined for 11 100-yard rushing games ... Part of an offense that produced 5,565 yards of total offense for a 397.5 per-game average ... Yoakum racked up 56 rushing touchdowns and grounded out 300 or more yards in eight different games ... The Bulldogs scored 30 or more points in 11 of 14 games and racked up 40-plus five times ... Helped his offense rush for a season-high 665 yards and eight touchdowns on 33 carries in the 56-28 win over Giddings ... Yoakum rushed for 467 yards in a 40-7 Class 3A, Division I quarterfinal playoff win over Goliad to send the Bulldogs into the semifinals for the second straight year ... Helped the Bulldogs to a 13-1 record with a 6-0 mark in district play and advance to Texas' Class 3A D-I semifinals ... As a junior in 2016, earned first-team all-state honors at offensive tackle from the Texas Sports Writers Association after grading out at 96 percent with 111 knockdown blocks and not allowing a sack during the Bulldogs' run to the Class 3A, Division I state final ... Also played on the defensive line and had 79 tackles and six sacks ... Part of an offense that averaged 339.8 yards per game ... Paved the way for an offense that rushed for 4,075 yards with a 254.7 per-game average and 47 touchdowns ... Provided time for his quarterback to throw for 1,362 yards and 20 touchdowns ... Cleared paths for a 1,000-yard rusher and three players who combined for nine 100-yard games on the ground ... As a sophomore in 2015, landed on the Texas Associated Press Sports Editors Class 4A All-State first team ... Opened holes for five players to combine for 34 rushing touchdowns ... Chose Arkansas over Virginia, Brigham Young, Rice, Army, Texas State and others ... His father, Bo Robinson, is the head coach and athletic director at Yoakum and played football at Texas and was an All-SWC defensive end for the Longhorns in 1992 ... His late grandfather Wendell played center at Oklahoma and was long-time high school coach and is in the Texas High School Hall of Fame.

NEWCOMERS



RYAN WINKEL

71

OL | 6-6 | 286 | Freshman
Memphis, Tenn. | Christian Brothers HS

HIGH SCHOOL: A three-star prospect according to the 247Sports Composite ... No. 32 ranked player in the state of Tennessee and the No. 96 offensive tackle in the class by 247Sports ... Named a first-team all-state selection in Division II-AAA and a first-team *Commercial Appeal* all-metro pick as a senior ... Helped Christian Brothers to a 12-1 record ... Part of an offensive line that paved the way for 2,417 rushing yards, including one 1,000-yard rusher, and 34 rushing touchdowns ... Cleared paths for the Purple Wave to top the 200-yard rushing mark six times, highlighted by three 300-plus yard games ... Blocked for a rushing attack that averaged 6.2 yards per carry ... Provided time for his quarterbacks to throw for 1,312 yards and 13 touchdowns ... As a junior, started every game in his first season with Christian Brothers and made first-team all-region and all-conference ... Played at Bearden High School in Knoxville at the varsity level during his freshman and sophomore seasons ... Earned first-team honorable mention honors as a sophomore ... Played in six games as a freshman ... Chose Arkansas over Mississippi State, Tennessee, Nebraska, Northwestern, Virginia, UCF and others.



MICHAEL WOODS

8

WR | 6-1 | 190 | Freshman
Magnolia, Texas | Magnolia HS

HIGH SCHOOL: Three-star recruit by ESPN and 247Sports ... No. 464 ranked overall player in the class by 247Sports ... No. 58 ranked prospect in Texas by 247Sports ... No. 74 ranked wide receiver by 247Sports ... For his career, recorded 155 receptions for 2,988 yards and 41 touchdowns to go with three touchdowns on the ground in 31 games played ... Averaged 19.3 yards per catch and 96.4 yards per game ... Longest catch was 75 yards twice ... Posted 1,000-yard receiving seasons in his junior and senior seasons ... Also returned punts and kicks ... Totaled 527 kickoff return yards and 193 punt return yards ... Racked up 3,832 all-purpose yards for a 123.6 per-game average ... Logged 10 100-plus yard receiving games, including three with 200-plus yards, in three seasons ... As a senior in 2017, helped Magnolia to a 6-3 record with a 5-2 mark in conference play ... Caught 51 passes for 1,018 yards and 15 touchdowns ... Averaged 20.0 yards per reception and 101.8 per game ... Topped the century mark through the air four times ... Caught a touchdown pass in eight of 10 games ... Posted four multi-touchdown catch games ... Had a season-high 269 yards and four receiving touchdowns on nine catches to go with a rushing score in the season opener against A&M Consolidated ... Longest catch of the season was 74 yards against Waller ... As a junior in 2016, named to the Texas Sports Writers Association All-State third team ... First-team All-Montgomery County selection ... Posted career highs in catches (75) and receiving yards (1,456) and touchdown catches (21) ... Tallied five 100-plus yard receiving games, including two with 200-plus yards ... Averaged 121.3 receiving yards per contest ... Recorded seven multi-touchdown catch games ... Had a 50-plus yard catch in seven games ... Set single-game career highs in receptions (18) and receiving yards (291) and caught four TD passes in a 75-54 win vs. Tomball ... Had 29 receptions for 514 yards and five scores as a sophomore in 2015. Chose Arkansas over Vanderbilt, Washington State, Colorado State, Houston, Iowa State, Louisiana Tech, Minnesota, Northwestern, Rice, SMU, Texas Tech and others.

GAME 1: FLORIDA A&M



FLORIDA A&M (1-1)7
 ARKANSAS (1-0) 49

August 31, 2017 | Little Rock, Ark.
 War Memorial Stadium | Time: 7:06 p.m. | Attendance: 36,055
 TV: SEC Network > Tom Hart (BPB), Jordan Rodgers (Analyst) & Cole Cubelic (Sideline)

FLORIDA A&M

RUSHING	Att.	Gain	Lost	Net	TD	Long	Avg.
Ricky Henrilus	11	33	3	30	0	9	2.7
Chris Faddoul	1	26	0	26	0	26	26.0
Azende Rey	4	12	0	12	0	4	3.0
Tevin Spells	4	12	1	11	0	6	2.8
Devin Bowers	1	3	0	3	0	3	3.0
Kareem Smith	1	2	0	2	0	2	2.0
Vince Jeffries	9	18	22	-4	0	10	-0.4

PASSING	Comp.	Att.	Yds	TD	Int	Long	Sack
Vince Jeffries	14	27	95	1	0	23	3
Tahj Tolbert	0	2	0	0	0	0	0

RECEIVING	No.	Yds	TD	Long
Brandon Norwood	6	54	1	23
Kareem Smith	3	20	0	10
Chaviss Murphy	2	10	0	6
Desmond Noird	1	5	0	5
Hans Supre	1	3	0	3
Chad Hunter	1	3	0	3

PUNTING	No.	Yds	Avg.	Long	120	50+
Chris Faddoul	8	312	39.0	54	1	1

FIELD GOALS	Made	Att.	Long	Kicks
-				

ARKANSAS

RUSHING	Att.	Gain	Lost	Net	TD	Long	Avg.
Chase Hayden	14	120	0	120	1	17	8.6
Devwah Whaley	12	63	3	60	1	16	5.0
David Williams	7	23	0	23	2	12	3.3
T.J. Hammonds	3	23	1	22	0	12	7.3
Jonathan Nance	1	12	0	12	0	12	12.0
Jordan Jones	1	9	0	9	0	9	9.0
Deon Stewart	1	1	0	1	0	1	1.0
Austin Allen	3	7	8	-1	0	7	-0.3
TEAM	2	0	2	-2	0	0	-1.0
Cole Kelley	1	0	8	-8	0	0	-8.0

PASSING	Comp.	Att.	Yds	TD	Int	Long	Sack
Austin Allen	14	19	135	1	1	26	1
Cole Kelley	2	3	44	1	0	37	1

RECEIVING	No.	Yds	TD	Long
Jonathan Nance	3	25	0	12
David Williams	2	48	0	37
Jarrood Barnes	2	30	0	26
Deon Stewart	2	22	1	16
Cheyenne O'Grady	2	17	1	10
Austin Cantrell	2	16	0	11
Jordan Jones	1	8	0	8
La'Michael Pettway	1	7	0	7
Jared Cornelius	1	6	0	6

PUNTING	No.	Yds	Avg.	Long	120	50+
Blake Johnson	2	76	38.0	42	1	0

FIELD GOALS	Made	Att.	Long	Kicks
-				



CHASE HAYDEN joined Felix Jones (2005) and Alex Collins (2013) as the only players in program history to rush for 100 yards in their freshman debut. Hayden was one of just two FBS true freshmen to break the 100-yard barrier in week one.

SCORING SUMMARY

	1st	2nd	3rd	4th		Final
Florida A&M	0	0	0	7	-	7
Arkansas	7	14	14	14	-	49

Qtr.	Time	Scoring Play
Arkansas 1st	1:15	Devwah Whaley 5 yd run (Hedlund kick)
Arkansas 2nd	7:54	Deon Stewart 16 yd pass from Allen (Hedlund kick)
Arkansas 2nd	1:21	David Williams 4 yd run (Hedlund kick)
Arkansas 3rd	13:57	Henre' Toliver 18 yd fumble recovery (Hedlund kick)
Arkansas 3rd	8:46	Chase Hayden 5 yd run (Hedlund kick)
Arkansas 4th	14:57	David Williams 1 yd run (Hedlund kick)
Florida A&M 4th	8:23	Brandon Norwood 7 yd pass from Jeffries (Aly kick)
Arkansas 4th	2:20	Cheyenne O'Grady 7 yd pass from Kelley (Hedlund kick)

TEAM STATS

	FLORIDA A&M	ARKANSAS
FIRST DOWNS	9	26
RUSHES-YARDS (NET)	31-80	45-236
PASSING YDS (NET)	95	179
Comp-Passes Att-Int	14-29-0	16-22-1
TOTAL OFFENSE PLAYS-YARDS	60-175	67-415
Fumble Returns-Yards	0-0	1-18
Punt Returns-Yards	0-0	0-0
Kickoff Returns-Yards	3-39	2-37
Interception Returns-Yards	1-0	0-0
Punts (Number-Avg)	8-39.0	2-38.0
Fumbles-Lost	1-1	0-0
Penalties-Yards	7-55	2-20
Possession Time	25:30	34:30
Third-Down Conversions	3 of 16	7 of 10
Fourth-Down Conversions	3 of 4	0 of 0
Red-Zone Scores-Chances	1-1	6-6
Sacks By: Number-Yards	2-12	3-20

GAME 2: TCU



DRE GREENLAW recorded a career-high 17 tackles against No. 23 TCU, good for the most tackles by a Razorback since Jerry Franklin's 20 at Mississippi State in 2010. Greenlaw's 17 tackles were the sixth-most in a single-game in the FBS at that point in the season.

SCORING SUMMARY

	1st	2nd	3rd	4th	Final
TCU	7	7	0	14	28
Arkansas	7	0	0	0	7

Qtr.	Time	Scoring Play
TCU	1st 10:43	Sewo Olonilua 1 yd run (Song kick)
Arkansas	1st 8:15	Jonathan Nance 49 yd pass from Allen (Hedlund kick)
TCU	2nd 7:39	Kyle Hicks 4 yd run (Song kick)
TCU	4th 2:18	Darius Anderson 14 yd run (Song kick)
TCU	4th 2:04	Sewo Olonilua 13 yd run (Song kick)

TEAM STATS

	TCU	ARKANSAS
FIRST DOWNS	24	13
RUSHES-YARDS (NET)	42-195	31-129
PASSING YDS (NET)	166	138
Comp-Passes Att-Int	21-31-1	9-23-0
TOTAL OFFENSE PLAYS-YARDS	73-361	54-267
Fumble Returns-Yards	0-0	0-0
Punt Returns-Yards	1-14	0-0
Kickoff Returns-Yards	2-60	2-33
Interception Returns-Yards	0-0	1-16
Punts (Number-Avg)	4-31.0	6-41.2
Fumbles-Lost	3-1	2-1
Penalties-Yards	6-60	5-49
Possession Time	33:52	26:08
Third-Down Conversions	10 of 14	4 of 14
Fourth-Down Conversions	0 of 0	1 of 2
Red-Zone Scores-Chances	4-5	0-2
Sacks By: Number-Yards	3-10	1-5

NO. 23 TCU (2-0) 28
ARKANSAS (1-1) 7

September 9, 2017 | Fayetteville, Ark.
 Donald W. Reynolds Razorback Stadium | Time: 2:39 p.m. | Attendance: 73,668
 TV: SEC Network > Tom Hart (PBP), Jordan Rodgers (Analyst) & Cole Cubelic (Sideline)

TCU

RUSHING	Att.	Gain	Lost	Net	TD	Long	Avg.
Darius Anderson	15	109	3	106	1	15	7.1
Kyle Hicks	12	45	1	44	1	7	3.7
Kenny Hill	11	41	6	35	0	9	3.2
Sewo Olonilua	2	14	0	14	2	13	7.0
TEAM	2	0	4	-4	0	0	-2.0

PASSING	Comp.	Att.	Yds	TD	Int	Long	Sack
Kenny Hill	21	31	166	0	1	22	1

RECEIVING	No.	Yds	TD	Long
Desmon White	5	33	0	9
KaVontae Turpin	5	30	0	11
John Diarse	4	36	0	14
Shaun Nixon	2	30	0	22
Kyle Hicks	2	19	0	18
Jalen Reagor	1	10	0	10
Kennedy Snell	1	7	0	7
Sewo Olonilua	1	1	0	1

PUNTING	No.	Yds	Avg.	Long	I20	50+
Adam Nunez	3	92	30.7	41	1	0
Kenny Hill	1	32	32.0	32	0	0

FIELD GOALS	Made	Att.	Long	Kicks
-				

ARKANSAS

RUSHING	Att.	Gain	Lost	Net	TD	Long	Avg.
David Williams	10	65	0	65	0	26	6.5
Devwah Whaley	11	34	2	32	0	13	2.9
Austin Allen	8	41	10	31	0	29	3.9
Chase Hayden	2	2	1	1	0	2	0.5

PASSING	Comp.	Att.	Yds	TD	Int	Long	Sack
Austin Allen	9	23	138	1	0	49	3

RECEIVING	No.	Yds	TD	Long
Jonathan Nance	3	75	1	49
Cheyenne O'Grady	2	24	0	19
Jeremy Patton	1	32	0	32
Deon Stewart	1	9	0	9
Jared Cornelius	1	2	0	2
Devwah Whaley	1	-4	0	0

PUNTING	No.	Yds	Avg.	Long	I20	50+
Blake Johnson	6	247	41.2	58	1	1

FIELD GOALS	Made	Att.	Long	Kicks
Cole Hedlund	0	2	0	Missed 23, Missed 20

GAME 3: TEXAS A&M



TEXAS A&M (3-1, 1-1)..... 50
 ARKANSAS (1-2, 0-1)..... 43

September 23, 2017 | Arlington, Texas
 AT&T Stadium | Time: 11:02 a.m. | Attendance: 64,668
 TV: ESPN > Bob Wischusen (PBP), Brock Huard (Analyst) & Allison Williams (Sideline)

TEXAS A&M

RUSHING	Att.	Gain	Lost	Net	TD	Long	Avg.
Kellen Mond	10	116	7	109	0	79	10.9
Keith Ford	14	103	1	102	2	44	7.3
Trayveon Williams	17	73	1	72	1	18	4.2
Kendall Bussey	1	2	0	2	0	2	2.0

PASSING	Comp.	Att.	Yds	TD	Int	Long	Sack
Kellen Mond	14	27	216	2	1	81	1

RECEIVING	No.	Yds	TD	Long
Christian Kirk	5	110	2	81
Jhamon Ausbon	5	48	0	14
Damion Ratley	2	57	0	50
Roshauud Paul	1	3	0	3
Trayveon Williams	1	-2	0	0

PUNTING	No.	Yds	Avg.	Long	I20	50+
Shane Tripucka	4	170	42.5	51	1	1

FIELD GOALS	Made	Att.	Long	Kicks
Daniel LaCamera	3	3	37	Made 27, Made 37, Made 27

ARKANSAS

RUSHING	Att.	Gain	Lost	Net	TD	Long	Avg.
Chase Hayden	13	77	0	77	1	22	5.9
David Williams	11	68	0	68	2	21	6.2
Jordan Jones	2	50	0	50	0	30	25.0
Devwah Whaley	6	38	0	38	0	21	6.3
Cole Kelley	4	21	0	21	0	13	5.2
T.J. Hammonds	1	8	0	8	0	8	8.0
Kendrick Jackson	1	0	0	0	0	0	0.0
Austin Allen	7	3	39	-36	0	3	-5.1

PASSING	Comp.	Att.	Yds	TD	Int	Long	Sack
Austin Allen	12	25	229	2	1	45	6
Cole Kelley	1	2	2	1	0	2	0

RECEIVING	No.	Yds	TD	Long
Jonathan Nance	3	100	1	45
Jared Cornelius	3	35	1	15
Austin Cantrell	2	39	0	31
Cheyenne O'Grady	2	30	0	15
David Williams	2	28	1	26
Jordan Jones	1	-1	0	0

PUNTING	No.	Yds	Avg.	Long	I20	50+
Blake Johnson	7	307	43.9	53	2	2

FIELD GOALS	Made	Att.	Long	Kicks
-	-	-	-	-



DAVID WILLIAMS found the end zone three times against Texas A&M, including twice on the ground. Williams was one of four SEC running backs through four weekends with a pair of multi-rushing touchdown performances.

SCORING SUMMARY

	1st	2nd	3rd	4th	OT	Final
Texas A&M	7	10	7	19	7	50
Arkansas	7	14	7	15	0	43

	Qtr.	Time	Scoring Play
Arkansas	1st	9:04	Jared Cornelius 6 yd pass from Allen (Limpert kick)
Texas A&M	1st	8:02	Christian Kirk 81 yd pass from Mond (LaCamera kick)
Arkansas	2nd	14:54	David Williams 2 yd pass from Kelley (Limpert kick)
Arkansas	2nd	10:21	Chase Hayden 6 yd run (Limpert kick)
Texas A&M	2nd	8:03	Daniel LaCamera 27 yd field goal
Texas A&M	2nd	1:57	Trayveon Williams 18 yd run (LaCamera kick)
Texas A&M	3rd	8:48	Keith Ford 23 yd run (LaCamera kick)
Arkansas	3rd	1:53	David Williams 1 yd run (Limpert kick)
Texas A&M	4th	11:40	Daniel LaCamera 37 yd field goal
Texas A&M	4th	8:46	Keith Ford 44 yd run (LaCamera kick)
Arkansas	4th	5:21	Jonathan Nance 44 yd pass from Allen (Patton catch)
Texas A&M	4th	5:10	Christian Kirk 100 yd kickoff return (LaCamera kick)
Arkansas	4th	3:39	David Williams 4 yd run (Limpert kick)
Texas A&M	4th	0:04	Daniel LaCamera 27 yd field goal
Texas A&M	OT	15:00	Christian Kirk 10 yd pass from Mond (LaCamera kick)

TEAM STATS

	TEXAS A&M	ARKANSAS
FIRST DOWNS	20	21
RUSHES-YARDS (NET)	42-285	45-226
PASSING YDS (NET)	216	231
Comp-Passes Att-Int	14-27-1	13-27-1
TOTAL OFFENSE PLAYS-YARDS	69-501	72-457
Fumble Returns-Yards	0-0	0-0
Punt Returns-Yards	0-0	0-0
Kickoff Returns-Yards	6-179	4-86
Interception Returns-Yards	1-0	1-3
Punts (Number-Avg)	4-42.5	7-43.9
Fumbles-Lost	0-0	0-0
Penalties-Yards	6-36	9-69
Possession Time	27:43	32:17
Third-Down Conversions	6 of 15	5 of 13
Fourth-Down Conversions	2 of 2	0 of 0
Red-Zone Scores-Chances	5-5	5-6
Sacks By: Number-Yards	6-39	1-5

GAME 4: NEW MEXICO STATE



AUSTIN ALLEN led Arkansas to a touchdown on six of its first seven drives against New Mexico State, highlighted by three touchdown passes. It marked the fifth time over his two seasons as the starter that he has thrown for three touchdowns in a game.

SCORING SUMMARY

	1st	2nd	3rd	4th		Final
New Mexico St.	0	10	7	7	-	24
Arkansas	14	14	7	7	-	42

	Qtr.	Time	Scoring Play
Arkansas	1st	11:01	Deon Stewart 38 yd pass from Allen (Limpert kick)
Arkansas	1st	0:00	Devwah Whaley 3 yd run (Limpert kick)
Arkansas	2nd	8:38	Jonathan Nance 31 yd pass from Allen (Limpert kick)
NMSU	2nd	5:51	Tyler Rogers 1 yd run (Brown kick)
Arkansas	2nd	1:34	Chase Hayden 2 yd run (Limpert kick)
NMSU	2nd	0:00	Dylan Brown 27 yd field goal
NMSU	3rd	11:21	OJ Clark 9 yd pass from Rogers (Brown kick)
Arkansas	3rd	2:30	Jonathan Nance 3 yd pass from Allen (Limpert kick)
Arkansas	4th	14:54	Chase Hayden 1 yd run (Limpert kick)
NMSU	4th	12:47	Jaleel Scott 36 yd pass from Rogers (Brown kick)

TEAM STATS

	NMSU	ARKANSAS
FIRST DOWNS	18	29
RUSHES-YARDS (NET)	14-11	51-230
PASSING YDS (NET)	344	264
Comp-Passes Att-Int	23-38-1	19-26-1
TOTAL OFFENSE PLAYS-YARDS	52-355	77-494
Fumble Returns-Yards	0-0	0-0
Punt Returns-Yards	0-0	1-2
Kickoff Returns-Yards	5-74	4-68
Interception Returns-Yards	1-0	1-0
Punts (Number-Avg)	4-40.5	1-29.0
Fumbles-Lost	2-1	2-0
Penalties-Yards	6-29	3-35
Possession Time	18:25	41:35
Third-Down Conversions	5 of 9	9 of 13
Fourth-Down Conversions	0 of 0	2 of 3
Red-Zone Scores-Chances	3-4	4-4
Sacks By: Number-Yards	0-0	2-19

NEW MEXICO STATE (2-2)..... 24
 ARKANSAS (2-2)..... 42

September 30, 2017 | Fayetteville, Ark.
 Donald W. Reynolds Razorback Stadium | Time: 11:01 a.m. | Attendance: 70,727
 TV: SEC Network > Taylor Zarzour (PBP), Andre Ware (Analyst) & Olivia Harlan (Sideline)

NEW MEXICO STATE

RUSHING	Att.	Gain	Lost	Net	TD	Long	Avg.
Larry Rose III	8	25	0	25	0	8	3.1
Tyler Rogers	6	9	23	-14	1	5	-2.3

PASSING	Comp.	Att.	Yds	TD	Int	Long	Sack
Tyler Rogers	23	38	344	2	1	36	2

RECEIVING	No.	Yds	TD	Long
Jaleel Scott	9	174	1	36
OJ Clark	6	59	1	25
Conner Cramer	3	35	0	20
Johnathan Boone	2	34	0	24
Larry Rose III	2	22	0	20
Jason Huntley	1	20	0	20

PUNTING	No.	Yds	Avg.	Long	120	50+
Payton Theisler	4	162	40.5	45	0	0

FIELD GOALS	Made	Att.	Long	Kicks
Dylan Brown	1	1	27	Made 27

ARKANSAS

RUSHING	Att.	Gain	Lost	Net	TD	Long	Avg.
Devwah Whaley	19	120	1	119	1	33	6.3
Chase Hayden	12	48	0	48	2	9	4.0
David Williams	15	51	4	47	0	12	3.1
Cole Kelley	2	6	0	6	0	6	3.0
Jordan Jones	1	5	0	5	0	5	5.0
T.J. Hammonds	1	4	0	4	0	4	4.0
Austin Allen	1	1	0	1	0	1	1.0

PASSING	Comp.	Att.	Yds	TD	Int	Long	Sack
Austin Allen	19	26	264	3	1	38	0

RECEIVING	No.	Yds	TD	Long
Jonathan Nance	6	58	2	31
Jordan Jones	4	84	0	32
Deon Stewart	4	71	1	38
Cheyenne O'Grady	3	38	0	18
Hayden Johnson	1	9	0	9
Austin Cantreall	1	4	0	4

PUNTING	No.	Yds	Avg.	Long	120	50+
Blake Johnson	1	29	29.0	29	1	0

FIELD GOALS	Made	Att.	Long	Kicks
-	-	-	-	-

GAME 5: SOUTH CAROLINA



ARKANSAS (2-3, 0-2)..... 22
 SOUTH CAROLINA (4-2, 2-2) 48

October 7, 2017 | Columbia, S.C.
 Williams-Brice Stadium | Time: 3:01 p.m. | Attendance: 79,416
 TV: SEC Network > Dave Neal (PBP), Matt Stinchcomb (Analyst) & Dawn Davenport (Sideline)



With his 34-yard touchdown catch in the fourth quarter, **JONATHAN NANCE** extended his streak to four consecutive games with a touchdown catch of 30-plus yards. Nance also broke the 100-yard mark in receiving yards for the second time in SEC play.

ARKANSAS

RUSHING	Att.	Gain	Lost	Net	TD	Long	Avg.
David Williams	7	33	1	32	1	23	4.6
Chase Hayden	9	28	0	28	0	9	3.1
Cole Kelley	2	23	0	23	0	12	11.5
T.J. Hammonds	2	22	0	22	0	12	11.0
Jordan Jones	1	9	0	9	0	9	9.0
Jonathan Nance	1	4	0	4	0	4	4.0
Deon Stewart	1	1	0	1	0	1	1.0
Dewwah Whaley	6	6	9	-3	0	3	-0.5
Austin Allen	3	0	10	-10	0	0	-3.3

PASSING	Comp.	Att.	Yds	TD	Int	Long	Sack
Austin Allen	12	24	84	1	1	16	2
Cole Kelley	8	13	140	1	1	34	0

RECEIVING	No.	Yds	TD	Long
Jonathan Nance	8	116	1	34
Jordan Jones	3	37	1	16
Deon Stewart	3	26	0	16
Austin Cantrell	2	12	0	7
Jeremy Patton	1	21	0	21
David Williams	1	16	0	16
Brandon Martin	1	15	0	15
Cheyenne O'Grady	1	-19	0	0

PUNTING	No.	Yds	Avg.	Long	I20	50+
Blake Johnson	5	175	35.0	45	0	0

FIELD GOALS	Made	Att.	Long	Kicks
Connor Limpert	1	1	48	Made 48

SOUTH CAROLINA

RUSHING	Att.	Gain	Lost	Net	TD	Long	Avg.
Rico Dowdle	11	61	0	61	0	10	5.5
Ty'Son Williams	8	35	0	35	0	18	4.4
Mon Denson	8	25	0	25	0	7	3.1
A.J. Turner	5	21	1	20	0	8	4.0
Hayden Hurst	2	13	1	12	0	13	6.0
Bryan Edwards	1	11	0	11	0	11	11.0
Jake Bentley	1	0	5	-5	0	0	-5.0

PASSING	Comp.	Att.	Yds	TD	Int	Long	Sack
Jake Bentley	16	31	199	3	0	62	1

RECEIVING	No.	Yds	TD	Long
OrTre Smith	3	40	0	23
Hayden Hurst	2	76	1	62
Bryan Edwards	2	20	1	18
Shi Smith	2	16	0	9
A.J. Turner	2	14	0	9
K.C. Crosby	2	11	0	6
Jacob August	1	19	0	19
Ty'Son Williams	1	3	1	3
Rico Dowdle	1	0	0	0

PUNTING	No.	Yds	Avg.	Long	I20	50+
Joseph Charlton	2	99	49.5	58	1	1

FIELD GOALS	Made	Att.	Long	Kicks
Parker White	2	4	33	Missed 49, Made 33, Missed 49, Made 29

SCORING SUMMARY

	1st	2nd	3rd	4th		Final
Arkansas	3	7	0	12	-	22
South Carolina	3	14	17	14	-	48

Qtr.	Time	Scoring Play
S. Carolina	1st 9:46	Parker White 33 yd field goal
Arkansas	1st 6:31	Connor Limpert 48 yd field goal
S. Carolina	2nd 14:15	Hayden Hurst 62 yd pass from Bentley (White kick)
Arkansas	2nd 8:26	Jordan Jones 5 yd pass from Allen (Limpert kick)
S. Carolina	2nd 0:04	Bryan Edwards 18 yd pass from Bentley (White kick)
S. Carolina	3rd 9:28	Parker White 29 yd field goal
S. Carolina	3rd 8:33	Skai Moore 34 yd interception return (White kick)
S. Carolina	3rd 4:23	T.J. Brunson 73 yd fumble recovery (White kick)
S. Carolina	4th 12:47	Ty'Son Williams 3 yd pass from Bentley (White kick)
Arkansas	4th 8:36	David Williams 4 yd run (Kelley pass failed)
S. Carolina	4th 3:33	Keisean Nixon 45 yd interception return (Woznick kick)
Arkansas	4th 1:40	Jonathan Nance 34 yd pass from Kelley (Kelley pass failed)

TEAM STATS

	ARKANSAS	SOUTH CAROLINA
FIRST DOWNS	19	19
RUSHES-YARDS (NET)	32-106	36-159
PASSING YDS (NET)	224	199
Comp-Passes Att-Int	20-37-2	16-31-0
TOTAL OFFENSE PLAYS-YARDS	69-330	67-358
Fumble Returns-Yards	0-0	1-73
Punt Returns-Yards	0-0	1-5
Kickoff Returns-Yards	2-51	1-28
Interception Returns-Yards	0-0	2-79
Punts (Number-Avg)	5-35.0	2-49.5
Fumbles-Lost	2-2	1-0
Penalties-Yards	4-25	3-25
Possession Time	30:25	29:35
Third-Down Conversions	6 of 14	4 of 13
Fourth-Down Conversions	0 of 0	1 of 2
Red-Zone Scores-Chances	2-2	4-4
Sacks By: Number-Yards	1-6	2-15

GAME 6: ALABAMA



Making his first career start, **COLE KELLEY** connected on 23 of 42 passes for 200 yards and one touchdown. Kelley was the first Arkansas redshirt freshman to start at quarterback since Brandon Allen did in 2012, at Alabama.

SCORING SUMMARY

	1st	2nd	3rd	4th		Final
Arkansas	0	0	3	6	-	9
Alabama	17	7	7	10	-	41

	Qtr.	Time	Scoring Play
Alabama	1st	14:45	Damien Harris 75 yd run (Pappanastos kick)
Alabama	1st	11:36	Andy Pappanastos 39 yd field goal
Alabama	1st	7:24	Damien Harris 4 yd run (Pappanastos kick)
Alabama	2nd	1:20	Jalen Hurts 11 yd run (Pappanastos kick)
Arkansas	3rd	4:16	Connor Limpert 30 yd field goal
Alabama	3rd	1:25	Henry Ruggs III 20 yd pass from Hurts (Pappanastos kick)
Alabama	4th	12:29	Najee Harris 4 yd run (Pappanastos kick)
Alabama	4th	8:55	Andy Pappanastos 21 yd field goal
Arkansas	4th	3:03	Jordan Jones 3 yd pass from Kelley (Limpert kick failed)

TEAM STATS

	ARKANSAS	ALABAMA
FIRST DOWNS	15	23
RUSHES-YARDS (NET)	29-27	43-308
PASSING YDS (NET)	200	188
Comp-Passes Att-Int	23-43-1	13-21-1
TOTAL OFFENSE PLAYS-YARDS	72-227	64-496
Fumble Returns-Yards	0-0	0-0
Punt Returns-Yards	0-0	5-10
Kickoff Returns-Yards	4-65	2-40
Interception Returns-Yards	1-0	1-0
Punts (Number-Avg)	8-38.4	3-43.7
Fumbles-Lost	2-0	3-1
Penalties-Yards	5-25	6-66
Possession Time	29:33	30:27
Third-Down Conversions	5 of 18	5 of 11
Fourth-Down Conversions	2 of 3	0 of 0
Red-Zone Scores-Chances	2-3	5-5
Sacks By: Number-Yards	2-15	5-36

ARKANSAS (2-4, 0-3) 9
 NO. 1 ALABAMA (7-0, 4-0) 41

October 14, 2017 | Tuscaloosa, Ala.
 Bryant-Denny Stadium | Time: 6:20 p.m. | Attendance: 101,821
 TV: ESPN > Chris Fowler (PBP), Kirk Herbstreit (Analyst) & Maria Taylor (Sideline)

ARKANSAS RUSHING

	Att.	Gain	Lost	Net	TD	Long	Avg.
Devwah Whaley	5	18	0	18	0	9	3.6
Chase Hayden	9	21	11	10	0	10	1.1
David Williams	3	6	1	5	0	3	1.7
Deon Stewart	1	4	0	4	0	4	4.0
Cole Kelley	11	27	37	-10	0	13	-0.9

ARKANSAS PASSING

	Comp.	Att.	Yds	TD	Int	Long	Sack
Cole Kelley	23	42	200	1	1	46	5
Blake Johnson	0	1	0	0	0	0	0

ARKANSAS RECEIVING

	No.	Yds	TD	Long
Deon Stewart	6	65	0	19
Jordan Jones	4	72	1	46
Brandon Martin	4	34	0	14
Cheyenne O'Grady	4	8	0	3
Devwah Whaley	2	6	0	5
Will Gragg	1	11	0	11
Jonathan Nance	1	3	0	3
Austin Cantrell	1	1	0	1

ARKANSAS PUNTING

	No.	Yds	Avg.	Long	I20	50+
Blake Johnson	8	307	38.4	49	3	0

ARKANSAS FIELD GOALS

	Made	Att.	Long	Kicks
Connor Limpert	1	1	30	Made 30

ALABAMA RUSHING

	Att.	Gain	Lost	Net	TD	Long	Avg.
Damien Harris	9	125	0	125	2	75	13.9
Bo Scarbrough	7	65	0	65	0	21	9.3
Jalen Hurts	10	57	16	41	1	18	4.1
Josh Jacobs	9	40	1	39	0	10	4.3
Najee Harris	5	33	0	33	1	16	6.6
Brian Robinson Jr.	2	7	0	7	0	5	3.5
TEAM	1	0	2	-2	0	0	-2.0

ALABAMA PASSING

	Comp.	Att.	Yds	TD	Int	Long	Sack
Jalen Hurts	12	19	155	1	1	29	2
Tua Tagovailoa	1	2	33	0	0	33	0

ALABAMA RECEIVING

	No.	Yds	TD	Long
Calvin Ridley	4	51	0	27
Josh Jacobs	2	36	0	33
Cam Sims	2	20	0	14
Jerry Jeudy	1	29	0	29
Henry Ruggs III	1	20	1	20
DeVonta Smith	1	16	0	16
Damien Harris	1	8	0	8
Bo Scarbrough	1	8	0	8

ALABAMA PUNTING

	No.	Yds	Avg.	Long	I20	50+
JK Scott	3	131	43.7	55	2	1

ALABAMA FIELD GOALS

	Made	Att.	Long	Kicks
Andy Pappanastos	2	2	39	Made 39, Made 21

GAME 7: AUBURN



NO. 21 AUBURN (6-2, 4-1)..... 52
ARKANSAS (2-5, 0-4)..... 20

October 21, 2017 | Fayetteville, Ark.
 Donald W. Reynolds Razorback Stadium | Time: 6:39 p.m. | Attendance: 71,961
 TV: SEC Network > Tom Hart (PBP), Jordan Rodgers (Analyst) & Cole Cubelic (Sideline)

AUBURN

RUSHING	Att.	Gain	Lost	Net	TD	Long	Avg.
Kamryn Pettway	11	90	0	90	3	38	8.2
Kerryon Johnson	21	73	10	63	1	8	3.0
Malik Willis	2	62	0	62	0	48	31.0
Jarrett Stidham	4	49	0	49	1	18	12.2
Eli Stove	1	45	0	45	0	45	45.0
Malik Miller	5	22	0	22	0	7	4.4
Devan Barrett	2	10	0	10	0	6	5.0
Kam Martin	1	4	0	4	0	4	4.0

PASSING	Comp.	Att.	Yds	TD	Int	Long	Sack
Jarrett Stidham	19	28	218	0	1	50	0
Ryan Davis	1	1	62	1	0	62	0
Malik Willis	1	1	4	1	0	4	0

RECEIVING	No.	Yds	TD	Long
Ryan Davis	8	63	0	14
Darius Slayton	4	146	1	62
Eli Stove	3	6	0	4
Kerryon Johnson	2	15	0	12
Nate Craig-Myers	1	26	0	26
Will Hastings	1	22	0	22
Devan Barrett	1	4	1	4
Chandler Cox	1	2	0	2

PUNTING	No.	Yds	Avg.	Long	I20	50+
Aidan Marshall	2	73	36.5	39	0	0

FIELD GOALS	Made	Att.	Long	Kicks
Daniel Carlson	1	1	21	Made 21

ARKANSAS

RUSHING	Att.	Gain	Lost	Net	TD	Long	Avg.
David Williams	14	86	0	86	0	17	6.1
Chase Hayden	2	42	0	42	0	40	21.0
Devwah Whaley	9	32	1	31	1	12	3.4
Cole Kelley	15	48	34	14	0	14	0.9
Deon Stewart	2	0	2	-2	0	0	-1.0

PASSING	Comp.	Att.	Yds	TD	Int	Long	Sack
Cole Kelley	15	26	163	0	0	25	6

RECEIVING	No.	Yds	TD	Long
Cheyenne O'Grady	3	25	0	17
Jonathan Nance	3	25	0	18
Jordan Jones	2	33	0	17
Brandon Martin	2	27	0	25
Chase Hayden	1	23	0	23
L. Pettway	1	16	0	16
Deon Stewart	1	12	0	12
Will Gragg	1	3	0	3
Devwah Whaley	1	-1	0	0

PUNTING	No.	Yds	Avg.	Long	I20	50+
Blake Johnson	6	270	45.0	60	2	1

FIELD GOALS	Made	Att.	Long	Kicks
Connor Limpert	2	2	38	Made 34, Made 38



Freshman **DE'VION WARREN'S** 100-yard kickoff return for a touchdown equaled the longest TD scored in Arkansas history. It marked the first kickoff return for a TD by a Razorback since 2014, while the 100-yard score was the longest by a FBS freshman to that point in the season.

SCORING SUMMARY

	1st	2nd	3rd	4th		Final
Auburn	10	7	28	7	-	52
Arkansas	3	3	7	7	-	20

	Qtr.	Time	Scoring Play
Auburn	1st	11:39	Jarrett Stidham 15 yd run (Carlson kick)
Arkansas	1st	7:57	Connor Limpert 34 yd field goal
Auburn	1st	1:04	Daniel Carlson 21 yd field goal
Auburn	2nd	3:07	Kerryon Johnson 2 yd run (Carlson kick)
Arkansas	2nd	0:40	Connor Limpert 38 yd field goal
Auburn	3rd	12:10	Kamryn Pettway 2 yd run (Carlson kick)
Auburn	3rd	7:33	Kamryn Pettway 38 yd run (Carlson kick)
Auburn	3rd	4:13	Darius Slayton 62 yd pass from Davis (Carlson kick)
Arkansas	3rd	3:57	De'Vion Warren 100 yd kickoff return (Limpert kick)
Auburn	3rd	0:28	Kamryn Pettway 11 yd run (Carlson kick)
Auburn	4th	9:44	Devan Barrett 4 yd pass from Willis (Carlson kick)
Arkansas	4th	3:07	Devwah Whaley 2 yd run (Carlson kick)

TEAM STATS

	AUBURN	ARKANSAS
FIRST DOWNS	26	19
RUSHES-YARDS (NET)	47-345	42-171
PASSING YDS (NET)	284	163
Comp-Passes Att-Int	21-30-1	15-26-0
TOTAL OFFENSE PLAYS-YARDS	77-629	68-334
Fumble Returns-Yards	0-0	0-0
Punt Returns-Yards	0-0	1-2
Kickoff Returns-Yards	1-29	1-100
Interception Returns-Yards	0-0	1-7
Punts (Number-Avg)	2-36.5	6-45.0
Fumbles-Lost	1-1	4-3
Penalties-Yards	3-25	7-50
Possession Time	31:10	28:50
Third-Down Conversions	9 of 15	5 of 16
Fourth-Down Conversions	0 of 1	2 of 2
Red-Zone Scores-Chances	6-7	3-3
Sacks By: Number-Yards	6-34	0-0

GAME 8: OLE MISS



The Arkansas defense forced Ole Miss into three turnovers that led to 21 points. **KEVIN RICHARDSON'S** 22-yard fumble recovery for a TD late in the fourth quarter helped the Razorbacks to their largest comeback win (24) in program history.

ARKANSAS (3-5, 1-4) 38
OLE MISS (3-5, 1-4) 37

October 28, 2017 | Oxford, Miss.
 Vaught-Hemingway Stadium | Time: 11:01 a.m. | Attendance: 55,684
 TV: SEC Network > Dave Neal (PBP), Matt Stinchcomb (Analyst) & Dawn Davenport (Sideline)

ARKANSAS

RUSHING	Att.	Gain	Lost	Net	TD	Long	Avg.
T.J. Hammonds	11	89	5	84	0	23	7.6
David Williams	13	57	1	56	0	10	4.3
Devwah Whaley	12	55	3	52	0	11	4.3
Jonathan Nance	2	45	0	45	0	40	22.5
Cole Kelley	13	47	25	22	1	15	1.7
Deon Stewart	1	2	0	2	0	2	2.0
Jordan Jones	1	0	1	-1	0	0	-1.0

PASSING	Comp.	Att.	Yds	TD	Int	Long	Sack
Cole Kelley	19	30	189	3	1	31	4

RECEIVING	No.	Yds	TD	Long
Deon Stewart	4	49	1	23
Jonathan Nance	4	34	0	19
Austin Cantrell	3	15	0	9
Devwah Whaley	2	28	1	16
Cheyenne O'Grady	2	16	1	9
David Williams	1	31	0	31
Hayden Johnson	1	14	0	14
La'Michael Pettway	1	4	0	4
Gary Cross	1	-2	0	0

PUNTING	No.	Yds	Avg.	Long	I20	50+
Blake Johnson	3	113	37.7	42	0	0

FIELD GOALS	Made	Att.	Long	Kicks
Connor Limpert	1	2	34	Missed 44, Made 34

OLE MISS

RUSHING	Att.	Gain	Lost	Net	TD	Long	Avg.
Jordan Wilkins	16	119	1	118	1	64	7.4
Jordan Ta'amu	9	91	15	76	2	49	8.4
Eric Swinney	3	6	0	6	1	2	2.0
TEAM	1	0	2	-2	0	0	-2.0

PASSING	Comp.	Att.	Yds	TD	Int	Long	Sack
Jordan Ta'amu	20	30	368	0	1	44	1

RECEIVING	No.	Yds	TD	Long
D.K. Metcalf	4	107	0	38
Van Jefferson	4	55	0	26
Dawson Knox	3	24	0	10
DaMarkus Lodge	2	55	0	44
Octavious Cooley	2	49	0	31
A.J. Brown	2	48	0	28
Jordan Wilkins	1	24	0	24
Markell Pack	1	7	0	7
D'Vaughn Pennamon	1	-1	0	0

PUNTING	No.	Yds	Avg.	Long	I20	50+
Will Gleeson	2	88	44.0	48	1	0

FIELD GOALS	Made	Att.	Long	Kicks
Gary Wunderlich	3	3	37	Made 37, Made 36, Made 20

SCORING SUMMARY

	1st	2nd	3rd	4th		Final
Arkansas	7	14	7	10	-	38
Ole Miss	21	10	0	6	-	37

Qtr.	Time	Scoring Play
Ole Miss	1st 14:29	Jordan Wilkins 64 yd run (Wunderlich kick)
Arkansas	1st 7:55	Devwah Whaley 12 yd pass from Kelley (Limpert kick)
Ole Miss	1st 6:44	Eric Swinney 2 yd run (Wunderlich kick)
Ole Miss	1st 4:23	Jordan Ta'amu 49 yd run (Wunderlich kick)
Ole Miss	2nd 13:03	Gary Wunderlich 37 yd field goal
Ole Miss	2nd 10:51	Jordan Ta'amu 8 yd run (Wunderlich kick)
Arkansas	2nd 2:44	Cole Kelley 15 yd run (Limpert kick)
Arkansas	2nd 0:13	Deon Stewart 23 yd pass from Kelley (Limpert kick)
Arkansas	3rd 10:41	Cheyenne O'Grady 9 yd pass from Kelley (Limpert kick)
Ole Miss	4th 14:24	Gary Wunderlich 36 yd field goal
Ole Miss	4th 9:52	Gary Wunderlich 20 yd field goal
Arkansas	4th 6:01	Kevin Richardson 22 yd fumble recovery (Limpert kick)
Arkansas	4th 0:04	Connor Limpert 34 yd field goal

TEAM STATS

	ARKANSAS	OLE MISS
FIRST DOWNS	27	22
RUSHES-YARDS (NET)	53-260	29-198
PASSING YDS (NET)	189	368
Comp-Passes Att-Int	19-30-1	20-30-1
TOTAL OFFENSE PLAYS-YARDS	83-449	59-566
Fumble Returns-Yards	1-22	0-0
Punt Returns-Yards	0-0	1-15
Kickoff Returns-Yards	7-156	7-127
Interception Returns-Yards	1-54	1-15
Punts (Number-Avg)	3-37.7	2-44.0
Fumbles-Lost	1-1	2-2
Penalties-Yards	1-10	3-27
Possession Time	40:27	19:33
Third-Down Conversions	12 of 19	4 of 9
Fourth-Down Conversions	0 of 2	0 of 0
Red-Zone Scores-Chances	4-4	5-5
Sacks By: Number-Yards	1-8	4-14

GAME 9: COASTAL CAROLINA



COASTAL CAROLINA (1-8)..... 38
 ARKANSAS (4-5)..... 39

November 4, 2017 | Fayetteville, Ark.
 Donald W. Reynolds Razorback Stadium | Time: 3:01 p.m. | Attendance: 61,476
 TV: SEC Network Alternate > Mike Morgan (PBP) & Barrett Jones (Analyst)

COASTAL CAROLINA

RUSHING	Att.	Gain	Lost	Net	TD	Long	Avg.
Jacquez Hairston	9	45	0	45	0	8	5.0
Kilton Anderson	7	37	0	37	0	12	5.3
Osharmar Abercrombie	6	15	0	15	0	5	2.5
Ky'Jon Tyler	2	14	0	14	0	8	7.0
Alex James	10	26	13	13	1	8	1.3
M. Williams	2	10	0	10	0	7	5.0
Tyler Keane	2	0	3	-3	0	0	-1.5

PASSING	Comp.	Att.	Yds	TD	Int	Long	Sack
Kilton Anderson	6	17	115	2	0	40	0
Tyler Keane	9	11	113	1	0	43	1

RECEIVING	No.	Yds	TD	Long
Malcolm Williams	7	95	1	40
Chris Jones	4	106	1	43
Omar Black	3	25	1	9
Alex James	1	2	0	2

PUNTING	No.	Yds	Avg.	Long	I20	50+
Evan Rabon	4	180	45.0	53	1	1

FIELD GOALS	Made	Att.	Long	Kicks
Evan Rabon	1	1	32	Made 32

ARKANSAS

RUSHING	Att.	Gain	Lost	Net	TD	Long	Avg.
T.J. Hammonds	7	122	3	119	1	88	17.0
Devwah Whaley	12	85	4	81	1	26	6.8
David Williams	5	43	0	43	0	21	8.6
Austin Cantrell	3	13	0	13	1	5	4.3
Cole Kelley	4	9	3	6	1	6	1.5
De'Vion Warren	1	6	0	6	0	6	6.0
TEAM	3	0	9	-9	0	0	-3.0

PASSING	Comp.	Att.	Yds	TD	Int	Long	Sack
Cole Kelley	16	25	264	1	0	60	0

RECEIVING	No.	Yds	TD	Long
Jeremy Patton	3	49	0	31
Deon Stewart	3	25	0	14
Jonathan Nance	2	61	0	54
T.J. Hammonds	1	60	1	60
Jordan Jones	1	19	0	19
Hayden Johnson	1	17	0	17
La'Michael Pettway	1	12	0	12
David Williams	1	11	0	11
Austin Cantrell	1	6	0	6
De'Vion Warren	1	5	0	5
Cheyenne O'Grady	1	-1	0	0

PUNTING	No.	Yds	Avg.	Long	I20	50+
Blake Johnson	3	97	32.3	47	1	0

FIELD GOALS	Made	Att.	Long	Kicks
Connor Limpert	1	1	46	Made 46



Sophomore **T.J. HAMMONDS** accounted for 179 all-purpose yards, highlighted by scoring plays of 60 and 88 yards. Hammonds' TDs marked the first time since 2012 that a Razorback had scored two TDs of 60-plus yards in the same game.

SCORING SUMMARY

	1st	2nd	3rd	4th		Final
Coastal Carolina	7	7	17	7	-	38
Arkansas	7	10	8	14	-	39

	Qtr.	Time	Scoring Play
Arkansas	1st	11:52	Devwah Whaley 5 yd run (Limpert kick)
CCU	1st	4:39	Omar Black 9 yd pass from Keane (Rabon kick)
CCU	2nd	12:20	Alex James 6 yd run (Rabon kick)
Arkansas	2nd	11:10	T.J. Hammonds 60 yd pass from Kelley (Limpert kick)
Arkansas	2nd	1:07	Connor Limpert 46 yd field goal
CCU	3rd	12:32	Malcolm Williams 16 yd pass from Anderson (Rabon kick)
CCU	3rd	10:31	Nicholas Clark 31 yd fumble recovery (Rabon kick)
Arkansas	3rd	8:04	Austin Cantrell 5 yd run (Limpert kick)
CCU	3rd	3:48	Evan Rabon 32 yd field goal
CCU	4th	12:57	Chris Jones 10 yd pass from Anderson (Rabon kick)
Arkansas	4th	10:09	T.J. Hammonds 88 yd run (Limpert kick)
Arkansas	4th	1:55	Cole Kelley 1 yd run (Limpert kick)

TEAM STATS

	COASTAL CAROLINA	ARKANSAS
FIRST DOWNS	21	21
RUSHES-YARDS (NET)	38-131	35-259
PASSING YDS (NET)	228	264
Comp-Passes Att-Int	15-28-0	16-25-0
TOTAL OFFENSE PLAYS-YARDS	66-359	60-523
Fumble Returns-Yards	1-31	0-0
Punt Returns-Yards	1-4	0-0
Kickoff Returns-Yards	1-15	5-104
Interception Returns-Yards	0-0	0-0
Punts (Number-Avg)	4-45.0	3-32.3
Fumbles-Lost	2-0	3-1
Penalties-Yards	6-55	5-52
Possession Time	31:02	28:58
Third-Down Conversions	8 of 15	3 of 9
Fourth-Down Conversions	1 of 2	1 of 1
Red-Zone Scores-Chances	5-5	3-4
Sacks By: Number-Yards	0-0	1-2

GAME 10: LSU



Sophomore **DEVWAH WHALEY** found the end zone for the fourth consecutive game at No. 24 LSU with a 1-yard TD run before halftime. Whaley, who went over 1,000 career rushing yards the previous week, was tied for the team lead with six total touchdowns after the game.

SCORING SUMMARY

	1st	2nd	3rd	4th	Final
Arkansas	0	7	3	0	10
LSU	7	0	12	14	33

	Qtr.	Time	Scoring Play
LSU	1st	1:39	DJ Chark 45 yd pass from Etling (Culp kick)
Arkansas	2nd	0:16	Devwah Whaley 1 yd run (Limpert kick)
LSU	3rd	11:13	Derrius Guice 6 yd run (Culp kick failed)
Arkansas	3rd	6:22	Connor Limpert 38 yd field goal
LSU	3rd	4:29	Derrius Guice 33 yd run (Culp kick failed)
LSU	4th	14:52	DJ Chark 68 yd pass from Etling (Gonsoulin kick)
LSU	4th	3:46	Derrius Guice 1 yd run (Gonsoulin kick)

TEAM STATS

	ARKANSAS	LSU
FIRST DOWNS	17	21
RUSHES-YARDS (NET)	34-142	39-198
PASSING YDS (NET)	176	217
Comp-Passes Att-Int	16-33-1	11-16-0
TOTAL OFFENSE PLAYS-YARDS	67-318	55-415
Fumble Returns-Yards	0-0	0-0
Punt Returns-Yards	1-14	1-(-2)
Kickoff Returns-Yards	6-112	1-18
Interception Returns-Yards	0-0	1-0
Punts (Number-Avg)	7-34.9	4-39.5
Fumbles-Lost	2-0	1-0
Penalties-Yards	5-59	5-40
Possession Time	31:06	28:54
Third-Down Conversions	5 of 15	5 of 10
Fourth-Down Conversions	0 of 2	0 of 0
Red-Zone Scores-Chances	2-2	2-3
Sacks By: Number-Yards	2-15	1-8

ARKANSAS (4-6, 1-5) 10
 NO. 24 LSU (7-3, 4-2) 33

November 11, 2017 | Baton Rouge, La.
 Tiger Stadium | Time: 11:02 a.m. | Attendance: 98,546
 TV: ESPN > Jason Benetti (PBP), Kelly Stouffer (Analyst) & Julie Stewart-Binks (Sideline)

ARKANSAS

RUSHING	Att.	Gain	Lost	Net	TD	Long	Avg.
David Williams	13	81	0	81	0	17	6.2
Devwah Whaley	12	57	2	55	1	21	4.6
De'Vion Warren	1	4	0	4	0	4	4.0
Austin Cantrell	1	2	0	2	0	2	2.0
T.J. Hammonds	3	2	2	0	0	2	0.0
Austin Allen	3	8	8	0	0	8	0.0
Cole Kelley	1	0	0	0	0	0	0.0

PASSING	Comp.	Att.	Yds	TD	Int	Long	Sack
Austin Allen	13	23	140	0	0	33	1
Cole Kelley	3	10	36	0	1	25	0

RECEIVING	No.	Yds	TD	Long
Jeremy Patton	4	44	0	27
Will Gragg	3	47	0	33
Jonathan Nance	3	20	0	11
Devwah Whaley	2	23	0	20
La'Michael Pettway	1	25	0	25
Deon Stewart	1	18	0	18
Jordan Jones	1	7	0	7
Austin Cantrell	1	-8	0	0

PUNTING	No.	Yds	Avg.	Long	I20	50+
Blake Johnson	7	244	34.9	46	1	0

FIELD GOALS	Made	Att.	Long	Kicks
Connor Limpert	1	1	38	Made 38

LSU

RUSHING	Att.	Gain	Lost	Net	TD	Long	Avg.
Derrius Guice	21	148	1	147	3	33	7.0
Darrel Williams	9	43	0	43	0	17	4.8
Russell Gage	1	15	0	15	0	15	15.0
Justin Jefferson	1	4	0	4	0	4	4.0
TEAM	2	0	2	-2	0	0	-1.0
DJ Chark	1	0	4	-4	0	0	-4.0
Danny Etling	4	10	15	-5	0	6	-1.2

PASSING	Comp.	Att.	Yds	TD	Int	Long	Sack
Danny Etling	11	16	217	2	0	68	2

RECEIVING	No.	Yds	TD	Long
DJ Chark	4	130	2	68
Stephen Sullivan	2	40	0	21
Derrick Dillon	2	13	0	8
Tory Carter	1	15	0	15
Dee Anderson	1	10	0	10
Foster Moreau	1	9	0	9

PUNTING	No.	Yds	Avg.	Long	I20	50+
Zach Von Rosenberg	3	130	43.3	50	3	1
Josh Growden	1	28	28.0	28	1	0

FIELD GOALS	Made	Att.	Long	Kicks
Connor Culp	0	1	0	Missed 32

GAME 11: MISSISSIPPI STATE



MISSISSIPPI STATE (8-3, 4-3)..... 28
 ARKANSAS (4-7, 1-6)..... 21

November 18, 2017 | Fayetteville, Ark.
 Donald W. Reynolds Razorback Stadium | Time: 11:09 a.m. | Attendance: 64,153
 TV: CBS > Carter Blackburn (PBP), Aaron Taylor (Analyst), Rick Neuheisel (Analyst)
 & John Schriffen (Sideline)

MISSISSIPPI STATE

RUSHING	Att.	Gain	Lost	Net	TD	Long	Avg.
Nick Fitzgerald	22	122	21	101	1	25	4.6
Aeris Williams	19	73	2	71	1	11	3.7
Kylin Hill	3	15	0	15	0	9	5.0
Jesse Jackson	1	7	0	7	0	7	7.0
Dontavian Lee	1	5	0	5	0	5	5.0
Keytaon Thompson	1	1	0	1	0	1	1.0
Nick Gibson	1	0	5	-5	0	0	-5.0

PASSING	Comp.	Att.	Yds	TD	Int	Long	Sack
Nick Fitzgerald	12	23	153	2	0	37	2

RECEIVING	No.	Yds	TD	Long
Reggie Todd	3	50	1	37
Aeris Williams	2	27	0	19
Kylin Hill	2	26	0	17
Jesse Jackson	2	19	0	17
Jordan Thomas	1	13	0	13
Osirus Mitchell	1	12	0	12
Dedrick Thomas	1	6	1	6

PUNTING	No.	Yds	Avg.	Long	I20	50+
Logan Cooke	5	190	38.0	51	2	1

FIELD GOALS	Made	Att.	Long	Kicks
Jace Christmann	0	1	0	Missed 46

ARKANSAS

RUSHING	Att.	Gain	Lost	Net	TD	Long	Avg.
David Williams	8	75	0	75	1	13	9.4
Devwah Whaley	12	23	2	21	1	7	1.8
Deon Stewart	1	8	0	8	0	8	8.0
Jordan Jones	1	7	0	7	0	7	7.0
Austin Allen	6	22	21	1	0	11	0.2
Jonathan Nance	1	1	0	1	0	1	1.0
T.J. Hammonds	3	0	1	-1	0	0	-0.3
Ty Storey	1	0	5	-5	0	0	-5.0

PASSING	Comp.	Att.	Yds	TD	Int	Long	Sack
Austin Allen	12	18	124	0	0	24	4

RECEIVING	No.	Yds	TD	Long
Deon Stewart	2	39	0	24
Jordan Jones	2	20	0	11
Hayden Johnson	2	9	0	9
Jonathan Nance	1	22	0	22
Kolian Jackson	1	11	0	11
Jeremy Patton	1	10	0	10
T.J. Hammonds	1	4	0	4
David Williams	1	-1	0	0
Cheyenne O'Grady	1	-6	0	0
La'Michael Pettway	0	19	0	0
Devwah Whaley	0	4	0	0
Johnny Gibson	0	-7	0	0

PUNTING	No.	Yds	Avg.	Long	I20	50+
Blake Johnson	6	219	36.5	44	2	0

FIELD GOALS	Made	Att.	Long	Kicks
-	-	-	-	-



The Arkansas defense limited Mississippi State to just 348 total yards of offense, good for its third-worst total of the season. Redshirt freshman **BRISTON GUIDRY (7)** scored the third defensive TD of the season for the Razorbacks on a fumble recovery in the end zone.

SCORING SUMMARY

	1st	2nd	3rd	4th		Final
Mississippi St.	0	14	0	14	-	28
Arkansas	14	0	7	0	-	21

	Qtr.	Time	Scoring Play
Arkansas	1st	12:46	David Williams 3 yd run (Limpert kick)
Arkansas	1st	7:26	Briston Guidry 0 yd fumble recovery (Limpert kick)
Mississippi St.	2nd	5:17	Nick Fitzgerald 18 yd run (Christmann kick)
Mississippi St.	2nd	2:18	Aeris Williams 8 yd run (Christmann kick)
Arkansas	3rd	4:35	Devwah Whaley 1 yd run (Limpert kick)
Mississippi St.	4th	3:57	Reggie Todd 37 yd pass from Fitzgerald (Christmann kick)
Mississippi St.	4th	0:17	Dedrick Thomas 6 yd pass from Fitzgerald (Christmann kick)

TEAM STATS

	MISSISSIPPI ST.	ARKANSAS
FIRST DOWNS	19	12
RUSHES-YARDS (NET)	48-195	34-97
PASSING YDS (NET)	153	124
Comp-Passes Att-Int	12-23-0	12-18-0
TOTAL OFFENSE PLAYS-YARDS	71-348	52-221
Fumble Returns-Yards	0-0	0-0
Punt Returns-Yards	1(-6)	0-0
Kickoff Returns-Yards	3-21	3-39
Interception Returns-Yards	0-0	0-0
Punts (Number-Avg)	5-38.0	6-36.5
Fumbles-Lost	4-2	3-1
Penalties-Yards	4-47	4-35
Possession Time	33:31	26:29
Third-Down Conversions	8 of 17	3 of 11
Fourth-Down Conversions	2 of 3	0 of 2
Red-Zone Scores-Chances	3-3	2-2
Sacks By: Number-Yards	4-21	2-15

GAME 12: MISSOURI



Arkansas scored 21 points in the opening quarter against Missouri, including a 57-yard pass from Austin Allen to **JORDAN JONES**, who finished the day with a career-high 122 yards receiving on just two catches.

MISSOURI (7-5 4-4) 48
ARKANSAS (4-8 1-7) 45

November 24, 2017 | Fayetteville, Ark.
 Donald W. Reynolds Razorback Stadium | Time: 1:39 p.m. | Attendance: 64,529
 TV: CBS > Carter Blackburn (PBP), Aaron Taylor (Analyst), Rick Neuheisel (Analyst) & John Schriffen (Sideline)

MISSOURI

RUSHING	Att.	Gain	Lost	Net	TD	Long	Avg.
Ish Witter	39	172	2	170	1	22	4.4
Larry Rountree	15	52	0	52	0	9	3.5
Drew Lock	6	44	18	26	0	34	4.3

PASSING	Comp.	Att.	Yds	TD	Int	Long	Sack
Drew Lock	25	42	448	5	2	56	3

RECEIVING	No.	Yds	TD	Long
J'Mon Moore	10	160	1	41
Al Okwuegbunam	5	63	2	19
Nate Brown	5	49	0	12
Emanuel Hall	2	111	2	56
Domini Collins	2	41	0	31
Johnat Johnson	1	24	0	24

PUNTING	No.	Yds	Avg.	Long	120	50+
Corey Fatony	4	155	38.8	46	1	0

FIELD GOALS	Made	Att.	Long	Kicks
Tucker McCann	2	2	37	Made 37, Made 19

ARKANSAS

RUSHING	Att.	Gain	Lost	Net	TD	Long	Avg.
David Williams	11	76	1	75	2	22	6.8
Devwah Whaley	11	57	2	55	1	28	5.0
Jordan Jones	1	9	0	9	0	9	9.0
T.J. Hammonds	1	4	0	4	0	4	4.0
Deon Stewart	1	0	4	-4	0	0	-4.0
Austin Allen	6	3	9	-6	1	2	-1.0

PASSING	Comp.	Att.	Yds	TD	Int	Long	Sack
Austin Allen	14	29	313	2	1	65	2
Jordan Jones	0	1	0	0	0	0	0

RECEIVING	No.	Yds	TD	Long
Deon Stewart	6	68	0	32
Jordan Jones	2	122	1	65
Brandon Martin	2	43	0	30
David Williams	2	38	1	24
Jeremy Patton	1	33	0	33
La'Michael Pettway	1	9	0	9

PUNTING	No.	Yds	Avg.	Long	120	50+
Blake Johnson	5	193	38.6	57	2	1

FIELD GOALS	Made	Att.	Long	Kicks
Connor Limpert	1	1	42	Made 42

SCORING SUMMARY

	1st	2nd	3rd	4th		Final
Missouri	7	24	0	17	-	48
Arkansas	21	7	7	10	-	45

Qtr.	Time	Scoring Play
Arkansas	1st 12:19	Austin Allen 1 yd run (Limpert kick)
Missouri	1st 4:37	Ish Witter 1 yd run (McCann kick)
Arkansas	1st 2:44	Jordan Jones 57 yd pass from A. Allen (Limpert kick)
Arkansas	1st 1:07	David Williams 16 yd run (Limpert kick)
Missouri	2nd 13:21	Emanuel Hall 55 yd pass from D. Lock (McCann kick)
Arkansas	2nd 7:47	David Williams 22 yd run (Limpert kick)
Missouri	2nd 6:27	Emanuel Hall 56 yd pass from D. Lock (McCann kick)
Missouri	2nd 4:09	Al Okwuegbunam 10 yd pass from D. Lock (McCann kick)
Missouri	2nd 0:07	Tucker McCann 37 yd field goal
Arkansas	3rd 2:02	Devwah Whaley 28 yd run (Limpert kick)
Missouri	4th 12:59	Al Okwuegbunam 8 yd pass from D. Lock (McCann kick)
Arkansas	4th 10:42	David Williams 24 yd pass from A. Allen (Limpert kick)
Missouri	4th 8:14	J'Mon Moore 24 yd pass from D. Lock (McCann kick)
Arkansas	4th 5:00	Connor Limpert 42 yd field goal
Missouri	4th 0:05	Tucker McCann 19 yd field goal

TEAM STATS

	MISSOURI	ARKANSAS
FIRST DOWNS	35	19
RUSHES-YARDS (NET)	60-248	31-133
PASSING YDS (NET)	448	313
Passes Att-Comp-Int	25-42-2	14-30-1
TOTAL OFFENSE PLAYS-YARDS	102-696	61-446
Fumble Returns-Yards	0-0	0-0
Punt Returns-Yards	0-0	1-33
Kickoff Returns-Yards	6-105	5-106
Interception Returns-Yards	1-0	2-63
Punts (Number-Avg)	4-38.8	5-38.6
Fumbles-Lost	0-0	0-0
Penalties-Yards	10-77	8-76
Possession Time	33:21	26:39
Third-Down Conversions	10 of 18	5 of 13
Fourth-Down Conversions	1 of 1	1 of 1
Red-Zone Scores-Chances	5-5	2-2
Sacks By: Number-Yards	2-8	3-18

2017 TEAM & INDIVIDUAL STATISTICS



RESULTS

RESULTS (4-8, 1-7 SEC)

Date	Opponent	Result	Score	Overall	Conf.	Time	Att.
Aug. 31	Florida A&M	W	49-7	1-0-0	0-0-0	3:10	36,055
Sept. 9	TCU	L	28-7	1-1-0	0-0-0	3:07	73,668
Sept. 23	vs Texas A&M*	L	50-43 (OT)	1-2-0	0-1-0	3:48	64,668
Sept. 30	NEW MEXICO STATE	W	42-24	2-2-0	0-1-0	2:59	70,727
Oct. 7	at South Carolina*	L	48-22	2-3-0	0-2-0	3:36	79,416
Oct. 14	at #1 Alabama*	L	41-9	2-4-0	0-3-0	3:12	101,821
Oct. 21	AUBURN*	L	52-20	2-5-0	0-4-0	3:22	71,961
Oct. 28	at Ole Miss*	W	38-37	3-5-0	1-4-0	3:25	55,684
Nov. 4	COASTAL CAROLINA	W	39-38	4-5-0	1-4-0	3:31	61,476
Nov. 11	at LSU*	L	33-10	4-6-0	1-5-0	3:04	98,546
Nov. 18	#16 MISSISSIPPI STATE*	L	28-21	4-7-0	1-6-0	3:18	64,153
Nov. 24	MISSOURI*	L	48-45	4-8-0	1-7-0	3:51	64,529

*indicates conference game

TEAM STATISTICS

	ARKANSAS	OPPONENT
SCORING	345	434
Points Per Game	28.8	36.2
Points Off Turnovers	73	68
FIRST DOWNS	238	257
Rushing	110	128
Passing	108	115
Penalty	20	14
RUSHING YARDAGE	2,016	2,353
Yards gained rushing	2,322	2,565
Yards lost rushing	306	212
Rushing Attempts	462	469
Average Per Rush	4.4	5.0
Average Per Game	168.0	196.1
TDs Rushing	24	28
PASSING YARDAGE	2,465	2,906
Comp-Att-Int	192-340-9	205-346-8
Average Per Pass	7.2	8.4
Average Per Catch	12.8	14.2
Average Per Game	205.4	242.2
TDs Passing	18	23
TOTAL OFFENSE	4,481	5,259
Total Plays	802	815
Average Per Play	5.6	6.5
Average Per Game	373.4	438.2
KICK RETURNS: #-Yards	45-957	38-735
PUNT RETURNS: #-Yards	4-51	11-40
INT RETURNS: #-Yards	8-143	9-94
KICK RETURN AVERAGE	21.3	19.3
PUNT RETURN AVERAGE	12.8	3.6
INT RETURN AVERAGE	17.9	10.4
FUMBLES-LOST	21-9	20-9
PENALTIES-Yards	58-505	65-542
Average Per Game	42.1	45.2
PUNTS-Yards	59-2,277	46-1,842
Average Per Punt	38.6	40.0
Net punt average	36.9	38.1
KICKOFFS-Yards	66-4,008	81-4,926
Average Per Kick	60.7	60.8
Net kick average	41.6	38.8
TIME OF POSSESSION/Game	31:25	28:35
3RD-DOWN Conversions	69/165	77/162
3rd-Down Pct	42%	48%
4TH-DOWN Conversions	9/18	10/15
4th-Down Pct	50%	67%
SACKS BY-Yards	19-128	35-197
MISC YARDS	0	0
TOUCHDOWNS SCORED	46	56
FIELD GOALS-ATTEMPTS	8-11	15-19
ON-SIDE KICKS	0-0	0-0
RED-ZONE SCORES	(35-40) 88%	(48-52) 92%
RED-ZONE TOUCHDOWNS	(30-40) 75%	(34-52) 65%
PAT-ATTEMPTS	(41-42) 98%	(53-55) 96%
ATTENDANCE	406,514	335,467
Games/Avg Per Game	6/67,752	4/83,867
Neutral Site Games		2/50,362

INDIVIDUAL STATISTICS

PASSING	G	EFF	C-A-I	PCT	YDS	TD	LG	AVG/G
Austin Allen	8	132.55	105-187-5	56.1	1,427	10	65	178.4
Cole Kelley	9	127.54	87-151-4	57.6	1,038	8	60	115.3
Jordan Jones	12	0.00	0-1-0	0.0	0	0	0	0.0
Blake Johnson	12	0.00	0-1-0	0.0	0	0	0	0.0
Total	12	129.55	192-340-9	56.5	2,465	18	65	205.4
Opponents	12	147.11	205-346-8	59.2	2,906	23	81	242.2

RUSHING	G	ATT	GAIN	LOSS	NET	AVG	TD	LG	AVG/G
David Williams	12	117	664	8	656	5.6	8	26	54.7
Devwah Whaley	12	127	588	29	559	4.4	7	33	46.6
Chase Hayden	7	61	338	12	326	5.3	4	40	46.6
T.J. Hammonds	12	32	274	12	262	8.2	1	88	21.8
Jordan Jones	12	8	89	1	88	11.0	0	30	7.3
Cole Kelley	9	53	181	107	74	1.4	2	15	8.2
Jonathan Nance	11	5	62	0	62	12.4	0	40	5.6
Austin Cantrell	12	4	15	0	15	3.8	1	5	1.2
De'Von Warren	12	2	10	0	10	5.0	0	6	0.8
Deon Stewart	12	8	16	6	10	1.2	0	8	0.8
Kendrick Jackson	10	1	0	0	0	0.0	0	0	0.0
Ty Storey	2	1	0	5	-5	-5.0	0	0	-2.5
Austin Allen	8	37	85	105	-20	-0.5	1	20	-2.5
TEAM	6	6	0	21	-21	-3.5	0	0	-3.5
Total	12	462	2,322	306	2,016	4.4	24	88	168.0
Opponents	12	469	2,565	212	2,353	5.0	28	79	196.1

RECEIVING	G	NO	YDS	AVG	TD	LG	AVG/G
Jonathan Nance	11	37	539	14.6	5	54	49.0
Deon Stewart	12	33	404	12.2	3	38	33.7
Jordan Jones	12	21	401	19.1	3	65	33.4
Cheyenne O'Grady	11	21	132	6.3	2	19	12.0
Austin Cantrell	12	13	85	6.5	0	31	7.1
Jeremy Patton	11	11	189	17.2	0	33	17.2
David Williams	12	10	171	17.1	2	37	14.2
Brandon Martin	9	9	119	13.2	0	30	13.2
Devwah Whaley	12	8	56	7.0	1	20	4.7
La'Michael Pettway	9	6	92	15.3	0	25	10.2
Will Gragg	10	5	61	12.2	0	33	6.1
Hayden Johnson	12	5	49	9.8	0	17	4.1
Jared Cornelius	3	5	43	8.6	1	15	14.3
T.J. Hammonds	12	2	64	32.0	1	60	5.3
Jarrold Barnes	1	2	30	15.0	0	26	30.0
Chase Hayden	7	1	23	23.0	0	23	3.3
Kendrick Jackson	10	1	11	11.0	0	11	1.1
De'Von Warren	12	1	5	5.0	0	5	0.4
Gary Cross	10	1	-2	-2.0	0	0	-0.2
Johnny Gibson	12	0	-7	0.0	0	0	-0.6
Total	12	192	2,465	12.8	18	65	205.4
Opponents	12	205	2,906	14.2	23	81	242.2

TOTAL OFFENSE	G	PLAYS	RUSH	PASS	TOTAL	AVG/G
Austin Allen	8	224	-20	1427	1407	175.9
Cole Kelley	9	204	74	1038	1112	123.6
David Williams	12	117	656	0	656	54.7
Devwah Whaley	12	127	559	0	559	46.6
Chase Hayden	7	61	326	0	326	46.6
T.J. Hammonds	12	32	262	0	262	21.8
Jordan Jones	12	9	88	0	88	7.3
Jonathan Nance	11	5	62	0	62	5.6
Austin Cantrell	12	4	15	0	15	1.2
Deon Stewart	12	8	10	0	10	0.8
De'Von Warren	12	2	10	0	10	0.8
Ty Storey	2	1	-5	0	-5	-2.5
TEAM	6	6	-21	0	-21	-3.5
Total	12	802	2,016	2,465	4,481	373.4
Opponents	12	815	2,353	2,906	5,259	438.2

SCORE BY QUARTERS

	1ST	2ND	3RD	4TH	OT	TOTAL
Arkansas	90	90	70	95	0	345
Opponents	86	110	95	136	7	434

2017 INDIVIDUAL STATISTICS



ALL-PURPOSE	G	RUSH	REC	PR	KOR	IR	TOTAL	AVG
David Williams	12	656	171	0	0	0	827	68.9
De'Vion Warren	12	10	5	0	765	0	780	65.0
Devwah Whaley	12	559	56	0	0	0	615	51.2
Jonathan Nance	11	62	539	0	0	0	601	54.6
Jordan Jones	12	88	401	0	0	0	489	40.8
Deon Stewart	12	10	404	0	61	0	475	39.6
Chase Hayden	7	326	23	0	0	0	349	49.9
T.J. Hammonds	12	262	64	0	0	0	326	27.2
Jeremy Patton	11	0	189	0	0	0	189	17.2
Cheyenne O'Grady	11	0	132	0	0	0	132	12.0
Brandon Martin	9	0	119	0	0	0	119	13.2
Henre' Toliver	12	0	0	51	0	66	117	9.8
Austin Cantrell	12	15	85	0	0	0	100	8.3
La'Michael Pettway	9	0	92	0	0	0	92	10.2
Hayden Johnson	12	0	49	0	41	0	90	7.5
Cole Kelley	9	74	0	0	0	0	74	8.2
Will Gragg	10	0	61	0	0	0	61	6.1
Josh Liddell	12	0	0	0	0	54	54	4.5
Kendrick Jackson	10	0	11	0	36	0	47	4.7
Jared Cornelius	3	0	43	0	0	0	43	14.3
Gary Cross	10	0	-2	0	38	0	36	3.6
Jarrold Barnes	1	0	30	0	0	0	30	30.0
Santos Ramirez	12	0	0	0	0	16	16	1.3
Jamarío Bell	2	0	0	0	13	0	13	6.5
Kevin Richardson II	12	0	0	0	0	7	7	0.6
Jake Hall	12	0	0	0	3	0	3	0.2
Ty Storey	2	-5	0	0	0	0	-5	-2.5
Johnny Gibson	12	0	-7	0	0	0	-7	-0.6
Austin Allen	8	-20	0	0	0	0	-20	-2.5
TEAM	6	-21	0	0	0	0	-21	-3.5
Total	12	2,016	2,465	51	957	143	5,632	469.3
Opponents	12	2,353	2,906	40	735	94	6,128	510.7

FIELD GOALS	FGM-FGA	%	0-19	20-29	30-39	40-49	50+	LG	BLK
Cole Hedlund	0-2	0.0	0-0	0-2	0-0	0-0	0-0	0	0
Connor Limpert	8-9	88.9	0-0	0-0	5-5	3-4	0-0	48	0

PUNTING	NO	YDS	AVG	LG	TB	FC	I-20	50+	BLK
Blake Johnson	59	2,277	38.6	60	3	24	16	5	0
Total	59	2,277	38.6	60	3	24	16	5	0
Opponents	46	1,842	40.0	58	2	19	15	7	0

FUMBLE RETURNS	NO	YDS	AVG	TD	LONG
Kevin Richardson II	1	22	22.0	1	22
Henre' Toliver	1	18	18.0	1	18
Briston Guidry	0	0	0.0	1	0
Total	2	40	20.0	3	22
Opponents	2	104	52.0	2	73

INTERCEPTIONS	NO	YDS	AVG	TD	LONG
Kevin Richardson II	3	7	2.3	0	7
Henre' Toliver	3	66	22.0	0	35
Santos Ramirez	1	16	16.0	0	16
Josh Liddell	1	54	54.0	0	54
Total	8	143	17.9	0	54
Opponents	9	94	10.4	2	45

SCORING	TDS	FGS	KICK	RUSH	PATs				SAF	PTS
					REC	PASS	DXP	PTS		
David Williams	10	0-0	0-0	0-0	0	0-0	0	0	60	
Connor Limpert	0	8-9	33-34	0-0	0	0-0	0	0	57	
Devwah Whaley	8	0-0	0-0	0-0	0	0-0	0	0	48	
Jonathan Nance	5	0-0	0-0	0-0	0	0-0	0	0	30	
Chase Hayden	4	0-0	0-0	0-0	0	0-0	0	0	24	
Jordan Jones	3	0-0	0-0	0-0	0	0-0	0	0	18	
Deon Stewart	3	0-0	0-0	0-0	0	0-0	0	0	18	
T.J. Hammonds	2	0-0	0-0	0-0	0	0-0	0	0	12	
Cole Kelley	2	0-0	0-0	0-0	0	1-3	0	0	12	
Cheyenne O'Grady	2	0-0	0-0	0-0	0	0-0	0	0	12	
Cole Hedlund	0	0-2	8-8	0-0	0	0-0	0	0	8	
De'Vion Warren	1	0-0	0-0	0-0	0	0-0	0	0	6	
Briston Guidry	1	0-0	0-0	0-0	0	0-0	0	0	6	
Jared Cornelius	1	0-0	0-0	0-0	0	0-0	0	0	6	
Austin Allen	1	0-0	0-0	0-0	0	1-1	0	0	6	
Austin Cantrell	1	0-0	0-0	0-0	0	0-0	0	0	6	
Henre' Toliver	1	0-0	0-0	0-0	0	0-0	0	0	6	
Kevin Richardson II	1	0-0	0-0	0-0	0	0-0	0	0	6	
Jeremy Patton	0	0-0	0-0	0-0	2	0-0	0	0	4	
Total	46	8-11	41-42	0-0	2	2-4	0	0	345	
Opponents	56	15-19	53-55	0-0	0	0-1	0	0	434	

KICKOFF RETURNS	NO	YDS	AVG	TD	LONG
De'Vion Warren	29	765	26.4	1	100
Hayden Johnson	4	41	10.2	0	12
Deon Stewart	4	61	15.2	0	20
Kendrick Jackson	3	36	12.0	0	14
Gary Cross	3	38	12.7	0	21
Jake Hall	1	3	3.0	0	3
Jamarío Bell	1	13	13.0	0	13
Total	45	957	21.3	1	100
Opponents	38	735	19.3	1	100

PUNT RETURNS	NO	YDS	AVG	TD	LONG
Henre' Toliver	4	51	12.8	0	33
Total	4	51	12.8	0	33
Opponents	11	40	3.6	0	15

FIELD GOAL SEQUENCE	ARKANSAS	OPPONENT
Florida A&M	-	-
TCU	23, 20	-
Texas A&M	-	(27), (37), (27)
New Mexico State	-	(27)
South Carolina	(48)	49, (33), 49, (29)
Alabama	(30)	(39), (21)
Auburn	(34), (38)	(21)
Ole Miss	44, (34)	(37), (36), (20)
Coastal Carolina	(46)	(32)
LSU	(38)	32
Mississippi State	-	46
Missouri	(42)	(37), (19)

Numbers in (parentheses) indicate successful field goals.

KICKOFFS	NO	YDS	AVG	TB	OB	RETN	NET	YDLN
Connor Limpert	66	4,008	60.7	21	6			
Total	66	4,008	60.7	21	6	735	41.6	23
Opponents	81	4,926	60.8	33	1	957	38.8	26

2017 INDIVIDUAL DEFENSIVE STATISTICS



#	NAME	GP	TACKLES			TFL/YDS	SACKS NO-YARDS	PASS DEF			FUMBLES		BLOCKED KICK	SAF
			SOLO	AST	TOTAL			INT-YDS	BRUP	OBH	RCV-YDS	FF		
8	De'Jon Harris	12-12	66	49	115	8.5-25	3.5-18	.	2	4
23	Dre Greenlaw	12-12	52	51	103	1.5-15	1.0-14	.	2	2
9	Santos Ramirez	12-12	34	29	63	2.0-4	.	1-16	8	.	1-0	3	.	.
30	Kevin Richardson II	12-9	21	29	50	0.5-1	.	3-7	4	.	1-22	.	.	.
28	Josh Liddell	12-12	29	21	50	.	.	1-54	1	.	.	1	.	.
2	Kamren Curl	12-11	32	14	46	.	.	.	8
5	Henre' Toliver	12-12	34	9	43	1.0-8	.	3-66	8	.	1-18	.	.	.
10	Randy Ramsey	12-8	20	22	42	5.5-18	2.0-13	.	2	6	.	1	.	.
31	Grant Morgan	12-0	22	16	38	3.5-15	1.0-9	.	2	2	.	1	.	.
3	McTelvin Agim	12-11	15	22	37	7.5-33	2.5-19	.	3	3	.	2	.	.
35	Dwayne Eugene	12-7	17	14	31	5.5-25	2.5-19
52	T.J. Smith	12-12	10	16	26	4.0-17	2.0-14	.	.	3	.	1	.	.
78	Bijon Jackson	12-12	7	15	22	2.0-10	1.0-8	.	.	2
41	Austin Capps	12-0	4	18	22	1.5-7	1.5-7	.	1
7	Briston Guidry	11-0	8	13	21	3.5-8	1.0-3	.	.	2	2-0	1	.	.
20	DeAndre Coley	8-0	9	10	19
26	Ryder Lucas	12-0	5	6	11	.	.	.	6	.	1-0	.	.	.
95	Jake Hall	12-1	2	9	11	1.0-4	1.0-4	.	1	2
1	Chevin Calloway	12-0	8	2	10	.	.	.	2
38	Reid Miller	12-0	4	5	9	1-0	.	.	.
33	Dee Walker	6-0	2	5	7
42	J. Marshall	12-0	2	4	6	0.5-0	.	.	.	2
22	Deon Edwards	9-0	3	3	6
90	Armon Watts	5-0	2	2	4
96	Karl Roesler	8-0	.	3	3
25	Micahh Smith	10-0	1	2	3	1	.	.
27	Hayden Henry	12-0	3	.	3
13	Nate Dalton	8-0	3	.	3
37	Brenden Young	5-0	1	1	2
14	Britto Tutt	8-0	2	.	2
51	Hjalte Froholdt	12-12	1	.	1
49	Robert Decker	12-0	.	1	1
85	Cheyenne O'Grady	11-1	1	.	1
9	De'Vion Warren	12-0	.	1	1	1-0	.	.	.
6	Gabe Richardson	4-0	1	.	1	1	.	.
40	Kyrei Fisher	2-0	.	1	1
10	Jordan Jones	12-6	1	.	1
82	Gary Cross	10-0	1	.	1
69	Dylan Hays	10-0	.	1	1	1-0	.	.	.
11	Ryan Pulley	1-1	1	.	1
19	Connor Limpert	12-0	1	.	1
20	Giovanni LaFrance	2-0	1	.	1
13	Deon Stewart	12-6	1	.	1
Total		12-0	427	394	821	48-190	19-128	8-143	44	28	9-40	12	.	.
Opponents		12-0	435	374	809	81.0-295	35-197	9-94	41	56	9-104	15	.	.

TAKEAWAYS/GIVEAWAYS

OPPONENT	GAINED			LOST			DIFF
	FUM	INT	TOT	FUM	INT	TOT	
Florida A&M	1	0	1	0	1	1	0
TCU	1	1	2	1	1	1	1
vs. Texas A&M	0	1	1	0	1	1	0
New Mexico State	1	1	2	0	1	1	1
at South Carolina	0	0	0	2	2	4	-4
at Alabama	1	1	2	0	1	1	1
Auburn	1	1	2	3	0	3	-1
at Ole Miss	2	1	3	1	1	2	1
Coastal Carolina	0	0	0	1	0	1	-1
at LSU	0	0	0	0	1	1	-1
Mississippi State	2	0	2	1	0	1	1
Missouri	0	2	2	0	1	1	1
Total	9	8	17	9	9	18	-1

2017 GAME-BY-GAME STATISTICS



GAME	FINAL SCORE	SCORE BY QUARTER				FIRST DOWNS				RUSHING			PASSING			OFFENSE		PUNTING NO-AVG	FUMBLES NO-LOST	PENALTY NO-YDS	THIRD DOWNS	TOTAL TOP
		1	2	3	4 (OT)	RU	PA	PN	TOT	ATT	YDS	TD	C-A-I	YDS	TD	ATT	YDS					
Florida A&M	7	0	0	0	7	6	3	0	9	31	80	0	14-29-0	95	1	60	175	8-39.0	1-1	7-55	3-16	25-30
Arkansas	49	7	14	14	14	16	9	1	26	45	236	4	16-22-1	179	2	67	415	2-38.0	0-0	2-20	7-10	34-30
TCU	28	7	7	0	14	15	8	1	24	42	195	4	21-31-1	166	0	73	361	4-31.0	3-1	6-60	10-14	33-52
Arkansas	7	7	0	0	0	5	6	2	13	31	129	0	9-23-0	138	1	54	267	6-41.2	2-1	5-49	4-14	26-08
Texas A&M	50	7	10	7	19 (7)	11	7	2	20	42	285	3	14-27-1	216	2	69	501	4-42.5	0-0	6-36	6-15	27-43
Arkansas	43	7	14	7	15 (0)	12	8	1	21	45	226	3	13-27-1	231	3	72	457	7-43.9	0-0	9-69	5-13	32-17
New Mexico St.	24	0	10	7	7	2	15	1	18	14	11	1	23-38-1	344	2	52	355	4-40.5	2-1	6-29	5-9	18-25
Arkansas	42	14	14	7	7	13	13	3	29	51	230	3	19-26-1	264	3	77	494	1-29.0	2-0	3-35	9-13	41-35
Arkansas	22	3	7	0	12	7	11	1	19	32	106	1	20-37-2	224	2	69	330	5-35.0	2-2	4-25	6-14	30-25
South Carolina	48	3	14	17	14	9	9	1	19	36	159	0	16-31-0	199	3	67	358	2-49.5	1-0	3-25	4-13	29-35
Arkansas	9	0	0	3	6	3	9	3	15	29	27	0	23-43-1	200	1	72	227	8-38.4	2-0	5-25	5-18	29-33
Alabama	41	17	7	7	10	14	9	0	23	43	308	4	13-21-1	188	1	64	496	3-43.7	1-1	6-66	5-11	30-27
Auburn	52	10	7	28	7	17	8	1	26	47	345	5	21-30-1	284	2	77	629	2-36.5	1-1	3-25	9-15	31-10
Arkansas	20	3	3	7	7	10	7	2	19	42	171	1	15-26-0	163	0	68	334	6-45.0	4-3	7-50	5-16	28-50
Arkansas	38	7	14	7	10	15	10	2	27	53	260	1	19-30-1	189	3	83	449	3-37.7	1-1	1-10	12-19	40-27
Ole Miss	37	21	10	0	6	8	14	0	22	29	198	4	20-30-1	368	0	59	566	2-44.0	2-2	3-27	4-9	19-33
Coastal Carolina	38	7	7	17	7	8	10	3	21	38	131	1	15-28-0	228	3	66	359	4-45.0	2-0	6-55	8-15	31-02
Arkansas	39	7	10	8	14	13	8	0	21	35	259	4	16-25-0	264	1	60	523	3-32.3	3-1	5-52	3-9	28-58
Arkansas	10	0	7	3	0	6	10	1	17	34	142	1	16-33-1	176	0	67	318	7-34.9	2-0	5-59	5-15	31-06
LSU	33	7	0	12	14	11	9	1	21	39	198	3	11-16-0	217	2	55	415	4-39.5	1-0	5-40	5-10	28-54
Mississippi St.	28	0	14	0	14	13	6	0	19	48	195	2	12-23-0	153	2	71	348	5-38.0	4-2	4-47	8-17	33-31
Arkansas	21	14	0	7	0	3	7	2	12	34	97	2	12-18-0	124	0	52	221	6-36.5	3-1	4-35	3-11	26-29
Missouri	48	7	24	0	17	14	17	4	35	60	248	1	25-42-2	448	5	102	696	4-38.8	0-0	10-77	10-18	33-21
Arkansas	45	21	7	7	10	7	10	2	19	31	133	4	14-30-1	313	2	61	446	5-38.6	0-0	8-76	5-13	26-39

GAME-BY-GAME OFFENSIVE STARTERS

OPPONENT	LT	LG	C	RG	RT	TE	TE/WR/FB	QB	RB	WR	WR
Florida A&M	C. Jackson	H. Froholdt	F. Ragnow	T. Clary	J. Gibson	A. Cantrell	Ke. Jackson (FB)	A. Allen	D. Whaley	D. Stewart	L. Pettway
TCU	C. Jackson	H. Froholdt	F. Ragnow	T. Clary	J. Gibson	A. Cantrell	D. Stewart (WR)	A. Allen	D. Whaley	J. Cornelius	J. Jones
vs. Texas A&M	C. Jackson	H. Froholdt	F. Ragnow	T. Clary	J. Gibson	A. Cantrell/C. O'Grady	Ke. Jackson (FB)	A. Allen	D. Williams	J. Cornelius	--
New Mexico State	C. Jackson	H. Froholdt	F. Ragnow	T. Clary	J. Gibson	A. Cantrell	Ke. Jackson (FB)	A. Allen	D. Whaley	J. Jones	J. Nance
at South Carolina	C. Jackson	H. Froholdt	F. Ragnow	J. Gibson	P. Ramirez	A. Cantrell	J. Patton (TE)	A. Allen	D. Whaley	J. Jones	J. Nance
at Alabama	J. Gibson	H. Froholdt	Z. Rogers	F. Ragnow	B. Wallace	A. Cantrell/J. Kraus	Ke. Jackson (FB)	C. Kelley	D. Whaley	--	J. Nance
Auburn	P. Ramirez	H. Froholdt	F. Ragnow	J. Gibson	B. Wallace	J. Patton	D. Stewart (WR)	C. Kelley	D. Whaley	J. Jones	J. Nance
at Ole Miss	C. Jackson	H. Froholdt	Z. Rogers	J. Gibson	B. Wallace	A. Cantrell	J. Patton (TE)	C. Kelley	D. Whaley	D. Stewart	J. Nance
Coastal Carolina	C. Jackson	H. Froholdt	Z. Rogers	J. Gibson	B. Wallace	J. Patton	Ke. Jackson (FB)	C. Kelley	D. Whaley	L. Pettway	B. Martin
at LSU	C. Jackson	H. Froholdt	Z. Rogers	J. Gibson	B. Wallace	J. Patton	A. Cantrell (TE)	A. Allen	D. Whaley	D. Stewart	J. Nance
Mississippi State	C. Jackson	H. Froholdt	Z. Rogers	J. Gibson	B. Wallace	J. Patton	A. Cantrell (TE)	A. Allen	D. Whaley	D. Stewart	J. Jones
Missouri	C. Jackson	H. Froholdt	J. Raulerson	J. Gibson	B. Wallace	A. Cantrell	L. Pettway (WR)	A. Allen	D. Whaley	J. Jones	B. Martin

GAME-BY-GAME DEFENSIVE STARTERS

OPPONENT	DE	NT	DE	RAZOR	MLB	WLB	HOG	CB	FS	SS	CB	CB
Florida A&M	M. Agim	B. Jackson	T. Smith	R. Ramsey	D. Harris	D. Greenlaw	--	R. Pulley	J. Liddell	S. Ramirez	H. Tolver	K. Richardson
TCU	M. Agim	B. Jackson	T. Smith	R. Ramsey	D. Harris	D. Greenlaw	--	K. Curl	J. Liddell	S. Ramirez	H. Tolver	K. Richardson
vs. Texas A&M	M. Agim	B. Jackson	T. Smith	R. Ramsey	D. Harris	D. Greenlaw	D. Eugene	K. Curl	J. Liddell	S. Ramirez	H. Tolver	--
New Mexico State	M. Agim	B. Jackson	T. Smith	--	D. Harris	D. Greenlaw	D. Eugene	K. Curl	J. Liddell	S. Ramirez	H. Tolver	K. Richardson
at South Carolina	M. Agim	B. Jackson	T. Smith	--	D. Harris	D. Greenlaw	D. Eugene	K. Curl	J. Liddell	S. Ramirez	H. Tolver	K. Richardson
at Alabama	M. Agim	B. Jackson	T. Smith	--	D. Harris	D. Greenlaw	D. Eugene	K. Curl	J. Liddell	S. Ramirez	H. Tolver	K. Richardson
Auburn	M. Agim	B. Jackson	T. Smith	--	D. Harris	D. Greenlaw	D. Eugene	K. Curl	J. Liddell	S. Ramirez	H. Tolver	K. Richardson
at Ole Miss	J. Hall	B. Jackson	T. Smith	R. Ramsey	D. Harris	D. Greenlaw	D. Eugene	K. Curl	J. Liddell	S. Ramirez	H. Tolver	--
Coastal Carolina	M. Agim	B. Jackson	T. Smith	R. Ramsey	D. Harris	D. Greenlaw	--	K. Curl	J. Liddell	S. Ramirez	H. Tolver	K. Richardson
at LSU	M. Agim	B. Jackson	T. Smith	R. Ramsey	D. Harris	D. Greenlaw	D. Eugene	K. Curl	J. Liddell	S. Ramirez	H. Tolver	--
Mississippi State	M. Agim	B. Jackson	T. Smith	R. Ramsey	D. Harris	D. Greenlaw	--	K. Curl	J. Liddell	S. Ramirez	H. Tolver	K. Richardson
Missouri	M. Agim	B. Jackson	T. Smith	R. Ramsey	D. Harris	D. Greenlaw	--	K. Curl	J. Liddell	S. Ramirez	H. Tolver	K. Richardson

CAREER STARTS

OFFENSE	2017	2016	2015	2014	TOT	CONS	DEFENSE	2017	2016	2015	2014	TOT	CONS
Josh Liddell, DB, Sr.	12	13	10	2	37	32	Randy Ramsey, LB, Jr.	8	3	-	-	11	5
Henre' Tolver, DB, Sr.	12	10	10	4	36	14	Kendrick Jackson, FB, Jr.	5	2	1	-	8	-
Frank Ragnow, OL, Sr.	7	13	13	-	33	-	Jake Raulerson, OL, Sr.	-	8	-	-	8	1
Dre Greenlaw, LB, Jr.	12	7	11	-	30	13	Dewwah Whaley, RB, So.	11	-	-	-	11	9
Hjalte Froholdt, OL, Jr.	12	13	-	-	25	25	Hayden Johnson, FB/TE, So.	-	7	-	-	7	-
Santos Ramirez, DB, Jr.	12	7	3	-	22	12	De'Andre Coley, FS, Sr.	-	6	-	-	6	-
Austin Allen, QB, Sr.	8	13	-	-	21	3	Jonathan Nance, WR, Jr.	6	-	-	-	6	-
Johnny Gibson, OL, Jr.	12	5	-	-	17	17	Jeremy Patton, TE, Jr.	5	-	-	-	5	-
Brian Wallace, OL, Jr.	7	10	-	-	17	7	Ty Clary, OL, Fr.	4	-	-	-	4	-
Ryan Pulley, DB, Jr.	1	12	1	-	14	-	Jordan Jones, WR, R-Fr.	6	-	-	-	6	2
McTelvin Agim, DL, So.	11	5	-	-	16	4	Cole Kelley, QB, R-Fr.	4	-	-	-	4	-
Dwayne Eugene, LB, Sr.	7	6	1	-	14	-	Zach Rogers, OL, Jr.	6	-	-	-	6	-
Kevin Richardson, DB, Sr.	9	1	5	-	15	2	Deon Stewart, WR, So.	6	-	-	-	6	-
Austin Cantrell, TE, So.	10	5	-	-	15	3	Jack Kraus, TE, Jr.	1	-	-	-	1	-
Jared Cornelius, WR, Sr.	2	4	6	-	12	-	Brandon Martin, WR, So.	2	-	-	-	2	1
Colton Jackson, OL, So.	10	3	-	-	13	5	Cheyenne O'Grady, TE, So.	1	-	-	-	1	-
DeJon Harris, LB, So.	12	-	-	-	12	12	La'Michael Pettway, WR, So.	3	-	-	-	3	1
Bijon Jackson, DL, Sr.	12	-	-	-	12	12	Paul Ramirez, OL, Sr.	2	-	-	-	2	-
T.J. Smith, DL, So.	12	-	-	-	12	12	Karl Roesler, DL, Sr.	-	1	-	-	1	-
Kamren Curl, DB, Fr.	11	-	-	-	11	11	David Williams, RB, Sr.	1	-	-	-	1	-

2017 SCORING DRIVES



ARKANSAS SCORING DRIVES

OPP	PLAYS	YARDS	TIME	QTR/TIME	START	SCORING PLAY
FLORIDA A&M	11	64	5:58	1st/7:13	ARK36	Whaley 5-yd run
FLORIDA A&M	4	48	1:59	2nd/9:53	FAMU48	D. Stewart 16-yd pass from Allen
FLORIDA A&M	9	63	4:32	2nd/5:53	ARK37	D. Williams 4-yd run
FLORIDA A&M	7	56	3:02	3rd/11:48	ARK44	Hayden 5-yd run
FLORIDA A&M	10	71	4:57	3rd/4:54	ARK29	D. Williams 1-yd run
FLORIDA A&M	10	75	6:03	4th/8:23	ARK25	O'Grady 7-yd pass from Kelley
TCU	6	75	2:28	1st/10:43	ARK25	Nance 49-yd pass from Allen
vs. Texas A&M	7	65	3:27	1st/12:31	ARK35	Cornelius 6-yd pass from Allen
vs. Texas A&M	11	82	5:25	2nd/5:19	ARK18	D. Williams 2-yd from Kelley
vs. Texas A&M	2	30	0:31	2nd/10:52	TAMU30	Hayden 6-yd run
vs. Texas A&M	6	71	2:11	3rd/4:04	ARK29	D. Williams 1-yd run
vs. Texas A&M	7	79	3:25	4th/8:46	ARK21	Nance 4-yd pass from Allen
vs. Texas A&M	4	75	1:31	4th/5:10	ARK25	D. Williams 4-yd run
NEW MEXICO ST.	9	80	3:59	1st/15:00	ARK20	D. Stewart 38-yd pass from Allen
NEW MEXICO ST.	8	80	3:34	1st/3:34	ARK20	Whaley 3-yd run
NEW MEXICO ST.	8	61	4:59	2nd/13:37	ARK39	Nance 31-yd pass from Allen
NEW MEXICO ST.	8	68	4:17	2nd/5:51	ARK32	Hayden 2-yd run
NEW MEXICO ST.	16	63	9:01	3rd/11:21	ARK37	Nance 3-yd pass from Allen
NEW MEXICO ST.	6	22	2:26	3rd/2:20	NMSU22	Hayden 1-yd run
at South Carolina	8	45	3:15	1st/9:46	ARK25	Limpert 48-yd FG
at South Carolina	12	75	5:49	2nd/14:15	ARK25	Jones 5-yd pass from Allen
at South Carolina	10	75	4:11	4th/12:47	ARK25	Williams 4-yd run
at South Carolina	5	58	1:53	4th/3:33	ARK42	Nance 34-yd pass from Kelley
at Alabama	13	48	5:18	3rd/9:34	ARK40	Limpert 30-yd FG
at Alabama	13	75	5:52	4th/8:55	ARK25	Jones 3-yd pass from Kelley
AUBURN	9	59	3:42	1st/11:39	ARK25	Limpert 34-yd FG
AUBURN	7	55	2:27	2nd/3:07	ARK25	Limpert 38-yd FG
AUBURN	13	75	6:37	4th/9:44	ARK25	Whaley 2-yd run
at Ole Miss	13	70	6:29	1st/14:24	ARK30	Whaley 12-yd pass from Kelley
at Ole Miss	10	70	5:44	2nd/8:28	ARK30	Kelley 15-yd run
at Ole Miss	3	21	0:55	2nd/14:54	ARK27	Stewart 23-yd pass from Kelley
at Ole Miss	8	73	4:13	3rd/6:01	OM22	O'Grady 9-yd pass from Kelley
at Ole Miss	12	62	4:00	4th/4:04	ARK22	Limpert 34-yd FG
COASTAL CAROLINA	7	68	3:08	1st/15:00	ARK32	Whaley 5-yd run
COASTAL CAROLINA	2	74	1:10	2nd/12:20	ARK26	Hammonds 60-yd pass from Kelley
COASTAL CAROLINA	11	52	5:38	2nd/6:45	ARK20	Limpert 46-yd FG
COASTAL CAROLINA	6	71	2:27	3rd/10:31	ARK29	Cantrell 5-yd run
COASTAL CAROLINA	1	88	0:14	4th/10:23	ARK12	Hammonds 88-yd run
COASTAL CAROLINA	11	76	5:54	4th/7:49	ARK24	Kelley 1-yd run
at LSU	10	86	5:09	2nd/5:25	ARK14	Whaley 1-yd run
at LSU	9	53	4:46	3rd/11:08	ARK27	Limpert 38-yd FG
MISSISSIPPI ST.	3	36	0:54	1st/13:40	MSU36	Williams 3-yd run
MISSISSIPPI ST.	10	75	4:53	3rd/9:28	ARK25	Whaley 1-yd run
MISSOURI	5	70	1:25	1st/13:44	ARK30	Allen 1-yd run
MISSOURI	4	75	1:53	1st/4:37	ARK25	Jones 57-yd pass from Allen
MISSOURI	2	29	0:43	1st/1:50	MIZ29	Williams 16-yd run
MISSOURI	5	86	2:33	2nd/10:20	ARK14	Williams 22-yd run
MISSOURI	9	77	5:04	3rd/7:06	ARK23	Whaley 28-yd run
MISSOURI	6	49	2:17	4th/12:59	MIZ49	Williams 24-yd pass from Allen
MISSOURI	7	47	3:14	4th/8:14	ARK29	Limpert 42-yd FG
FLORIDA A&M	15	76	6:34	4th/8:29	FAMU24	Norwood 7-yd pass from Jeffries
TCU	8	45	2:42	1st/13:25	ARK45	Olonilua 1-yd run
TCU	15	80	7:17	2nd/14:56	TCU20	Hicks 4-yd run
TCU	7	55	4:29	4th/6:47	TCU45	D. Anderson 14-yd run
TCU	1	13	0:14	4th/2:18	ARK13	Olonilua 13-yd run

OPP	PLAYS	YARDS	TIME	QTR/TIME	START	SCORING PLAY
vs. Texas A&M	3	85	1:02	1st/8:02	TAMU15	Kirk 81-yd pass from Mond
vs. Texas A&M	5	79	2:18	2nd/8:03	TAMU11	LaCamera 27-yd FG
vs. Texas A&M	6	82	2:14	2nd/1:57	TAMU29	T. Williams 18-yd run
vs. Texas A&M	9	71	3:37	3rd/8:48	TAMU29	Ford 23-yd run
vs. Texas A&M	13	56	5:13	4th/11:40	TAMU25	LaCamera 37-yd FG
vs. Texas A&M	3	53	0:47	4th/8:46	TAMU47	Ford 44-yd run
vs. Texas A&M	11	40	3:35	4th/5:10	ARK49	LaCamera 27-yd FG
vs. Texas A&M	3	25	0:00	0T/15:00	ARK25	Kirk 10-yd pass from Mond
NEW MEXICO ST.	7	65	2:47	2nd/8:38	NMSU35	T. Rogers 1-yd run
NEW MEXICO ST.	7	68	1:34	2nd/1:34	NMSU22	D. Brown 27-yd FG
NEW MEXICO ST.	11	80	3:39	3rd/15:00	NMSU20	Clark 9-yd pass from T. Rogers
NEW MEXICO ST.	6	81	2:07	4th/14:54	NMSU19	Scott 36-yd pass from T. Rogers
at South Carolina	4	0	1:27	1st/11:13	ARK15	P. White 33-yd FG
at South Carolina	2	65	0:45	2nd/15:00	SC35	Hurst 62-yd pass from Bentley
at South Carolina	8	69	1:54	2nd/1:58	SC31	Edwards 18-yd pass from Bentley
at South Carolina	9	50	3:49	3rd/13:17	SC38	P. White 29-yd FG
at South Carolina	11	60	5:37	3rd/3:24	SC40	T. Williams 3-yd pass from Bentley
at Alabama	1	75	0:15	1st/15:00	ARK25	D. Harris 75-yd run
at Alabama	4	4	1:27	1st/13:03	ALA25	Pappanastos 39-yd FG
at Alabama	8	65	3:03	1st/10:27	ARK35	D. Harris 4-yd run
at Alabama	9	75	3:19	2nd/4:39	ARK25	Hurts 11-yd run
at Alabama	6	78	2:51	3rd/4:16	ARK22	Ruggs III 20-yd pass from Hurts
at Alabama	5	35	2:15	4th/14:44	ALA35	N. Harris 4-yd run
at Alabama	5	37	2:10	4th/11:05	ALA40	Pappanastos 21-yd FG
AUBURN	7	80	2:32	1st/14:11	AU20	Stidham 15-yd run
AUBURN	15	67	6:53	1st/7:57	AU29	Carlson 21-yd run
AUBURN	7	41	2:08	2nd/5:15	ARK41	K. Johnson 2-yd run
AUBURN	10	75	2:50	3rd/15:00	AU25	Pettway 2-yd run
AUBURN	4	70	1:35	3rd/9:08	AU30	Pettway 38-yd run
AUBURN	1	62	0:11	3rd/4:24	AU38	Slayton 62-yd pass from R. Davis
AUBURN	3	23	1:02	3rd/1:30	ARK23	Pettway 11-yd run
AUBURN	6	80	2:54	4th/12:38	AU20	Barrett 4-yd pass from Willis
at Ole Miss	2	74	0:31	1st/15:00	OM26	Wilkins 64-yd run
at Ole Miss	4	72	1:05	1st/7:49	OM28	Swinney 2-yd run
at Ole Miss	5	67	1:11	1st/5:34	OM33	Ta'amu 49-yd run
at Ole Miss	10	53	3:14	2nd/1:17	OM27	Wunderlich 37-yd FG
at Ole Miss	4	66	1:10	2nd/12:01	OM34	Ta'amu 8-yd run
at Ole Miss	10	51	2:36	4th/2:00	OM30	Wunderlich 36-yd FG
at Ole Miss	5	39	1:59	4th/11:51	ARK42	Wunderlich 20-yd FG
COASTAL CAROLINA	14	75	7:13	1st/11:52	CCU25	O. Black 9-yd pass from Keane
COASTAL CAROLINA	7	88	3:40	2nd/1:00	CCU12	James 6-yd run
COASTAL CAROLINA	6	75	2:28	3rd/15:00	CCU25	Williams 16-yd pass from Anderson
COASTAL CAROLINA	10	60	4:16	3rd/8:04	CCU25	Rabon 32-yd FG
COASTAL CAROLINA	8	35	3:52	4th/1:49	ARK35	C. Jones 10-yd pass from Anderson
at LSU	3	62	1:24	1st/3:03	LSU38	DJ Chark 45-yd pass from Etling
at LSU	8	75	3:47	3rd/15:00	LSU25	Guice 6-yd run
at LSU	5	65	1:53	3rd/6:22	LSU35	Guice 33-yd run
at LSU	4	69	1:43	3rd/1:35	LSU31	DJ Chark 68-yd pass from Etling
at LSU	5	22	2:36	4th/6:22	ARK22	Guice 1-yd run
MISSISSIPPI ST.	8	50	2:45	2nd/8:00	MSU50	Fitzgerald 18-yd run
MISSISSIPPI ST.	3	17	1:26	2nd/3:44	ARK17	A. Williams 8-yd run
MISSISSIPPI ST.	6	55	3:06	4th/7:03	MSU45	Todd 37-yd pass from Fitzgerald
MISSISSIPPI ST.	9	44	2:44	4th/3:01	ARK44	D. Thomas 6-yd pass from Fitzgerald
MISSOURI	11	92	3:26	1st/8:03	MIZ08	Witter 1-yd run
MISSOURI	6	92	2:46	2nd/1:07	MIZ08	Hall 55-yd pass from Lock
MISSOURI	5	79	1:20	2nd/7:47	MIZ21	Hall 56-yd pass from Lock
MISSOURI	5	55	1:20	2nd/5:29	MIZ45	Okwuegbunam 10-yd pass from Lock
MISSOURI	11	60	3:04	2nd/3:11	MIZ21	McCann 37-yd FG
MISSOURI	15	75	4:03	4th/2:02	MIZ25	Okwuegbunam 8-yd pass from Lock
MISSOURI	8	89	2:28	4th/10:42	MIZ11	Moore 24-yd pass from Lock
MISSOURI	14	75	4:55	4th/5:00	MIZ23	McCann 19-yd FG

2017 MISCELLANEOUS STATISTICS



SCORING DRIVE BREAKDOWN

YARDAGE	ARKANSAS		OPPONENT	
	TD	FG	TD	FG
Neg. Yards	-	-	-	-
0-9	-	-	-	2
10-19	-	-	2	-
20-29	3	-	3	-
30-39	2	-	2	2
40-49	2	3	3	1
50-59	2	4	5	4
60-69	7	1	12	3
70-79	20	-	14	2
80-89	6	-	9	-
90-99	-	-	2	-
TOTALS	42	8	52	14

THREE-AND-OUTS

	ARKANSAS	OPPONENT
FLORIDA A&M	1/12 (8.3%)	6/11 (54.6%)
TCU	5/11 (45.5%)	3/12 (25.0%)
vs. Texas A&M	4/15 (26.7%)	2/16 (12.5%)
NEW MEXICO ST.	0/10 (0.0%)	3/10 (30.0%)
at South Carolina	4/14 (28.6%)	1/14 (7.1%)
at Alabama	6/13 (46.2%)	2/13 (15.4%)
AUBURN	3/14 (21.4%)	1/14 (7.1%)
at Ole Miss	2/13 (15.4%)	0/14 (0.0%)
COASTAL CAROLINA	1/12 (8.3%)	3/11 (27.3%)
at LSU	3/11 (27.3%)	1/12 (8.3%)
MISSISSIPPI ST.	4/14 (28.6%)	2/13 (15.4%)
MISSOURI	3/15 (20.0%)	1/14 (7.1%)
TOTAL	36/154 (23.4%)	25/154 (16.2%)

ARKANSAS INSIDE OPPONENT RED ZONE

OPPONENT	TIMES IN RZ	TIMES SCORED	TOTAL PTS	TOTAL TDS	RUSH TDS	PASS TDS	FGS MADE	FGA	[-----FAILED TO SCORE INSIDE RZ-----]					
									DOWN	INT	FUMB	HALF	GAME	
Florida A&M	6	6	42	6	4	2	0	0	0	0	0	0	0	0
TCU	2	0	0	0	0	0	0	2	0	0	0	0	0	0
vs Texas A&M	6	5	35	5	3	2	0	0	0	1	0	0	0	0
New Mexico St.	4	4	28	4	3	1	0	0	0	0	0	0	0	0
at South Carolina	2	2	13	2	1	1	0	0	0	0	0	0	0	0
at Alabama	3	2	9	1	0	1	1	0	0	0	0	0	1	0
Auburn	3	3	13	1	1	0	2	0	0	0	0	0	0	0
at Ole Miss	4	4	24	3	1	2	1	0	0	0	0	0	0	0
Coastal Carolina	4	3	22	3	3	0	0	0	0	0	0	0	1	0
at LSU	2	2	10	1	1	0	1	0	0	0	0	0	0	0
Mississippi St.	2	2	14	2	2	0	0	0	0	0	0	0	0	0
Missouri	2	2	14	2	2	0	0	0	0	0	0	0	0	0
TOTALS	40	35	224	30	21	9	5	2	0	1	0	2	0	0

LONG PLAYS BY YARDS

	NO.	TD
100+	1	1
90-99	0	0
80-89	1	1
70-79	0	0
60-69	2	1
50-59	4	1
40-49	11	2
30-39	21	3
20-29	59	7

LONG PLAYS BY TYPE

	NO.	TD
Rushing	23	3
Passing	42	10
Punt returns	1	0
Kick returns	27	1
Interceptions	4	0
Fumble returns	2	2
Other	0	0
TOTAL	99	16

SCORING DRIVE SUPERLATIVES

	ARKANSAS	OPPONENT
Most Plays/Result	16/TD vs. New Mexico St.	(4x) 15/TD vs. Missouri
Most Yards/Result	88/TD vs. Coastal Carolina	(2x) 92/TD vs. Missouri
Most Time/Result	9:01/TD vs. New Mexico St.	7:17/TD vs. TCU

SPECIAL TEAMS TACKLES

PLAYER	TOTAL	KO	PUNT
Ryder Lucas	12	10	2
Grant Morgan	7	7	0
Deon Edwards	7	7	0
Reid Miller	7	5	2
Dee Walker	5	5	0
Hayden Henry	4	4	0
Santos Ramirez	4	4	0
Nate Dalton	3	3	0
Micahh Smith	2	2	0
Brenden Young	2	2	0
Kevin Richardson II	1	1	0
Kyrei Fisher	1	1	0
Chevin Calloway	1	1	0
Connor Limpert	1	1	0
Gary Cross	1	0	1
Henre' Toliver	1	1	0
De'Vion Warren	1	0	1
Giovanni LaFrance	1	1	0
Dwayne Eugene	1	1	0
TOTALS	62	56	6

OPPONENT INSIDE ARKANSAS RED ZONE

OPPONENT	TIMES IN RZ	TIMES SCORED	TOTAL PTS	TOTAL TDS	RUSH TDS	PASS TDS	FGS MADE	FGA	[-----FAILED TO SCORE INSIDE RZ-----]					
									DOWN	INT	FUMB	HALF	GAME	
Florida A&M	1	1	7	1	0	1	0	0	0	0	0	0	0	0
TCU	5	4	28	4	4	0	0	0	0	0	1	0	0	0
vs Texas A&M	5	5	23	2	1	1	3	0	0	0	0	0	0	0
New Mexico St.	4	3	17	2	1	1	1	0	0	1	0	0	0	0
at South Carolina	4	4	20	2	0	2	2	0	0	0	0	0	0	0
at Alabama	5	5	31	4	3	1	1	0	0	0	0	0	0	0
Auburn	7	6	38	5	4	1	1	0	1	0	0	0	0	0
at Ole Miss	5	5	23	2	2	0	3	0	0	0	0	0	0	0
Coastal Carolina	5	5	31	4	1	3	1	0	0	0	0	0	0	0
at LSU	3	2	13	2	2	0	0	1	0	0	0	0	0	0
Mississippi St.	3	3	21	3	2	1	0	0	0	0	0	0	0	0
Missouri	5	5	27	3	1	2	2	0	0	0	0	0	0	0
TOTALS	52	48	279	34	21	13	14	1	1	1	1	0	0	0

LONGEST PLAYS OF THE YEAR

Rushing	88	T.J. Hammonds vs Coastal Carolina (11/4/2017)
Rushing Touchdown	88	T.J. Hammonds vs Coastal Carolina (11/4/2017)
Passing	65	Jordan Jones from Austin Allen vs Missouri (11/24/2017)
Passing Touchdown	60	T.J. Hammonds from Cole Kelley vs Coastal Carolina (11/4/2017)
Punt Return	33	Henre' Toliver vs Missouri (11/24/2017)
Kick Return	100	De'Vion Warren vs Auburn (10/28/2017)
Interception Return	54	Josh Liddell vs Ole Miss (10/28/2017)
Fumble Return	22	Kevin Richardson II vs Ole Miss (10/28/2017)
Punt	60	Blake Johnson vs Auburn (10/21/2017)
Field Goal	48	Connor Limpert vs South Carolina (10/7/2017)

20-YARD PLUS BY PLAYER

PLAYER	NO	TD	R	P	KR	PR	IR	FR
De'Vion Warren	25	1	0	0	25	0	0	0
Jonathan Nance	12	4	2	10	0	0	0	0
David Williams	10	2	5	5	0	0	0	0
Deon Stewart	9	3	0	8	1	0	0	0
T.J. Hammonds	7	2	6	1	0	0	0	0
Jordan Jones	7	1	2	5	0	0	0	0
Devwah Whaley	6	1	5	1	0	0	0	0
Jeremy Patton	5	0	0	5	0	0	0	0
Henre' Toliver	3	0	0	0	0	1	2	0
Chase Hayden	3	0	2	1	0	0	0	0
Kevin Richardson II	2	2	0	0	0	0	0	2
Josh Liddell	2	0	0	0	0	0	2	0
Brandon Martin	2	0	0	2	0	0	0	0
Austin Cantrell	1	0	0	1	0	0	0	0
Jarrod Barnes	1	0	0	1	0	0	0	0
La'Michael Pettway	1	0	0	1	0	0	0	0
Will Gragg	1	0	0	1	0	0	0	0
Gary Cross	1	0	0	0	1	0	0	0
Austin Allen	1	0	1	0	0	0	0	0
TOTAL	99	16	23	42	27	1	4	2

2017 SEASON HIGHS



ARKANSAS INDIVIDUAL SEASON-HIGHS

Rush Attempts	19	Devwah Whaley, New Mexico State
Yards Rushing	120	Chase Hayden, Florida A&M
TD Rushes	2 (4x)	last David Williams, Missouri
Long Rush	88	T.J. Hammonds, Coastal Carolina
Pass Attempts	42	Cole Kelley, at Alabama
Pass Completions	23	Cole Kelley, at Alabama
Yards Passing	313	Austin Allen, Missouri
TD Passes	3 (2x)	last Cole Kelley, at Ole Miss
Long Pass	65	Austin Allen, New Mexico State
Receptions	8	Jonathan Nance, at South Carolina
Yards Receiving	122	Jordan Jones, Missouri
TD Receptions	2	Jonathan Nance, New Mexico State
Long Reception	65	Jordan Jones, Missouri
Field Goals	2	Connor Limpert, Auburn
Long Field Goal	48	Connor Limpert, at South Carolina
Punts	8	Blake Johnson, at Alabama
Punting Avg.	45.0	Blake Johnson, Auburn
Long Punt	60	Blake Johnson, Auburn
Punts Inside 20	3	Blake Johnson, at Alabama
Long Punt Return	33	Henre' Tolliver, Missouri
Long Kickoff Return	100	De'Vion Warren, Auburn
Tackles	17	Dre Greenlaw, TCU
Sacks	1.0 (17x)	last D. Greenlaw, D. Harris, B. Guidry, Missouri
Tackles for Loss	2.5	McTelvin Agim, Mississippi State
Interceptions	2	Henre' Tolliver, Missouri

ARKANSAS TEAM SEASON-HIGHS

Rushes	53	at Ole Miss
Yards Rushing	260	at Ole Miss
Yards per Rush	7.4	Coastal Carolina
TD Rushes	4 (3x)	last Missouri
Pass Attempts	43	at Alabama
Pass Completions	23	at Alabama
Yards Passing	313	Missouri
Yards per Pass Comp.	10.6	Coastal Carolina
TD Passes	3 (3x)	last at Ole Miss
Total Plays	83	at Ole Miss
Total Offense	523	Coastal Carolina
Yards per Play	8.7	Coastal Carolina
Points	49	Florida A&M
Sacks By	3 (2x)	last Missouri
First Downs	29	New Mexico State
Penalties	9	Texas A&M
Penalty Yards	76	Missouri
Turnovers	4	at South Carolina
Interceptions By	2	Missouri
Punts	8	at Alabama
Punting Avg.	45.0	Auburn
Long Punt	60	Auburn
Punts Inside 20	3	at Alabama

OPPONENT INDIVIDUAL SEASON-HIGHS

Rush Attempts	39	Ish Witter, Missouri
Yards Rushing	170	Ish Witter, Missouri
TD Rushes	3 (2x)	last Derrius Guice, at LSU
Long Rush	79	Kellen Mond, vs. Texas A&M
Pass Attempts	42	Drew Lock, Missouri
Pass Completions	25	Drew Lock, Missouri
Yards Passing	448	Drew Lock, Missouri
TD Passes	5	Drew Lock, Missouri
Long Pass	81	Kellen Mond, vs. Texas A&M
Receptions	10	J'Mon Moore, Missouri
Yards Receiving	174	Jaleel Scott, New Mexico State
TD Receptions	2 (4x)	last Emanuel Hall, vs. Texas A&M
Long Reception	81	Christian Kirk, vs. Texas A&M
Field Goals	3 (2x)	last Gary Wunderlich, at Ole Miss
Long Field Goal	39	A. Pappanastos, at Alabama
Punts	8	Chris Faddoul, Florida A&M
Punting Avg.	49.5	Joseph Charlton, at South Carolina
Long Punt	58	Joseph Charlton, at South Carolina
Punts Inside 20	3	Z. Von Rosenberg, at LSU
Long Punt Return	15	A.J. Brown, at Ole Miss
Long Kickoff Return	100	Christian Kirk, vs. Texas A&M
Tackles	16	Ron Laforce, New Mexico State
Sacks	2.5	Montez Sweat, Mississippi State
Tackles for Loss	3.5 (2x)	last Marcel Frazier, Missouri
Interceptions	1 (9x)	last Adam Sparks, Missouri

OPPONENT TEAM SEASON-HIGHS

Rushes	60	Missouri
Yards Rushing	345	Auburn
Yards per Rush	7.3	Auburn
TD Rushes	5	Auburn
Pass Attempts	42	Missouri
Pass Completions	25	Missouri
Yards Passing	448	Missouri
Yards per Pass Comp.	13.6	at LSU
TD Passes	5	Missouri
Total Plays	102	Missouri
Total Offense	696	Missouri
Yards per Play	9.6	at Ole Miss
Points	52	Auburn
Sacks By	6 (2x)	last Auburn
First Downs	35	Missouri
Penalties	10	Missouri
Penalty Yards	77	Missouri
Turnovers	3	at Ole Miss
Interceptions By	2	at South Carolina
Punts	8	Florida A&M
Punting Avg.	49.5	at South Carolina
Long Punt	58	at South Carolina
Punts Inside 20	4	at LSU

2017 SEC RECAP



WESTERN DIVISION

	SEC	PCT	PF	PA	OVERALL	PCT	PF	PA	HOME	AWAY	NEUTRAL	VS. DIV	TOP 25	TOP 10	STREAK
Auburn	7-1	.875	327	152	10-4	.714	474	259	7-0	3-2	0-2	5-1	3-3	2-2	W2
Alabama	7-1	.875	307	98	13-1	.929	519	167	7-0	3-1	3-0	5-1	5-1	3-1	L2
LSU	6-2	.750	209	165	9-4	.692	354	246	5-1	3-2	1-1	4-2	2-2	1-1	L1
Mississippi State	4-4	.500	210	191	9-4	.692	416	272	5-2	3-2	1-0	3-3	2-3	0-1	W1
Texas A&M	4-4	.500	205	250	7-6	.539	425	399	4-3	2-2	1-1	2-4	0-3	0-1	L2
Ole Miss	3-5	.375	236	316	6-6	.500	394	415	4-3	2-3	0-0	1-5	1-3	0-1	W1
Arkansas	1-7	.125	208	337	4-8	.333	345	434	2-4	1-3	0-1	1-5	0-5	0-1	L3

EASTERN DIVISION

	SEC	PCT	PF	PA	OVERALL	PCT	PF	PA	HOME	AWAY	NEUTRAL	VS. DIV	TOP 25	TOP 10	STREAK
Georgia	7-1	.875	295	115	13-2	.867	531	246	6-0	4-1	3-1	6-0	4-2	2-2	L1
South Carolina	5-3	.625	196	162	9-4	.692	315	269	5-2	2-2	2-0	4-2	0-2	0-2	W1
Kentucky	4-4	.500	217	246	7-6	.539	332	367	4-3	3-2	0-1	4-2	0-3	0-1	L1
Missouri	4-4	.500	277	270	7-6	.539	488	414	4-3	3-2	0-1	3-3	0-2	0-1	L3
Florida	3-5	.375	168	222	4-7	.364	243	300	3-3	1-2	0-2	3-3	1-2	0-2	L1
Vanderbilt	1-7	.125	180	346	5-7	.417	295	376	3-4	2-3	0-0	1-5	1-3	0-2	W1
Tennessee	0-8	.000	113	278	4-8	.333	238	349	3-4	0-4	1-0	0-6	0-4	0-2	L3

NOTES: vs. Top 25 - Record vs. teams in Top 25 (AP, USA Today) when game was played; Teams listed in alphabetical order unless tie-breaker applicable

SEC CHAMPIONSHIP GAME

Georgia 28, Auburn 7
 Attendance: 76,534 • TV: CBS
 Dec. 2 • Mercedes-Benz Stadium • Atlanta, Ga.
 MVP: Roquan Smith, Georgia

SEC BOWL RESULTS

CFP NATIONAL CHAMPIONSHIP GAME

Alabama 26, Georgia 23 (OT)
 Jan. 9 • Mercedes-Benz Stadium
 Atlanta, Ga.

ALLSTATE SUGAR BOWL (CFP SEMIFINAL)

Alabama 24, Clemson 6
 Jan. 1 • Mercedes-Benz Superdome
 New Orleans, La.

ROSE BOWL (CFP SEMIFINAL)

Georgia 54, Oklahoma 48
 Jan. 1 • Rose Bowl Stadium
 Pasadena, Calif.

CITRUS BOWL

Notre Dame 21, LSU 17
 Jan. 1 • Camping World Stadium
 Orlando, Fla.

CHICK-FIL-A PEACH BOWL

UCF 24, Auburn 27
 Jan. 1 • Mercedes-Benz Stadium
 Atlanta, Ga.

OUTBACK BOWL

South Carolina 26, Michigan 19
 Jan. 1 • Raymond James Stadium
 Tampa, Fla.

TAXSLAYER BOWL

Mississippi State 31, Louisville 27
 Dec. 30 • EverBank Field
 Jacksonville, Fla.

FRANKLIN AMERICAN MORTGAGE

MUSIC CITY BOWL
 Northwestern 24, Kentucky 23
 Dec. 29 • Nissan Stadium
 Nashville, Tenn.

BELK BOWL

Wake Forest 55, Texas A&M 52
 Dec. 29 • Bank of America Stadium
 Charlotte, N.C.

ACADEMY SPORTS + OUTDOORS

TEXAS BOWL
 Texas 33, Missouri 16
 Dec. 27 • NRG Stadium
 Houston, Texas

ARKANSAS IN THE SEC & NATIONAL RANKINGS

CATEGORY	STAT	SEC	NCAA
3rd Down Conversion Pct.	.418	5	45
3rd Down Conversion Pct. Defense	.475	14	121
4th Down Conversion Pct.	.500	6	69
4th Down Conversion Pct. Defense	.667	12	115
Blocked Kicks	0	-	-
Blocked Kicks Allowed	0	1	1
Blocked Punts	0	-	-
Blocked Punts Allowed	0	1	1
Completion Percentage	.565	10	86
Defensive TDs	3	2	21
Fewest Penalties	58	1	18
Fewest Penalties/Game	4.83	3	24
First Downs Defense	257	9	67
First Downs Offense	238	10	91
Fumbles Lost	9	11	76
Fumbles Recovered	9	5	40
Kickoff Return Defense	19.34	3	34
Kickoff Returns	21.27	11	65
Net Punting	36.90	12	90
Passes Had Intercepted	9	11	76
Passes Intercepted	8	5	40
Passing Offense	205.4	7	83
Passing Yards Allowed	242.2	12	92
Passing Yards/Completion	12.84	7	42
Punt Return Defense	3.64	1	12
Punt Returns	12.75	4	12
Red Zone Defense	.923	14	125
Red Zone Offense	.875	7	38
Rushing Defense	196.1	11	97
Rushing Offense	168.0	7	61
Sacks Allowed	2.92	12	113
Scoring Defense	36.2	14	114
Scoring Offense	28.8	8	62
Tackles for Loss Allowed	6.75	13	104
Team Passing Efficiency	129.55	9	71
Team Passing Efficiency Defense	147.11	14	112
Team Sacks	1.58	14	102
Team Tackles for Loss	4.0	14	125
Time of Possession	31:24	4	28
Total Defense	438.3	13	101
Total Offense	373.4	9	94
Turnover Margin	-.08	9	75
Turnovers Gained	17	9	81
Turnovers Lost	18	7	48

2017 SEC RECAP



COACHES' SEC AWARDS

OFFENSIVE PLAYER OF THE YEAR

Kerryon Johnson, Auburn

DEFENSIVE PLAYER OF THE YEAR

Roquan Smith, Georgia

SPECIAL TEAMS PLAYER OF THE YEAR

Daniel Carlson, Auburn

FRESHMAN PLAYER OF THE YEAR

Jake Fromm, Georgia

SCHOLAR ATHLETE PLAYER OF THE YEAR

Danny Etling, LSU

JACOBS BLOCKING TROPHY

Braden Smith, Auburn

COACH OF THE YEAR

Kirby Smart, Georgia

COACHES' ALL-SEC TEAMS

FIRST TEAM OFFENSE

TE Hayden Hurst, South Carolina
 OL Isaiah Wynn, Georgia
 OL Braden Smith, Auburn
 OL Martinas Rankin, Mississippi State
 OL Jonah Williams, Alabama
 C Will Clapp, LSU
 WR A.J. Brown, Ole Miss
 WR Calvin Ridley, Alabama
 QB Drew Lock, Missouri
 RB Kerryon Johnson, Auburn
 RB Nick Chubb, Georgia
 AP Christian Kirk, Texas A&M

FIRST TEAM DEFENSE

DL Jeff Holland, Auburn
 DL Montez Sweat, Mississippi State
 DL Raekwon Davis, Alabama
 DL Jeffery Simmons, Mississippi State
 LB Roquan Smith, Georgia
 LB Devin White, LSU
 LB Skai Moore, South Carolina
 DB Minkah Fitzpatrick, Alabama
 DB Duke Dawson, Florida
 DB Armani Watts, Texas A&M
 DB Carlton Davis, Auburn

FIRST TEAM SPECIAL TEAMS

K Daniel Carlson, Auburn
 P JK Scott, Alabama
 RS Christian Kirk, Texas A&M

SECOND TEAM OFFENSE

TE Albert Okwuegbunam, Missouri
 OL Trey Smith, Tennessee
 OL Garrett Brumfield, LSU
 OL Martez Ivey, Florida
 OL Greg Little, Ole Miss
 C Bradley Bozeman, Alabama
 WR J'Mon Moore, Missouri
 WR Christian Kirk, Texas A&M
 QB Jarrett Stidham, Auburn
 RB Benny Snell, Jr., Kentucky
 RB Derrius Guice, LSU
 AP A.J. Brown, Ole Miss

SECOND TEAM DEFENSE

DL Da'Ron Payne, Alabama
 DL Marcell Frazier, Missouri
 DL Da'Shawn Hand, Alabama
 DL Marquis Haynes, Ole Miss
 LB Rashaan Evans, Alabama
 LB Lorenzo Carter, Georgia
 LB Tre' Williams, Auburn
 DB Ronnie Harrison, Alabama
 DB Donte Jackson, LSU
 DB Greedy Williams, LSU
 DB Deandre Baker, Georgia

SECOND TEAM SPECIAL TEAMS

K Eddy Pineiro, Florida
 P Johnny Townsend, Florida
 RS DJ Chark, LSU

AP SEC AWARDS

OFFENSIVE PLAYER OF THE YEAR

Kerryon Johnson, Auburn

DEFENSIVE PLAYER OF THE YEAR

Roquan Smith, Georgia

NEWCOMERS OF THE YEAR

Jake Fromm, Georgia
 Jarrett Stidham, Auburn

COACH OF THE YEAR

Kirby Smart, Georgia



Behind seven games with double-digit tackles, **DE'JON HARRIS** racked up 115 total stops to rank third in the SEC last season. Of his seven 10-plus tackle performances, six came against SEC opponents to tie for the league lead.

AP ALL-SEC TEAMS

FIRST TEAM OFFENSE

TE Hayden Hurst, South Carolina
 T Jonah Williams, Alabama
 T Isaiah Wynn, Georgia
 G Braden Smith, Auburn
 G Ross Pierschbacher, Alabama
 C Bradley Bozeman, Alabama
 C Will Clapp, LSU
 WR A.J. Brown, Ole Miss
 WR Calvin Ridley, Alabama
 QB Drew Lock, Missouri
 RB Kerryon Johnson, Auburn
 RB Benny Snell, Jr., Kentucky
 AP Christian Kirk, Texas A&M
 K Daniel Carlson, Auburn

FIRST TEAM DEFENSE

DE Jeff Holland, Auburn
 DE Montez Sweat, Mississippi State
 DT Da'Ron Payne, Alabama
 DT Jeffery Simmons, Mississippi State
 LB Roquan Smith, Georgia
 LB Devin White, LSU
 LB Rashaan Evans, Alabama
 CB Greedy Williams, LSU
 CB Armani Watts, Texas A&M
 S Minkah Fitzpatrick, Alabama
 S Ronnie Harrison, Alabama

SECOND TEAM OFFENSE

TE Albert Okwuegbunam, Missouri
 T Martinas Rankin, Mississippi State
 T Martez Ivey, Florida
 G Trey Smith, Tennessee
 G Greg Little, Ole Miss
C Frank Ragnow, Arkansas
 WR J'Mon Moore, Missouri
 WR Christian Kirk, Texas A&M
 QB Jarrett Stidham, Auburn
 QB Nick Chubb, Georgia
 RB Derrius Guice, LSU
 K Eddy Pineiro, Florida
 AP Mecole Hardman, Georgia
 AP D.J. Chark, LSU

SECOND TEAM DEFENSE

DE Marcell Frazier, Missouri
 DE Marquis Haynes, Ole Miss
 DE Dante Sawyer, South Carolina
 DT Taven Bryan, Florida
 DT Raekwon Davis, Alabama
 DT Breeiland Speaks, Ole Miss
 LB Josh Allen, Kentucky
 LB Lorenzo Carter, Georgia
LB De'Jon Harris, Arkansas
 LB Skai Moore, South Carolina
 LB Charles Wright, Vanderbilt
 CB Duke Dawson, Florida
 CB Levi Wallace, Alabama
 CB Carlton Davis, Auburn
 CB CJ Henderson, Florida
 S J.R. Reed, Georgia
 P JK Scott, Alabama

1964 NATIONAL CHAMPIONS



Without question, the proudest moment in the history of Arkansas Razorback football is the 1964 national championship. Head coach Frank Broyles led his 1964 team to an undefeated 10-0 regular season record and a 10-7 Cotton Bowl victory over Nebraska.

The 1964 national championship was historic not so much for who won but for when the title was awarded.

In 1964, seven different entities named a mythical national champion. The two most notable polls to fans at the time – The Associated Press and the United Press International – did not wait until after the bowl games to award their champion. Because of that, Alabama was named the national champ by the AP, UPI and Litkenhous groups. However, the Crimson Tide went on to lose 21-17 to Texas in the Orange Bowl and finish 10-1 on the year.

Arkansas remained the only undefeated team in the country at 11-0 with its victory over Nebraska. Two groups who waited until after the bowl games to name their champion – The Football Writers Association of America and the Helms Athletic Foundation – named Broyles' Razorbacks as national champs. Notre Dame and Michigan also were honored by lesser known polls. Both the AP (1965) and UPI (1974) eventually changed their procedure, choosing to wait until after the bowls to announce their final polls.



FIRST ROW (L-R): 1. Gary Robinson; 2. Ronnie Mac Smith; 3. Tom McKnelly; 4. Fred Marshall; 5. Jerry Welch; 6. Jim Finch; 7. Dick Hatfield; 8. Ken Hatfield; 9. Jim Lindsey; 10. Johnny Majors. **SECOND ROW:** 11. Bill Ferrell; 12. Randy Stewart; 13. Jerry Jones; 14. Mike Jordan; 15. Tommy Sain; 16. Bobby Roper; 17. Jim Williams; 18. Larry Watkins; 19. Loyd Phillips; 20. Bobby Burnett; 21. Lee Johnson; 22. Melvin Gibbs; 23. Glen Ray Hines; 24. Mike Bender; 25. Jim Mackenzie. **THIRD ROW:** 26. Lon Ferrell; 27. Merv Johnson; 28. Eddie Woodlee; 29. Martine Bercher; 30. Dick Cunningham; 31. Harry Jones; 32. Jimmy Johnson. **FOURTH ROW:** 33. Bobby Nix; 34. Richard Trail; 35. Tommy Burnett; 36. Guy Jones; 37. Joe Black; 38. Bill Gray; 39. Claud Smithey; 40. Jackie Brausuell; 41. Stu Berryhill; 42. Bobby Crockett; 43. Charles Daniel.

1964 GAME-BY-GAME

ARKANSAS 14, OKLAHOMA STATE 10 SEPT. 19, 1964 • LITTLE ROCK, ARK.

- The Hogs earned 235 yards rushing including touchdown runs by Jim Lindsey and Bobby Burnett.
- Arkansas staged a 64-yard game-winning drive in the third quarter to secure the victory.

ARKANSAS 31, TULSA 22 SEPT. 26, 1964 • FAYETTEVILLE, ARK.

- Arkansas scored 31 straight points after trailing 14-0 midway through the first quarter.
- Arkansas All-American linebacker Ronnie Caveness returned an interception for a touchdown and recovered a fumble in the win.

ARKANSAS 29, TCU 6 OCT. 3, 1964 • FORT WORTH, TEXAS

- The Razorbacks intercepted TCU six times in the victory including two thefts by defensive halfback Bill Gray.
- Arkansas quarterback Fred Marshall threw for 157 yards and scored a rushing touchdown.

ARKANSAS 17, BAYLOR 6 OCT. 10, 1964 • LITTLE ROCK, ARK.

- Arkansas racked up 342 yards of total offense.
- The Hogs collected six Baylor turnovers including three interceptions and three fumble recoveries.

ARKANSAS 14, TEXAS 13 OCT. 17, 1964 • AUSTIN, TEXAS

- Ken Hatfield's 81-yard punt return for a touchdown set the tone for the Arkansas victory.
- Arkansas linebacker Ronnie Caveness tallied 25 tackles against the Longhorns.

ARKANSAS 17, WICHITA STATE 0 OCT. 24, 1964 • LITTLE ROCK, ARK.

- Arkansas blanked the Shockers in the first of its school-record-tying five straight shutouts.
- Quarterback Fred Marshall ran for a score and passed to Jim Lindsey for another in the win.

ARKANSAS 17, TEXAS A&M 0 OCT. 31, 1964 • COLLEGE STATION, TEXAS

- The Arkansas defense limited Texas A&M to seven yards rushing in the final 30 minutes of the game.
- Arkansas offensive halfback Jack Brasuell scored twice on the ground in the win over the Aggies.

ARKANSAS 21, RICE 0 NOV. 7, 1964 • FAYETTEVILLE, ARK.

- Rice snapped the ball in Arkansas territory on only one play the entire game.
- Harry Jones returned an Owls' errant pass for a 35-yard touchdown.

ARKANSAS 44, SMU 0 NOV. 14, 1964 • FAYETTEVILLE, ARK.

- Arkansas racked up 340 yards in total offense.
- Ken Hatfield essentially cemented his national punt return crown by returning a punt 78 yards for a touchdown against the Ponies.

ARKANSAS 17, TEXAS TECH 0 NOV. 21, 1964 • LUBBOCK, TEXAS

- The Razorbacks tied a school record with their fifth straight shutout.
- Bobby Roper blocked two Texas Tech field goal attempts and recovered a fumble in the regular-season finale against the Red Raiders.

ARKANSAS 10, NEBRASKA 7 JAN. 1, 1965 • COTTON BOWL • DALLAS, TEXAS

- The Hogs' victory coupled with a loss by Alabama in the Orange Bowl established Arkansas as the only undefeated team in the nation. Both The Football Writers Association of America and the Helms Athletic Foundation voted Arkansas the 1964 national champion.
- Arkansas trailed 7-3 before mounting an 80-yard scoring drive in the fourth quarter to secure the win and the national crown.

NATIONAL AWARD WINNERS



DARREN McFADDEN

5

Little Rock, Ark.
Running Back

2007 Walter Camp Player of the Year
2007 Doak Walker Award
2007 Sporting News Player of the Year
2007 Unanimous First Team All-American
2006 Doak Walker Award
2006 Consensus First Team All-American



McFADDEN'S HONORS

2007

- Walter Camp Player of the Year
- Doak Walker Award
- Heisman Trophy Runner-Up
- Unanimous First Team All-American (AFCA, AP, CBSSports.com, College Football News, FWAA, Phil Steele, Pro Football Weekly, Rivals.com, Sporting News, Walter Camp)
- Sporting News Player of the Year
- Maxwell Award Finalist
- SEC Coaches Offensive Player of the Year
- First Team All-SEC (AP, Coaches)

2006

- Doak Walker Award
- Heisman Trophy Runner-Up
- Consensus First Team All-American (AFCA, AP, CBSSports.com, FWAA, Rivals.com, Sports Illustrated, Pro Football Weekly, Scout.com, Walter Camp)
- Walter Camp Player of the Year Finalist
- Associated Press SEC Offensive Player of the Year
- SEC Coaches Offensive Player of the Year
- First Team All-SEC (AP, Coaches)
- SEC Co-Offensive Player of the Week (Nov. 24 vs. LSU)

2005

- First Team Freshman All-American (FWAA, College Football News, ESPN.com, Rivals.com, Scout.com, Sporting News)
- SEC Freshman of the Year (AP, Coaches, College Football News)
- First Team All-SEC (AP, Coaches)
- ESPN.com SEC Newcomer of the Year
- College Football News All-SEC Team
- ESPN.com All-SEC Team
- Scout.com All-SEC Team
- SEC All-Freshman Team (Coaches, Sporting News)

McFADDEN IN THE ARKANSAS RECORD BOOK

Category	Stat	Rank
Rushing Attempts	785	1
Rushing Yards	4,590	1
Rushing Touchdowns	41	2
100-Yard Rushing Games	22	1



NATIONAL AWARD WINNERS



McFADDEN'S QUICK HITS

- Ranks second on the SEC career rushing list with 4,590 yards.
- Only the second two-time winner of the Doak Walker Award (Ricky Williams, Texas, 1997-98).
- One of only three players in conference history to rush for 1,000 yards in his freshman, sophomore and junior seasons along with former Razorback Alex Collins and Georgia great Herschel Walker.
- Averaged 120.8 yards rushing per game during his career, which ranks third all-time in the SEC.
- Ranks second in the SEC in career all-purpose yards with 5,881 and third in career yards per game average with 154.8.
- Ranks fourth in the SEC in single-season all-purpose yardage with 2,310 in 2007.
- Owns the two highest rushing totals in school history with 1,830 yards in 2007 and 1,647 yards in 2006.
- Rushed for 100 yards or more a school-record 22 times in 38 career games, including 10 of 13 games in 2007.
- Averaged 129.8 yards per game in his career against ranked opponents (2,337 in 18 games).
- Boasted a rushing average of 120.8 per game in his Razorback career, including a 130.9 yard average in SEC games.



McFADDEN'S CAREER STATISTICS

	G/GS	RUSHING			RECEIVING			PASSING					KICKOFF RETURNS			
		ATT	YARDS	TD	REC	YARDS	TD	COMP	ATT	YARDS	TD	INT	NO.	YARDS	TD	LONG
2005	11/8	176	1,113	11	14	52	0	1	2	13	0	0	12	348	0	81
2006	14/14	284	1,647	14	11	149	1	7	9	69	3	1	10	262	1	92
2007	13/12	325	1,830	16	21	164	1	6	11	123	4	0	16	316	0	33
TOTAL	38/34	785	4,590	41	46	365	2	14	22	205	7	1	38	926	1	92

NATIONAL AWARD WINNERS



D.J. WILLIAMS

45

**Little Rock, Ark.
Tight End**

2010 John Mackey Award
2010 Disney Spirit Award



WILLIAMS' HONORS

2010

- John Mackey Award
- Disney Spirit Award
- Second Team All-American (Scout.com, Sports Illustrated)
- Third Team All-American (AP)
- First Team All-SEC (AP, Coaches)

2008

- First Team All-SEC (AP)

2007

- SEC All-Freshman Team

WILLIAMS' CAREER STATISTICS

	G/GS	REC.	RECEIVING				LG
			YDS.	AVG.	TD		
2007	13/2	5	94	18.8	0	28	
2008	12/8	61	723	11.9	3	76	
2009	13/9	32	411	12.8	3	69	
2010	13/13	54	627	11.6	4	46	
TOTAL	51/32	152	1,855	12.2	10	76	



WILLIAMS' QUICK HITS

- Named the first Mackey Award winner in Arkansas history after becoming the school's first semifinalist in 2008.
- Finished the 2010 season with a team-leading 54 receptions for 627 yards and a career-high four touchdowns.
- Named to the All-SEC first team in 2010 after helping the Razorbacks be the only team in the country with a 3,000-yard passer, a 1,000-yard rusher and five 600-yard receivers.
- Finished his career with 152 receptions, at the time the second-highest total in school history and the most by a non-wide receiver, 1,855 receiving yards, which ranked eighth on the school's all-time list, and 10 touchdowns.
- Totaled three 100-yard receiving games in 2008, which is the most by a non-wide receiver in a season in school history.
- Tied with fellow tight end Hunter Henry for the most 100-yard receiving games by a non-wide receiver for a career in school history with four.

NATIONAL AWARD WINNERS



HUNTER HENRY

84

**Little Rock, Ark.
Tight End**

2015 John Mackey Award
2015 Consensus First Team All-American



HENRY'S HONORS

2015

- John Mackey Award
- Consensus First Team All-American (AFCA, AP, Athlon, ESPN.com, Phil Steele, Sporting News, USA Today, Walter Camp)
- Second Team All-American (Sports Illustrated)
- First Team All-SEC (AP, Coaches, Athlon, Phil Steele, ESPN.com, USA Today)

2014

- Second Team All-SEC (Coaches)
- All-SEC Honorable Mention (AP)
- CFPA Tight End of the Week Honorable Mention (Nov. 1)

2013

- Freshman All-American (FWAA, Sporting News, Athlon, Phil Steele, College Football News)
- Second Team All-SEC (AP, Athlon, Phil Steele)
- SEC All-Freshman Team

HENRY'S CAREER STATISTICS

	G/GS	REC.	YDS.	RECEIVING		
				AVG.	TD	LG
2013	12/7	28	409	14.6	4	52
2014	13/10	37	513	13.9	2	38
2015	13/13	51	739	14.5	3	51
TOTAL	38/30	116	1,661	14.3	9	52



HENRY'S QUICK HITS

- Became the second Razorback to win the John Mackey Award – awarded annually to the most outstanding tight end in college football – joining D.J. Williams (2010) and making Arkansas the only school to produce multiple winners.
- Totaled four 100-yard receiving games, equaling Williams' program record by a tight end.
- 93 of his 116 career receptions resulted in a first down or touchdown, for a conversion rate of 80 percent.
- His receptions on third down passing plays resulted in a first down or touchdown 97.4 percent of the time (36 first downs, two touchdowns).
- Led all FBS tight ends with 739 yards receiving on 51 receptions in 2015.
- Did not drop a single pass during the 2015 season.
- Topped SEC tight ends in first down catches each of his three seasons.

NATIONAL AWARD WINNERS



JOE ADAMS

3

Little Rock, Ark.
Wide Receiver

2011 Johnny "The Jet" Rodgers Award
2011 Consensus All-American



ADAMS' HONORS

2011

- Johnny "The Jet" Rodgers Award
- First Team All-American (Pro Football Weekly, FWAA, Sporting News)
- Second Team All-American (AP, Sports Illustrated, Walter Camp, Phil Steele)
- First Team All-SEC (AP, Coaches)
- SEC Special Teams Player of the Year
- Paul Hornung Award Finalist
- Best Play ESPY Award Winner for his 60-yard punt return touchdown vs. Tennessee
- SEC Special Teams Player of the Week (Sept. 3)

2009

- Second Team All-SEC (AP)



ADAMS' QUICK HITS

- Recorded four punt return touchdowns and averaged 16.89 yards per return in 2011.
- His touchdown total tied the single-season SEC record, and his average led the conference, ranked second in the NCAA and was the fourth-highest average in school history.
- Tied an SEC record with two punt return touchdowns in a game, a feat he accomplished in the season opener vs. Missouri State while breaking the Arkansas single-game punt return yardage record with 174.
- Concluded his career with five punt return touchdowns, tied for third in SEC history, and an average of 15.83 yards per punt return that ranks second all-time at Arkansas.
- Ranks third on Arkansas' all-time career receptions list with 164.
- Fifth in school history with 2,410 career receiving yards, seven career 100-yard receiving games and 17 career receiving touchdowns.

ADAMS' CAREER STATISTICS

	G/GS	RECEIVING				NO.	PUNT RETURNS				KICKOFF RETURNS			
		REC	YARDS	TD	LG		YARDS	AVG.	TD	NO.	YARDS	AVG.	TD	
2008	12/7	31	377	1	33	0	0	0.0	0	1	20	20.0	0	
2009	10/7	29	568	7	78	1	0	0.0	0	2	41	20.5	0	
2010	12/4	50	813	6	85	16	249	15.6	1	4	63	15.8	0	
2011	13/11	54	652	3	67	19	321	16.9	4	0	0	0	0	
TOTAL	47/29	164	2,410	17	85	36	570	15.8	5	7	124	17.7	0	

NATIONAL AWARD WINNERS



JONATHAN LUIGS

63

Little Rock, Ark.
Center

2007 Rimington Trophy
2007 Consensus First Team All-American



LUIGS' HONORS

2007

- Rimington Trophy
- Jacobs Blocking Trophy
- Consensus First Team All-American (FWAA, CBSSports.com, College Football News, Phil Steele, Rivals.com, Sporting News, Walter Camp)
- Second Team All-American (AP)
- First Team All-SEC (AP, Coaches)

2006

- Rimington Trophy Finalist
- Third Team All-American (AP)
- First Team All-SEC (AP, Coaches)

2005

- SEC All-Freshman Team



LUIGS' QUICK HITS

- Helped Arkansas lead the SEC and rank fourth in the nation in rushing (286.5), rank 17th in total offense (450.0) and 13th in scoring (37.3) in 2007.
- Helped clear the way for Darren McFadden, the Heisman Trophy runner-up and Doak Walker Award winner, to rush for 1,830 yards and 16 touchdowns and for All-American Felix Jones, who ran for 1,162 yards and 11 scores in 2007.
- In 2007, Arkansas set school records with 3,750 rushing yards on the season and ranked fourth in the nation, with 5,850 yards of total offense, and in scoring with 485 total points and 37.3 points per game.
- Led the offensive line with a 90.4 percent grade average including team-leading averages in run (86.1 percent) and pass (96.9 percent) blocking in 2007.
- Helped Arkansas lead the SEC and rank fourth in the nation in rushing.



NATIONAL AWARD WINNERS



LOYD PHILLIPS

70

Longview, Texas
Tackle

1966 Outland Trophy
1966 Consensus First Team All-American
1965 Consensus First Team All-American



PHILLIPS' HONORS

1966

- Outland Trophy
- Consensus First Team All-American (AFCA, AP, FWAA, Sporting News, Walter Camp)
- First Team All-SWC

1965

- Consensus First Team All-American (AFCA, AP, Walter Camp)
- First Team All-SWC

1964

- First Team All-SWC

PHILLIPS' QUICK HITS

- Finished his career with 304 tackles, including a 22-tackle performance against Tulsa.
- Made 100 stops in 1965 and 97 in 1966.



BILL "BUD" BROOKS

64

Wynne, Ark.
Guard/Defensive Tackle

1954 Outland Trophy
1954 Consensus First Team All-American



BROOKS' HONORS

1954

- Outland Trophy
- Consensus First Team All-American (AFCA, AP, FWAA, Walter Camp)
- First Team All-SWC

BROOKS' QUICK HITS

- Helped the Hogs win the SWC championship with an 8-3 record and earn a trip to the 1955 Cotton Bowl against Georgia Tech.
- MVP of the south team in the Senior Bowl.

ALL-AMERICANS



FIRST TEAM

1929

Wear Schoonover, End GR, NYS

1936

Jack Robbins, QB AABF

1937

Jim Benton, End NANA

1948

Clyde Scott, TB AFCA, AP

1954

Bud Brooks, OG/DT AFCA, AP, FWAA, WC

1959

Jim Mooty, Back AP

1960

Wayne Harris, LB FWAA

1961

Lance Alworth, Back FWAA

1962

Billy Moore, QB FWAA

1963

Ronnie Caveness, LB FN

1964

Ronnie Caveness, LB AFCA, AP, FWAA, NEA, SN

1965

Glen Ray Hines, OT AFCA, AP, FWAA, WC
Bobby Crocket, End FWAA
Lloyd Phillips, DT AFCA, AP, WC

1966

Martine Bercher, S AFCA, UPI
Lloyd Phillips, DT AFCA, AP, FWAA, SN, WC

1968

Jim Barnes, OG AP

1969

Rodney Brand, C AP, FWAA, WC
Cliff Powell, LB AFCA
Chuck Dicus, End AFCA

1970

Bruce James, DE FWAA
Dick Bumpas, DT AP
Chuck Dicus, End AFCA, AP, WC
Bill McClard, K AFCA

1971

Bill McClard, K FWAA, SN

1976

Steve Little, K/P AFCA

1977

Leotis Harris, OG AFCA, AP, WC
Steve Little, K/P AFCA, FWAA, SN

1978

Dan Hampton, DT AFCA
Jimmy Walker, DT FWAA

1979

Greg Kolenda, OT AFCA, AP, FWAA, WC

1981

Bruce Lahay, K/P FWAA
Billy Ray Smith Jr., DE AFCA, AP, FWAA, SN, WC



A first-team All-American and the nation's top-graded center by Pro Football Focus in 2016 and 2017, **FRANK RAGNOW** was a three-year starter for the Razorbacks and team captain as a senior. He played in 42 games with 33 consecutive starts, participating in 2,603 snaps and never allowing a sack.

1982

Steve Korte, OG AFCA, AP, FWAA, SN
Billy Ray Smith Jr., DE AFCA, AP, FWAA, SN, WC

1983

Ron Furot, DE UPI

1986

Greg Horne, P AFCA

1987

Tony Cherico, NG AFCA

1988

Wayne Martin, DT AP, FWAA, SN
Kendall Trainor, K AFCA, AP, SN, WC

1989

Jim Mabry, OT AFCA, AP, WC

1998

Brandon Burlsworth, OG FN

2001

Jermaine Petty, LB AAFF, AFCA

2002

Ken Hamlin, FS CFN
Shawn Andrews, OT AFCA, CFN, CNNSI, ESPN.com, FWAA, SN

2003

Shawn Andrews, OT AFCA, AP, CFN, CNNSI, ESPN.com, FWAA, SN, WC

2005

Felix Jones, KR/RB CFN

2006

Darren McFadden, RB AFCA, AP, CBS, FWAA, PFW, SI, Scout, WC

2007

Jonathan Luigs, C CBS, CFN, FWAA, PS, Rivals, SN, WC
Felix Jones, KR/RB PS, Rivals, Scout, WC
Darren McFadden, RB AFCA, AP, CBS, CFN, FWAA, PFW, PS, Rivals, SN, WC

2011

Joe Adams, PR/AP PFW, FWAA, SN

2013

Travis Swanson, C USA Today

2015

Hunter Henry, TE AFCA, AP, Athlon, ESPN.com, PS, SN, USA Today, WC
Sebastian Tretola, OG SI

2016

Frank Ragnow, OL PFF

2017

Frank Ragnow, OL CBS, PFF



A finalist for the Outland Trophy and Lombardi Award as a junior in 2003, **SHAWN ANDREWS** was also named the SEC's Offensive Player of the Year by College Football News and won the Jacobs Trophy as the SEC's best blocker for the second straight season.

ALL-AMERICANS



CONSENSUS ALL-AMERICANS

1948 Clyde Scott, Back	1977 Leotis Harris, OG Steve Little, K/P	2002 Shawn Andrews, OT
1954 Bud Brooks, OG/DT	1979 Greg Kolenda, OT	2003 Shawn Andrews, OT
1965 Glen Ray Hines, OT Lloyd Phillips, DT	1981 Billy Ray Smith Jr., DE	2006 Darren McFadden, RB
1966 Lloyd Phillips, DT	1982 Steve Korte, OG Billy Ray Smith Jr., OG	2007 Jonathan Luigs, C Felix Jones, KR/RB Darren McFadden, RB
1968 Jim Barnes, OG	1988 Wayne Martin, DT Kendall Trainor, K	2011 Joe Adams, PR/AP
1969 Rodney Brand, C	1989 Jim Mabry, OT	2015 Hunter Henry, TE
1970 Dick Bumpas, DT		BOLD indicates Unanimous Selection



In addition to winning the 2015 John Mackey Award, **HUNTER HENRY** earned first-team All-America nods from four of the five outlets used to determine which players receive consensus status – AFCA, Associated Press, Sporting News and the Walter Camp Football Foundation.

OTHER ALL-AMERICANS

1929 Wear Schoonover, End 2nd (UPI), 3rd (AP, INS)	2010 D.J. Williams, TE 2nd (Scout, SI), 3rd (AP)
1937 Jim Benton, End 2nd (ChP), 3rd (AP, CP)	2011 Joe Adams, PR/AP 2nd (AP, PS, SI, WC)
1959 Jim Mooty, Back 3rd (NEA)	2012 Cobi Hamilton, WR 3rd (AP, PS)
1979 Ish Ordonez, K 2nd (UPI)	2013 Travis Swanson, C 2nd (CSM), 4th (PS)
1998 Brandon Burlsworth, OG 2nd (AP)	2015 Alex Collins, RB 3rd (Athlon), 4th (PS) Hunter Henry, TE 2nd (SI) Sebastian Tretola, OG 2nd (AP, Athlon, SN)
1999 Kenoy Kennedy, FS 3rd (AP) Anthony Lucas, SE 3rd (AP)	2016 Frank Ragnow, OL 4th (PS) Dan Skipper, OL 2nd (AFCA)
2006 Jonathan Luigs, C 3rd (AP) Stephen Parker, OG 2nd (SN) Tony Ugoh, OT 2nd (Rivals), 3rd (AP)	2017 Frank Ragnow, OL 2nd (FWAA, PS), 3rd (AP)
2007 Felix Jones, KR/RB 2nd (AP) Jonathan Luigs, C 2nd (AP) Robert Felton, OG 2nd (AP, PS, Rivals)	

AWARD ORGANIZATION LEGEND

AABF	All-America Board of Football
AAFF	All-American FB Foundation
AFCA	American FB Coaches Association
AP	Associated Press
CBS	CBSSports.com
CFN	College Football News
ChP	Charles Parker
CNN SI	CNN Sports Illustrated
CP	Central Press
FN	Football News
FWAA	Football Writers Association of America
GR	Grantland Rice
INS	International News Service
NANA	North American Newspaper Alliance
NEA	Newspaper Enterprise Association
NYS	New York Sun
PFF	Pro Football Focus
PFW	Pro Football Weekly
PS	Phil Steele College Football
SI	Sports Illustrated
SN	Sporting News
UPI	United Press International
WC	Walter Camp Foundation

ALL-SEC SELECTIONS



FIRST TEAM

1992

Kirk Botkin, TE	Coaches
Pete Raether, P	AP

1993

Henry Ford, DE	AP, Coaches
Orlando Watters, CB	Coaches

1995

Madre Hill, RB	AP, Coaches
Mark Smith, LB	AP, Coaches
Steven Conley, DE	Coaches

1998

Brandon Burlsworth, OG	AP, Coaches
Melvin Bradley, NG	Coaches
Zac Painter, S	AP, Coaches

1999

Anthony Lucas, WR	AP
Kenoy Kennedy, FS	Coaches

2000

Quinton Caver, LB	AP, Coaches
-------------------	-------------

2001

Jermaine Petty, LB	AP
Ken Hamlin, FS	AP

2002

Fred Talley, RB	Coaches
Ken Hamlin, FS	AP, Coaches
Shawn Andrews, OT	AP, Coaches

2003

Ahmad Carroll, CB	Coaches
Cedric Cobbs, RB	AP, Coaches
Shawn Andrews, OT	AP, Coaches
Tony Bua, LB/FS	Coaches

2004

Jeb Huckeba, DE	Coaches
-----------------	---------

2005

Darren McFadden, RB	AP, Coaches
---------------------	-------------

2006

Chris Houston, CB	AP
Darren McFadden, RB	AP, Coaches
Jamaal Anderson, DE	AP, Coaches
Jonathan Luigs, C	AP, Coaches
Keith Jackson, DT	AP
Sam Olajubutu, LB	AP, Coaches
Tony Ugoh, OT	AP, Coaches
Zac Tubbs, OT	Coaches



KEN HAMLIN left as Arkansas' record holder for career tackles with 381. In 2000, he became the first Razorback freshman to lead the team in tackles before becoming a first-team All-American in 2002 and a two-time All-SEC first team (2001, '02) choice.



JARIUS WRIGHT became one of three Razorback wide receivers to top the 1,000-yard plateau for a single season when he totaled 1,117 receiving yards in 2011. He finished his career as Arkansas' all-time leading receiver with 2,934 yards.

2007

Darren McFadden, RB	AP, Coaches
Felix Jones, RB/KR	AP, Coaches
Jonathan Luigs, C	AP, Coaches
Mitch Petrus, OG	Coaches
Robert Felton, OG	AP, Coaches

2008

D.J. Williams, TE	AP
-------------------	----

2009

Mitch Petrus, OG	AP, Coaches
------------------	-------------

2010

D.J. Williams, TE	AP, Coaches
DeMarcus Love, OT	AP, Coaches
Knile Davis, RB	AP

2011

Jake Bequette, DE	Coaches
Jarius Wright, WR	AP, Coaches
Joe Adams, WR/PR	AP, Coaches
Tyler Wilson, QB	AP, Coaches

2012

Cobi Hamilton, WR	AP, Coaches
-------------------	-------------

2013

Travis Swanson, C	AP
-------------------	----

2014

Martrell Spaight, LB	AP, Coaches
----------------------	-------------

2015

Hunter Henry, TE	AP, Coaches
Sebastian Tretola, OG	AP, Coaches

2016

Dan Skipper, OL	AP, Coaches
Rawleigh Williams III, RB	AP

ALL-SEC SELECTIONS



SECOND TEAM

1992

Kirk Botkin, TE	AP
Pete Raether, P	Coaches
Orlando Watters, CB	Coaches

1993

Kirk Botkin, TE	AP
Isaac Davis, OG	Coaches

1995

Tracy Cantlope, CB	Coaches
Steven Conley, DE	AP
Verl Mitchell, OG	AP, Coaches
Junior Soli, NG	AP, Coaches

1996

Melvin Bradley, NG	Coaches
Russ Brown, OG	Coaches
C.J. McLain, DE	Coaches

1997

Melvin Bradley, NG	AP, Coaches
Brandon Burlsworth, OG	AP, Coaches

1998

Melvin Bradley, NG	AP
Kenoy Kennedy, FS	AP
Todd Latourette, K	AP, Coaches
Anthony Lucas, WR	AP, Coaches
C.J. McLain, DE	AP
Clint Stoerner, QB	AP

1999

David Barrett, CB	AP, Coaches
Joe Dean Davenport, TE	Coaches
Kenoy Kennedy, FS	AP
Anthony Lucas, WR	Coaches
Clint Stoerner, QB	AP
Bobbie Williams, OT	Coaches

2000

Richie Butler, P	AP, Coaches
------------------	-------------

2001

Shawn Andrews, OT	AP
Tony Bua, LB/FS	AP
Carlos Hall, DE	AP
Kenny Sandlin, C	AP
Fred Talley, RB	Coaches

2002

Tony Bua, LB/FS	AP, Coaches
Ahmad Carroll, CB	Coaches
Fred Talley, RB	AP

2003

Tony Bua, LB/FS	AP
Caleb Miller, LB	AP, Coaches
Jason Peters, TE	Coaches
George Wilson, SE	AP

2004

Matt Jones, QB	Coaches
----------------	---------

2005

Keith Jackson, DT	AP
Felix Jones, RB/KR	Coaches
Sam Olajubutu, LB	AP
Kyle Roper, C	AP

2006

Felix Jones, RB/KR	AP, Coaches
Stephen Parker, OG	AP

2007

Nate Garner, OT	AP, Coaches
Michael Grant, FS	AP, Coaches
Marcus Harrison, DT	AP
Matt Hewitt, SS	AP

2008

Jeremy Davis, P	AP
Jonathan Luigs, C	AP, Coaches
Malcolm Sheppard, DE	AP, Coaches
Michael Smith, RB	AP, Coaches
D.J. Williams, TE	Coaches

2009

Joe Adams, WR/PR	AP
Ryan Mallett, QB	AP, Coaches
Malcolm Sheppard, DE	AP, Coaches
D.J. Williams, TE	Coaches

2010

Jake Bequette, DE	AP, Coaches
Knile Davis, RB	Coaches
Jerry Franklin, LB	Coaches
Ryan Mallett, QB	AP, Coaches
Tramain Thomas, S	AP

2011

Alvin Bailey, OG	AP, Coaches
Dylan Breeding, P	AP, Coaches
Jerry Franklin, LB	AP, Coaches
Dennis Johnson, RB	AP

2012

Dylan Breeding, P	AP, Coaches
Travis Swanson, C	AP

2013

Trey Flowers, DE	Coaches
Hunter Henry, TE	AP
Zach Hocker, K	AP
Chris Smith, DE	Coaches
Travis Swanson, C	Coaches

2014

Trey Flowers, DE	Coaches
Hunter Henry, TE	Coaches
Darius Philon, DT	AP
Jonathan Williams, RB	AP

2015

Dan Skipper, OT	AP, Coaches
Alex Collins, RB	AP, Coaches
Drew Morgan, WR	AP

2016

Frank Ragnow, OL	AP
Rawleigh Williams III, RB	Coaches

2017

Frank Ragnow, OL	AP
De'Jon Harris, LB	AP

ALL-FRESHMAN TEAM

1992	Oscar Malone, RB
1993	Don Struebing, C Mark Smith, LB
1994	Matt Wait, P
1995	Anthony Lucas, WR Russ Brown, OL
1996	D.J. Cooper, DL
1997	Randy Garner, LB Quentin Caver, LB
1998	Carlos Hall, DL Orlando Green, DB
1999	Cedric Cobbs, RB Richie Butler, P
2000	Richard Smith, WR Caleb Miller, LB Ken Hamlin, DB
2001	Shawn Andrews, OL Jeb Huckeba, LB Ahmad Carroll, DB
2004	Marcus Monk, WR Robert Felton, OL Matt Gilbow, OL Jeremy Davis, P
2005	Jonathan Luigs, OL Casey Dick, QB Darren McFadden, RB* Freddie Fairchild, LB Felix Jones, RS
2006	Ben Cleveland, TE Damian Williams, WR Wendel Davis, LB
2007	D.J. Williams, TE Damarion Ambrose, DL Freddy Burton, LB Alex Tejada, PK
2008	Grant Cook, OL Jake Bequette, DL Zach Stadther, DL Jerry Franklin, LB Dennis Johnson, RS
2009	Tenarius Wright, DL
2010	Alvin Bailey, OL Travis Swanson, C Byran Jones, DL Zach Hocker, PK
2011	Trey Flowers, DL Tevin Mitchell, DB Marquel Wade, RS
2012	A.J. Turner, LB Otha Peters, LB Rohan Gaines, DB
2013	Hunter Henry, TE Denver Kirkland, OL Alex Collins, RB* Darius Philon, DL
2014	Frank Ragnow, C
2015	Dre Greenlaw, LB Rawleigh Williams III, RB
2016	McTelvin Agim, DL De'Jon Harris, LB
2017	De'Vion Warren, RS

* Freshman of the Year



In 2013, **ALEX COLLINS** became the first freshman in SEC history to begin his career with three straight 100-yard rushing games and the first true freshman in the FBS since Oklahoma's Adrian Peterson in 2004.

SEC WEEKLY AWARDS



OFFENSIVE

1992

Todd Wright (Oct. 10)

1995

Madre Hill (Sept. 9)
Madre Hill (Sept. 30)
Madre Hill (Oct. 28)

1999

Clint Stoerner (Oct. 30)
Clint Stoerner (Co) (Nov. 13)

2002

Fred Talley (Oct. 14)

2003

Cedric Cobbs (Sept. 6)
Cedric Cobbs (Sept. 27)

2006

Darren McFadden (Co) (Nov. 24)

2007

Darren McFadden (Nov. 3)
Casey Dick (Nov. 17)
Darren McFadden (Nov. 23)

2008

Michael Smith (Oct. 11)
Casey Dick (Nov. 1)

2009

Ryan Mallett (Nov. 7)
Ryan Mallett (Nov. 21)

2010

Ryan Mallett (Sept. 18)
Ryan Mallett (Oct. 30)
Knile Davis (Nov. 6)

2011

Tyler Wilson (Co) (Oct. 1)
Jarius Wright (Co) (Oct. 1)
Dennis Johnson (Oct. 22)
Tyler Wilson (Nov. 19)

2012

Cobi Hamilton (Co) (Sept. 22)

2014

Alex Collins (Sept. 13)

2015

Brandon Allen (Nov. 7)



RAWLEIGH WILLIAMS III became just the 13th running back in SEC history to win the league's Offensive Player of the Week honor three times in a season. His third SEC weekly award of 2016 came after a career-high 205 rushing yards and four touchdowns in a win at Mississippi State.

2016

Austin Allen (Sept. 10)
Rawleigh Williams III (Oct. 15)
Rawleigh Williams III (Co) (Nov. 5)
Rawleigh Williams III (Nov. 19)

DEFENSIVE

1992

Orlando Watters (Sept. 12)
Kelvin Knight (Oct. 10)

1993

Darwin Ireland (Oct. 2)
Orlando Watters (Nov. 27)

1995

Mark Smith (Sept. 16)
Steven Conley (Nov. 4)

1998

Jeremy Flowers (Sept. 26)
Kenoy Kennedy (Nov. 7)
David Barrett (Nov. 28)

2000

Quinton Caver (Sept. 23)
Quinton Caver (Nov. 16)
Quinton Caver (Nov. 23)

2001

Ken Hamlin (Sept. 1)
Jermaine Petty (Nov. 3)

2002

Tony Bua (Sept. 9)
Ken Hamlin (Dec. 2)

2003

Caleb Miller (Sept. 13)
Arrion Dixon (Nov. 1)
Tony Bua (Nov. 8)

2006

Randy Kelly (Sept. 23)
Chris Houston (Nov. 18)

2010

Tramain Thomas (Oct. 9)
Jerry Franklin (Nov. 20)
Jerico Nelson (Nov. 27)

2011

Jerry Franklin (Co) (Oct. 29)

2014

Martrell Spaight (Co) (Nov. 15)

SPECIAL TEAMS

2002

Tom Crowder (Oct. 28)
David Carlton (Nov. 11)

2004

Pierre Brown (Nov. 20)

2006

Felix Jones (Oct. 21)
Anthony Brown (Nov. 4)

2007

Felix Jones (Sept. 1)

2009

Dennis Johnson (Co) (Sept. 5)
Dennis Johnson (Oct. 10)

2010

Joe Adams (Oct. 23)

2011

Joe Adams (Sept. 3)
Zach Hocker (Oct. 29)
Dennis Johnson (Nov. 5)
Joe Adams (Nov. 12)

2012

Zach Hocker (Tri) (Oct. 13)

2013

Alan D'Appollonio (Sept. 14)
Sam Irwin-Hill (Oct. 12)

2014

Sam Irwin-Hill (Nov. 22)

2016

Dan Skipper (Co) (Oct. 3)

2017

De'Vion Warren (Oct. 28)

SEC WEEKLY AWARDS



OFFENSIVE LINEMAN

2004

Kyle Roper (Nov. 13)

2006

Jonathan Luigs (Oct. 7)
Stephen Parker (Oct. 28)
Tony Ugoh (Nov. 11)

2007

Jonathan Luigs (Oct. 20)
Mitch Petrus (Nov. 3)
Nate Garner (Nov. 17)

2009

Mitch Petrus (Oct. 31)

2010

DeMarcus Love (Nov. 20)

2011

Alvin Bailey (Sept. 10)

2014

Sebastian Tretola (Oct. 25)
Dan Skipper (Nov. 15)

2015

Sebastian Tretola (Oct. 3)
Mitch Smothers (Oct. 31)
Dan Skipper (Nov. 14)

2016

Dan Skipper (Sept. 10)
Frank Ragnow (Sept. 17)
Dan Skipper (Co) (Nov. 19)

DEFENSIVE LINEMAN

2004

Arrion Dixon (Sept. 5)
Jeremy Harrell (Sept. 25)

2005

Jamaal Anderson (Nov. 19)

2006


Jamaal Anderson (Oct. 7)
Keith Jackson (Oct. 14)

2007

Damario Ambrose (Sept. 29)

2008

Adrian Davis (Oct. 11)



The only player in program history to win SEC Defensive Player of the Week multiple times in a season, **QUINTON CAVER** earned the honors three times in 2000. His final weekly honor in 2000 came after a 14-3 win over No. 24 LSU at War Memorial Stadium where he had a 33-yard interception return for a touchdown.

2009

Tenarius Wright (Oct. 3)

2011

Jake Bequette (Co) (Nov. 5)

2012

Chris Smith (Co) (Sept. 1)
Trey Flowers (Oct. 6)
Chris Smith (Co) (Nov. 3)

2013

Trey Flowers (Aug. 31)
Chris Smith (Sept. 21)

2014

Trey Flowers (Sept. 20)
Darius Philon (Nov. 22)

2015

Deatrich Wise Jr. (Nov. 27)

2016

Deatrich Wise Jr. (Sept. 3)

FRESHMAN

2005

Felix Jones (Sept. 3)
Darren McFadden (Oct. 15)
Darren McFadden (Oct. 22)
Casey Dick (Nov. 12)

2006

Mitch Mustain (Sept. 16)

2008

Joe Adams (Sept. 6)
Dennis Johnson (Nov. 28)

2011

Tevin Mitchell (Oct. 8)

2013

Alex Collins (Sept. 7)
Alex Collins (Sept. 14)

2015

Dre Greenlaw (Oct. 24)
Dre Greenlaw (Nov. 14)

2017

Chase Hayden (Aug. 31)
Cole Kelley (Oct. 28)

ALL-SWC SELECTIONS (1915-91)



(First team selections only)

HB Gary Adams (1966-68)
 B Lance Alworth (1960-61)
 RB Gary Anderson (1982)
 S Steve Atwater (1986, 1988)
 HB Herman Bagby (1924)
 E Alton Baldwin (1946)
 G Jim Barnes (1968)
 WR Teddy Barnes (1975)
 FB Garland Beavers (1928)
 G Mike Bender (1965)
 E Jim Benton (1936-37)
 T W.R. Benton Jr. (1934)
 C Jay Bequette (1982)
 S Martine Bercher (1966)
 E Clifford Blackburn (1924)
 LB Mike Boschetti (1970)
 HB Danny Brabham (1962)
 HB Jesse Branch (1962)
 C Rodney Brand (1968-69)
 HB Jack Brasuell (1965-66)
 QB Jon Brittenum (1965-66)
 DT Bud Brooks (1954)
 DT Dick Bumpas (1970)
 DT Earl Buckingham (1982)
 TB Bill Burnett (1969-70)
 B Bobby Burnett (1965)
 TB Tommy Burnett (1966)
 S Bo Busby (1975)
 QB Ron Calcagni (1977)
 NG Mike Campbell (1975)
 E Preston Carpenter (1955)
 LB Ronnie Caveness (1963-64)
 NG Tony Cherico (1985-87)
 K Tommy Cheyne (1975)

OG Freddie Childress (1986, 1988)
 T John Childress (1961)
 QB George Cole (1927)
 C James Coleman (1919)
 E Jimmy Collier (1960-61)
 CB Anthoney Cooney (1989)
 G David Cooper (1967)
 E Charles Corgan (1923)
 TB Ben Cowins (1976-78)
 P Steve Cox (1979-80)
 C Elbert Crawford (1989)
 QB Steve Creekmore Sr. (1910)
 E Bobby Crockett (1965)
 T Dick Cunningham (1966)
 FB Jack Dale (1930)
 QB Gene Davidson (1917, 1919)
 RB David Dickey (1967)
 E Chuck Dicus (1968-70)
 E Jay Donathan (1957)
 G Jerry Dossey (1969)
 HB Kay Eakin (1939)
 RB Jerry Eckwood (1975)
 OG Marcus Elliott (1983-84)
 T Dan Estes (1913)
 FS Kevin Evans (1979-80)
 WR Robert Farrell (1979)
 DE Ron Faurot (1983)
 QB Joe Ferguson (1971)
 RB Ike Forte (1974-75)
 LB Lynn Garner (1968)
 G Dean Garrett (1961)
 C Melvin Gibbs (1966)
 C Bob Griffin (1951)
 QB Quinn Grovey (1988)
 DT Dan Hampton (1978)
 E Hartford Hamilton (1966-67)

OG Ronnie Hammers (1970)
 T Dave Hanner (1950-51)
 E Harry Hansard (1921)
 OG Leotis Harris (1977)
 LB Wayne Harris (1959-60)
 HB Ken Hatfield (1964)
 C Mark Henry (1991)
 T Glen Ray Hines (1964-65)
 T Percy Hinton (1912)
 C Phil Huntly (1911)
 LB Larry Jackson (1977-78)
 T Charlie Jamerson (1921)
 E Bruce James (1970)
 CB Michael James (1991)
 T Gus Japp (1925)
 G Jim Johnson (1964)
 WB Harry Jones (1965)
 E Ronnie Jones (1971)
 DE Ivan Jordan (1973-75)
 OT Mike Kelson (1970-71)
 T Rick Kersey (1969)
 OT Greg Koch (1975)
 OT Greg Kolenda (1978-79)
 OG Steve Korte (1981-82)
 C Richard LaFargue (1975)
 K Bruce Lahay (1981)
 E Jerry Lamb (1963-64)
 S Greg Lasker (1985)
 K Steve Little (1974-75, 1977)
 T Charles Lively (1946)
 DB Vaughn Lusby (1977-78)
 OT Jim Mabry (1988-89)
 QB Fred Marshall (1964)
 DB Patrick Martin (1977)
 DT Wayne Martin (1988)
 HB Russell May (1913)
 T Jerry Mazzanti (1962)
 LB Hal McAfee (1975)
 K Bill McClard (1970-71)
 QB Lamar McHan (1951-53)
 DE Johnnie Meadors (1975)
 T John Measel (1933)
 FB Clinton Milford (1909)
 OT Alfred Mohammed (1982)
 B Billy Moore (1962)
 FB Henry Moore (1954-55)
 DB Jerry Moore (1970)
 B Jim Mooty (1958-59)
 QB Bill Montgomery (1970)
 TE Pat Morrison (1970)
 TB Dickey Morton (1972-73)
 FB Tom Murphy (1933)
 FB Gerald Nesbitt (1956-57)
 K Ish Ordonez (1979-80)
 OLB Kerry Owens (1988)
 OG Limbo Parks (1985)
 G Leon Pense (1943)



BILLY RAY SMITH SR. (above) earned first-team All-Southwest Conference honors in 1956 while **BILLY RAY SMITH JR.** (below) made the All-SWC first team in 1981 and '82.



T Stanley Phillips (1909)
 T Loyd Phillips (1964-66)
 LB Cliff Powell (1968-69)
 G Tom Reed (1971-72)
 E Mike Reppond (1971)
 C Ron Revard (1971)
 DT Jon Rhiddlehoover (1973)
 LB Danny Rhodes (1971, 1973)
 NG Richard Richardson (1982)
 QB Jack Robbins (1936)
 E Bobby Roper (1965)
 E Glen Rose (1927)
 E Paul Rucker (1933)
 T Ernest Ruple (1967)
 E Floyd Sagely (1953)
 S Howard Sampson (1977)
 QB Kevin Scanlon (1979)
 E Wear Schoonover (1929)
 E Mike Schumchyk (1944)
 T Brad Scott (1926)
 B Clyde Scott (1946-48)
 DT Michael Shepherd (1988-89)
 SE James Shibest (1984, 1986)
 OT Gerald Skinner (1975-76)
 T Billy Ray Smith Sr. (1956)
 DE Billy Ray Smith Jr. (1981-82)
 DB Rollen Smith (1973)
 C Bill Spivey (1934)
 OG George Stewart (1979)
 C Randy Stewart (1965)
 HB Terry Stewart (1969)
 OG/C.R.C. Thielemann (1975-76)
 G Ray Trail (1962)
 K Kendall Trainor (1988)
 HB Tommy Trantham (1965-67)
 G Clyde Van Sickle (1928)
 DT Jimmy Walker (1975-78)
 CB Danny Walters (1982)
 T Jim Williams (1964-65)
 LB Rickey Williams (1987)
 HB Ben Winkelman (1921)
 TE Billy Winston (1988)
 K Todd Wright (1989)
 CB Kevin Wyatt (1984)
 LB Bert Zinamon (1983)



LAMAR MCHAN, who led the SWC in passing in 1953, was a three-time All-Southwest Conference selection from 1951-53.

RETIRED NUMBERS



The ultimate honor is to have your jersey number retired, and in the 122 years the Razorbacks have been on the football field, only two players have had the honor bestowed upon them. Clyde Scott (No. 12) and Brandon Burlsworth (No. 77) have worn numbers no future Razorback will ever wear.

12 CLYDE "SMACKOVER" SCOTT – (1946-49)

Following a glamorous career in the 1940s, the athletic department decided to retire No. 12. Nicknamed "Smackover" for his hometown, Clyde Scott made a name for himself in 1948, winning the silver medal in the hurdles at the Olympic Games in August and then reporting to football practice where he would earn All-America honors during his senior year.

Scott rushed for 1,463 yards during his career for a school record at the time. In 1948 he had an impressive 7.0 yards-per-carry average, gaining 670 yards on 95 attempts. Scott was the first Razorback athlete to win an Olympic medal as most of Arkansas' track success didn't come until 1978 with the arrival of John McDonnell.

When Arkansas was recruiting Steve Little, coach Frank Broyles asked Scott if Little could wear his retired No. 12. Scott graciously agreed and Little went on to an All-American career. Scott passed away in Little Rock, Ark., on January 30, 2018 at the age of 93.



77 BRANDON BURLSWORTH – (1994-98)



The athletics department did not see fit to retire another football jersey until after the 1998 campaign, when the No. 77 worn by Razorback All-American offensive guard Brandon Burlsworth was retired.

One of the most inspiring stories in Razorback history, Burlsworth joined the Razorbacks in 1994 as a walk-on. Following a redshirt year, he earned a scholarship with his work ethic in the weight room. After serving as a backup guard for the 1995 SEC Western Division champions, he earned a starting position in the spring of '96 and never yielded it. He went on to start 34 consecutive games, concluding with the Florida Citrus Bowl on Jan. 1, 1999.

Burlsworth was an All-SEC offensive guard in 1997. In 1998 he not only earned all-conference honors, but was named a first-team All-American by *The Football News*. He was the leader of an offensive line that helped the Razorback offense score more points than it had since 1970 and produce more yards than it had since the 1989 season.

In the classroom, Burlsworth was equally astounding. He earned his bachelor's degree in marketing management in 1997 and immediately went to work on his master's in business administration. In December 1998, Burlsworth completed his master's requirements to become the first Razorback football player to complete a master's degree before playing in his final game.

Burlsworth was drafted in the third round by the Indianapolis Colts, but tragically died in an automobile accident less than two weeks later. The entire state of Arkansas was stunned and head coach Houston Nutt recommended that Burlsworth's jersey be retired. Athletics director Frank Broyles quickly agreed.

HONORS



NATIONAL FOOTBALL FOUNDATION & COLLEGE FOOTBALL HALL OF FAME

1954	Hugo Bezdek (HC)	1999	Chuck Dicus (P)	2010	Ronnie Caveness (P)
1967	Wear Schoonover (P)	2000	Billy Ray Smith Jr. (P)	2012	Jimmy Johnson (P/AC)
1971	Clyde Scott (P)	2001	Barry Switzer (AC)	2017	Danny Ford (HC)
1983	Frank Broyles (HC)	2003	Doug Dickey (AC)		
1984	Lance Alworth (P)		Hayden Fry (AC)		(HC) - Head Coach
1987	Johnny Majors (AC)	2004	Wayne Harris (P)		(AC) - Assistant Coach
1992	Loyd Phillips (P)		Tracy Rucker (AC)		(P) - Player
1997	Bowden Wyatt (HC)	2008	Lou Holtz (HC)		

ARKANSAS SPORTS HALL OF FAME

Established in January, 1959, to honor individuals who have made a special contribution to athletics in Arkansas.

1959	Jim Lee Howell, football	1998	Noan Richardson, basketball
	Wear Schoonover, football		Marvin Delph, basketball
1960	Jim Benton, football		Jimmy Johnson, football
	John Barnhill, football, college athletics		Firmon Bynum, football
	Steve Creekmore, football, golf	1999	Ronnie Caveness, football
1961	Hugo Bezdek, football, baseball		Jerry Jones, football
1962	None	2000	Tommy Boyer, basketball
1963	Clyde Scott, football, track		Bobby Burnett, football
	George Cole, football, college athletics	2001	Orville Henry, journalism
	Russell May, football		Jerry Lamb, football
1964	Glen Rose, basketball, football	2002	Steve Atwater, football
	Dan Estes, football		Brandon Burlsworth, football
1965	Gordon Carpenter, basketball		Joe Kleine, basketball
	Tom Murphy, basketball, football		Cliff Powell, football
	J.L. Carter, football	2003	O'Neale Adams, football
1966	Francis Schmidt, football		Louis Schaufele, football, baseball
1967	Frank Broyles, football, college athletics		Darrell Walker, basketball
1968	Howard "Red" Hickey, football	2004	Jesse Branch, football
	Gene "Sodie" Davidson, football		Bud Campbell, journalism
1970	Melvin McGaha, baseball, basketball, football		Bud Canada, football
	Fred Thomsen, football		Steve Cox, football
1971	Wilson Matthews, football		Wayne Martin, football
	Pat Summerall, football	2005	William "Bud" Brooks, football
1972	Maurice "Footsie" Britt, football		Scott Hastings, basketball
	Dave Hanner, football	2006	Gary Anderson, football
	Boyd Cypert, college athletics		John Daly, golf
1973	Ray Hamilton, football		Paul Ellis, television and radio play-by-play
	Sam Coleman, high school athletics	2007	Fred Grim, basketball
1974	Jack Robbins, football		Bettye Fiscus Dickey, basketball
1975	Miller Barber, golf		Bobby Crockett, football
	Lamar McHan, football		Tom Pagnozzi, baseball
1976	Billy Ray Smith, Sr., football		George Walker, football
1977	Leon "Muscles" Campbell, football		Jim Elder, journalism
	Tom Pickell, basketball	2008	Todd Day, basketball
1978	Fred Williams, football		Bruce James, football
1979	Lance Alworth, football		Jon Richardson, football
	Johnny Adams, basketball	2009	Martine Bercher, football
1980	Barry Switzer, football		R.C. Thielemann, football
1981	Clifford Shaw, officiating		Corliss Williamson, basketball
	Jim Mooty, football		Jarrell Williams, football
	Wayne Harris, football	2010	Bill Ferrell, trainer and baseball coach
1982	Aubrey "Cobb" Fowler, football, track		Leotis Harris, football
	Milan Creighton, football		Scotty Thurman, basketball
1983	Lou Holtz, football		1964 National Championship football team
	Eddie Sutton, basketball	2011	Dick Bumpas, football
1984	Fred Akers, football		Jerry Carlton, basketball
	Kay Eakin, football		Ben Cowins, football
1985	Eugene Lambert, basketball		Quinn Grove, football
	Floyd Sagely, football		Cliff Horton, football
1986	Loyd Phillips, football		Cliff Lee, baseball
	W. Howard Pearce, football, stadium management	2012	Harry Jones, football
1987	John McDonnell, track		Lee Mayberry, basketball
	Jim Lindsey, football		U.S. Reed, basketball
	Alton Baldwin, football		Bob Ford, football
1988	George Kok, basketball		1994 National Championship basketball team
	Dwight Sloan, football	2013	Stacy Lewis, golf
	Lewis Carpenter, football		Frank O'Mara, track and field
1989	Ken Hatfield, football	2014	David Bazzel, football
	Harold Horton, football		Gary Blair, women's basketball coach
	Brad Scott, football		Dennis Winston, football
	R.H. Sikes, golf	2015	Pat Bradley, basketball
1990	Henry Moore, football		Ron Calcagni, football
1991	Norm DeBrynn, baseball		Stephen Jones, football
	Pat Foster, basketball		Christy Smith, basketball
	Gerald Nesbitt, football		Bowden Wyatt, football coach
1992	Preston Carpenter, football	2016	Greg Koch, football
	Dan Hampton, football		Fred Marshall, football
1993	Sidney Moncrief, basketball		Almer Lee, basketball
	Buddy Bob Benson, football		Niall O'Shaughnessy, track
1994	Joe Ferguson, football	2017	Larry Jackson, football
	Ron Brewer, basketball		Darren McFadden, football
	Ike Poole, football, basketball	2018	Shawn Andrews, football
1995	Billy Ray Smith Jr., football		Jerry Eckwood, football
	Chuck Dicus, football		Brison Manor, football
1996	Bill Burnett, football		Kevin Scanlon, football
	Kevin McReynolds, baseball		Dean Weber, trainer
	Raymond Peters, football		
1997	Bill Montgomery, football		
	Billy Moore, football		
	Mike Conley, track		

(Only inductees that coached, played or were closely affiliated with University of Arkansas athletics are listed)

UNIVERSITY OF ARKANSAS SPORTS HALL OF HONOR

The University of Arkansas Sports Hall of Honor was established in 1988 as a means of honoring the all-time great athletes and coaches that have done so much in establishing a tradition of excellence in University of Arkansas athletics. Only former Razorback letterwinners are allowed to vote.

1988	Lance Alworth John Barnhill Frank Broyles Sidney Moncrief Glen Rose Clyde Scott	2001	Alton Baldwin Jim Bone Deena Drossin Pat Foster Quinn Grove Glen Ray Hines Cliff Powell Reuben Reina Jarrell Williams		Tracy Robertson Terry Don Phillips Erick Walder Jim Williams	
1989	Jim Benton George Cole Wayne Harris Wilson Matthews Kevin McReynolds Wear Schoonover	2002	Todd Day Bobby Crockett Martine Bercher Rick Schaeffer Deane Pappas Amber Nicholas Shirey Harold E. "Sonney" Henson Ronnie Underwood Ray Hamilton	2001	Gary Adams Steve Cox Jessica Koch Dailey Fred Grim Almer Lee Brison Manor Jr. Jessica Field Phelan Godfrey Siamusiye Pat Serret Jimmy Walker	
1990	Miller Barber Mel McGaha John McDonnell Loyd Phillips Jack Robbins Jim Lee Howell	2003	Johnny Adams Gary Anderson Bud Canada Chip Hooper Fred Marshall Jerry Mazzanti Cynthia Moore Scott Tabor Corliss Williamson	2002	Edrick Floreal Andrew Lang Bruce Maxwell Bill McClard Clyde Rhoden Ronn Reynolds Jodi Rittenhouse Lisa Sparks Terry Stewart Dennis Winston	
1991	Leon Campbell Mike Conley Norm DeBrynn Dan Hampton Dave Hanner Fred Williams	2004	Brandon Burlsworth Jerry Carlton Peter Doohan Harry Jones Jerry Jones Seneca Lassiter Wayne Martin Lee Mayberry Tracy Webb Rice	2003	Charies Balentine Don Christian Greg D'Alexander Calvin Davis Barry Foster Edel Hackett Cheryl McArton Ward Dickey Morton Buddy Sutton	
1993	Ron Brewer Chuck Dicus Joe Ferguson Lamar McHan Pat Summerall	2005	Dick Booth Bill Gray Leotis Harris Scott Hastings Steve Krueger Jerry Lamb Jon Richardson Bud Brooks Christy Smith R.C. Thielemann	2004	Pat Bradley Freddie Childress Shameka Christon Robert Cox Graham Hood Kenoy Kennedy Stacy Lewis Pat Morrison Louis Ramsay	
1994	George Kok Maurice Britt Bill Ferrell Steve Little Bettye Fiscus Billy Ray Smith Sr. Niall O'Shaughnessy John Daly	2006	Scott Bull Dick Bumpas Jay Donathan Ron Hightower Bobby Proctor Louis Schaufele Martin Terry Amy Yoder Begley Lance Harter	2005	DeeDee Brown-Campbell Niall Bruton Robin Ford Lynn Garner Derek Hood Steve Korle Mike Loggins Ron Meyer Kendall Trainor	
1995	Bill Burnett Ken Hatfield Eddie Sutton R.H. Sikes Tim Lollar J. William Fulbright Bud Brooks	2007	Jim Barnes Jackie Brasuell Ben Cowins Megan Flowers Dean Garrett Brenden Pappas Randy Stewart Phillip Stidham Scotty Thurman	2006	Bo Busby Louis Campbell Troy Eklund Ken Hamlin Madre Hill Chin Bee Khoo Jack O'Keefe Melvin Lister Amy Wright	
1996	Preston Carpenter Bob Cheyne Joe Falcon Eugene Lambert Bill Montgomery Billy Moore Nolan Richardson Barry Switzer Melody Sye	2008	Shawn Andrews Richard Bell Ron Calcagni Veronica Campbell-Brown Dr. Jim Counce Alistair Cragg Billy Joe Moody Tom Pucci	2007	Ron Fauriot Steve Lasker Oliver Miller Lou Holtz Kenderick Moore Roddie Haley Christin Wurth-Thomas Tammy Kincaid Dustin Tom Pickell Danny Rhodes	
1997	Harold Horton Jim Mooty Lon Farrell Billy Ray Smith Jr. Johnny Ray Frank O'Mara Jim Lindsey Henry Moore Floyd Sagely	2009	Bubba Carpenter Milan Creighton Ike Forte Karen Gorham Greg Koch Kevin Scanlon U.S. Reed	2008	2016	Gregory Lasker Oliver Miller Lou Holtz Kenderick Moore Roddie Haley Christin Wurth-Thomas Tammy Kincaid Dustin Tom Pickell Danny Rhodes
1998	Steve Atwater Marvin Delph Paul Donovan Bev Lewis Eddie Bradford Ike Poole Steve Creekmore Sr.	2010		2017	Louis Campbell Troy Eklund Ken Hamlin Madre Hill Chin Bee Khoo Jack O'Keefe Melvin Lister Amy Wright	
1999	Fred Akers Tommy Boyer Ronnie Caveness Jimmy Johnson Gordon Long Gerald Nesbitt Tom Pagnozzi Stanley Redwine George Walker	2011		2018	Ron Fauriot Steve Lasker Oliver Miller Lou Holtz Kenderick Moore Roddie Haley Christin Wurth-Thomas Tammy Kincaid Dustin Tom Pickell Danny Rhodes	
2000	Jesse Branch Bobby Burnett Lew Carpenter Delmonica DeHorney Howard "Red" Hickey Jeff King Joe Kleine Tom Murphy Dean Weber				2017	Louis Campbell Troy Eklund Ken Hamlin Madre Hill Chin Bee Khoo Jack O'Keefe Melvin Lister Amy Wright

HONORS



ALL-CENTURY TEAM

(selected by fan ballot prior to the 1994 season as part of the UA football centennial celebration)

OFFENSIVE LINEMEN

Bud Brooks
Freddie Childress
Leotis Harris
Glen Ray Hines
Steve Korte
R.C. Thielemann

RUNNING BACKS

Lance Alworth
Leon Campbell
Barry Foster
Jim Mooty
Clyde Scott

DEFENSIVE LINEMEN

Dan Hampton
Dave Hanner
Wayne Martin
Loyd Phillips
Billy Ray Smith Sr.
Billy Ray Smith Jr.
Fred Williams

SECONDARY

Steve Atwater
Alton Baldwin
Martine Bercher
Ken Hatfield
Billy Moore

RECEIVERS

Jim Benton
Bobby Crockett
Chuck Dicus
Wear Schoonover

QUARTERBACKS

Joe Ferguson
Quinn Grovey
Lamar McHan
Bill Montgomery

LINEBACKERS

Ronnie Caveness
Wayne Harris
Cliff Powell
Dennis Winston

KICKERS

Steve Cox
Steve Little
Pat Summerall



KEN HATFIELD was an All-American on Arkansas' 1964 National Championship team. His 81-yard punt return for a touchdown keyed the 14-13 victory at No. 1 Texas as Arkansas went 11-0 in 1964.

ALL-CENTURY TEAM

2000-09 OFFENSE

TE D.J. Williams
T Shawn Andrews
G Mitch Petrus
C Jonathan Luigs
G Robert Felton
T Tony Ugoh
WR Marcus Monk
WR George Wilson
QB Matt Jones
RB Darren McFadden
RB Felix Jones
K Alex Tejada

2000-09 DEFENSE

E Jamaal Anderson
T Marcus Harrison
T Keith Jackson
E Jeb Hucekba
LB Quinton Caver
LB Sam Olajubutu
OLB Jermaine Petty
CB Ahmad Carroll
CB Chris Houston
S Ken Hamlin
S Tony Bua
P Jeremy Davis

1990-99 OFFENSE

TE Kirk Botkin
T Bobbie Williams
G Brandon Burlsworth
C Grant Garrett
G Isaac Davis
T Chad Abernathy
WR Anthony Lucas
WR Anthony Eubanks
QB Clint Stoerner
RB Madre Hill
RB Chrys Chukwuma
K Todd Wright

1990-99 DEFENSE

E Henry Ford
T Melvin Bradley
T Junior Soli
E Steven Conley
LB Jamel Harris
LB Mark Smith
OLB Darwin Ireland
CB David Barrett
CB Orlando Watters
S Kenoy Kennedy
S Zac Painter
P Pete Raether

1980-89 OFFENSE

TE Billy Winston
T Jim Mabry
G Steve Korte
C Elbert Crawford
G Freddie Childress
T Alfred Mohammed
WR James Shibest
QB Quinn Grovey
RB Gary Anderson
RB James Rouse
RB Barry Foster
K Kendall Trainor

1980-89 DEFENSE

E Billy Ray Smith Jr.
T Wayne Martin
NG Tony Chericco
T Michael Shepherd
E Kerry Owens
LB Rickey Williams
LB Bert Zinamon
CB Danny Walters
CB Richard Brothers
S Steve Atwater
S Greg Lasker
P Greg Horne

1970-79 OFFENSE

TE Charles Clay
T Greg Koch
G Leotis Harris
C R. C. Thielemann
G George Stewart
T Greg Kolenda
WR Chuck Dicus
WR Mike Reppond
QB Joe Ferguson
RB Ben Cowins
RB Dickey Morton
K Steve Little

1970-79 DEFENSE

E Dennis Winston
T Jimmy Walker
NG Dale White
T Dan Hampton
E Ivan Jordan
LB Danny Rhodes
LB Larry Jackson
CB Vaughn Lusby
CB Louis Campbell
S Howard Sampson
S Bo Busby
P Steve Little

1960-69 OFFENSE

E Bobby Crockett
T Glen Ray Hines
G Jim Barnes
C Rodney Brand
G Jerry Dossey
T Dick Cunningham
E Jerry Lamb
E Chuck Dicus
B Bill Montgomery
B Jon Brittenum
B Bill Burnett
B Bruce Maxwell
B Lance Alworth
K Ronny South

1960-69 DEFENSE

E Hartford Hamilton
L John Childress
L Jimmy Johnson
L Loyd Phillips
E Rick Kersey
LB Wayne Harris
LB Ronnie Caveness
LB Cliff Powell
B Gary Adams
B Tommy Trantham
B Billy Moore
B Terry Stewart
P Bobby Nix

1950-59

E Floyd Sagely
T Billy Ray Smith
G Bud Brooks
C Jay Donathan
G Dave Hanner
T Bob Griffin
E Pat Summerall
B Lamar McHan
B Henry Moore
B Lewis Carpenter
B Gerald Nesbitt
B Preston Carpenter
B Jim Mooty

1940-49

E Mike Schumchky
T Charles Lively
G Leon Pense
C Billy Ray Thomas
G Theron Roberts
T Ray Peters
E Alton Baldwin
B Clyde Scott
B Leon Campbell
B Geno Mazzanti
B Ross Pritchard
B Louis Schaufele

1930-39

E Jim Benton
T W. R. Benton
G Clifford Van Sickle
C Bill Spivey
G John Measel
T Howard "Red" Hickey
E Paul Rucker
B Ray Hamilton
B Kay Eakin
B Jack Robbins
B Jack Dale
B Tom Murphy

1920-29

E Wear Schoonover
T Charlie Jamerson
G Brad Scott
C Herman Boozman
G Clyde Van Sickle
T Gus Japp
E Glen Rose
B Herman Bagby
B Ben Winkleman
B George Cole
B Garland Beavers

PRE-1920

L John Shirley Wood
L Stanley Phillips
L J. Tate McGill
L Phil C. Huntley
L Percy Hinton
L Dan Estes
L James Coleman
B Gene "Sodie" Davidson
B Steve Creekmore
B Clinton C. Milford

HONORS



DANA X. BIBLE AWARD

(Outstanding Player of the Year in the Southwest Conference as selected by Texas/Arkansas Football Magazine.)

1975	Scott Bull	QB
1979	Kevin Scanlon	QB

ACADEMIC ALL-AMERICA

1955	George Walker	QB
1957	Jerry Ford	C
	Gerald Nesbitt	FB
1959	Wayne Harris	C
1960	Joe Paul Alberty	FB
1961	Lance Alworth	HB
1964	Ken Hatfield	HB
1965	Randy Stewart	C
	Jim Lindsey	WB
	Jack Brasuell	HB
1968	Bob White	K
1969	Bill Burnett	RB
	Terry Stewart	S
1978	Brad Shoup	DB
1991	Mick Thomas	LB
1992	Owen Kelly	NG
1993	Chris Oliver	OT
2003	Jerry Reith	OT
2012	Dylan Breeding	P
2015	Brooks Ellis	LB
2016	Brooks Ellis	LB

ABC-TV CHEVROLET PLAYER OF THE YEAR

1977	Larry Jackson	LB/Defense
------	---------------	------------

NATIONAL FOOTBALL FOUNDATION SCHOLAR

1969	Terry Stewart	S
1976	Bo Busby	S
1978	Brad Shoup	DB
2016	Brooks Ellis	LB

NCAA POST GRADUATE SCHOLARSHIP

1969	Terry Stewart	Football
1978	Niall O'Shaughnessy	Track
	Brad Shoup	Football
1984	Don S. Denis	Swimming
1993	Chris Oliver	Football
2005	Matt Gunn	Track

HOUSTON POST AWARD

(Outstanding Player of the Year in the Southwest Conference)

1928	Garland "Bevo" Beavers	FB
1933	Tom Murphy	FB
1937	Jim Benton	E
1954	William "Bud" Brooks	G
1960	Wayne Harris	C
1962	Billy Moore	QB
1964	Fred Marshall	QB
1965	Bobby Crockett	E
1965	Glen Ray Hines	T
1969	Cliff Powell	LB
1970	Dick Bumpus	T
1978	Dan Hampton	DT

SPORTSMANSHIP AWARDS

1948	Gordon Long	Swede Nelson National Award
1953	Lamar McHan	SWC Trophy
1957	George Walker	SWC Trophy
1961	Lance Alworth	SWC Trophy
1966	Jon Brittenum	SWC Trophy

1970	Bill Burnett	SWC Trophy
1970	Bill Burnett	Kerns Tips Award
1975	Scott Bull	Ft. Worth Kiwanis Award
1979	Kevin Scanlon	Ft. Worth Kiwanis Award

1987	Tony Cherico	Ft. Worth Kiwanis Award
1988	Jim Kremers	SWC Trophy

DELBERT SWARTZ OUTSTANDING ACADEMIC ACHIEVEMENT AWARD

1962	Lance Alworth	Football
1963	Danny Brabham	Football
1964	John Dordoff	Track
1965	Ken Hatfield	Football
1966	J. D. McConnell	Basketball
1967	Ken Sharp	Track
1968	Hartford Hamilton	Football
1969	Bob White	Football
1970	Dewitt Smith III	Football
1971	Steve Walters	Football
1972	Tom Reed	Football
1973	Tom Reed	Football
1974	Randy Jackson	Tennis
1975	Rickey Medlock	Basketball
1976	Tommy Cheyne	Football
1977	Ray Buckner	Basketball
1978	Jimmy Counce	Basketball
1979	Brad Shoup	Football
1980	Kevin Scanlon	Football
1981	Mark Anderson	Track
1982	Pat Vaughn	Track
1983	Tom Moloney	Track
1984	Bill Jasinski	Track
1985	Mark Lee	Football
1986	Chris Bequette	Football
1987	Jim Kremers	Baseball
1988	Shawn Baker	Basketball
1989	Odis Lloyd	Football
1990	Wade Hill	Football

J. FRANK BROYLES AWARD

(UA's Top Male Athlete)

1977	Niall O'Shaughnessy	Track
1978	Tim Lollar	Baseball
1979	Sidney Moncrief	Basketball
1980	Steve Krueger	Baseball
1981	U. S. Reed	Basketball
1982	Randy Stephens	Track
1983	Frank O'Mara	Track
1984	Mike Conley	Track
1985	Mike Conley	Track
1986	Ralph Kraus	Baseball
1987	Jim Kremers	Baseball
1988	Joe Falcon	Track
1989	Joe Falcon	Track
1990	Edrick Floreal	Track
1991	Quinn Grovey	Football
1992	Todd Day	Basketball
1993	Erick Walder	Track
1994	Corliss Williamson	Basketball
1995	Corliss Williamson	Basketball
1996	Godfrey Siamusiye	Track
1997	Robert Howard	Track
1998	Robert Howard	Track
1999	Brandon Burlsworth	Football
2000	Melvin Lister	Track
2001	Quinton Caver	Football
2002	Jermaine Petty	Football
2003	Alistair Cragg	Track
2004	Alistair Cragg	Track

2004	Wallace Spearmon	Track
2005	Josphat Boit	Track
2006	Darren McFadden	Football
2007	Darren McFadden	Football

GARRETT UEKMAN MEMORIAL SCHOLARSHIP

2014	Luke Charpentier	OG/C
2015	Alex Voelzke	TE
2016	Jeremy Sprinkle	TE
2017	Kevin Richardson	DB

CRIP HALL HOMECOMING PERFORMANCE BY A SENIOR AWARD

1950	Frank Fischel	E
1951	Lamar McHan	QB
1952	Larry Hoque	FB
1953	Lamar McHan	TB
1954	Bobby Proctor	B
1955	Preston Carpenter	HB
1956	Billy Ray Smith	T
	Ronnie Underwood	HB
1957	Gerald Nesbitt	FB
1958	Billy Gilbow	G
1959	Jim Mooty	HB
1960	Wayne Harris	C
1961	Lance Alworth	HB
1962	Billy Moore	QB
1963	Jim John	E
1964	Fred Marshall	QB
1965	Bobby Burnett	TB
1966	Martine Bercher	S
1967	Ronny South	QB
1968	Max Peacock	E
1969	Bruce Maxwell	FB
1970	Bill Montgomery	QB
1971	Bill McClard	K
1972	Louis Campbell	CB
	Don Wunderly	DT
1973	Dickey Morton	TB
	Danny Rhodes	LB
1974	Jon Rhiddlehoover	DT
	Billy Burns	LB
1975	Scott Bull	QB
1976	Harvey Hampton	DT
1977	Steve Little	K/P
1978	Jimmy Walker	DT
1979	Robert Farrell	WR
1980	Ish Ordonez	K
1981	Cliff Henry	S
1982	Gary Anderson	RB
1983	Mark Mistler	WR
1984	Danny Nutt	QB
1985	Mark Calcagni	QB
1986	Derrick Thomas	FB
1987	Rickey Williams	LB
1988	Kendall Trainor	K
1989	James Rouse	HB
1990	Derek Russell	WR
1991	Michael James	CB
1992	Pete Raether	P
1993	Darwin Ireland	LB
1994	Lance Ellison	K
1995	Barry Lunney Jr.	QB
1996	Oscar Malone	TB
1997	Anthony Eubanks	WR
1998	Brandon Burlsworth	OG
1999	Clint Stoerner	QB
2000	J.J. Jones	LB
2001	Carlos Hall	DE
2002	Fred Talley	RB
2003	Caleb Miller	LB

2004	Jeb Huckeba	DE
2005	Kyle Roper	C
2006	Keith Jackson	DT
2007	Peyton Hillis	FB
2008	Casey Dick	QB
2009	Lucas Miller	WR
2010	D.J. Williams	TE
2011	Jarius Wright	WR
2012	Cobi Hamilton	WR
2013	Chris Smith	DE
2014	Martrell Spaight	LB
2015	Brandon Allen	QB
2016	Toby Baker	P
2017	David Williams	RB

CHISM REED OUTSTANDING SENIOR FOR LEADERSHIP AWARD

1964	Jim Johnson	NG
1965	Jack Brasuell	B
1966	Eddie Woodlee	FB
1967	Alvin Jones	DT
1968	Tommy Dixon	DB
1969	Gordon McNulty	DE
1970	Bobby Field	DB
1971	Bobby Nichols	TE
1972	Louis Campbell	CB
1973	Danny Rhodes	LB
1974	Jon Rhiddlehoover	DT
1975	Tommy Cheyne	P
1976	Bo Busby	S
1977	Steve Heim	OT
1978	Jimmy Walker	DT
1979	Chuck Herman	OG
1980	Phillip Moon	OT
1981	Ronnie Trusty	OT
1982	Kim Dameron	WR
1983	Jim Schoolcraft	TE
1984	Joe Kleine	Basketball
1985	Andy Upchurch	C
1986	Derrick Thomas	FB
1987	Tony Cherico	FB
1988	Keith Wilson	Basketball
1989	Eibert Crawford	C
1990	Quinn Grovey	QB
1991	Arlyn Bowers	Basketball
1992	Ray Lee Johnson	DE
1993	Tyrone Chatman	LB
1994	Jason Allen	QB
1995	Barry Lunney	QB
1996	Mark Smith	LB
1997	Anthony Eubanks	WR
1998	Grant Garrett	C
1999	Marvin Caston	FB
2000	Quinton Caver	LB
2001	Jermaine Petty	LB
2002	Fred Talley	RB
2003	George Wilson	WR
2004	Matt Jones	QB
2005	Clarke Moore	DE
2006	Brett Goode	LS
2007	Weston Dacus	LB
2008	Jonathan Luigs	C
2009	Michael Smith	RB
2010	Van Stumon	FB
2011	Grant Cook	OL
2012	Tyler Wilson	QB
2013	Kiero Small	FB
2014	Martrell Spaight	LB
2015	Brandon Allen	QB
2016	Drew Morgan	WR
2017	Austin Allen	QB

HONORS



GORDON CAMPBELL SENIOR SPIRIT AWARD

1969	Bob Stankovich	OT
1970	Steve Walters	S
1971	Ronnie Jones	DE
1972	Tom Reed	OG
1973	Danny Rhodes	LB
1974	Floyd Hogan	FS
1975	Hal McAfee	LB
1976	Gerald Skinner	OT
1977	Howard Sampson	SS
1978	Dan Hampton	DT
1979	Robert Farrell	WR
1980	George Stewart	OG
1981	Darryl Mason	TE
1982	Richard Richardson	NG
1983	Bert Zinamon	LB
1984	Brad Taylor	QB
1985	David Bazzel	LB
1986	James Shibest	WR
1987	Tony Cherico	NG
1988	Odis Lloyd	LB
1989	Tim Horton	WR
1990	Quinn Grove	QB
1991	Curtis Banks	SS
1992	Scott Long	DT
1993	Chris Oliver	OT
1994	Dean Peevy	CB
1995	Earl Scott	C
1996	Scott Rivers	OT
1997	Ken Anderson	DE
1998	Russ Brown	OG
1999	Nathan Norman	FB
2000	Jeremiah Harper	DB
2001	La'Zerius White	OG
2002	Nathan Ball	OG
2003	Bo Lacy	OT
2004	DeCori Birmingham	RB
2005	Vickiel Vaughn	FS
2006	Desmond Sims	LB
2007	Robert Felton	OT

JIM WELLONS DEDICATION AWARD

1978	Ron Calcagni	QB
1979	Kevin Scanlon	QB
1980	Keith Houfek	C
1981	Steve Clyde	TE
1982	Tom Jones	QB
1983	Milton Fields	LB
1984	Mark Lee	LB
1985	Mark Calcagni	QB
1986	Theo Young	TE
1987	Greg Thomas	QB
	Chris Bequette	OT
1988	John Bland	QB
1989	Billy Winston	TE
1991	Greg Switzer	LB
1992	Gary Adams	S
1993	Henry Ford	DE
1994	Willie Johnson	LB
1995	Spencer Brown	CB
1996	Vincent Bradford	LB
1997	Bill Carson	LS
1998	Benji Mahan	LS
1999	Joe Dean Davenport	TE
2000	Randy Garner	DE
2001	Josh Foliart	LB
2002	Raymond House	DE
2003	Mark Bokermann	OG
2004	Steven Harris	WR
2005	Kyle Dickerson	RB
2006	Tony Ugoh	OT
2007	Robert Johnson	WR

STEVE LITTLE AWARD

(Special Teams)

1982	Keith Burns	DB
1983	Calvin Shaw	LB
1984	Nathan Jones	DB
1992	Todd Wright	K
1994	Carl Kidd	S
1995	J. J. Meadors	WR
1996	Jessie Cornelius	FB
1997	Matt Wait	P
1998	Todd Latourette	K
1999	Tony Dodson	K
	Chris Akin	P
2000	Michael Snowden	WR
2001	D'Andre Berry	SS
2002	Richie Butler	P
2003	Tom Crowder	WR
2004	David Carlton	K
2005	Jacob Skinner	P
2006	Jacob Skinner	P
2007	Kevin Woods	FS

BRUCE MITCHELL AWARD

(Toughness)

1982	Ed Jackson	DE
1983	Orson Weems	OT
1984	Marcus Elliott	OG
1985	Greg Lasker	S
1986	Derrick Thomas	FB
1987	Rickey Williams	LB
1988	Eric Bradford	S
1989	Anthony Cooney	CB
1990	Derek Russell	WR
1992	E. D. Jackson	RB
1993	Darwin Ireland	LB
1994	Trent Knapp	LB
1995	Junior Soli	NG
1996	Anthony Hicks	LB
1997	Shannon Sidney	WR
1998	C.J. McLain	DE
1999	Jeromy Flowers	DB
2000	Jim Ed Reed	LB
2001	Sacha Lancaster	FB
2002	Gavin Walls	DE
2003	Tony Bua	LB/S
2004	Marcus Whitmore	LB
2005	Brandon Kennedy	FB
2006	Sam Olajubutu	LB
2007	Farod Jackson	FB

HAROLD HORTON AWARD

(Loyalty)

1999	Anthony Lucas	WR
2000	Rod Stinson	FB
2001	Curt Davis	NG
2002	Raymond House	DE
2003	Caleb Miller	LB
2004	Jeb Huckeba	DE
2005	Kyle Dickerson	RB
2006	Stephen Parker	OG
2007	Nate Garner	OT

NELSON RAINEY AWARD

(Character)

2000	Jeremiah Harper	DB
2001	Kenny Sandlin	OG
2002	Josh Melton	C
2003	Jerry Reith	OG
2004	Jeb Huckeba	DE
2005	Pierre Brown	LB
2006	Zac Tubbs	OT
2007	Marcus Monk	WR

BRANDON BURLSWORTH AWARD

(Academics and one-time non-scholarship)

2001	Jerry Reith	OG
2002	George Wilson	LS
2003	Chuck Nalley	LS
2004	Tom Crowder	WR
2005	Dowell Loggains	QB/H
2006	Richard Bracken	WR
2007	Stephen Parker	OG
2008	Jeremy Davis	P
2009	Lucas Miller	WR
2010	Seth Armbrust	SS
2011	No recipient	-
2012	Seth Armbrust	SS
2013	David Hurd	OT
2014	Austin Jones	LB
2015	Josh Harris	LB
2016	Adam McFain	K

LITTLE ROCK TD CLUB TEAM MVP

2004	Matt Jones	QB
2005	Darren McFadden	RB
2006	Darren McFadden	RB
2007	Darren McFadden	RB
2008	DJ Williams	TE
2009	Ryan Mallett	QB
2010	Ryan Mallett	QB
2011	Jarius Wright	WR
2012	Tyler Wilson	QB
2013	Trey Flowers	DE
2014	Jonathan Williams	RB
2015	Alex Collins	RB
2016	Austin Allen	QB
2017	Santos Ramirez	DB

PAUL EELLS AWARD

(Perseverance, determination, courage and resolve in the face of adversity)

2006	Robert Johnson	WR/QB
2007	Peyton Hillis	RB
2008	Casey Dick	QB
2009	Joe Adams	WR
2010	DJ Williams	TE
2011	Garrett Uekman	TE
2012	Dennis Johnson	RB
2013	Kiero Small	RB
2014	Martrell Spaight	LB
2015	Brandon Allen	QB
2016	Rawleigh Williams III	RB
2017	Kevin Richardson II	DB

DAN HAMPTON AWARD

(Best D-lineman from an Arkansas college)

2013	Trey Flowers	DE
2014	Trey Flowers	DE

WILLIE ROAF AWARD

(Best O-lineman from an Arkansas college)

2013	Travis Swanson	C
2015	Sebastian Tretola	G
2016	Dan Skipper	T
2017	Frank Ragnow	C

DR. LON FARRELL AWARD

1987	Jack Gregory Magness	Swimming
1988	Shawn Baker	Basketball
1989	Cheryl McArton	Swimming
1990	Allen Meancham	Football
1991	Mary Farmer	Swimming
1992	Amber Nicholas	Basketball
1993	Cynthia TerPoorten	Swimming
1994	Kim Mount	Track
1995	Rene Pillow	Track
1996	Kristen DeArmand	Swimming
1997	Kelly Cook	Cross Country
1998	Alicyn Hennis	Soccer
1999	Louise Ostling	Tennis
2000	Kimberly Mourtton	Soccer
2001	Julie Sloniger	Volleyball
2002	Tiffany Woolley	Softball

SEC FOOTBALL LEGENDS

1994	Lance Alworth	HB
1995	Joe Ferguson	QB
1996	Chuck Dicus	WR
1997	Jim Benton	E
1998	Clyde Scott	B
1999	Bill Montgomery	QB
2000	Ronnie Caveness	LB
2001	Steve Atwater	FS
2002	Loyd Phillips	DT
2003	Wayne Harris	LB
2004	Fred Marshall	QB
2005	Quinn Grove	QB
2006	Cliff Powell	LB
2007	Ken Hatfield	DB
2008	Billy Ray Smith Jr.	LB
2009	Gary Anderson	RB
2010	Frank Broyles	Head Coach
2011	Leotis Harris	OG
2012	Pat Summerall	K/DE/TE
2013	Wayne Martin	DE
2014	Jerry Lamb	E
2015	Madre Hill	RB
2016	Shawn Andrews	T
2017	Dan Hampton	DT



AUSTIN ALLEN was named the Razorback Team MVP for the 2016 season at the 13th annual Little Rock Touchdown Club awards banquet where National Football Foundation Chairman Archie Manning served as guest speaker.

HONORS



ALL-AMERICAN BOWL

(Tampa, Fla.)

1970	Gary Adams	S
1971	Bill Montgomery	QB
	Dick Bumpus	T
	Bruce James (South MVP Award)	E
	Pat Morrison	TE
	Ronnie Jones	DE
1972	David Reavis	DT
1973	Brison Manor	DT
1975	Tommy Harris	DB
1976	Greg Koch	OT
1979	Larry Jackson	LB

ALL-AMERICAN CLASSIC

(Las Vegas, Nev.)

2003	Tony Bua	FS
	Bo Lacy	OT
2005	DeCori Birmingham	RB
	Steven Harris	WR

ALL-AMERICAN GAME

(Lubbock, Texas)

1961	Wayne Harris	LB
1963	Jesse Branch	HB
1965	Ronnie Caveness	LB
1966	Jim Lindsey	HB
	Bobby Crockett	E
	Glen Ray Hines	T
1967	Martine Bercher	HB
	Jon Brittenum	QB
	Loyd Phillips	T
1970	Rodney Brand	C
	Cliff Powell	LB
1971	Chuck Dicus	E
	Jerry Moore	DB
1972	Tom Mabry	OT
1973	Dickey Morton	TB

ALL-STAR GRIDIRON CLASSIC

(Orlando, Fla.)

1998	Madre Hill	RB
	Todd Latourette	K
	Ryan Hale	NG
2002	Fred Talley	RB
	Raymond House	DE

BLUE-GRAY GAME

(Montgomery, Ala.)

1950	Buddy Brown	G
	Louis Schaufele	FB
1952	Buddy Sutton	HB
	Lewis Carpenter	FB
1953	Lamar McHan	QB
	Harold Spain	G
1966	Joe Black	LB
	Martine Bercher	S
1967	David Cooper	G
	Hartford Hamilton	E
	Ronny South	QB
1970	Bill Montgomery	QB
	Bruce James	E
	Dick Bumpas (MVP Award)	T
1971	Jack Morris	DB
	Mike Kelson	T
1972	David Reavis	DT
	Jim Hodge	WR
1973	Jack Ettinger	WR
	Danny Rhodes	LB
1974	Rollen Smith	DE
1982	Phillip Boren	OT
1992	Ray Lee Johnson	DE

	Ron Dickerson Jr.	WR
1993	Henry Ford	DE
	Isaac Davis	OG
	Kirk Botkin	TE
1994	Carl Kidd	S
1996	Mark Smith	LB
1997	Anthony Eubanks	WR
	David Sanders	DT

CASINO DEL SOL ALL-STAR GAME

(Tucson, Ariz.)

2012	Broderick Green	RB
2013	Jared Green	DT

COLLEGE ALL-STAR BOWL

(Greenville, S.C.)

2014	Eric Bennett	S
	David Hurd	OT
	Byron Jones	DT
	Jarrett Lake	LB

COLLEGE ALL-STAR GAME

(Chicago, Ill.)

1938	Jim Benton	E
	Jack Robbins	QB
1949	Clyde Scott	HB
	Bud Canada	E
1952	Bob Griffin	C
1954	Lamar McHan	QB
1956	Preston Carpenter	HB
	Henry Moore	FB
1957	Ronnie Underwood	HB
1960	Jim Mooty	HB
1961	Lance Alworth	HB
1963	Danny Brabham	FB
1965	Ronnie Caveness	LB
1966	Jim Lindsey	HB
	Glen Ray Hines	T
	Bobby Crockett	E
1967	Harry Jones	HB

COLLEGE GRIDIRON SHOWCASE

(Arlington, Texas)

2015	Tevin Mitchel	CB
------	---------------	----

EAST-WEST SHRINE GAME

(Various Locations)

1938	Jim Benton	E
	Dwight Sloan	HB
1940	Kay Eakin	QB
1941	Howard Hickey	E
1946	Earl Wheeler	G
1949	Ed Hamilton	E
1951	Ken Jones	OT
1956	Preston Carpenter	HB
	Henry Moore	FB
1957	Gerald Nesbitt (Offensive MVP)	FB
1958	Donnie Stone	HB
1963	Wesley Bryant	T
1966	Loyd Phillips	T
	Dick Cunningham	T
	Bruce James	E
1976	R. C. Thielemann	C
	Gerald Skinner	T
1980	Kevin Evans	FS
1985	Greg Lasker	S
1989	Steve Atwater (Defensive MVP)	S
1990	Michael Shepherd	DT
1998	C. J. McLain	DE
1999	D. J. Cooper	DT
2003	Lawrence Richardson	CB
2005	Jeb Huckeba	DE

2006	Houston Nutt	Head Coach
	De'Arrius Howard	RB
	Brandon Kennedy	FB
	Kyle Roper	C
	Vickiel Vaughn	S
2007	Sam Olajubutu	LB
	Keith Jackson	DT
2008	Michael Grant	FS
2012	Greg Childs	WR
	Jerry Franklin	LB
	Jarius Wright	WR
2013	Dylan Breeding	P
2014	Zach Hocker	K
	Kiero Small	FB
2015	AJ Derby (injured)	TE
2017	Jeremiah Ledbetter	DE
	Brooks Ellis (sick)	LB
	Drew Morgan	WR
	Dan Skipper	T
	Deatrich Wise Jr.	DE

HULA BOWL

(Honolulu, Hawaii)

1961	Lance Alworth (MVP Award)	HB
1964	Wesley Bryant	T
1965	Ronnie Caveness	LB
	Jerry Lamb	E
1966	Glen Ray Hines	T
	Jim Williams	T
1967	Loyd Phillips	T
	Harry Jones	WB
1968	Tommy Trantham	DB
1970	Rodney Brand	C
	Cliff Powell	LB
1971	Chuck Dicus	WR
	Bill Burnett	TB
1972	Mike Kelson	OT
	Tom Mabry	OT
1973	Tom Reed	OG
	Mike Reppond	WR
	Joe Ferguson	QB
1974	Dickey Morton	TB
	Danny Rhodes	LB
1975	Floyd Hogan	DB
1976	Ike Forte	RB
1977	R. C. Thielemann	C
1978	Steve Little	K
	Patrick Martin	DB
	Howard Sampson (injured)	DB
	Leotis Harris (injured)	G
1979	Ron Calcagni	QB
	Jimmy Walker	T
	Ben Cowins	RB
	Lou Holtz	Head Coach
1980	Greg Kolenda	OT
	Robert Farrell	WR
1981	Joe Shantz	OT
1982	Darryl Mason	TE
1983	Jessie Clark	FB
1984	Ron Faurot	DE
1985	Marcus Elliott	OG
	Eddie White	TE
1986	Andy Upchurch	C
	Kevin Wyatt	CB
1987	Limbo Parks	OG
1988	Tony Cherico	NG
	Bryan White	C
1989	Kendall Trainor	K
1991	Derek Russell	WR
2001	Shannon Money	OT
2003	Caleb Miller	LB
2005	Arrion Dixon	DT

JAPAN BOWL

(Tokyo, Japan)

1978	Steve Little	K
	Patrick Martin	DB
	Howard Sampson (injured)	DB
1979	Ron Calcagni	QB
	Jerry Eckwood	RB
	Larry Jackson	LB
	Dean Weber	Athletic Trainer
1980	Kevin Scanlon	QB
1982	Darryl Mason	TE
	Bruce Lahay	K
1983	Richard Richardson	NG
	Dean Weber	Athletic Trainer
1984	Mark Mistler	WR
1986	Bobby Joe Edmonds	RB
1987	James Shibest	WR
1988	Tony Cherico	NG
	Eric Whitted	LB
1990	Jim Mabry	T
	Michael Shepherd	T
1992	Mick Thomas	LB

MEDAL OF HONOR BOWL

(Charleston, S.C.)

2014	Javonte Herndon	WR
	David Hurd	OL
2015	Brey Cook	OL
	Cameron Jefferson	OL
	Tevin Mitchel	CB
	Demetrius Wilson	WR

NFLPA COLLEGIATE BOWL

(Carson, Calif.)

2014	Kiero Small	FB
2015	Braylon Mitchell	LB
2017	Keon Hatcher	WR
2018	Austin Allen	QB
	Henre' Toliver	DB
	David Williams	RB

NORTH-SOUTH CLASSIC

(Houston, Texas)

2007	Keith Jackson	DT
	Randy Kelly	SS
	Stephen Parker	OG

NORTH-SOUTH SHRINE GAME

(Miami, Fla.)

1957	Jay Donathan	C
	George Walker	QB
1967	Tommy Trantham	DB
1971	Ronnie Jones	DE
	Tom Mabry	OT
1972	Don Wunderly	DT
	Tom Reed	OG
	Mike Reppond	WR
	Joe Ferguson	QB
1973	Danny Rhodes	LB
	Jack Ettinger	WR

(Pontiac, Mich.)

1976	Curtis Townsend	LB
	Dennis Winston	DE

HONORS



SENIOR BOWL

(Mobile, Ala.)

1950	Theron Roberts	G
1951	Buddy Brown	G
	Buddy Rogers	HB
1952	Bob Griffin	C
	Fred Williams	T
1953	Buddy Sutton	HB
1955	Bud Brooks (MVP - South Team)	G
1956	Henry Moore	FB
1957	Jay Donathon	C
	George Walker	QB
1959	Jim Mooty	HB
1961	Paul Dudley	HB
1962	Danny Brabham	FB
1966	Bobby Burnett	TB
	Jim Lindsey	WB
	Bobby Crockett	E
1968	Ernie Ruple	T
1969	Jim Barnes	G
1971	Jerry Moore	DB

1976	Richard LaFargue	C
1977	Gerald Skinner	T
1978	Vaughn Lusby	DB
1980	Greg Kolenda	OT
	Chuck Herman	OG
1983	Billy Ray Smith	DE
	Steve Korte	OG
1989	Kendall Trainor	K
1992	Ron Dickerson Jr.	WR
1994	Henry Ford	DE
	Isaac Davis	OG
1996	Steven Conley	DE
1998	Brandon Burlsworth	OG
1999	Anthony Lucas	WR
	David Barrett	CB
	Kenoy Kennedy	S
	Joe Dean Davenport	TE
	Bobbie Williams	OT
2000	Quinton Caver	LB
	Randy Garner	DE
	Boo Williams	WR

2001	Carlos Hall	DE
2003	Cedric Cobbs	TB
2005	Matt Jones	QB/WR
2007	Brett Goode	LB
	Tony Ugoh	OT
2008	Robert Felton	OG
	Marcus Harrison	DT
	Peyton Hillis	FB
2009	Jonathan Luigs	C
2010	Mitch Petrus	OL
2011	DeMarcus Love	OL
	D.J. Williams	TE
2012	Joe Adams	WR
	Jake Bequette	DE
2013	Cobi Hamilton	WR
	Tyler Wilson	QB
2014	Chris Smith	DE
	Travis Swanson	C
2015	Martrell Spaight	LB
	Trey Flowers	DE
2016	Brandon Allen	QB

	Sebastian Tretola	OG
	Jonathan Williams	RB
2017	Toby Baker	P
	Jeremy Sprinkle	TE
2018	Frank Ragnow	C

SPIRAL TROPICAL BOWL

(Daytona Beach, Fla.)

2018	Robert Decker	LS
	Dwayne Eugene Jr.	LB

TEXAS VS. THE NATION

(El Paso, Texas)

2009	Jamar Love	CB
	Jose Valdez	OT

(Allen, Texas)

2013	DeQuinta Jones	DT
	Ronnie Wingo Jr.	RB
	Darius Winston	CB



DAVID WILLIAMS led the National Team in rushing and had a touchdown run during the 2018 NFLPA Collegiate Bowl in Pasadena, California.



The national leader in total QBR in 2015, **BRANDON ALLEN** completed 7 of 10 passes for 106 yards during the South All-Stars' win in the 2016 Reese's Senior Bowl.

ALL-TIME LETTERWINNERS



(The Razorback Communications office welcomes corrections from authentic sources.)

*denotes team captains

A	
Abernathy, Chad	1995, 96, 97, 98
Adair, Marcus	1993, 94, 95
Adams, Dave	1962, 63
Adams, Gary	1966, 67, 68*
Adams, Gary	1989, 90, 91, 92
Adams, Joe	2008, 09, 10, 11
Adams, Oliver	1927, 28
Adams, O'Neale	1939, 40, 41
Adams, Tim	1976, 77, 78
Adkins, Jim	1956
Agim, McTelvin	2016, 17
Aguirre, Michael	2006, 07, 08
Akerfelds, Darrel	1980, 81
Akers, Freddy	1958, 59
Akerstrom, Anders	2004
Akin, Chris	1998, 99
Akins, Chris	1995
Akins, Terry	1992
Alberty, Joe Paul	1958, 59, 60
Alberty, Brett	1987
Alcorn, E.	1923
Alcorn, Hal	1917, 18, 20
Alcorn, R.E.	1917, 18, 19, 20
Alderson, Winston	1994, 95, 96
Alexander, Brother	1984, 85
Alexander, Marion	1943
Alexander, Tim	1976, 80
Allen, Austin	2014, 15, 16, 17*
Allen, Brandon	2012, 13, 14*, 15*
Allen, Clint	1976
Allen, Jason	1991, 92, 93, 94*
Allen, Joe	1909
Allen, Josh	2015
Allen, V.V.	1896
Allison, Robert	1939
Alworth, Lance	1959, 60, 61
Ambrose, Damarion	2007, 08, 09, 10
Amis, William	1921, 22
Anderson, Gary	1979, 80, 81, 82*
Anderson, Jamaal	2004, 05, 06
Anderson, Ken	1994, 95, 96, 97*
Anderson, Kevin	1984, 85
Anderson, Paul	1944, 45
Andrews, Shawn	2001, 02, 03
Antwine, Anthony	2014, 15
Apolskis, Rick	1986, 87, 88, 89
Arenz, Terry	1958
Arinze, Patrick	2014
Armbrust, Seth	2009, 11
Armendariz, Richard	1984
Askev, Lavunce	2008, 09, 10
Atiga, Robert	2011, 13
Atkinson, Drexel	1948, 49
Atteberry, Dwight	1990, 91
Atwater, Steve	1985, 86, 87, 88*
Atwood, Ralph	1937, 38, 39
Audas, Stan	1973, 75
Avery, Steve	1973, 75
Avlos, Nick	1973*
Ayers, James	1925, 26

B	
Bach, Tommy	1957, 58, 59
Bagby, Herman	1923, 24
Bailey, Alvin	2010, 11, 12
Bailey, Jack	1950
Bailey, Joe	1999
Bailey, Mitchell	2008
Bain, James	1915, 16, 19
Baker, Chris	2003, 04, 06, 07
Baker, Ed	1995
Baker, Kevin	2000
Baker, Mark	1994, 95, 96, 97
Baker, Pat	1993, 94
Baker, Toby	2015, 16
Baker, Victor	1980
Baldridge, Joe	1949
Baldwin, Alton	1943, 44, 45, 46
Baldwin, Jake	1945, 49
Ball, Nathan	1999, 00, 01, 02

Balseiro, Chris	2003, 04, 05
Banks, Curtis	1988, 89, 90, 91
Banks, Reggie	2003, 04
Banks, Tim	1965
Bankston, Bill	
Barker, Hubert	1940, 41
Barnes, Charlie	1958
Barnes, David	1957
Barnes, Jim	1966, 67, 68*
Barnes, J.J.	1901
Barnes, Teddy	1973, 74, 75
Barnett, Brandon	2007, 08, 09
Barnett, Robert	1957
Barrett, David	1996, 97, 98, 99*
Barrow, Bubba	1986, 87, 88, 89
Barwegen, Doug	1975, 76, 77
Basore, George	1919, 20, 21
Bass, Bill	1947, 48, 49
Battle, Khiry	2008
Baxter, John	1979
Baxter, Robert	1979
Bayne, Louis	1944
Bazzel, David	1981, 82, 84, 85*
Beachum, Rodney	1982, 83, 84, 85
Beane, Colmore	1944
Beaunum, Tevin	2014, 15, 16
Beard, Abner H.	1900, 02
Beard, Chip	1982
Beard, Scott Oscar	1903
Beasley, Jimmy	2000, 01, 02, 03*
Beavers, Garland	1926, 27, 28
Beck, Austin	2014, 15
Belknap, Ray	1919
Bell, Geno	1993, 94, 95, 97
Bell, Mark	1987, 88, 89
Bell, Richard	1957, 58*
Bemberg, Clay	2010
Bender, Mike	1964, 65*
Bennett, Archie	1970, 71
Bennett, Eric	2010, 11, 12, 13
Bennett, Richard	1955, 56, 57
Bennett, Ronnie	1969, 70
Benoit, Steve	1970
Benson, Buddy Bob	1954, 55
Benson, Ken	1989, 90
Benson, Mike	1986, 87
Benton, James "Jim"	1935, 36, 37*
Benton, Jim	1970, 71, 72
Benton, W.R.	1932, 33, 34*
Bentz, J.L.	1895
Bequette, Chris	1984, 85, 86, 87*
Bequette, George	1954, 55, 56
Bequette, Jake	2008, 09, 10*, 11*
Bequette, Jay	1980, 81, 82
Bercher, Martine	1964, 65, 66
Berezansky, Chris	2008
Berner, Dennis	1967, 68, 69
Berry, Benny	1954, 56
Berry, Charlie	1956
Berry, D'Andre	1998, 99, 00, 01
Berry, Greg	1983
Berry, Homer	1922, 23, 24
Berryhill, Stuart	1964, 65, 66
Bettis, Evan	2008
Beutelschies, Gene	1962
Bexley, Carleton	1996
Bickerstaff, Ray	1945
Biddle, Joe	1932, 33
Billings, Fred M.	1902
Billingsley, Mickey	1974, 76, 77
Binnion, Scott	1970, 71, 72
Biocic, Jerry	1986, 87
Birdwell, Steve	1969, 70, 71
Birmingham, DeCori	2001, 02, 03, 04*
Black, Charles	1932, 33
Black, Joe	1964, 65, 66
Blackburn, Claud	1924
Blackburn, Clifford	1923, 24
Blackmer, D.	1901
Blakely, Gervis T.	1910
Blakely, Ronnie	1961
Bland, John	1985, 86, 87, 88*
Bledsoe, Fred	2004, 07
Blevins, Paul	1969
Bloom, John R.	1903, 04
Boatwright, William	1897, 98



JAKE BEQUETTE lettered from 2008-11 and was a team captain during his last three seasons. An All-SEC selection in 2010 and 2011, he finished his career with 126 tackles, including 31 for loss and 23.5 sacks.

Bobo, Donny	1976, 77, 78
Boepple, Emil	1932, 33
Bogard, Jerry	1951, 52, 53
Bohanon, Alex	1993
Bokermann, Mark	2000, 01, 02, 03
Boles, John	1956, 57
Bolton, Andy	1973
Bonneau, Rob	1989
Bonner, Mark	2005, 06, 07
Booth, Marc	1991
Boozman, H.	1924, 25, 26*
Boozman, John	1971, 72
Boren, Phillip	1979, 81, 82, 83
Boschetti, Mike	1968, 69, 70*
Botkin, Kirk	1990, 91, 92, 93*
Boulware, David	1993
Boutwell, Dale	1956
Bowles, Darryl	1979, 80, 81, 82
Boyd, Bill	1964
Boyd, Cordale	2013, 14, 15
Boydston, Brian	1997
Braabham, Danny	1960, 61, 62
Bracey, Bill	1951
Bracken, Richard	2005
Bradford, Carl	1985, 86, 87
Bradford, Eddie	1952, 53, 54
Bradford, Eric	1985, 86, 87, 88
Bradford, Mike	1978, 80
Bradford, Vincent	1993, 94, 95, 96
Bradford, W.	1909, 10, 11, 12
Bradford, William	1921
Bradley, Freddie	1991
Bradley, Melvin	1996, 97, 98
Bradsher, Bobby	1971
Branch, Eric	1997, 98, 99
Branch, Jesse	1961, 62
Branch, Job	1984, 85
Brand, Mike	
Brand, Rodger	1971, 72
Brand, Rodney	1967, 68, 69*
Brandt, Jason	1988, 89, 90
Brannon, Robert	1983, 84
Brasher, Tommy	1961, 62, 63
Brasuell, Jackie	1963, 64, 65*
Braswell, J.C.	1894
Brawner, Jim	1971, 72
Bray, Don	1994, 95
Brazil, Ernest	1917, 18
Breeden, Sam	2000, 01
Breeding, Dylan	2009, 10, 11, 12

Brewer, Nick	2010, 12
Briggs, Oscar Garner	1899
Britt, Maurice	1938, 39, 40
Britt, Tommy	1951
Brittenuum, Jon	1963, 65, 66
Broadway, Ramon	2007, 08, 09, 10*
Brooks, Chris	1998, 99
Brooks, Jermaine	1999, 00, 01
Brooks, John	1991
Brooks, Sam	1994, 96, 97
Brooks, Wm. Bud	1952, 53, 54
Brothers, Richard	1985, 86, 87, 88
Brown, Anthony	2005, 06
Brown, Anthony W.	2014
Brown, Charlie	1974
Brown, Fred I.	1900, 01*
Brown, J.R.	1986, 87
Brown, Justin	1995, 96
Brown, Larry	1973, 75
Brown, Pierre	2002, 03, 04, 05*
Brown, Russ	1995, 96, 97, 98
Brown, Spencer	1992, 93, 94, 95
Brown, Thomas	1978, 81, 82
Brown, Vann	1934, 35, 36
Brown, Wm. Buddy	1948, 49, 50*
Browne, Leshon	1986
Browning, Eric	1989, 90, 91, 92
Bruick, Kevin	1985
Bryan, Cameron	2009, 12
Bryan, Frank	1910
Bryan, Lemuel B.	1901, 02*
Bryant, Larry Gunn	1983
Bryant, Thakkeus "Bam"	2002
Bryant, Trent	1977, 78, 79, 80
Bryant, Wesley	1961, 62, 63
Bua, Tony	2000, 01, 02, 03*
Buckalew, Hollis	1928, 29, 30
Buckingham, Earl	1980, 81, 82
Buehner, Brian	2011, 12, 13
Bull, Scott	1972, 74, 75*
Bumps, Dick	1968, 69, 70*
Burchfield, Mike	1977, 78, 79
Burks, Pete	1995, 96
Burleson, C.H.	1943
Burlingame, Mike	1977, 78, 79
Burlsworth, Brandon	1995, 96, 97, 98*
Burnett, Bill	1968, 69, 70*
Burnett, Bobby	1964, 65*
Burnett, Tommy	1965, 66
Burns, Billy	1972, 73, 74*

Burns, Keith	1980, 81, 82
Burns, Olan	1954, 55, 56
Burris, Pat	1989, 90
Burstein, Matt	1999, 00
Burton, Freddy	2007, 08, 09, 10
Busby, Bo	1973, 74, 75, 76
Butler, Richie	1999, 00, 01, 02*
Butler, Steve	1958, 59, 60*
Butz, Sam	1949
Bynum, Firmon	1940, 41

C	
Cain, Dustin	2010
Cain, Terrance	1988
Cain, Tim	1988
Calcagni, Mark	1984, 85
Calcagni, Ron	1975, 76, 77, 78*
Caldwell, Ravin	1982, 83, 84, 85
Caldwell, Tracy	1990, 91, 92, 93
Calloway, Chevin	2017
Calvin, Carlton	1991, 92, 93, 94
Campbell, Pat	1989, 90
Campbell, Charles	1915, 16
Campbell, Dean	1972
Campbell, Jason	2001
Campbell, Joe	1939
Campbell, Leon	1946, 47, 48, 49
Campbell, Louis	1970, 71, 72*
Campbell, Marcus	1994, 95, 96, 97
Campbell, Mike	1973, 74, 75*
Campbell, R. Roy	1894
Campbell, Steadman	2000, 01
Canada, Eugene Bud	1945, 46, 47, 48
Cantlope, Tracy	1992, 93, 94, 95
Cantrell, Austin	2016, 17
Capps, Austin	2016, 17
Capshaw, Gary	1972
Carder, David	1957
Carlton, David	2001, 02, 03, 04
Carpenter, J.P.	1943
Carpenter, Lewis	1950, 51, 52
Carpenter, Preston	1953, 54, 55*
Carr, Daunte	2011, 12, 13, 14
Carroll, Ahmad "Batman"	2001, 02, 03
Carroll, J.J.	1915
Carson, Bill	1994, 95, 96, 97
Carter, Bill	1969, 70, 71
Carter, Bubba	1983
Carter, Damani	2015
Carter, Elmo	1896, 97

ALL-TIME LETTERWINNERS



Carter, Harry	1942, 46
Carter, Jan	1938, 39, 40
Carter, J.N.	1913
Caruthers, Ernie	1978
Castillo, Eric	1989
Castleberry, Mike	1983
Caston, Marvin	1996, 97, 98, 99
Cato, Daryl	1939, 40, 41*
Cauthron, Jim	1952, 53
Caver, Quinton	1997, 98, 99, 00
Cawood, Jim Brown	1894
Caveness, Ronnie	1962, 63, 64*
Ceaser, Caleb	2003
Centers, Donnie	1983, 85, 86
Chalene, Scott	1981, 83
Chalmers, Chris	1996, 97, 98, 99
Chambers, Anthony	1985, 86, 87, 88
Chambers, Joe	1929, 30, 32
Chapman, Johnson	1901, 02
Charpentier, Luke	2011, 12, 13, 14
Chatman, Tyrone	1990, 91, 92, 93*
Cherico, Tony	1984, 85, 86, 87*
Cherry, Mike	1993, 94
Cheyne, Bob	1973
Cheyne, Tommy	1973, 74, 75
Childress, Bob	1956, 57
Childress, Freddie	1985, 86, 87, 88
Childress, John	1959, 60, 61*
Childs, E.	1902
Childs, Greg	2008, 09, 10, 11
Childs, James L.	1904
Chinn, John	1932
Chipman, Marvin	1925, 26
Christenbury, Tom	1980, 81
Christian, Don	1955, 56, 57
Chukwuma, Chrys	1996, 97, 98, 99
Chunn, Del	1990
Cialone, Felice	1942
Cissell, Mickey	1960, 61
Clabom, Joe	1945, 48
Clark, Elbert	1900, 01, 02
Clark, Jack	1940, 41
Clark, Jessie	1981, 82*
Clark, Leon	1994
Clark, W.H.	1930
Clark, Zak	2000, 01
Clary, Ty	2017
Clavelle, Marcus	1997
Clay, Billy	1960, 63
Clay, Charles	1975, 76, 77, 78

Clayton, Michael R.	1957
Cleveland, Ben	2006, 08, 09, 10
Cleveland, Jay	1986
Clinton, Chris	2002
Clyde, Steve	1977, 79, 80, 81
Coats, Jeff	1939, 40, 41
Cobbs, Cedric	1999, 01, 02, 03
Cochran, Maurice	1915, 16
Cody, Russell	1967, 68, 69
Coe, Michael	2003, 04, 05
Colbert, Cameron	2015, 16
Cole, Bob	1993
Cole, Charles	1956
Cole, George	1925, 26, 27
Cole, Johnny	1950, 51, 52
Cole, Nathan	1995, 96, 97, 98
Cole, Ray	1937, 38, 39*
Coleman, Eussell	1925, 26, 27*
Coleman, James W.	1916, 17, 18, 19*
Coleman, Richard	1968, 69
Coleman, Rod	2006, 07
Coleman, Sam	1921, 22, 23*, 24
Coleman, Tiquention	2013, 14
Coleman, Will	2012
Coley, DeAndre	2014, 15, 16, 17
Collier, Jimmy	1959, 60, 61
Collins, Alex	2013, 14, 15
Collins, Jared	2013, 14, 15, 16
Collins, Kirk	1988, 89, 90, 91*
Collins, Ronnie	1976
Collins, Shane	2002
Conger, Marvin	1944
Conley, Steve	1992, 93, 94, 95*
Connor, Paul	1965, 66, 67
Cook, Brey	2011, 12, 13, 14*
Cook, Grant	2008, 09, 10, 11
Cook, Jake	1913, 14
Cook, John D.	1954
Cooks, Mark	1995
Cooney, Anthony	1986, 87, 88, 89*
Cooney, Mike	1958
Cooper, David	1965, 66, 67
Cooper, D.J.	1996, 97, 98, 99
Cope, Larry	1943, 44
Corbett, Lundy	1936
Cordell, Corkey	1970, 71
Cordelli, Mark	1986
Corgan, Charles	1923
Cornelius, Jared	2014, 15, 16, 17

Cornelius, Jessie	1994, 95, 96
Cornish, Bryan	1991, 92, 93, 94
Corrotto, Leo	1933
Cory, A.B.	1894
Cory, Henry J.	1894
Cotton, Delano	1962
Cotton, Kotto	1991, 92, 93
Counce, Dale	1945, 46, 47
Courtney, J.G.	1898
Covington, Pete	1956
Cowan, D. Arthur	2012, 13
Cowger, James	1925, 26, 27
Cowins, Ben	1975, 76, 77, 78*
Cox, Curtis	1959, 60
Cox, David	1968, 69
Cox, Harold Earl	1943, 48
Cox, Harold Eugene	1952
Cox, James	1947
Cox, Steve	1971
Cox, Steve	1979, 80
Crabough, Alfred J.	1921, 22, 23
Crabough, Quentin	1927, 28, 29
Crafton, James	1947, 48
Craig, Reggie	1972, 73, 74
Craig, Tim	2000
Crawford, Danny	1973, 74
Crawford, Elbert	1986, 87, 88, 89*
Crawford, Kerry	1985, 86, 87, 88
Crawford, London	2006, 07, 08, 09
Creekmore, Steve	1908, 09, 10*
Creighton, Milan	1928, 29, 30*
Crim, Rudell	2009, 10
Crosby, Oliver	1933, 34
Crocker, Patrick	1989, 90
Crockett, Bobby	1963, 64, 65*
Cross, Bob	1950
Cross, Gary	2017
Crow, Olan	1945
Crowder, Tom	2001, 02, 03
Crowley, L.G.	1896
Culpepper, Oren	1954, 55, 56
Culwell, J.D.	1904, 05, 06, 07
Cunningham, Dick	1964, 65, 66
Curl, Kamren	2017
Curry, Ken	1970
Curtis, De'Anthony	2008, 09, 10, 11
Cypert, Boyd	1910, 11, 12

D	
D'Appollonio, Alan	2011, 12, 13, 14
Dacus, Weston	2004, 05, 06, 07*
Daily, Adam	1999, 00
Daily, Marvin	1973, 74, 75
Dale, Jack	1928, 29, 30
Dalton, Dallas	1950
Dalton, Nate	2017
Dameron, Kim	1979, 80, 81, 82
Danenauer, Marcus	2015
Daniel, Charles	1963, 64*
Danielowicz, Mark	1984, 85
Darr, Earl	1929, 30, 31
Daugherty, Ray	1947
Davenport, Joe Dean	1996, 97, 98, 99
Davenport, Scott	2000, 01, 02, 03
Daves, Joe Paul	1966, 67
David, Richard	1990, 91, 92
Davidson, Gene	1915, 16, 17*, 18, 19
Davie, Andrew	2006, 07, 08
Davis, Adrian	2006, 07, 08, 09
Davis, Alfred	2009, 10, 11, 12*
Davis, Curt	1998, 99, 00, 01*
Davis, Elijah	1973, 74, 75, 76
Davis, Isaac	1990, 91, 92, 93
Davis, Jeff	1991
Davis, Jeremy	2004, 06, 07, 08
Davis, Knile	2009, 10, 12*
Davis, Mike	1971, 72
Davis, Vincent	1991
Davis, Wendell	2006, 07, 08, 09
Davis, Wm. Jake	1946, 49
Davis, Raymond L.	1907, 08, 09, 10
Davis, Walter	1943
Deacon, Adam	2014
Deacon, Tyler	2011, 12
Dean, Brian	1999
Dean, Demetrius	2012

Dean, DJ	2013, 14, 15, 16
Deason, Jess	1955
DeBorde, Skipper	1971
Decker, Robert	2016, 17
Delco, Del	1992, 93, 95
Delmanego, Frank	1941, 42
Deloney, Ernest D.	1905
Derby, A.J.	2013, 14
Derry, Lee	1923, 24
De Salvo, Henry	1947
Dew, Robert	1969
Dew, Tommy	1967, 68, 69
Dewey, Mark	1978, 79
Dhonau, Lloyd	1925, 26
Dick, Casey	2005, 06, 07, 08*
Dick, Nathan	2008
Dickerson, Kyle	2002, 03, 04, 05*
Dickerson Jr., Ron	1989, 90, 91, 92
Dickey, David	1966, 67, 68
Dickson, Earnest	1907, 08
Dickson, Enos H.	1906
Dicus, Chuck	1968, 69, 70
Dingler, Lamar	1943*, 44*
Dixon, Arrion	2001, 02, 03, 04*
Dixon, Tommy	1967, 68
Dodson, Matt	2016
Dodson, Tony	1999
Dominguez, Ray	2007, 08, 09, 10
Donaldson, John	1935, 37
Donathan, Jay	1955, 56, 57*
Donathan, Jeff	1926, 27
Donoho, Tommy	1944
Dossey, Jerry	1967, 68, 69
Doughty, Dan	2002, 03
Douglas, Freddie	1972, 73, 74, 75
Douglas, Mark	1979, 80, 81, 82
Douglas, Steve	1979, 80, 81
Douglass, Bill	1965
Downey, Tim	1973
Drake, Randy	1972, 73, 74
Drover, W.H.	1910, 11
Drummonds, Lamar	1957
Dubs, Ford	1913, 15
Duckworth, Bobby	1977, 78, 79, 80
Dudley, David	1983, 84, 85, 86
Dudley, Paul	1959, 61
Duffy, Richard	1984
Dugan, Joe	1949
Duke, Alvin C.	1946, 47, 48, 49*
Dumas, Sammy	1951, 52
Dunagin, Sean	1980
Duncan, Wm. Robert	1953
Dunkelgod, Dennis	1973
Durmon, John	2008, 09

E	
Eakin, Kay	1937, 38, 39*
Eason, Alcuin P.	1902, 03, 04
Eason, Darrel	1980, 84
East, Jack	1922
Eckert, George	1948, 49, 50*
Eckwood, Jerry	1975, 76, 78
Edmonds, Bobby Joe	1983, 84, 85
Edmondson, Jim	1930, 31, 32
Edwards, Deon	1995
Edwards, Fred	1969, 70
Edwards, George	1957
Edwards, Kendrick	2014
Edwards, Ross	1917
Edwards, T.A.	1895, 96
Egan, Bob	1950
Eichler, John	1967, 68, 69
Eldson, Gus	1932, 33, 34
Ellington, T.E.	1905, 06, 07, 08, 09
Elliott, Jim	1977, 78, 79, 80
Elliott, Marcus	1982, 83, 84*
Ellis, Brooks	2013, 14, 15*, 16*
Ellis, William Y.	1900, 01
Ellison, Lance	1991, 92, 93, 94
Elton, Murry	1951, 52
Emert, Nathan	2007
Emrich, Matt	2013, 14, 15, 16
Epp, Marlin	1958, 59, 60
Erwin, J.L. Buzz	1968
Erwin, Judson L.	1930, 31, 32
Estes, Benny	1965

Estes, Dan	1908, 10, 11*, 13
Eftinger, Jack	1971, 72, 73*
Eubanks, Anthony	1994, 95, 96, 97*
Eugene Jr., Dwayne	2014, 15, 16, 17
Evans, Caleb	2009
Evans, Denzell	2014, 15
Evans, Hoover	1960, 61, 62
Evans, Kevin	1976, 78, 79, 80
Ewart, James B.	1917, 19, 20

F	
Fairchild, Freddie	2005, 07
Farr, Ryan	2011
Farrell, Robert	1976, 77, 78, 79
Faulkinberry, Charles	1952
Faurot, Ron	1980, 81, 82, 83*
Felton, Robert	2004, 05, 06, 07
Fenton, Aaron	2008
Ferguson, Jerry	1956, 57
Ferguson, Joe	1970, 71, 72
Ferguson, John	1948, 49
Ferguson, Pedro	1957
Fergusson, John Bubba	1960
Field, Bobby	1968, 69, 70
Fields, Johnny	1959, 60
Fields, Milton	1980, 81, 82, 83
Fillmore, Sedic	1989
Finch, James	1962, 63, 64*
Finney, Tom	1930
Fischel, Frank	1949, 50, 51
Fish, Reggie	2005, 06, 07, 09
Fishback, Herbert	1894, 95*, 96*, 97*
Fisher Jr., Kelvin	2012
Fleming, Bert R.	1907, 08, 09
Fletcher, Marion	1936, 37, 38
Fletcher, Reed	1913
Floor, Ben	1987, 88, 90
Flores, Shon	1989, 90
Flowers, Jeromy	1996, 97, 98, 99
Flowers, Trey	2011, 12, 13, 14*
Floyd, Cornelius	2014, 15
Flynn, Austin	2012
Folliart, Josh	2000, 01
Fong, John	1958
Ford, Elton	2008, 09, 10, 11
Ford, Henry	1943, 44, 45*, 46
Ford, Henry	1990, 91, 92, 93
Ford, Jerry	1954, 56, 57
Foreman, Jim	1953
Foreman, Marshall	1984, 85, 86
Forrest, Micheal	1975, 76, 77, 78
Forrester, Wm. Ron	1952, 53
Forsythe, Charles	1945
Forte, Elston	2005, 06, 07, 08
Forte, Ike	1974, 75*
Forte, Robert	1940, 41, 42*
Forte, Rod	1984, 85
Foster, Barry	1987, 88, 89
Fowler, Aubrey	1946, 47
Fowler, Tommy	1961
Franklin, Bill	1946, 47
Franklin, Jerry	2008, 09, 10*, 11*
Franklin, Kenny	1986
Franklin, Luther	1982, 83, 84, 85
Frappia, L.A.	1915
Frazier, E.H.	1912, 15
Freeland, Stuart	1971, 72
Freeman, Grant	2008, 09, 10, 11
Freeman, Reggie	1975, 76, 77
Freeman, Stan	1978, 79
Freeman, Wm. A.	1897, 98, 99, 00
French, Keith	1971
Frieberger, John	1938, 39, 40
Froholt, Hjalte	2015, 16, 17
Fryer, Jimmy	1970
Fuchs, Rolland	1973, 74, 75
Fulbright, Bill	1921, 22, 23, 24
Fulbright, Jack	1918
Fulcher, Don	1975, 76
Fulcher, Ron	1973, 74, 75
Fuller, Bill	1953, 54, 55
Fuller, Dick	1970
Fulton, Earl	1933
Furo, Sammy	1949, 50
Futrell, Byron	1923, 24



JOE FERGUSON passed for 4,431 yards in three seasons from 1970-72.

ALL-TIME LETTERWINNERS



A four-year starting quarterback, **QUINN GROVEY** threw 18 touchdowns as a senior captain in 1990.

G

Gaines, Rohan	2012, 13, 14, 15
Gallon, Jimarr	2001, 02
Galloway, Bob	1976
Galloway, Neal	1981, 82
Garber, Russ	1969, 70, 71
Garcia, Desmond	1999, 00
Gardner, Carnall	1927, 28, 29
Gardner, Ellis	1934
Gardner, Gerald	1958, 59
Garner, Lynn	1967, 68, 69
Garner, Nate	2004, 05, 06, 07
Garner, Randy	1997, 98, 99, 00
Garlington, Tom	1951, 52
Garrett, Dean	1959, 60, 61
Garrett, Grant	1995, 96, 97, 98*
Garrett, Wayne	1955
Garrison, Greg	1981, 82, 83, 84
Gatson, Carlos	1988
Gatson, Greg	2010, 11
Gatson, Greg	1982, 83, 84, 85
Gaston, James	1959, 60
Gels, Clarence	1927, 28, 29*
Geiser, Elvin O.	1932, 33, 34
Geitner, John	1999, 00
Gentry, Williams	1926
Geoghagen, Danny	1968
Gervasi, Ray	2012, 13
Gibbs, Melvin	1964, 65, 66
Gibson, Johnny	2016, 17
Gifford, Todd	1988, 89, 90
Gilbert, Tyler	2011
Gilbow, Billy	1956, 57, 58
Gilbow, Matt	2004
Gilliam, Bobby	1953, 54, 55
Gilmore, George	1935, 36, 37
Ginn, Charles	1980, 81, 82
Ginn, Tom	1976, 78, 79
Glover, Steve	1972
Goff, Jeff	1978, 79, 80, 81
Gold, Paul	1917, 18*
Golden, Colby	
Goode, Brett	2003, 04, 05, 06
Goodman, John Ed	1983
Gordan, David	2009
Gordon, Minor	1916
Gordon, Nathan	1936, 37
Gorton, Drew	2015
Gotto, Bill	1971, 73
Grabiel, Kent	1921
Gragg, Chris	2008, 10, 11, 12
Gragg, Will	2017
Gramlich, Billy	1960
Grant, Michael	2004, 05, 06, 07
Graves, Cecil Buster	1951, 52, 53
Gray, Bill	1962, 63, 64*
Gray, Cord	2006, 08
Gray, Kenneth	1949
Gray, Oscar	1992, 93, 95
Grayson, Wade	2007, 08, 09, 10
Green, Broderick	2009, 10, 11
Green, Jared	2011, 12
Green, Jerry	1958, 59
Green, Orlando	1998, 99, 00
Green, Robert	1941, 42
Greenlaw, Dre	2015, 16, 17

Greenwell, Lynn	1958
Gregory, Chip	2007
Griffin, Mike	1970, 71, 72
Griffin, Robert	1949, 50, 51
Grizzle, Jim	1961, 62, 63*
Grooms, Richard	1988
Grovey, Quinn	1987, 88, 89, 90*
Guest, Gordon	1963
Guidry, Briston	2017
Guillot, David	1984
Gullett, Ryan	2003
Gunderson, Blake	2011
Gunn, David	1986
Gunn, Johnson	1952
Gunnell, G.W.	1896
Gunter, Grayson	2016
Guynes, W.M.	1910, 11

H

Hackett, Khaila	2014, 15, 16
Haden, Jack	1933, 34, 35
Hagan, Chester Earl	1933
Hager, James	1946
Hale, Harver	1915, 16
Hale, Ryan	1995, 96, 97, 98*
Hales, Mike	1962
Hall, Carlos	1998, 99, 00, 01*
Hall, DeAnthony	1995, 96
Hall, George	1978, 79, 80, 81
Hall, Jake	2016, 17
Hall, Reggie	1985, 86, 87, 88
Hallum, Charles	1951, 52, 53
Halstead, Glenn	1944, 49
Ham, H.H.	1897, 99
Hamberg, Harold	1940
Hamberg, Walter	1938, 39
Hamilton, Cobi	2009, 10, 11, 12
Hamilton, Ed	1946, 48
Hamilton, Harford	1965, 66, 67*
Hamilton, Norman	1922, 23, 24
Hamilton, Ray	1935, 36, 37
Hamilton, Sparky	1999, 00, 01, 02*
Hamlin, Ken	2000, 01, 02*
Hammers, Ronnie	1968, 69, 70
Hammonds, T.J.	2016, 17
Hampton, Dan	1975, 76, 77, 78
Hampton, Harvey	1973, 74, 75, 76
Hampton, Robby	1999, 00
Hampton, William	1975, 76, 77, 78
Hanes, Bob	1965
Hanner, Dave	1949, 50, 51*
Hannah, Jackson	2017
Hansard, Harry	1920, 21, 22
Hardin, T.H.	1915, 16, 17, 18
Hardwick, Richard	1954
Harmon, Neil	1927
Harnish, Roger	1969, 70
Harper, David	
Harper, Harb	1912
Harper, LaSalle	1987, 88
Harper, Jeremiah	1997, 98, 99, 00
Harrell, Gary	1967
Harrell, Derrick	1995
Harrell, Jeremy	2003, 04, 05, 06
Harrington, Leroy	1921, 22
Harris, Albert	1986, 87, 89, 90

Harris, Alex	1995, 96, 97
Harris, Bret	2008, 09, 11
Harris, Corey G.	2000, 01
Harris, DeJon	2016, 17
Harris, Elliott	2001, 02, 03, 04
Harris, Harold	1998, 99, 01
Harris, Jamel	1996, 97, 98, 99
Harris, Josh	2015, 16
Harris, Leotis	1974, 75, 76, 77*
Harris, Matt	2008, 09
Harris, Mike	1981, 82, 83
Harris, Muskie	1973, 74, 76, 77
Harris, Steven	2000, 01, 03, 04*
Harris, Tommy	1972, 73, 74, 75
Harris, Wayne	1958, 59, 60*
Harrison, Charles D.	1898, 99, 00
Harrison, Galloway C.	1911
Harrison, Marcus	2004, 05, 06, 07*
Harrison, Ralph	1925, 26
Harrison, Wm. Ringold	1919
Harris, Al	1934
Harshaw, JuJu	1987, 88, 89
Hartsfield, Eddie	1973
Harvell, Don	
Harvell, Gary	1967
Hatcher, Keon	2012, 13, 14, 16
Hatfield, Dick	1962, 63, 64*
Hatfield, Ken	1962, 63, 64*
Haun, Bobby	1982, 83
Hawkins, Eric	2013, 14, 15
Hawkins, Wayman	1974, 75
Hay, Bruce	1976, 77, 78
Hayden, Chase	2017
Hayden, Kenneth	1940, 41
Hayden, W.W.	1894
Hayes, Bob	1957
Hayes, Orin	1928, 29, 30
Hayes, Phillip	1994, 95, 96
Hayes, Rockie	1982
Hayforn, Kweku	2001
Haynes, Bratton	1940, 41
Haynes, David	1980
Haynie, Bracy	1921, 22
Hays, Dylan	2017
Hebert, Dexter	1993, 95
Hedgpeeth, Steve	1971, 72, 73*
Hedlund, Cole	2015, 16, 17
Heim, Steve	1975, 76, 77
Henderson, Charles	1914
Henderson, Dematt	1899, 00
Henderson, Ed	1948
Henderson, Gerald	1956
Henderson, Mark	1997
Henderson, Paul	1958, 59, 60
Hendren, Mike	1967, 69
Henry, Cliff	1979, 80, 81
Henry, Hayden	2017
Henry, Hunter	2013, 14, 15
Henry, Joseph	2009
Henry, Mark	1988, 89, 90, 91*
Henry, Michael	1995, 96, 97
Henry, Nathan	2001
Henry, Tyrone	1994, 95
Henson, David	1987
Henson, John	2012, 14
Henson, Harold Elgin	1945, 47, 48
Heringer, Al	1995, 97, 98
Herman, Chuck	1977, 78, 79
Hermann, Troy	1957
Herndon, Javontee	2010, 11, 12, 13
Hewitt, Matt	2006, 07
Hickey, Howard	1938, 39, 40*
Hickey, P.J.	2004
Hicks, Anthony	1993, 94, 95, 96
Hicks, Jared	2002, 03, 04, 05
Higgins, Mike	1994
Highsmith, Altonzo	2011, 12*
Hilburn, Sam	1962
Hile, Kevin	1994
Hill, J.W.	1903
Hill, Madre	1994, 95, 98*
Hill, Tom	1984, 85
Hill, Wade	1991
Hillis, Peyton	2004, 05, 06, 07
Hines, Glen Ray	1963, 64, 65*
Hines, Glen Ray	1989, 90

Hines, Will	2012, 13
Hinson, Dock Newton	1918
Hinton, L.E. Percy	1910, 11, 12*
Hirschfield, Hal	1973
Hix, Billy	1948, 49
Hixson, Guy	1907, 08, 09
Hobbs, Gary	1998
Hobbs, Wilburn D.	1898, 99
Hocker, Zach	2010, 11, 12, 13
Hockersmith, Glen	1967, 68
Hockersmith, Steve	1969
Hodge, DeMarcus	2012, 13, 14, 15
Hodge, Jim	1970, 71, 72*
Hoehn, Steve	1965, 66, 67
Hoffman, John	1945, 46
Hogan, Brad	1993
Hogan, Floyd	1973, 74
Hogue, David	1969, 70, 71*
Hogue, Larry	1950, 51, 52
Holderby, R.H.	1920
Holland, Kenneth	1946, 47
Hollander, Jim	1958, 59
Hollingsworth, Mark	1971, 72
Hollister, Cody	2014, 15, 16
Holloway, Derek	1980, 81, 82
Holloway, Judson	2002
Holly, Zeylon	1940
Holmes, Brandon	2000, 01, 02, 03
Holmes, Nate	2012
Holmes, O. Wendell	1928, 30, 31
Holmes, Price	2012, 13
Holmes, Tony	1986, 87
Holt, Jack	1935, 36, 37
Holthoff, Corky	
Hooper, Tommy	1968
Hopkins, Terry	1969, 70
Hopper, Tom	1969, 70
Hopson, E.E.	1906
Horne, Greg	1983, 84, 85, 86
Horner, John	1984
Horsfall, Frank	1895, 96, 97
Horton, Don	1955, 57, 58
Horton, Harold	1960, 61*
Horton, Julian	2010, 11, 12, 13
Horton, Tim	1986, 87, 88, 89*
Houfek, Keith	1979, 80*
House, Raymond	2000, 01, 02*
Houston, Chris	2004, 05, 06
Houston, Rex	1930
Howard, DeArrius	2002, 03, 04, 05
Howard, Dexter	1991, 92, 93
Howard, Gerald	1998, 00, 01, 02
Howard, Gary	1961, 62, 63
Howard, Jim	1977, 78, 79*
Howard, Shedrick	1989
Howell, Jim Lee	1933, 34, 35
Hubbell, Webb	1967, 68
Huckeba, Jeb	2001, 02, 03, 04*
Hudson, Bryan	1994
Hudson, Steve	1988, 89, 90
Huffman, Bo	1957
Hughes, Howard	1947, 48
Hughes, Max	1980
Humphrey, Maudrecus	2010, 11
Hunt, Jackie	1962, 63
Hunter, Billy	1936
Hunter, Chris	1986, 87, 88, 89
Huntley, Bruce W.	1911, 12
Huntley, P.C.	1908, 09, 10, 11
Hurd, David	2012, 13
Hust, A.S.	1898
Hutton, Counts	1904, 05
Hyatt, Robert F.	1906

I

Ihrle, Mike	1982, 84
Ireland, Darwin	1990, 91, 92*, 93
Irwin, Clark	2007
Irwin, Clark	1971, 72
Irwin, Jim	1971, 72
Irwin, Judson	1932*
Irwin, Terry	1974
Irwin-Hill, Sam	2013, 14

J

Jackson, Aaron	1986, 88, 89, 90
Jackson, Alfred	1991, 92, 93
Jackson, Bijhon	2014, 15, 16, 17
Jackson, Carl	1943
Jackson, Colton	2016, 17
Jackson, Ed	1979, 80, 81, 82
Jackson, E.D.	1989, 90, 91, 92*
Jackson, Eddie	2000, 01, 02, 03
Jackson, Elmer	1946, 47
Jackson, Farod	2004, 05, 06, 07
Jackson, John	2002, 03, 04
Jackson, Keith	2003, 04, 05, 06*
Jackson, Kendrick	2015, 16, 17
Jackson, Larry	1976, 77, 78*
Jackson, Marvin	2001, 03
Jackson, Nick	1995
Jackson, O.C.	1976, 77, 78
Jackson, Tarvaris	2002
Jacobs, Mike	1968
Jamerson, Charlie	1919, 20, 21
James, Bruce	1968, 69, 70
James, Dennis	1971, 72
James, Frank D.	1894, 96, 99
James, Michael	1989, 90, 91
Japp, Gus	1924, 25, 26
Jarvis, Hunter	2011
Jasper, Glen	2006
Jefferies, Elrod B.	1934, 35
Jeffers, Solomon L.	1897
Jefferson, Cameron	2014
Jefferson, Mike	1997
Jeffery, Tony	1991, 92
Jenkins, John	1971
Jenkins, J.R.	1984
Jenkins, Mike	1999
Jernigan, Hugh	1978, 79, 80
Jett, William	1904, 05*
John, Jim	1961, 62, 63
Johnson, Blake	2017
Johnson, Carl	1991, 92, 94, 95
Johnson, Charles	1943, 44
Johnson, Cordale	1992, 94
Johnson, Curtis	1988
Johnson, David	1974
Johnson, Dennis	2008, 09, 11, 12
Johnson, Derrick	1998, 99
Johnson, Hayden	2016, 17
Johnson, James	2002
Johnson, Jimmy	1962, 63, 64*
Johnson, Joe	1985, 86, 87, 88
Johnson, John	2003, 04, 05, 06
Johnson, Lee	1964, 65, 66
Johnson, Lewis	1931, 32, 33*
Johnson, Marius	1992, 93, 94, 95
Johnson, Rashaad	2007
Johnson, Ray Lee	1990, 91
Johnson, Robert	2004, 05, 06, 07*
Johnson, Robert	1935
Johnson, Shedrick	2005, 06, 07, 08
Johnson, Taiwan	2014, 15, 16
Johnson, Virgil	1941, 42
Johnson, Willie	1991, 92, 93, 94*
Jones, Alvin	1965, 66, 67
Jones, Austin	2012, 13
Jones, Ben	1942, 43*
Jones, Byran	2010, 11, 12, 13
Jones, Carroll	1944
Jones, Chadd	1997
Jones, Charles	1982
Jones, Chris	2014, 15, 16
Jones, David P.	1941, 42
Jones, DeQuinta	2009, 10, 11, 12
Jones, Felix	2005, 06, 07
Jones, Guy	1964, 65
Jones, Harry	1964, 65, 66
Jones, Herschel	1952
Jones, Jamie	1971
Jones, Jerry	1962, 63, 64*
Jones, Jeryl	1983, 84, 85
Jones, J.J.	1996, 97, 98, 00
Jones, Jordan	2017
Jones, Matt	2001, 02, 03, 04*
Jones, Meredith	1941, 42
Jones, Nathan	1981, 82, 83, 84
Jones, Patrick	2007, 08, 09, 10

ALL-TIME LETTERWINNERS



Jones, Ricky	1982
Jones, Ronnie	1969, 70, 71*
Jones, Steve	1971
Jones, Steve	1984, 85, 86, 87
Jones, Todd	1987, 88
Jones, Tom	1979, 80, 81, 82
Jones, Tommy	1991
Jordan, Clark	1932, 33, 34
Jordan, George	1932, 33
Jordan, George	1958
Jordan, Ivan	1972, 73, 74, 75
Jordan, Jim	1968
Jordan, Mike	1964, 65, 66
Jurecka, Mike	1975
Jurney, Bill	1950, 51

K	
Kaiser, Earl	1952
Karr, Elwin	1931
Kauffman, Charlie	
Keaton, Byron	2016
Keen, Allen	1935, 36
Keith, Lee	1991
Kelleybrew, Kaelon	2012
Kelley, Cole	2017
Kelly, M. LeRoy	1929, 30, 31
Kelly, Owen	1989, 90, 91, 92*
Kelly, Randy	2004, 05, 06
Kelly-Thomas, Darrell	2012
Kelson, Mike	1969, 70, 71*
Kempf, Kevin	1992
Kennedy, Bill	1970, 71
Kennedy, Brandon	2002, 03, 04, 05*
Kennedy, Kenoy	1996, 97, 98, 99*
Kennedy, Kerry	1990, 91, 92
Kenney, James S.	1913, 14
Kent, Delancey	1996, 97, 98, 99
Kerby, Kent	1927, 28
Kersey, Rick	1968, 69, 70
Kessinger, Jim	1984, 86, 87
Kestner, Troy	1991, 92
Ketcher, William	1966, 67
Keyes, Morgan	1997
Keyser, Dick	1953
Kidd, Carl	1993, 94
Kidd, Keith	1981, 82, 83
Kilbourn, Rex	1921, 22
Kilgore, Larry	1970, 71
King, Bobby	1982, 83
King, Cyrus	1924
King, Lee	1972, 73, 74
King, Les	1977
King, Steve	1972
Kingsby, Jim	1982
Kinnebrew, Chris	1992, 93, 94
Kinyo, John	1989
Kirby, Chris	1990, 91
Kirek, Paul	1979
Kirkland, Denver	2013, 14, 15
Kirkland, Mike	1972, 73, 74, 75
Knapp, Trent	1992, 93, 94
Kobel, Raleigh	1894
Kobza, Marty	1982
Koch, Greg	1973, 74, 75, 76
Koehler, Reeve	2015
Kolb, Jim	1954
Kolenda, Greg	1976, 77, 78, 79
Korte, Steve	1981, 82
Kraus, Jack	2015, 16, 17
Kyle, Winton	1929, 30
Kyser, Billy	1957, 58, 59

L	
Lackey, Greg	1968
Lacy, Bo	2001, 02, 03*
LaFargue, Richard	1973, 74, 75
LaForge, Ralph	1932, 33, 34
Lahay, Bruce	1978, 79, 81
Lairamore, Chad	
Lairmore, F.G.	1938
Lake, Howard	1933, 34
Lake, Jarrett	2010, 11, 12, 13
Lalman, Ed	1936, 37
Lamb, Jerry	1962, 63, 64*
Lambert, Eugene	1927, 28
Lambright, Frank	1944, 47, 48

Lancaster, Sacha	1998, 99, 00, 01
Lancelot, John	1957
Lane, Calvin	1944, 45
Langston, James	
Langston, Tim	1960, 61, 62
Lashley, David	1951, 52, 53
Lasker, Greg	1982, 83, 84, 85*
Latourette, Todd	1995, 96, 97, 98
Lawhorn, Jay	1940, 41, 42
Leandre, Walner	2007, 08
Ledbetter, Homer	1929, 30, 31
Ledbetter, Jeremiah	2015, 16
Lee, Mark	1981, 82, 83, 84*
Lemond, Martin	1976
Lenz, Bill	1985
Leon, Anthony	2009, 10
Letsinger, Leslie	1958, 59, 60
Leverett, Charles D.	1906
Leverett, G.V.	1914
Levine, M.H.	
Lewis, Brandon	2013, 14, 15, 16
Lewis, Garrett	2003
Lewis, Mark	1974, 75, 77
Lewis, Robert	1969
Liddell, Josh	2014, 15, 16, 17
Limpert, Connor	2016, 17
Lindsey, Jim	1963, 64, 65*
Lindsey, Lyndy	1988, 89, 90, 91
Lindsey, Marvin	1943
Lindsey, Wright	1894*
Linebarier, Bob	1951, 52
Linebarier, Chester	1949
Lineberger, Jerry	1960, 61, 62
Lineberger, Phil	1966
Linton, Morgan	2012, 13
Lisko, Frankie	1983, 84
Little, Emmett	1900, 01
Little, Steve	1974, 75, 76, 77*
Lively, Bill	1971
Lively, Charles	1942, 46, 47
Lloyd, Odis	1985, 86, 87, 88*
Lockhart, Tony	1998
Locke, Birt	1977, 78, 79
Loewen, Mitchell	2012, 13, 14, 15
Logan, Cedric	2005
Loggains, Dowell	2001, 02, 03, 04
Logsden, Robert	1950
Logue, Donald	1949, 50
London, Jack	1963
Long, Francis	1952
Long, Gordon	1944, 46, 47, 48
Long, Jim	1972
Long, Scott	1989, 90, 91, 92
Looney, Stacy	1947, 49
Loudermilk, Hubert	1996, 97, 98, 99
Loudemilk, J.W.	1952
Love, DeMarcus	2007, 08, 09, 10*
Love, Jamar	2005, 06, 07, 08*
Love, Jermaine	2007, 08, 09, 10
Lowe, Defonta	2012
Lowe, Glen	1970, 71, 72
Lubker, Herman	1942, 46
Lucas, Anthony	1995, 97, 98, 99*
Lucas, Ryder	2015, 16, 17
Lucky, Art	1975
Lueders, Jamie	1984, 85
Luigs, Jonathan	2005, 06, 07, 08*
Lunday, Kenneth	1935, 36
Lunney, Barry	1992, 93, 94, 95*
Lunney, John	1946, 47, 48, 49
Luplow, Billy	1958, 59*
Luplow, Rollie	1955, 56, 57
Lusby, Vaughn	1974, 76, 77, 78
Luther, Mark	2001
Lyons, Bill	1954, 55
Lyons, Floyd	1937, 38, 39

M	
Mabry, Jim	1986, 87, 88, 89
Mabry, Tom	1969, 70, 71
Madison, Isaac	2007, 08, 10, 11
Mahan, Benji	1998
Mallin, James	1991
Mallett, Ryan	2009*, 10*
Malone, Michael	1922
Malone, Oscar	1992, 93, 94, 96

Manor, Brison	1973, 74
Marlow, Ronnie	1989
Maroney, Mickey	1965, 66
Marshall, Fred	1962, 63, 64
Marshall, Herbert	1951, 52
Marshall, Jonathan	2017
Marshall, Korliss	2013
Marshall, Matt	2009, 10, 11, 12
Marshall, Steven	1988
Marshall, Wayne	1942
Martin, Brandon	2017
Martin, Drew	1936, 37
Martin, E. G.	1897, 98*
Martin, Finis	1932
Martin, Herbert Ray	1959
Martin, Kenneth	
Martin, Lee	1912
Martin, Neal	1938
Martin, Neil	1954, 55, 56*
Martin, Patrick	1975, 76, 77
Martin, Robert	1934, 35, 36
Martin, Wayne	1985, 86, 87, 88
Mason, Darryl	1978, 79, 80, 81*
Mason, Ty	1988, 89, 90, 91
Massa, Kenn	1986
Masse, Mike	1976, 77, 78, 79
Masse, Shane	1986
Matheny, Ronald	1979, 80, 81
Matthews, Walter	1954, 55
Matthews, Wilson	1942
Mauldin, Travis	1965, 66
Maxwell, Bruce	1966, 68, 69*
May, Bill	1958
May, Pat	1967, 68
May, Russell	1910, 11, 12, 13*
Mayes, Jim	1962, 63
Mays, Dudley	1937, 38, 39
Mazza, Carl	1952
Mazzanti, Francis	1955
Mazzanti, Geno	1948, 49
Mazzanti, Jerry	1960, 61, 62
Mazzanti, Paul	1958
McAfee, Hal	1973, 74, 75*
McAndrews, Joe A.	1898, 00
McBride, Jared	2000
McCall, J.K.	1899
McClard, Bill	1969, 70, 71
McClure, D'Vone	2016
McClure, John	2014
McCollough, William	1922
McConkey, Homer	1921
McCoy, James	1987, 88, 89
McDaniel, Arthur J.	1894, 95, 96
McDonald, Gary	1957
McDoniel, Estes	1939, 40
McDougle, Carlus	1997, 98
McElvogue, Don	1966, 67
McEntire, Rusty	2003
McFadden, Darren	2005, 06, 07
McFadden, Gerald	1954, 55
McFain, Adam	2014, 16
McFarland, Terry	1970
McGaha, Melvin	1944, 46, 47*
McGaughy, Chris	1990
McGee, David	1983, 84, 85
McGill, J. Tate	1916, 19, 20*
McGill, Leighton	1925, 26
McGowan, James	1983
McHan, Lamar	1951, 52, 53
McIntosh, Ellis	1943
McKay, Mekale	2012
McKinney, Chuck	1974
McKinney, Davyon	2012, 13, 14, 15
McKinney, George	1959, 60, 61*
McKnelly, Tom	1962, 63, 64*
McLain, C.J.	1995, 96, 98
McLeod, George E.	1957
McMurray, Gerald	1981
McNair, Bill	1942
McNatt, Drew	
McNulty, Gordon	1968, 69
McPherson, Connor	2017
McQuay, Ken	1987, 88, 89
Meacham, Allen	1988, 89
Meadors, J.J.	1992, 93, 94, 95
Meadors, Johnnie	1974, 75, 76



Over his three seasons, **JONATHAN WILLIAMS** racked up 2,321 yards on the ground, highlighted by nine 100-yard games, a 5.7 yards per rush average and 16 touchdowns.

Measel, John	1933, 34
Melton, Josh	1999, 00, 01, 02
Merrick, Jalen	2016, 17
Meyer, Percy B.	1899
Meyers, J.C.	1902, 03
Michael, Billy	1956, 57, 58*
Michael, Edward	1945
Milam, Charles	1943, 48, 49, 50
Miles, Wayne	1972
Miles-Nash, Colton	2009, 10, 11, 12
Milford, C.C.	1904, 05, 06, 07*, 08, 09
Miller, Caleb	2000, 01, 02, 03*
Miller, Carl	1982, 83, 84, 85
Miller, Chris	1995
Miller, Lucas	2006, 07, 08, 09
Miller, Mark	1973, 74, 75
Miller, Nick	1983, 84, 85*
Miller, Reid	2015, 16, 17
Miller, Richard	1927, 28, 29
Miller, Richey	1985, 86, 87, 88
Miller, Scott	1990
Mills, E.F.	1913
Minde, Josh	2008
Minor, James	1946, 47*
Minor, Keante	2011, 12
Miros, Greg	1985
Mistler, Mark	1981, 82, 83*
Mitcham, Marty	1977, 78, 79
Mitchell, Tevin	2011, 12, 13, 14
Mitchell, Brandon	2010, 11, 12
Mitchell, Braylon	2011, 12, 13, 14
Mitchell, Bruce	1973, 74, 76
Mitchell, Damon	2015, 16
Mitchell, Ernest	2005, 06, 07, 08
Mitchell, James	1895, 96
Mitchell, Jerry	2010, 11, 12, 13
Mitchell, Monroe	1983
Mitchell, Verl	1992, 93, 94, 95
Mobra, Frank	1949
Moffitt, Mike	2007
Mohammed, Alfred	1978, 79, 81, 82
Mohr, Mike	1984
Monday, James	1984
Money, Shannon	1998, 99, 00, 01
Monk, Marcus	2004, 05, 06, 07*
Monroe, James	1956, 58, 59*
Montgomery, Bill	1968, 69, 70
Montgomery, Lloyd	1936, 37
Moody, Billy Joe	1960, 61, 62
Mook, Ed	1994
Moon, Phillip	1978, 79, 80
Moore, Billy	1960, 61, 62*
Moore, Charlie	1960, 61
Moore, Clarke	2002, 03, 04, 05
Moore, Derek	2004
Moore, George J.	1905

Moore, H. Dade	1894
Moore, Henry	1953, 54, 55*
Moore, James L.	1895
Moore, Jerry	1961
Moore, Jerry	1968, 69, 70
Moore, Jess	1903, 04*
Moore, Joe Faye	1927, 28, 29
Moore, Tommy	1961, 62, 63
Mooty, Jerry	1965
Mooty, Jim	1957, 58, 59
Moran, Jack	1965, 66
Moranz, George	1952
Morgan, Claud	1923
Morgan, Drew	2013, 14, 15, 16
Morgan, Grant	2017
Morgan, Tyler	2010, 05
Morreale, Rossi	1997, 98, 99
Morgan, Tom	1970
Morris, James	1985, 87, 88
Morris, Teddy	1978, 79, 80, 81*
Morrison, Matt	1972, 73, 74
Morrison, Pat	1968, 69, 70
Morrow, David G.	
Morrow, Ric	1975, 76
Mortensen, Alex	2005, 08
Morton, Dickey	1971, 72, 73*
Morton, Lock	1923
Moseley, Frank	1937, 38
Moseley, John	1972
Mosley, Bo	2000, 01, 02, 03
Mosley, Eddie	1995, 96
Mosier, Cody	1988, 91
Moss, Austin	2009
Moss, Jacob	2003
Moss, Ontraia	1996, 97, 98, 99
Muldrew, Correy	2000, 01
Mullins, Jim	1967, 68, 69
Mullins, T.C.	1904, 05
Mulrenin, Cass	1917
Munson, Derrick	2017
Munson, Mike	1985
Murphy, Tom	1931, 32, 33
Murphy, Wes	2002, 03, 05, 06
Murrey, Joe H.	1913
Murrey, J.T.	1914
Mustain, Mitch	2006

N	
Nagy, Tony	1992, 94
Nalley, Chuck	1999, 00, 01, 02*
Nalley, Louis	1966, 67, 68
Nance, Jonathan	2017
Nations, Leslie	1931, 32
Neal, Aubrey	1938, 40, 41
Nealon, Richard	1950
Neely, Walter	1931

ALL-TIME LETTERWINNERS



JIM LINDSEY helped the Razorbacks to an undefeated 11-0 record and a national championship in 1964. A team captain in 1965, he went on to a seven-year professional football career with the Minnesota Vikings in the National Football League playing for legendary Coach Bud Grant from 1966-72.

Nelson, Jerico	2008, 09, 10, 11*
Nelson, Saint	1996
Nelson, Walter	1971, 72
Nelson, Willis J.	1907, 08*, 09
Nero, Norman	1995, 96, 97, 98
Nesbit, Robert	1950
Nesbit, Gerald	1955, 56, 57*
Newby, Jack	1933, 34
Nicholas, Rhody	1943
Nichols, Cory	1995, 96, 97
Nichols, Bobby	1969, 70, 71*
Nichols, O.B.	1912
Nix, Edsel	1951, 52, 53
Nix, John	1957
Nix, Robert	1964, 65*
Norman, Nathan	1996, 97, 98, 99
Norman, W.S.	1894
Northern, Buddy	
Norton, Delbert A.	1905
Norton, Jerrell	2006, 07, 09
Norwood, Gordon	1967, 68
Norwood, Ray	1910
Nunnerly, Mike	1992, 93, 94, 95
Nutt, Danny	1984
Nutt, Houston	1976, 77

O

O'Brien, Kelvin	1973, 74
O'Donohoe, Brennan	2000, 01, 02, 03
O'Grady, Cheyenne	2017
O'Neal, Wesley	2001, 02
Oden, Anthony	2009
Okoli, Ramon	1993
Olajubutu, Sam	2003, 04, 05, 06*
Oliver, Chris	1990, 91, 92, 93
Ollison, Grady	2012, 13
Ollison, Tony	1987, 88, 89, 90
Olney, Lee S.	1903, 04, 05
Ordonez, Ish	1978, 79, 80
Orrick, C.E.	1907, 08, 09
Osborne, Pervis	2000, 02
Ousley, Carlos	2002, 03
Overby, Rogers	1955, 56
Owen, B.A.	1936, 37
Owenby, Tatum	2000, 01
Owens, Kerry	1985, 86, 87, 88*
Owens, Lewis F.	1896, 97, 98
Owens, W.B.	1938
Oxner, Seth	2008, 09, 10

P

Painter, Zac	1995, 96, 97, 98
Paldino, Paul	1941, 42
Palmer, Courtney	1990
Palmer, L.L.	1905, 06

Papageorge, George	1948, 49
Parchman, O.D.	1913, 14
Parker, Curtis	1924, 25
Parker, Dudley	1975
Parker, Guy	1968, 69, 70
Parker, J.H.	1895
Parker, Mike	1962, 63*
Parker, Sam	1938, 39
Parker, Shelton	2000, 01, 02
Parker, Stephen	2004, 05, 06
Parks, Eric	1998
Parks, Limbo	1985, 86
Parks, Ray	1976
Parmer, Mike	1973, 75
Parrish, Norm	1977
Parson, Gary	1968, 69
Patton, Jeremy	2017
Payne, Kyle	2005
Peacock, Jason	2011, 12
Peacock, Max	1967, 68
Pearce, Howard	1940
Pearce, LeRoy	1954
Pearson, Bobby	1955
Pearson, Radale	2000
Peebles, Titus	2003, 04
Peey, Dean	1990, 92, 93, 94
Pennington, Don	1948
Pense, Leon	1943, 44
Pensell, Larkus	1958
Perdue, Gordon	1917
Perdue, Monroe	1919
Perry, Caleb	2000, 02, 03
Perry, Gene	2003, 04
Perry, James	1993
Perry, Pat	1952
Perry, Stuart	1955, 56, 57
Perryman, S.S.	1898
Peters, Jason	2001, 02, 03
Peters, Jim	2000, 01
Peters, Otha	2012, 13
Peters, Raymond	1947, 48
Peterson, Skye	2004
Petry, Allen	1973, 74, 75
Petrus, Mitch	2005, 06, 07, 09
Petty, Jermaine	1999, 00, 01
Pettway, La'Michael	2016, 17
Phillip, H.E.	1906, 07, 09, 10, 11
Phillips, Chief	1912
Phillips, Danny	1977, 78, 79, 80
Phillips, Harold Jiggs	1950
Phillips, Loyd	1964, 65, 66
Phillips, Mackenzie	1988, 89, 91
Phillips, M.R. Stanley	1907, 08, 09*
Phillips, Terry Don	1966, 68, 69
Phillips, Tyler	2016

Phillips, William H.	1930, 31, 32
Philon, Darius	2013, 14
Pickens, Billy	1951, 52, 53
Pickett, Daryal	1980, 81
Pickett, Ivan	1991, 92
Pierce, Bill	1980
Pierce, Mark	2001, 02, 03
Pinkston, Greg	1955, 56, 57
Pipkin, Joyce	1946*, 47
Pitner, Matt	1989, 90
Pitts, R.C.	1941
Plafcan, Cole	1994
Plunk, Jim	1997
Poff, A.A.	1912
Polk, Tommy	1961, 62
Pollard, J.W.	1895, 96
Poole, Dedrick	2002, 04, 05
Poole, H.L. Ike	1933, 34, 35
Potts, Thomas O.	1896
Powell, Cliff	1967, 68, 69*
Powell, William	1969
Powers, Ryan	2007, 08, 09, 10
Poydras, Marcellus	1999, 00, 01, 02
Prescott, Mark	1980
Pressley, Chase	2003, 05, 06
Preston, Doyle	1992, 93
Price, Jim	1963, 64
Price, John	1982
Price, Kerwin	1988, 89, 90, 91
Price, Donny	1973
Pritchard, Ross	1946, 47, 48, 50
Procter, Bobby	1953, 54*
Proud, Bryan	
Pruitt, Grant	1998
Pruett, John R.	1905
Pryor, Jerry	1992
Pryor, R. Dean	1950, 51, 52*
Ptak, James V.	1919
Pullen, James	1964
Pulley, Ryan	2015, 16
Putman, L.E.	1896

R

Raether, Pete	1990, 91, 92
Ragland, H.S.	1901, 02, 03*
Ragnow, Frank	2014, 15, 16, 17*
Rainwater, Elmer	1922, 23
Ramey, Paul	1967
Ramirez, Paul	2017
Ramirez, Santos	2015, 16, 17*
Ramsay, Louis	1940, 41
Ramsey, Charles	1953
Ramsey, Randy	2014, 16, 17
Randolph, Billy R.	1943
Rankin, Roxie	1943
Rasner, Ross	2009, 10, 11, 12
Ratcliff, E.M.	1912, 13
Raulerson, Jake	2016, 17
Rawlings, Ralph	1936, 37
Ray, Alvin	1998, 00
Ray, Herman	1934
Ray, Lance	2010
Reavis, David	1970, 71, 72
Reber, Kent	1981, 82, 83
Reed, Dominique	2015, 16
Reed, Don	1956
Reed, Jim Ed	1997, 99, 00
Reed, J.L.	1912
Reed, R.G.	1912
Reed, Robert	1994
Reed, Scott	1983
Reed, Tom	1970, 71, 72*
Rees, John Aaron	2005, 06, 07, 08
Rees, John	1968, 69, 70
Reginelli, Phillip	1951, 53
Reichardt, Chris	1914, 15, 16*
Reichert, James	1947, 48
Reid, Jim	1956
Reinig, Mike	1976
Reith, Jerry	2002, 03
Renfro, Elza	1923
Reppond, Mike	1970, 71, 72
Reuter, Buddy	1958, 59
Revard, Ron	1971, 72
Reynolds, Bobby	1962
Reynolds, Matt	2016

Rhiddlehoover, Jon	1972, 73, 74
Rhodes, Danny	1971, 72, 73*
Rhyne, Jake O.	1912
Richard, Don	1947
Richard, Jack S.	1948, 50
Richardson, Ernie	1965
Richardson, Jon	1970, 71, 72
Richardson II, Kevin	2014, 15, 16, 17*
Richardson, Lawrence	2001, 02, 03
Richardson, Matterral	2004, 05, 06, 07*
Richardson, Rhett	2007, 08, 09, 10
Richardson, Richard	1979, 80, 81, 82*
Reiderer, Don	1948, 49, 50
Riley, Ozzie	1977, 78, 79
Rinehart, Jim	1949, 50, 51
Ritschel, Don	1956, 57, 58
Rivers, Scott	1994, 95, 96*
Robbins, Jack	1935, 36, 37*
Roberts, Odus	1937
Roberts, Theron	1946, 47, 49
Roberts, Wayland	1953, 54, 55
Robinson, Antwain	2005, 06, 07, 08
Robinson, Gary	1964*
Robinson, Jack	1929, 30, 31
Robinson, Lerinezo	2002, 03, 04, 05
Robinson, Michael	2003, 04
Roebuck, Gene	1958
Roesler, Karl	2014, 15, 16, 17
Rogers, Darren	2002, 03, 04
Rogers, Tommy H.	1894, 95
Rogers, William Buddy	1948, 49, 50
Rogers, Yandell	1922, 23, 24*
Rogers, Zach	2015, 16, 17
Rolen, Chad	1987, 88, 89, 90*
Roper, Bobby	1964, 65*
Roper, Gary	1974
Roper, Kyle	2002, 03, 04, 05*
Rose, Glen	1925, 26, 27
Ross, J.R.	1976, 77
Rossi, Luke	2015
Roth, Jim	1952, 53, 54*
Rouse, James	1985, 87, 88, 89
Rowland, Eckel	1949
Rownd, Ed	1971, 72, 73
Rucker, Choice	1933, 34, 35*
Rucker, Jeff	1924, 25
Rucker, Paul	1932, 34
Ruckers, Madison	1942
Rudasill, Bill	1983
Rudd, James T.	1912, 13, 14*, 15*
Ruggles, William A.	1900, 01, 02
Ruple, Ernest	1965, 66, 67*
Rusher, Gus	1969, 70, 71
Rushing, Gerald	1920, 21, 22
Rushing, Jack	1948, 49, 50
Russell, Derek	1987, 88, 89, 90
Russell, Randy	1989
Rutherford, R.P.	1895, 96
Ruttle, John	2000
Rystrom, Tom	1976

S

Sadler, Dennis	1972
Sadler, Nelson	1927
Sadler, Wm. P.	1914, 15
Sagley, Floyd	1951, 52, 53
Saling, Lane	2015
Sain, Tommy	1964, 65
Saint, Mike	1970, 71, 72
Saint Pierre, Bob	1952
Sales, Roland	1977, 78, 79*
Saliba, Eddie	1937
Salley, Bryan	1979
Sallings, Max	1941, 42
Salters, Carlton	2007, 08, 09
Sampson, Howard	1974, 75, 76, 77*
Sanders, C.F.	1895
Sanders, Carrel	1917
Sanders, Curtis	1998, 99
Sanders, David	1994, 95, 96, 97
Sanders, Percy	1935, 36
Sandlin, Kenny	1998, 99, 00, 01*
Saunders, Chris	2015
Savage, Jeff	1992
Saxton, Jerry	1977, 78
Scanlon, Kevin	1978, 79

Scalet, Joe	1938
Scarbrough, David	1941, 42
Schalchin, George	1912
Schaufele, Louis	1948, 49, 50
Schaufele, Mike	1967
Scheel, Doug	1971, 73
Schell, David	1984, 85, 86, 87
Schmidt, Harold	1940
Schoolcraft, Jim	1982, 83
Schoonover, Wear	1927, 28, 29
Schumchyk, Frank	1944
Schumchyk, Mike	1944, 45, 48
Scott, Brad	1924, 25*, 26
Scott, Carl L.	
Scott, Clyde	1946, 47, 48*
Scott, Earl	1992, 93, 94, 95
Scott, John T.	1900
Scott, Justin	2001, 02, 03*
Scott, Mike	1976, 77, 78
Scott, Tracy	1949
Seamster, Savoy	1935
Seawell, A.C.	1895
Seawell, W.L.	1895
Secrest, Earl	1930, 31*
Secrest, Jack	1929
Sellers, Jimmy D.	1957
Shaddox, John	1946, 49
Shakelford, J.M.	1916
Shantz, Bobby	1980, 81, 82
Shantz, Joe	1978, 79, 80
Shavers, Marcus	2005, 06, 07
Shaw, Calvin	1980, 81, 82, 83*
Shaw, Homer	1926
Shaw, Thurman	1979, 80, 81
Shelby, Shannon	1993, 95
Shepherd, Mike	1986, 87, 88, 89*
Sheppard, Malcolm	2006, 07, 08*, 09*
Sherland, Mark	1932, 33, 34
Shibest, James	1983, 84, 85, 86*
Shimer, Ted	1987, 88, 89, 90
Shockley, Brett	1999, 00
Shofner, Jim	1945
Shoup, Brad	1976, 77, 78
Showers, Carlos	1993, 94, 95, 96
Shumaker, Rick	1976, 77, 78
Sickle, Clifford	1936*
Sidney, Shannon	1994, 95, 96, 97
Sigman, Mike	1966, 67, 68
Silliman, W.E.	1911
Simington, Milton	1938, 39, 40
Simpson, Jim	1986, 87, 88
Simpson, Travis	1948, 49, 50
Sims, Buddy	1964, 65
Sims, Chuck	1972, 73
Sims, Desmond	2003, 04, 05, 06*
Singer, Saul	1938, 39
Sisson, Walter	1941
Skilern, James	1915
Skinner, Gerald	1973, 74, 75, 76
Skinner, Jacob	2003, 04, 05, 06
Skinner, Jerol	1991
Skipper, Dan	2013, 14, 15*, 16
Slaughter, Justin	2004
Slay, T.C.	1997, 00
Sloan, Chester C.	1898, 99*
Sloan, Dwight	1936, 37
Small, Kiero	2011, 13*
Smart, David	1985, 86
Smith, Arlis	1917, 20, 21
Smith Sr., Billy Ray	1954, 56
Smith Jr., Billy Ray	1979, 80, 81, 82*
Smith, Calvin	1945
Smith, Carl C.	1899
Smith, Chris	2010, 11, 12, 13*
Smith, Clarence	1920, 21, 22*
Smith, Cornelius	1976, 77
Smith, Darrell	2010
Smith, Darrell	1999
Smith, Demetrius	1990, 91, 93, 94
Smith, Dewitt	1967, 68, 69
Smith, Elmer	1949
Smith, Emanuel	1996, 97, 98, 99
Smith, Fred	1924
Smith, Gerald	1986, 87
Smith, Hezekiah	2006, 07
Smith, Howard	

ALL-TIME LETTERWINNERS



Smith, James H.	1949, 50, 51
Smith, James R.	1945
Smith, Jarrette D.	1948, 49
Smith, L.P.	1916, 17, 18, 19
Smith, Mark	1986
Smith, Mark	1993, 94, 95, 96*
Smith, Martin	1982
Smith, Micahh	2017
Smith, Michael	2006, 07, 08, 09*
Smith, Minor	1924, 25, 26
Smith, Richard	2000, 01, 02, 03
Smith, Robin	1977, 78
Smith, Rollen	1973, 74*
Smith, Ronnie Mac	1962, 63, 64*
Smith, Tim	1987
Smith, T.J.	2016, 17
Smith, Trey	1982
Smith, Wm. Joseph	1951
Smith, Zack	1938
Smithy, Claud	1964, 65, 66
Smothers, Mitch	2011, 13, 14, 15
Snider, Zach	2005
Snowden, Michael	1996, 97, 98, 00
Soli, Junior	1992, 93, 94, 95
Sorahan, Ryan	2001, 02, 03
Souter, Ted	1954, 55, 56*
South, Ronny	1965, 67
Southerland, William	1938
Spain, Harold	1951, 52, 53
Spaight, Martrell	2013, 14
Spangler, Shannon	1989
Spann, Dwayne	1988
Sparks, Claude	1908, 09
Sparks, Stan	1962, 63
Spencer, Edward	1954
Spencer, Terry	1990, 91, 92
Sperring, James	1951, 52
Spillers, Ray	1934, 35, 36
Spivey, Bill	1933, 34
Spriggs, David	1974
Sprinkle, Jeremy	2013, 14, 15, 16
Stadther, Zach	2008, 09, 10, 11
Stallings, Randall	1936, 37, 38
Stancil, William	1948, 49
Stankovitch, Bob	1968, 69
Stanley, Tom E.	1902, 03, 05
Stansberry, E.E.	1914, 15, 16
Stavely, Mark	2002
Steelman, Harold	1954, 55
Steelman, Tyler	2007
Steger, Curtis	1984
Stendel, Marvin	1950
Stevenson, James E.	1916
Stewart, Andru	2009, 10
Stewart, Deon	2016, 17
Stewart, George	1978, 79, 80*
Stewart, Randy	1963, 64, 65*
Stewart, Terry	1967, 68, 69*
Stewart, Wayne	1986, 87, 88
Stiggers, Gary	1977, 78, 79, 80
Stinson, Rod	1997, 98, 99, 00
Stitten, John	1984, 85, 86, 87
Stockdell, Cary	1968, 69
Stockton, Harold	1948, 50
Stoerner, Clint	1996, 97, 98, 99*
Stolt, Alan	
Stone, Donnie	1956, 57, 58
Storey, Shane	1987
Storey, Ty	2017
Stout, Louis	1930, 31, 32
Stout, Robert	1937, 38, 39
Stover, Donald	1912
Strain, Ray	1972
Straschinske, Ray	1990, 91, 92, 93
Street, Russell	1999
Strickland, J.S.	1897
Stringer, Chris	2012, 14
Stringer, Tom	1951
Struebing, Don	1993
Stumon, Van	2008, 09, 10
Sykes, Willie	2015
Sullivan, Jerry	1977, 78
Summerall, Pat	1949, 50, 51*
Summers, Scott	2002
Sutherland, Bruce	1978, 81
Sutton, John	1975

Sutton, John	1940, 41
Sutton, Wm. Buddy	1950, 51, 52*
Swanson, Bill	1983
Swanson, Travis	2010, 11, 12*, 13*
Swartz, Anthony	1994, 95
Swartz, Matt	2000
Switzer, Barry	1957, 58, 59*
Switzer, Greg	1988, 89, 90, 91

T	
Tackett, Buddy	1962, 63
Tallent, Major	1948
Talley, Fred	2000, 01, 02*
Tanner, Terry	1980
Tate, Austin	2010, 11, 12, 13
Tatum, Terry	1982, 83, 84, 85
Taylor, Brad	1981, 82, 83, 84
Taylor, Brad	2012, 13
Taylor, Jim	1971, 72
Taylor, John	1975, 76
Tegethoff, Carl	1981, 82
Temple, Charlie	1949
Templeton, Mason	2004, 05, 06
Tejada, Alex	2007, 08, 09, 10
Thielemann, R.C.	1973, 74, 75, 76
Thomas, Barry	1982, 83
Thomas, Bill	1943
Thomas, Brad	1973, 74, 75
Thomas, Billy Ray	1944, 46, 47, 48
Thomas, Champ	1967
Thomas, Curtis	1991, 93, 94
Thomas, Derrick	1983, 84, 85, 86*
Thomas, Floyd	1947
Thomas, Greg	1984, 85, 86, 87*
Thomas, Mick	1989, 90, 91
Thomas, Robert	2011, 12, 13*
Thomas, Tramain	2008, 09, 10, 11
Thomas, Travis	1922, 23, 24
Thomas, Will	1901
Thomas, Zhamal	2009, 10
Thomas-Smith, Nick	2015
Thomason, George	1950, 51, 52
Thomason, Joe	1953, 54, 55
Thompson, David	2004, 05
Thompson, Derrick	1992
Thompson, Lance	2005, 06, 07, 08
Thompson, Skip	1987, 88
Thorpe, Wilfred	1937, 38, 39
Thornton, DuVall	1947, 48, 49
Thurman, Scotty	2015
Tibbits, Joe	1941, 42
Tidwell, Chris	1995
Tolbert, James	1979, 80, 81
Toliver, Henre'	2014, 15, 16, 17
Toole, Drew	1971, 72
Toussaint, James	2002
Towler, George F.	1898
Townsend, Curtis	1975, 76
Trail, Ray	1960, 61, 62*
Trail, Richard	1964, 65, 66
Trainor, Kendall	1985, 86, 87, 88
Trantham, Tommy	1965, 66, 67
Tranum, Billy	1957, 58, 59
Travis, Tony	1992
Tretola, Sebastian	2014, 15
Tribble, Russ	1973, 75
Triesch, Conrad	1914
Troillett, Ralph	1952, 53*
Troxell, Billy F.	1948
Troxell, Jack	1951, 52
Trusty, Reggie	1988, 89
Trusty, Ronnie	1980, 81
Tubbs, Zac	2002, 03, 04, 06*
Tuck, Crosby	2008
Tucker, Austin	2009, 10
Tunnah, B.	1910
Turner, A.J.	2012
Turner, A.S.	1911, 13, 14
Turner, Alan	2011, 12, 13, 14*
Turner, John	1970
Turner, Keith	2000, 02
Turner, Terry	1970
Tutt, Britto	2017

U	
Uekman, Garrett	2011
Ugoh, Tony	2003, 04, 05, 06*
Underwood, Ronnie	1954, 55, 56
Upchurch, Andy	1983, 84, 85*
Uptmoor, Bernard	1928, 29, 30

V	
Van Dover, Jimmy	1956, 58
Van Dyke, Sammy	1984, 85, 86, 87
Van Es, Wendell	
Van Poucke, M.L.	
Van Sickle, Clifford	1934, 35, 36*
Van Sickle, Clyde	1927, 28, 29
Valdez, Jose	2006, 07, 08
Vanderventer, James	1899
Vanvalkenburgh, Horace	1904, 05
Vanvalkenburgh, Wm. M.	1906
Vaughn, Vickiel	2002, 03, 04, 05*
Vavra, Brian	2005, 06, 07
Vernon, Thomas Jerry	1951
Vestal, Steve	1970
Vickers, Rick	1970
Villarreal, Ernie	1984, 86
Vincenheller, Ashton	1897, 98, 99, 00*
Vinnett, Darius	2004, 06*
Voelzke, Alex	2012, 13, 14, 15
Volentine, Paul	1913

W	
Wade, Chris	2006, 07
Wade, Marquel	2011
Wade, Vernon	1992, 93, 94
Wait, Matt	1994, 95, 96, 97
Walker, Dee	2017
Walker, George	1954, 55, 57*
Walker, George Rea	1962, 63*
Walker, Jimmy	1975, 76, 77, 78*
Walker, Kody	2013, 14, 15*, 16*
Wallace, Brian	2015, 16, 17
Walls, Gavin	2001, 02*
Walls, Stephen	1990, 91, 92
Walston, Dave	1962, 63
Walters, Danny	1980, 81, 82
Walters, Steve	1969, 70
Ward, Bill	1950
Warren, Billy	1983, 84
Warren, Chris	1975, 76
Warren, Corey	2000
Warren, De'Vion	2017
Warren, Earl	1953
Warren, Robert	1952, 53
Wasburn, Jeremiah	1997, 98, 99
Washington, Carroll	2013, 14
Washington, Cedric	2003, 04, 05, 06
Washington, Charles	1983, 84, 85, 86
Washington, Dallas	2004, 06, 07, 08
Watkins, James	1906
Watkins, Larry	1964, 65, 67*
Watkins, Ronald	2010, 11
Watkins, Wayne	1952
Watkins, William	1973
Watson, Alan	1973, 74
Watson, John R.	1903
Watters, Orlando	1991, 92, 93
Watts, Armon	2015
Weatherford, Zach	1994
Weatherston, Jr., Carl	1944
Webb, Charles W.	1902
Webster, Tim	1968, 69, 70
Weems, Orson	1981, 82, 83
Welch, Charles	1923
Welch, Jerry	1962, 63, 64*
Wells, Ira	1983, 84
Wells, John A.	1948
Wesley, Donte	1998
Wessinger, Randy	1978, 79, 80
West, A.L.	1898
Westerman, Bruce	1990
Westphal, Benny	1973, 75
Wewetzer, Jeff	1988, 89
Whaley, Devwah	2016, 17
Wheat, John	1971, 72
Wheeler, Earl	1943, 44, 45*, 46
Whisenhunt, Jim	1966
White, Barnabas	1974, 76, 77



In 2015, **SEBASTIAN TRETOLA** was the co-recipient of the Jacobs Blocking Trophy while earning first-team All-America honors from *Sports Illustrated*. He started 24 straight games to end his career.

White, Bob	1966, 67, 68
White, Bryan	1984, 85, 86, 87
White, Dale	1975, 76, 77, 78
White, Eddie	1981, 82, 84
White, Larry	1975, 76
White, LaZerius	1999, 00, 01*
White, Marsh	1927, 73
White, Nathaniel	1982, 84, 85, 86
White, Steed	1946, 47
Whitfield, Billy	1957
Whitmore, Marcus	2003, 04*
Whittaker, Leon	1947
Whitted, Erik	1984, 85, 86, 87
Whitworth, Charles	1955, 56, 57
Wilber, Rusty	1976, 77
Wilcoxon, Robert	1982, 83, 84
Wiley, Brian	2000
Wilkins, Charles	1925
Williams, Bobbie	1996, 97, 98, 99
Williams, Bobby	1960
Williams, Calvin	1984, 85
Williams, D.J.	2007, 08, 09, 10*
Williams, Dale	1984, 85
Williams, Damian	2006
Williams, Darrell	1959, 60, 61
Williams, David	2017
Williams, Demetrius	2012
Williams, Desmond	2005, 06, 07
Williams, Eddie "Boo"	1999, 00
Williams, Fred	1949, 50, 51
Williams, Gary	1978
Williams, Jarrell	1959, 60
Williams, Jim	1963, 64, 65*
Williams, Jimmy	1988, 89
Williams, John	1920
Williams, Jonathan	2012, 13, 14, 15*
Williams, Josh	2014, 15, 16
Williams, Les	1970, 71, 72
Williams, Michael	1996, 97, 98, 99
Williams, Patrick	1987, 88, 89
Williams, Paul X.	1928
Williams III, Rawleigh	2015, 16
Williams, Ray E.	1920, 21, 22
Williams, Rickey	1984, 85, 86, 87*
Williams, Stanley	1977, 78
Williams, Terrell	2009, 10, 11, 12
Williams, Tom	1923
Williamson, John	1989
Wilson, Bill	1957
Wilson, Clint	1983
Wilson, Demetrius	2012, 14
Wilson, George	2001, 02, 03*
Wilson, Harry	1997, 98
Wilson, Jeremy	1996
Wilson, Joe Bill	1954
Wilson, Richard	1980
Wilson, Tyler	2009, 10, 11* 12*
Wilson, William	1915, 16, 17
Wilson, William O.	1902, 03
Wingfield, Greg	1985
Wingo Jr., Ronnie	2009, 10, 11, 12
Winkleman, Ben	1917, 18, 19, 20, 21*

Winkleman, Charles	1924
Winston, Billy	1986, 87, 88, 89
Winston, Darius	2009, 10, 11, 12
Winston, Dennis	1973, 74, 75, 76
Winston, JaMichael	2013, 14, 15*, 16
Winston, Marc	2005
Winston, Rodney	1988, 89, 90
Winters, Alva	1926, 27, 28*
Wise Jr., Deatrich	2013, 14, 15, 16*
Wise, Floyd	1928
Wishon, Waylon	1992, 93, 94
Withers, Art	1937
Witty, Eldo	1924
Wood, Charles Fox	1900, 01, 02
Wood, Clark	1900, 01, 02
Wood, John Shirley	1904, 05, 06*
Wood, Stanley	1922
Woodbury, Derrick	1992
Woodell, Lloyd	1936, 37, 38*
Woodlee, Eddie	1964, 65, 66
Woodman, Lloyd	1954
Woods, Gary	1979
Woods, Kevin	2004, 05, 06, 07*
Woods, Wayne	1956
Woolfolk, Kirk	1977, 78, 80
Worrell, Darren	1986, 87, 89
Worthington, Jim	1961, 62
Wren, Hudson	1927, 28
Wren, Ronnie	1974
Wright, A.E.	1908, 09
Wright, Jarius	2008, 09, 10, 11*
Wright, Lindsay	1894*
Wright, Sam	1906
Wright, Shannon	1989, 90, 92
Wright, Tenarius	2009, 10, 11, 12*
Wright, Todd	1989, 90, 91, 92
Wunderly, Don	1971, 72*
Wyatt, Kevin	1982, 83, 84, 85
Wynn, Robert	1988
Wynn, Roger	1976
Wynne, Clayton	1940, 41, 42*
Wynne, Tommy	1935

Y	
Yager, Richard	1991, 92, 93
Yarborough, Byron	1984, 85, 86
Yates, A.J.	1938, 39, 40*
Yeager, Kelly	1991, 92, 93
Yoder, Douglas	1972, 73, 74, 75
Yoes, Oran C.	1920
Young, Brendan	2017
Young, Charles	1949
Young, Clint	1910, 11
Young, Henderson	1919
Young, James	1943, 44*
Young, Michael	2004
Young, Theo	1983, 84, 85, 86
Youngblood, Jim	2009

Z	
Zinamon, Berg	1980, 81, 82, 83*
Zoll, Alan A.	1915, 16

ALL-TIME COACHING STAFFS



<p>2018 Hunter Yurachek, AD Chad Morris, HC John Chavis, DC/LB Joe Craddock IV, OC/OB Steve Caldwell, DL Ron Cooper, DB Dustin Fry, OL Barry Lunney Jr., TE John Scott Jr., DL Mark Smith, DB Justin Stepp, WR Jeff Traylor, Assoc. HC/RB</p>	<p>2012 Jeff Long, AD John L. Smith, HC Paul Haynes*, DC/Secondary Paul Petrino, OC/OB Steve Caldwell, DE/STC Taver Johnson, Asst. HC/LB Bobby Allen, Secondary Kris Cinkovich, WR Tim Horton, RB/Rec. Chris Klenakis, OL Kevin Peoples, DT</p>	<p>2006 Frank Broyles, AD Houston Nutt, HC Reggie Herring, DC/LB Gus Malzahn, OC/WR Mike Markuson, OL/Run Game Coord. Alex Wood, QB/Pass Game Coord. Bobby Allen, CB Louis Campbell, Secondary Danny Nutt, RB Tracy Rocker, DL James Shibest, TE/Specialists</p>	<p>2001 Frank Broyles, AD Houston Nutt, HC John Thompson, DC/LB Bobby Allen, DL David Lee, QB Mike Markuson, OL Danny Nutt, RB George Pugh, Rec./WR James Shibest, TE/Specialists Chris Vaughn, OL Dave Wommack, Secondary</p>	<p>1995 Frank Broyles, AD Danny Ford, HC Mike Bender, OL Louis Campbell, DB Joe Lee Dunn, DC Rockey Felker, QB Fitz Hill, WR David Mitchell, RB Charley North, OT/TE Joe Pate, LB Jim Washburn, DL</p>	<p>1989 Frank Broyles, AD Ken Hatfield, HC Wally Ake, LB Larry Beckman, OG/C Larry Brinson, RB/FB Dick Bumpas, DL Jack Crowe, OC/OB J.B. Grimes, OT/TE Roger Hinshaw, OL Bob Trott, DB Richard Wilson, WR</p>	<p>1983 Frank Broyles, AD Lou Holtz, HC Jesse Branch, OB Pete Cordelli, WR Harvey Hampton, DE Rich Olson, DB Bob Shaw, LB Jim Strong, OT/TE Mike Tolleson, DL Don Lindsey, Asst. HC/DC Ken Turner, OG/C/K</p>
<p>2017 Jeff Long, AD Bret Bielema, HC Dan Enos, OC/OB Paul Rhoads, DC/Secondary Kurt Anderson, OL Vernon Hargreaves, ILB Barry Lunney Jr., TE Reggie Mitchell, RB John Scott Jr., DL Michael Smith, WR Chad Walker, OLB</p>	<p>2011 Jeff Long, AD Bobby Petrino, HC Garrick McGee, OC/OB Willy Robinson, DC/Secondary John L. Smith, OLB/STC Bobby Allen, DT Steve Caldwell, DE Kris Cinkovich, WR Tim Horton, RB/Rec. Reggie Johnson, ILB Chris Klenakis, OL</p>	<p>2005 Frank Broyles, AD Houston Nutt, HC Reggie Herring, DC/LB Mike Markuson, OL/Run Game Coord. Roy Wittke, QB/Pass Game Coord. Bobby Allen, CB Clifton Ealy, TE Danny Nutt, RB Tracy Rocker, DL James Shibest, WR/Specialists Chris Vaughn, S/Rec.</p>	<p>2000 Frank Broyles, AD Houston Nutt, HC Fitz Hill, Asst. HC/Rec. Coord./WR Bobby Allen, Co-DC/LB John Thompson, Co-DC/Secondary Joe Ferguson, QB Bill Johnson, DL Mike Markuson, OL Danny Nutt, RB James Shibest, TE/Special Teams Chris Vaughn, Bandits/Rovers</p>	<p>1994 Frank Broyles, AD Danny Ford, HC Louis Campbell, DB Rockey Felker, QB Fitz Hill, WR Buddy King, OT/TE Joe Kines, Asst. HC/DC David Mitchell, RB Joe Pate, LB Larry Van Der Heyden, OG/C Jim Washburn, DL</p>	<p>1988 Frank Broyles, AD Ken Hatfield, HC Wally Ake, DL Larry Beckman, OL Larry Brinson, RB Fred Goldsmith, DC/LB Jim Goodman, WR Roger Hinshaw, OLB David Lee, QB/FB Bob Trott, DB Ken Turner, TE/K</p>	<p>1982 Frank Broyles, AD Lou Holtz, HC Larry Beightol, OC/OL Jesse Branch, WR Sam Goodwin, OB Don Lindsey, Asst. HC/DC John Mitchell, DE Rich Olson, DB Ken Turner, TE/K Bob Shaw, LB</p>
<p>2016 Jeff Long, AD Bret Bielema, HC Dan Enos, OC/OB Robb Smith, DC/Secondary Kurt Anderson, OL Vernon Hargreaves, LB Barry Lunney Jr., TE Reggie Mitchell, RB Paul Rhoads, DB Rory Segrest, DL/Specialists Michael Smith, WR</p>	<p>2010 Jeff Long, AD Bobby Petrino, HC Garrick McGee, OC/OB Willy Robinson, DC/Secondary John L. Smith, STC/OLB Bobby Allen, DT Steve Caldwell, DE Kris Cinkovich, WR Tim Horton, RB/Rec. Reggie Johnson, ILB Chris Klenakis, OL</p>	<p>2004 Frank Broyles, AD Houston Nutt, HC Dave Wommack, DC/ILB Mike Markuson, OL/Run Game Coord. Roy Wittke, QB/Pass Game Coord. Bobby Allen, Secondary Clifton Ealy, TE Danny Nutt, RB Tracy Rocker, DL James Shibest, WR/Specialists Chris Vaughn, S/Rec.</p>	<p>1999 Frank Broyles, AD Houston Nutt, HC Bobby Allen, Co-DC/ILB Keith Burns, Co-DC/Secondary Clifton Ealy, Bandits/Rovers Joe Ferguson, QB Fitz Hill, WR Mark Hutson, TE/STC Bill Keopple, DL Mike Markuson, OL Danny Nutt, RB</p>	<p>1993 Frank Broyles, AD Danny Ford, HC Louis Campbell, DB Greg Davis, QB Rockey Felker, RB Fitz Hill, WR Buddy King, OT/TE Joe Kines, Asst. HC/DC Joe Pate, DL Scott Smith, LB Larry Van Der Heyden, OG/C</p>	<p>1987 Frank Broyles, AD Ken Hatfield, HC Wally Ake, DL Larry Beckman, OL Larry Brinson, RB Fred Goldsmith, DC/LB Jim Goodman, WR Roger Hinshaw, OLB David Lee, QB/FB Bob Trott, DB Ken Turner, TE/K</p>	<p>1981 Frank Broyles, AD Lou Holtz, HC Larry Beightol, OC/OL Jesse Branch, WR Sam Goodwin, OB Don Lindsey, DC/LB John Mitchell, DE Rich Olson, DB Ken Turner, TE/OL/K Fred von Appen, DL</p>
<p>2015 Jeff Long, AD Bret Bielema, HC Dan Enos, OC/OB Robb Smith, DC/Secondary Sam Pittman, Assoc. HC/Rec./OL Jemal Singleton, Special Teams/RB Vernon Hargreaves, LB Clay Jennings, DB Barry Lunney Jr., TE Rory Segrest, DL/Specialists Michael Smith, WR</p>	<p>2009 Jeff Long, AD Bobby Petrino, HC Mike Summers, Asst. HC/OL Paul Petrino, OC/WR Willy Robinson, DC/S John L. Smith, STC/OLB Bobby Allen, DT Kirk Botkin, DE Tim Horton, RB/Rec. Reggie Johnson, ILB Garrick McGee, QB</p>	<p>2003 Frank Broyles, AD Houston Nutt, HC Dave Wommack, DC/ILB Mike Markuson, OL/Run Game Coord. Roy Wittke, QB/Pass Game Coord. Bobby Allen, CB/FS Clifton Ealy, TE Danny Nutt, RB Tracy Rocker, DL James Shibest, WR/Specialists Chris Vaughn, OLB/SS/Rec.</p>	<p>1998 Frank Broyles, AD Houston Nutt, HC Bobby Allen, Co-DC/ILB Keith Burns, Co-DC/Secondary Clifton Ealy, Bandits/Rovers Joe Ferguson, QB Fitz Hill, WR Mark Hutson, TE/Special Teams Bill Keopple, DL Mike Markuson, OL Danny Nutt, RB</p>	<p>1992 Frank Broyles, AD Jack Crowe, HC* Joe Kines, DC/ILB/HC# Louis Campbell, DB Scott Conley, TE Greg Davis, OC/OB J.B. Grimes, OL Fitz Hill, DB/LB Houston Nutt, WR Joe Pate, Asst. HC/DL Ken Rucker, RB</p>	<p>1986 Frank Broyles, AD Ken Hatfield, HC Wally Ake, DL Larry Beckman, OL Larry Brinson, RB Fred Goldsmith, DC/LB Jim Goodman, WR Roger Hinshaw, OLB David Lee, QB/FB Bob Trott, DB Ken Turner, TE/K</p>	<p>1980 Frank Broyles, AD Lou Holtz, HC Larry Beightol, Asst. HC/OL Jesse Branch, DB Don Breaux, OB Bob Cope, DB Harold Horton, DL John Konstantinos, WR John Mitchell, DE Ken Turner, TE/K</p>
<p>2014 Jeff Long, AD Bret Bielema, HC Jim Chaney, OC/OB Robb Smith, DC/Secondary Randy Shannon Sr., Assoc. HC/LB Sam Pittman, Assoc. HC/Rec./OL Clay Jennings, DB Barry Lunney Jr., TE Rory Segrest, DL/Specialists Michael Smith, WR Joel Thomas, RB</p>	<p>2008 Jeff Long, AD Bobby Petrino, HC Mike Summers, Asst. HC/OL Paul Petrino, OC/WR Willy Robinson, DC/S Bobby Allen, DT Kirk Botkin, DE/ST Tim Horton, RB/TE/Rec. Reggie Johnson, LB Garrick McGee, QB Lorenzo Ward, Secondary</p>	<p>2002 Frank Broyles, AD Houston Nutt, HC Dave Wommack, DC/CB/FS Bobby Allen, ILB/MLB David Lee, QB Mike Markuson, OL Danny Nutt, RB George Pugh, TE/Rec. Kacy Rodgers, DL James Shibest, WR/Specialists Chris Vaughn, OLB/SS</p>	<p>1997 Frank Broyles, AD Danny Ford, HC Miles Aldridge, DC/LB Kay Stephenson, OC/RB Louis Campbell, Asst. HC/DB Mike Bender, OG/C Joe Ferguson, QB Fitz Hill, WR Charley North, OT/TE Jim Washburn, DL Dennis Winston, OLB</p>	<p>1991 Frank Broyles, AD Jack Crowe, HC Louis Campbell, DB Scott Conley, TE J.B. Grimes, OL Bill Johnson, DL Joe Kines, DC/ILB Houston Nutt, WR Joe Pate, Asst. HC/OLB Ken Rucker, RB Charlie Weatherbie, QB</p>	<p>1985 Frank Broyles, AD Ken Hatfield, HC Wally Ake, DL Larry Beckman, OL Jesse Branch, WR Larry Brinson, RB Fred Goldsmith, DC/LB Roger Hinshaw, OLB David Lee, QB/FB Bob Trott, DB Ken Turner, TE/K</p>	<p>1979 Frank Broyles, AD Lou Holtz, HC Jesse Branch, WR Don Breaux, OB Bob Cope, DB Harold Horton, DL Monte Kiffin, DC/Asst. HC John Konstantinos, TE John Mitchell, DE Ken Turner, OL/K</p>
<p>2013 Jeff Long, AD Bret Bielema, HC Chris Ash, DC/Secondary Jim Chaney, OC/OB Sam Pittman, Assoc. HC/Rec./OL Charlie Partridge, Asst. HC/DL Taver Johnson, CB Barry Lunney Jr., TE Randy Shannon, LB Michael Smith, WR Joel Thomas, RB</p>	<p>2007 Frank Broyles, AD Houston Nutt, HC Reggie Herring, DC/LB David Lee, OC/OB Mike Markuson, OL/Run Game Coord. Alex Wood, WR/Pass Game Coord. Bobby Allen, CB Tim Horton, RB Tracy Rocker, DL James Shibest, TE/Specialists Chris Vaughn, S</p>	<p>1996 Frank Broyles, AD Danny Ford, HC Miles Aldridge, DC/LB Mike Bender, OL Louis Campbell, Asst. HC/DB Rockey Felker, QB Fitz Hill, WR David Mitchell, RB Charley North, OT/TE Joe Pate, LB Jim Washburn, DL</p>	<p>1990 Frank Broyles, AD Jack Crowe, HC Louis Campbell, DB Scott Conley, OLB J.B. Grimes, OL Bill Johnson, DL Houston Nutt, WR Joe Pate, DC/LB Jerry Pullen, TE Ken Rucker, RB Charlie Weatherbie, QB</p>	<p>1984 Frank Broyles, AD Ken Hatfield, HC Wally Ake, DL Larry Beckman, OL Jesse Branch, WR Larry Brinson, RB Fred Goldsmith, DC/LB Roger Hinshaw, OLB David Lee, QB/FB Bob Trott, DB Ken Turner, TE/K</p>	<p>1978 Frank Broyles, AD Lou Holtz, HC Larry Beightol, OC Jesse Branch, WR Don Breaux, OB Bob Cope, DB Harold Horton, DL Monte Kiffin, DC John Mitchell, DE Ken Turner, OL/K</p>	<p>1977 Frank Broyles, AD Lou Holtz, HC Larry Beightol, OC Jesse Branch, WR Don Breaux, OB Bob Cope, DB Harold Horton, DL Monte Kiffin, DC John Mitchell, DE Ken Turner, OL/K</p>

ALL-TIME COACHING STAFFS



1977

Frank Broyles, AD
Lou Holtz, HC
Larry Beightol, OC
Jesse Branch, WR
Don Breaux, OB
Bob Cope, DB
Harold Horton, DL
Monte Kiffin, DC
John Mitchell, DE
Ken Turner, TE/K

1976

Frank Broyles, AD/HC
Don Boyce, OL
Jesse Branch, OB
Frank Falks, DE
Bob Gatling, WR
Harold Horton, LB
Jim Johnson, DL
Bill Lewis, DB
Ken Turner, OL/K

1975

Frank Broyles, AD/HC
Don Boyce, OL
Jesse Branch, WR
Frank Falks, DE
Harold Horton, LB
Jim Johnson, DL
Pat Jones, DB
Bill Lewis, DB
Bo Rein, OC
Ken Turner, TE

1974

Frank Broyles, AD/HC
Frank Falks, DE
Harold Horton, LB
Jim Johnson, DL
Mervin Johnson, OL
Bill Lewis, DB
Gordon Norwood, OB
Ken Turner, OL
Richard Williamson, OB

1973

Frank Broyles, AD/HC
Frank Falks, DE
Harold Horton, LB
Jim Johnson, DL
Mervin Johnson, OL
Bill Lewis, DB
Don Trull, QB/WR
Ken Turner, OL
Richard Williamson, OB

1972

George Cole, AD
Frank Broyles, HC
Buddy Bennett, DB
Raymond Berry, WR
Lon Farrell, DE
Joe Gibbs, OL
Harold Horton, LB
Mervin Johnson, DL
Ken Turner, B Team
Richard Williamson, OB

1971

George Cole, AD
Frank Broyles, HC
Mervin Johnson, DL
Lon Farrell, DE
Harold Horton, LB
Buddy Bennett, DB
Don Breaux, OB
Raymond Berry, WR
Joe Gibbs, OL

1970

George Cole, AD
Frank Broyles, HC
Raymond Berry, WR
Don Breaux, OB
Charley Coffey, DL
Harold Horton, LB
Marvin Johnson, OL
Bill Kinard, DB

1969

John Barnhill, AD
Frank Broyles, HC
Don Breaux, OB
Charley Coffey, DL
Harold Horton, LB
Hootie Ingram, DB
Mervin Johnson, OL
Richard Williamson, WR
Bob Ford, Asst.

1968

John Barnhill, AD
Frank Broyles, HC
Don Breaux, OB
Charley Coffey, DL
Hootie Ingram, DB
Wilson Matthews, LB/DE
Mervin Johnson, OL
Harold Horton, LB
Richard Williamson, WR
Bob Ford, Asst.

1967

John Barnhill, AD
Frank Broyles, HC
Charley Coffey, DL
Hootie Ingram, DB
Mervin Johnson, OL
Johnny Majors, OB
Wilson Matthews, LB
Gordon Smith, OE
Bob Ford, Asst.

1966

John Barnhill, AD
Frank Broyles, HC
Charley Coffey, DL
Mervin Johnson, OL
Johnny Majors, DB
Wilson Matthews, LB
Bill Pace, OB
Gordon Smith, OE

1965

John Barnhill, AD
Frank Broyles, HC
Jim Mackenzie, Asst. HC/DC
Mervin Johnson, OL
Johnny Majors, DB
Wilson Matthews, LB
Bill Pace, OB
Barry Switzer, OE

1964

John Barnhill, AD
Frank Broyles, HC
Jim Mackenzie, Asst. HC/DC
Mervin Johnson, OL
Johnny Majors, DB
Wilson Matthews, LB
Bill Pace, OB
Barry Switzer, OE

1963

John Barnhill, AD
Frank Broyles, HC
Doug Dickey, OB
Jim Mackenzie, DL
Wilson Matthews, LB/DE
Steed White, OE/OL
Bill Pace, DB
Mervin Johnson, OL

1962

John Barnhill, AD
Frank Broyles, HC
Doug Dickey, OB
Mervin Johnson, OL
Bill Pace, DB
Jim Mackenzie, DL
Wilson Matthews, LB/DE
Steed White, OE/OL

1961

John Barnhill, AD
Frank Broyles, HC
Doug Dickey, DB
Hayden Fry, OB
Jim Mackenzie, OL
Hootie Ingram, DB
Dixie White, OL
Steed White, OE/OL

1960

John Barnhill, AD
Frank Broyles, HC
Doug Dickey, DB
Merrill Green, OB
Jim Mackenzie, DL
Wilson Matthews, LB/DE
Dixie White, OL
Steed White, OE

1959

John Barnhill, AD
Frank Broyles, HC
Doug Dickey, DB
Merrill Green, OB
Jim Mackenzie, DL
Wilson Matthews, LB/DE
Dixie White, OL
Steed White, OE

1958

John Barnhill, AD
Frank Broyles, HC
Doug Dickey, DB
Merrill Green, OB
Jim Mackenzie, DL
Wilson Matthews, LB/DE
Dixie White, OL
Steed White, OE

1957

John Barnhill, AD
Jack Mitchell, HC
George Barnhardt
Ab Bidwell
George Cole
Gene Corrotto
Bill Pace
Dixie White
Steed White

1956

John Barnhill, AD
Jack Mitchell, HC
George Barnhardt
Ab Bidwell
Bert Clark
George Cole
Gene Corrotto
Bobby Proctor
Tracy Scott
Dixie White

1955

John Barnhill, AD
Jack Mitchell, HC
George Barnhardt
Ab Bidwell
George Cole
Bobby Proctor
Tracy Scott
Dixie White

1954

John Barnhill, AD
Bowden Wyatt, HC
John Bailey
George Cafego
George Cole
Dick Hitt
LeRoy Pearce
Tracy Scott

1953

John Barnhill, AD
Bowden Wyatt, HC
John Bailey
George Cafego
George Cole
Dick Hitt
LeRoy Pearce
Tracy Scott

1952

John Barnhill, AD
Otis Douglas, HC
George Cole
Bill Ferrell
Charles Gray
Charles Hanks
Dick Humbert
Clyde Van Sickle

1951

John Barnhill, AD
Otis Douglas, HC

1950

John Barnhill, AD
Otis Douglas, HC

1949

John Barnhill, AD/HC
Bill Barnes
H.B. Brackett
George Cole
Charles Gray
Hobart Hooser
Charles McGibbony
Clyde Van Sickle

1948

John Barnhill, AD/HC

1947

John Barnhill, AD/HC

1946

John Barnhill, AD/HC

WAR-TIME AD

George Cole

* 1 game
named head coach after 1st

ALL-TIME COACHING STAFF ROSTER

Wally Ake, 1984-89
Miles Aldridge, 1996-97
Bobby Allen, 1998-2012
Kurt Anderson, 2016-17
Chris Ash, 2013
John Bailey, 1953-54
Bill Barnes, 1949
George Barnhardt, 1955-57
John Barnhill, 1946-49 (HC); 1946-69 (AD)
Larry Beckman, 1984-89
Larry Beightol, 1980-82
Mike Bender, 1995-97
Buddy Bennett, 1971-72
Raymond Berry, 1970-72
Ab Bidwell, 1955-57
Bret Bielema, 2013-17 (HC)
Kirk Botkin, 2008-09
Don Boyce, 1975-76
H.B. Brackett, 1949
Jesse Branch, 1975-85
Don Breaux, 1968-71, 1977-80
Larry Brinson, 1984-89
Frank Broyles, 1958-76 (HC); 1973-2007 (AD)
Dick Bumpas, 1989
Keith Burns, 1998-99
George Cafego, 1953-54
Steve Caldwell, 2010-12, 2018-
Louis Campbell, 1990-97, 2006
Jim Chaney, 2013-14
John Chavis, 2018-
Kris Cinkovich, 2010-12
Charley Coffey, 1966-70
George Cole, 1949, 1952-57; 1970-72 (AD)
Scott Conley, 1990-92
Ron Cooper, 2018-
Bob Cope, 1977-80
Pete Cordelli, 1983
Gene Corrotto, 1956-57
Joe Craddock IV, 2018-
Jack Crowe, 1989-92 (90-92 as HC)
Greg Davis, 1992-93
Doug Dickey, 1958-63
Otis Douglas, 1950-52 (HC)
Joe Lee Dunn, 1995
Clifton Ealy, 1998-99, 2003-05
Dan Enos, 2015-17
Frank Falks, 1973-76
Lon Farrell, 1971-72
Rockey Felker, 1993-96
Joe Ferguson, 1997-2000
Bill Ferrell, 1952
Danny Ford, 1993-97 (HC)
Dustin Fry, 2018-
Hayden Fry, 1961
Bob Gatling, 1976
Joe Gibbs, 1971-72
Fred Goldsmith, 1984-88
Jim Goodman, 1986-88
Sam Goodwin, 1981-82
Charles Gray, 1949, 1952
Merrill Green, 1958-60
J.B. Grimes, 1989-92
Harvey Hampton, 1983
Charles Hanks, 1952
Vernon Hargreaves, 2015-17
Ken Hatfield, 1984-89 (HC)
Paul Haynes, 2011*-12
Reggie Herring, 2005-07
Fitz Hill, 1992-2000
Roger Hinshaw, 1984-89
Dick Hitt, 1953-54
Lou Holtz, 1977-83 (HC)
Harold Horton, 1968-80
Tim Horton, 2007-12
Hobart Hooser, 1949
Dick Humbert, 1952
Mark Hutson, 1998-99
Hootie Ingram, 1967-69
Clay Jennings, 2014-15
Bill Johnson, 1990-91, 2000
Jimmy Johnson, 1973-76
Mervin Johnson, 1962-74
Reggie Johnson, 2008-11
Taver Johnson, 2012-13
Pat Jones, 1975
Bill Keopple, 1998-99
Monte Kiffin, 1977-79
Bill Kinard, 1970
Joe Kines, 1991-94
Buddy King, 1993-94
Chris Klenakis, 2010-12
John Konstantinos, 1979-80
David Lee, 1984-88, 2001-02, 07
Bill Lewis, 1973-76
Don Lindsey, 1981-83
Barry Lunney, Jr., 2013-
Jim Mackenzie, 1958-65
Johnny Majors, 1964-67
Gus Malzahn, 2006
Mike Markuson, 1998-2007
Wilson Matthews, 1958-67
Garrick McGee, 2008-11
Charles McGibbony, 1949
David Mitchell, 1994-96
Jack Mitchell, 1955-57 (HC)
John Mitchell, 1977-82
Reggie Mitchell, 2016-17
Chad Morris, 2018- (HC)
Charley North, 1995-97
Gordon Norwood, 1974
Danny Nutt, 1998-07
Houston Nutt, 1990-92; 1998-2007 (HC)
Rich Olson, 1981-83
Bill Pace, 1962-66
Charlie Partridge, 2013
Joe Pate, 1990-96
Kevin Peoples, 2011*-12
Bobby Petrino, 2008-11 (HC)
Paul Petrino, 2008-09; 2011*-12
LeRoy Pearce, 1953-54
Sam Pittman, 2013-15
Bobby Proctor, 1955-56
George Pugh, 2001-02
Jerry Pullen, 1990
Bo Rein, 1975
Paul Rhoads, 2016-17
Willy Robinson, 2008-11
Tracy Rucker, 2003-07
Kacy Rodgers, 2002
Ken Rucker, 1990-92
John Scott Jr., 2017-
Tracy Scott, 1953-56
Rory Segrest, 2014-16
Randy Shannon, 2013-14
Bob Shaw, 1982-83
James Shibest, 2000-07
Jemal Singleton, 2015
Gordon Smith, 1966-67
John L. Smith, 2008-11; 2012 (HC)
Mark Smith, 2018-
Michael Smith, 2013-17
Robb Smith, 2014-16
Scott Smith, 1993
Kay Stephenson, 1997
Justin Stepp, 2018-
Jim Strong, 1983
Mike Summers, 2008-09
Barry Switzer, 1964-65
Joel Thomas, 2013-14
John Thompson, 2000-01
Mike Tolleson, 1983
Jeff Traylor, 2018-
Bob Trull, 1984-89
Don Trull, 1973
Ken Turner, 1972-88
Fred von Appen, 1981
Larry Van Der Heyden, 1993-94
Clyde Van Sickle, 1949, 1952
Chris Vaughn, 2000-05, 2007
Chad Walker, 2017
Jim Washburn, 1994-97
Lorenzo Ward, 2008
Charlie Weatherbie, 1990-91
Dixie White, 1955-61
Steed White, 1957-63
Richard Williamson, 1972-74
Richard Wilson, 1989
Dennis Winston, 1997
Roy Wittke, 2003-05
Dave Wommack, 2001-04
Alex Wood, 2006-07
Bowden Wyatt, 1953-54 (HC)

**Joined staff prior to Cotton Bowl at end of 2011 season*

ALL-TIME OVERALL RECORDS



YEAR	ALL GAMES				CONFERENCE GAMES				FINISH	BOWL	HEAD COACH
	W	L	T	PCT.	W	L	T	PCT.			
1894	2	1	0	.667	-	-	-	-	-	-	John C. Futrall
1895	1	0	0	1.000	-	-	-	-	-	-	John C. Futrall
1896	2	1	0	.667	-	-	-	-	-	-	John C. Futrall
1897	2	0	1	.833	-	-	-	-	-	-	B.N. Wilson
1898	2	1	0	.667	-	-	-	-	-	-	B.N. Wilson
1899	3	1	1	.700	-	-	-	-	-	-	Colbert Searles
1900	2	1	1	.625	-	-	-	-	-	-	Colbert Searles
1901	3	5	0	.375	-	-	-	-	-	-	Charles Thomas
1902	6	3	0	.667	-	-	-	-	-	-	Charles Thomas
1903	3	4	0	.429	-	-	-	-	-	-	D.A. McDaniel
1904	4	3	0	.571	-	-	-	-	-	-	A.D. Brown
1905	2	6	0	.250	-	-	-	-	-	-	A.D. Brown
1906	2	4	2	.375	-	-	-	-	-	-	F.C. Longman
1907	3	4	1	.438	-	-	-	-	-	-	F.C. Longman
1908	5	4	0	.556	-	-	-	-	-	-	Hugo Bezdek
1909	7	0	0	1.000	-	-	-	-	-	-	Hugo Bezdek
1910	7	1	0	.875	-	-	-	-	-	-	Hugo Bezdek
1911	6	2	1	.722	-	-	-	-	-	-	Hugo Bezdek
1912	4	6	0	.400	-	-	-	-	-	-	Hugo Bezdek
1913	7	2	0	.778	-	-	-	-	-	-	E.T. Pickering
1914	4	5	-	.444	-	-	-	-	-	-	E.T. Pickering
SOUTHWEST CONFERENCE PLAY BEGINS											
1915	4	2	1	.643	1	1	0	.500	T2	-	T.T. McConnell
1916	4	4	0	.500	0	2	0	.000	T5	-	T.T. McConnell
1917	5	1	1	.786	0	1	1	.250	6	-	Norman Paine
1918	3	2	0	.600	0	1	0	.000	T6	-	Norman Paine
1919	3	4	0	.429	1	2	0	.333	5	-	J.B. Craig
1920	3	2	2	.571	2	0	1	.833	2	-	G.W. McLaren
1921	5	3	1	.611	2	1	0	.667	3	-	G.W. McLaren
1922	5	4	0	.556	1	3	0	.250	6	-	Francis Schmidt
1923	6	2	1	.722	2	2	0	.500	T4	-	Francis Schmidt
1924	7	2	1	.750	1	2	1	.375	7	-	Francis Schmidt
1925	4	4	1	.500	2	2	1	.500	T4	-	Francis Schmidt
1926	5	5	0	.500	2	2	0	.500	T3	-	Francis Schmidt
1927	8	1	0	.889	3	1	0	.750	3	-	Francis Schmidt
1928	7	2	0	.788	3	1	0	.750	2	-	Francis Schmidt
1929	7	2	0	.778	3	2	0	.600	3	-	Fred Thomsen
1930	3	6	0	.333	2	2	0	.500	5	-	Fred Thomsen
1931	3	5	1	.389	0	4	0	.000	7	-	Fred Thomsen
1932	1	6	2	.222	1	4	0	.200	7	-	Fred Thomsen
1933	7	3	1	.682	4	1	0	.800	1*	Dixie	Fred Thomsen
1934	4	4	2	.500	2	3	1	.417	5	-	Fred Thomsen
1935	4	5	1	.450	2	4	0	.333	5	-	Fred Thomsen
1936	7	3	0	.700	5	1	0	.833	1	-	Fred Thomsen
1937	6	2	2	.700	3	2	1	.583	3	-	Fred Thomsen
1938	2	7	1	.250	1	5	0	.167	T6	-	Fred Thomsen
1939	4	5	1	.450	2	3	1	.417	5	-	Fred Thomsen
1940	4	6	0	.400	1	5	0	.167	6	-	Fred Thomsen
1941	3	7	0	.300	0	6	0	.000	7	-	Fred Thomsen
1942	3	7	0	.200	0	6	0	.000	7	-	George Cole
1943	2	7	0	.200	1	4	0	.200	T5	-	John Tomlin
1944	5	5	1	.500	2	2	1	.500	3	-	Glen Rose
1945	3	7	0	.300	1	5	0	.167	7	-	Glen Rose
1946	6	3	1	.650	5	1	0	.833	T1	Cotton	John Barnhill
1947	6	4	1	.590	1	4	1	.250	T5	Dixie	John Barnhill
1948	5	5	0	.500	2	4	0	.333	5	-	John Barnhill
1949	5	5	0	.500	2	4	0	.333	6	-	John Barnhill
1950	2	8	0	.200	1	5	0	.167	7	-	Otis Douglas
1951	5	5	0	.500	2	4	0	.333	6	-	Otis Douglas
1952	2	8	0	.200	1	5	0	.167	7	-	Otis Douglas
1953	3	7	0	.300	2	4	0	.333	5	-	Bowden Wyatt
1954	8	3	0	.727	5	1	0	.833	1	Cotton	Bowden Wyatt
1955	5	4	1	.550	3	2	1	.583	4	-	Jack Mitchell
1956	6	4	0	.600	3	3	0	.500	4	-	Jack Mitchell
1957	6	4	0	.600	2	4	0	.333	T5	-	Jack Mitchell
1958	4	6	0	.400	2	4	0	.333	T5	-	Frank Broyles
1959	9	2	0	.818	5	1	0	.833	T1	Gator	Frank Broyles
1960	8	3	0	.727	6	1	0	.857	1	Cotton	Frank Broyles
1961	8	3	0	.727	6	1	0	.857	T1	Sugar	Frank Broyles
1962	9	2	0	.818	6	1	0	.857	2	Sugar	Frank Broyles
1963	5	5	0	.500	3	4	0	.429	4	-	Frank Broyles
1964	11	0	0	1.000	7	0	0	1.000	1	Cotton/National Champs	Frank Broyles
1965	10	1	0	.909	7	0	0	1.000	1	Cotton	Frank Broyles
1966	8	2	0	.800	5	2	0	.714	T2	-	Frank Broyles
1967	4	5	1	.450	3	3	1	.500	5	-	Frank Broyles
1968	10	1	0	.909	6	1	0	.857	T1	Sugar	Frank Broyles

COACHING SUPERLATIVES

Seasons

19	Frank Broyles.....	1958-76
13	Fred Thomsen.....	1929-41
10	Houston Nutt.....	1998-2007
7	Francis Schmidt.....	1922-28
7	Lou Holtz.....	1977-83
6	Ken Hatfield.....	1984-89
5	Hugo Bezdek.....	1908-12
5	Bret Bielema.....	2013-17
5	Danny Ford.....	1993-97

Wins

144	Frank Broyles.....	144-58-5 [708]
75	Houston Nutt.....	75-48-0 [610]
60	Lou Holtz.....	60-21-2 [735]
56	Fred Thomsen.....	56-61-10 [480]
55	Ken Hatfield.....	55-17-1 [760]
42	Francis Schmidt.....	42-20-3 [669]

Winning Percentage (Min. 4 seasons)

.760	Ken Hatfield.....	55-17-1, 6 seasons
.735	Lou Holtz.....	60-21-2, 7 seasons
.708	Frank Broyles.....	144-58-5, 19 seasons
.686	Hugo Bezdek.....	29-13-1, 5 seasons
.669	Francis Schmidt.....	42-20-3, 7 seasons
.667	Bobby Petrino.....	34-17-0, 4 seasons

Bowls

10	Frank Broyles.....	19 seasons
8	Houston Nutt.....	10 seasons
6	Lou Holtz.....	7 seasons
6	Ken Hatfield.....	6 seasons
3	Bret Bielema.....	5 seasons
3	Bobby Petrino.....	4 seasons
2	John Barnhill.....	4 seasons



In 19 seasons, **FRANK BROYLES** amassed a record of 144-58-5, seven SWC titles, 10 bowl bids, 20 All-Americans and 88 All-SWC selections.

ALL-TIME OVERALL RECORDS



YEAR	ALL GAMES				CONFERENCE GAMES				FINISH	BOWL	HEAD COACH
	W	L	T	PCT.	W	L	T	PCT.			
1969	9	2	0	.818	6	1	0	.857	2	Sugar	Frank Broyles
1970	9	2	0	.818	6	1	0	.857	2	--	Frank Broyles
1971	8	3	1	.708	5	1	1	.786	2	Liberty	Frank Broyles
1972	6	5	0	.546	3	4	0	.429	T4	--	Frank Broyles
1973	5	5	1	.500	3	3	1	.500	T4	--	Frank Broyles
1974	6	4	1	.591	3	3	1	.500	T4	--	Frank Broyles
1975	10	2	0	.833	6	1	0	.859	T1	Cotton	Frank Broyles
1976	5	5	1	.500	3	4	1	.438	6	--	Frank Broyles
1977	11	1	0	.917	7	1	0	.875	2	Orange	Lou Holtz
1978	9	2	1	.792	6	2	0	.750	T2	Fiesta	Lou Holtz
1979	10	2	0	.833	7	1	0	.875	T1	Sugar	Lou Holtz
1980	7	5	0	.583	3	5	0	.375	T6	Hall of Fame	Lou Holtz
1981	8	4	0	.667	5	3	0	.625	4	Gator	Lou Holtz
1982	9	2	1	.792	5	2	1	.688	3	Bluebonnet	Lou Holtz
1983	6	5	0	.546	4	4	0	.500	5	--	Lou Holtz
1984	7	4	1	.636	5	3	0	.625	T3	Liberty	Ken Hatfield
1985	10	2	0	.833	6	2	0	.750	T2	Holiday	Ken Hatfield
1986	9	3	0	.750	6	2	0	.750	T2	Orange	Ken Hatfield
1987	9	4	0	.692	5	2	0	.714	T2	Liberty	Ken Hatfield
1988	10	2	0	.833	7	0	0	1.000	1	Cotton	Ken Hatfield
1989	10	2	0	.833	7	1	0	.875	1	Cotton	Ken Hatfield
1990	3	8	0	.273	1	7	0	.125	7	--	Jack Crowe
1991	6	6	0	.600	5	3	0	.625	T2	Independence	Jack Crowe
SOUTHEASTERN CONFERENCE PLAY BEGINS											
1992	3	7	1	.318	3	4	1	.438	4 West	--	Jack Crowe/Joe Kines
1993	6	4	1	.591	4	3	1	.438	T2 West	--	Danny Ford
1994	4	7	0	.364	2	6	0	.250	T4 West	--	Danny Ford
1995	8	5	0	.615	6	2	0	.750	1 West	CarQuest	Danny Ford
1996	4	7	0	.363	2	6	0	.250	5 West	--	Danny Ford
1997	4	7	0	.363	2	6	0	.250	5 West	--	Danny Ford
1998	9	3	0	.750	6	2	0	.750	T1 West	Citrus	Houston Nutt
1999	8	4	0	.667	4	4	0	.500	T3 West	Cotton	Houston Nutt
2000	6	6	0	.500	3	5	0	.375	T5 West	Las Vegas	Houston Nutt
2001	7	5	0	.583	4	4	0	.500	T3 West	Cotton	Houston Nutt
2002	9	5	0	.643	5	3	0	.625	T1 West	Music City	Houston Nutt
2003	9	4	0	.692	4	4	0	.500	4 West	Independence	Houston Nutt
2004	5	6	0	.455	3	5	0	.375	T3 West	--	Houston Nutt
2005	4	7	0	.364	2	6	0	.250	4 West	--	Houston Nutt
2006	10	4	0	.714	7	1	0	.875	1 West	Capital One	Houston Nutt
2007	8	5	0	.615	4	4	0	.500	T3 West	Cotton	Houston Nutt/Reggie Herring
2008	5	7	0	.416	2	6	0	.250	T4 West	--	Bobby Petrino
2009	8	5	0	.615	3	5	0	.375	T4 West	Liberty	Bobby Petrino
2010	10	3	0	.769	6	2	0	.750	T2 West	Sugar	Bobby Petrino
2011	11	2	0	.846	6	2	0	.750	3 West	Cotton	Bobby Petrino
2012	4	8	0	.333	2	6	0	.250	6 West	--	John L. Smith
2013	3	9	0	.250	0	8	0	.000	7 West	--	Bret Bielema
2014	7	6	0	.538	2	6	0	.250	7 West	Texas	Bret Bielema
2015	8	5	0	.615	5	3	0	.625	T3 West	Liberty	Bret Bielema
2016	7	6	0	.538	3	5	0	.375	T5 West	Belk	Bret Bielema
2017	4	8	0	.333	1	7	0	.125	7 West	--	Bret Bielema



KEN HATFIELD posted an Arkansas-record .760 winning percentage and averaged more than nine wins per year from 1984-89. He led the Razorbacks to a bowl game all six seasons.

ARKANSAS ALL-TIME COACHING RECORDS

COACH	TENURE (SEASONS)	CONFERENCE W-L-T (PCT.)	OVERALL W-L-T (PCT.)	BOWLS	COACH	TENURE (SEASONS)	CONFERENCE W-L-T (PCT.)	OVERALL W-L-T (PCT.)	BOWLS
John C. Futrall	1894-96 (3)	-	5-2-0 (.714)	-	John Barnhill	1946-49 (4)	10-13-1 (.438)	22-17-3 (.560)	2
B.N. Wilson	1897-98 (2)	-	4-1-1 (.750)	-	Otis Douglas	1950-52 (3)	4-14-0 (.222)	9-21-0 (.300)	-
Colbert Searles	1899-1900 (2)	-	5-2-2 (.667)	-	Bowden Wyatt	1953-54 (2)	7-5-0 (.583)	11-10-0 (.524)	1
Charles Thomas	1901-02 (2)	-	9-8-0 (.529)	-	Jack Mitchell	1955-57 (3)	8-9-1 (.472)	17-12-1 (.583)	-
D.A. McDaniel	1903 (1)	-	3-4-0 (.429)	-	Frank Broyles	1958-76 (19)	91-36-5 (.708)	144-58-5 (.708)	10
A.D. Brown	1904-05 (2)	-	6-9-0 (.400)	-	Lou Holtz	1977-83 (7)	37-18-1 (.670)	60-21-2 (.735)	6
F.C. Longman	1906-07 (2)	-	5-8-3 (.406)	-	Ken Hatfield	1984-89 (6)	36-10-0 (.783)	55-17-1 (.760)	6
Hugo Bezdek	1908-12 (5)	-	v 29-13-1 (.686)	-	Jack Crowe^	1990-91 (2+)	6-10-0 (.375)	9-15-0 (.375)	1
E.T. Pickering	1913-14 (2)	-	11-7-0 (.611)	-	Joe Kines#	1992 (1)	3-4-1 (.438)	3-6-1 (.350)	-
T.T. McConnell	1915-16 (2)	1-3-0 (.250)	8-6-1 (.567)	-	Danny Ford	1993-97 (5)	16-23-1 (.413)	26-30-1 (.465)	1
Norman Paine	1917-18 (2)	0-2-1 (.167)	8-3-1 (.708)	-	Houston Nutt	1998-2007 (10)	42-38-0 (.525)	75-48-0 (.610)	8
J.B. Craig	1919 (1)	1-2-0 (.333)	3-4-0 (.429)	-	Reggie Herring*	2007	-	0-1-0 (.000)	-
G.W. McLaren	1920-21 (2)	4-1-1 (.750)	8-5-3 (.594)	-	Bobby Petrino	2008-11 (4)	17-15-0 (.531)	34-17-0 (.667)	3
Francis Schmidt	1922-28 (7)	14-13-2 (.517)	42-20-3 (.669)	-	John L. Smith	2012 (1)	2-6-0 (.250)	4-8-0 (.333)	-
Fred Thomsen	1929-41 (13)	26-42-3 (.387)	56-61-0 (.480)	1	Bret Bielema	2013-17 (5)	11-29 (.275)	29-34 (.460)	3
George Cole	1942 (1)	0-6-0 (.000)	3-7-0 (.300)	-	TOTALS	1894-2017 (124)	340-310-18 (.522)	713-494-40 (.588)	42
John Tomlin	1943 (1)	1-4-0 (.200)	2-7-0 (.222)	-	^ Including first game of 1992 season; # Interim head coach after first game of the season;				
Glen Rose	1944-45 (2)	3-7-1 (.318)	8-12-1 (.405)	-	* Reggie Herring served as interim head coach during the 2008 Cotton Bowl				

SEASON-BY-SEASON RESULTS



NOTES: Home games in ALL CAPS. Rankings at time of game, beginning in 1936, are from The Associated Press. College Football Playoff Rankings during the second half of the regular season for the 2014, 2015 and 2016 seasons.



JOHN C. FUTRALL

3 seasons | 1894-96
5-2

John C. Futrall served as both manager and head coach of the Arkansas football program during its first three years of existence. For the next 16 years, Futrall served as the team's manager, chairman of the school's athletic committee, or both.

1894 • (2-1)

Captain: Wright Lindsey

DATE	OPPONENT	UA/OPP RK	TV	W	L	T	UA	OPP
Oct. 13	FORT SMITH (ARK.) HS			W			42	0
Oct. 27	FORT SMITH (ARK.) HS			W			38	0
Nov. 22	at Texas			L			0	54

1895 • (1-0)

Captain: Herbert Fishback

DATE	OPPONENT	UA/OPP RK	TV	W	L	T	UA	OPP
Oct. 12	FORT SMITH (ARK.) HS			W			30	0

1896 • (2-1)

Captain: Herbert Fishback

DATE	OPPONENT	UA/OPP RK	TV	W	L	T	UA	OPP
Oct. 3	FORT SMITH (ARK.) HS			W			10	0
Oct. 10	at Fort Smith (Ark.) HS			W			6	2
Oct. 24	at Drury			L			0	34



B.N. WILSON

2 seasons | 1897-98
4-1-1

The second head coach in the history of Arkansas football, B.N. Wilson guided his teams to two wins in three games in each of his two seasons at the helm.

1897 • (2-0-1)

Captain: Herbert Fishback

DATE	OPPONENT	UA/OPP RK	TV	W	L	T	UA	OPP
Nov. 6	FORT SMITH (ARK.) HS			W			12	0
Nov. 20	at Drury					T	6	6
Nov. 25	at Ouachita Baptist			W			24	0

1898 • (2-1)

Captain: Edward Martin

DATE	OPPONENT	UA/OPP RK	TV	W	L	T	UA	OPP
Oct. 22	DRURY			W			17	0
Nov. 5	at Drury			W			12	6
Nov. 19	at Fort Scott (Kan.) HS			L			8	36



COLBERT SEARLES

2 seasons | 1899-1900
5-2-2

Colbert Searles directed the Arkansas football program to a 5-2-2 record over a two-year span that included just six different opponents.

1899 • (3-1-1)

Captain: Chester Sloan

DATE	OPPONENT	UA/OPP RK	TV	W	L	T	UA	OPP
Oct. 14	DRURY			W			10	0
Oct. 28	TULSA			W			11	0
Nov. 3	at Tulsa					T	0	0
Nov. 4	at Oklahoma#				L		5	11
Nov. 18	JOPLIN (MO.) HS			W			11	10

Shawnee, Okla.

1900 • (2-1-1)

Captain: Ashton Vincenheller

DATE	OPPONENT	UA/OPP RK	TV	W	L	T	UA	OPP
Oct. 27	WEBB CITY (MO.) HS			W			15	0
Nov. 3	at Joplin (Mo.) HS					T	6	6
Nov. 10	PIERCE CITY (MO.)			W			10	0
Nov. 24	at Drury			L			5	17



CHARLES THOMAS

2 seasons | 1901-02
9-8

Though the schedules still included several high school foes, Charles Thomas' two seasons at the helm of the UA football program were marked by the beginning of the LSU series in 1901 and a 6-3 record in 1902 - his second and final season.

1901 • (3-5)

Captain: Fred Brown

DATE	OPPONENT	UA/OPP RK	TV	W	L	T	UA	OPP
Oct. 12	PIERCE CITY (MO.)				L		0	5
Oct. 19	DRURY			W			22	0
Oct. 26	FORT SCOTT (KAN.) HS				L		6	17
Nov. 2	at Little Rock (Ark.) HS				L		0	5
Nov. 9	TULSA			W			48	0
Nov. 16	KANSAS CITY MEDICS				L		6	10
Nov. 22	at LSU				L		0	15
Nov. 23	at Louisiana Tech			W			16	0

1902 • (6-3)

Captain: Lemuel Bryan

DATE	OPPONENT	UA/OPP RK	TV	W	L	T	UA	OPP
Oct. 4	at Neosho (Mo.) HS			W			6	0
Oct. 11	at Kingfisher (Okla.)			W			15	6
Oct. 13	at Oklahoma				L		0	28
Oct. 22	at Tulsa			W			33	0
Nov. 1	TAHLEQUAH SEMINARY			W			50	0
Nov. 8	at State College of Mo.				L		5	15
Nov. 10	at Pierce City (Mo.)				L		2	24
Nov. 17	FORT SCOTT (KAN.) HS			W			16	0
Nov. 27	MISSOURI-ROLLA			W			11	0



D.A. McDANIEL

1 season | 1903
3-4

While Arkansas managed just three wins in its only season under D.A. McDaniel, one of those victories was its first over Oklahoma - a 12-0 win over the Sooners in Fayetteville in the season finale.

1903 • (3-4)

Captain: Henry Ragland

DATE	OPPONENT	UA/OPP RK	TV	W	L	T	UA	OPP
Oct. 10	ST. COLLEGE OF MO.				L		5	10
Oct. 16	at Missouri-Rolla				L		6	17
Oct. 17	at Drury			W			10	6
Oct. 30	at Texas				L		0	15
Oct. 31	at Texas AGM				L		0	6
Nov. 7	FORT SMITH (ARK.) HS			W			17	9
Nov. 21	OKLAHOMA			W			12	0



A.D. BROWN

2 seasons | 1904-05
6-9

After a 4-3 record in its initial campaign under A.D. Brown, Arkansas managed just two wins in the second and final season of his tenure.

1904 • (4-3)

Captain: Jess Moore

DATE	OPPONENT	UA/OPP RK	TV	W	L	T	UA	OPP
Oct. 15	DRURY				L		0	12
Oct. 22	FORT SCOTT (KAN.) HS			W			22	0
Nov. 4	at Dallas Medics				L		0	5
Nov. 5	at Baylor				L		6	17
Nov. 12	WICHITA STATE			W			12	6
Nov. 19	at Fort Smith (Ark.) HS			W			11	5
Nov. 26	MISSOURI-ROLLA			W			11	10

1905 • (2-6)

Captain: William Jett

DATE	OPPONENT	UA/OPP RK	TV	W	L	T	UA	OPP
Oct. 7	KANSAS				L		0	6
Oct. 14	at Washington (Mo.)				L		0	6
Oct. 16	at Drury				L		0	12
Oct. 26	CHILCOCK (KAN.)			W			6	0
Oct. 31	TEXAS				L		0	4
Nov. 12	TRANSYLVANIA				L		0	6
Nov. 17	at Missouri-Rolla				L		0	16
Nov. 30	KANSAS CITY MEDICS			W			26	0



F.C. LONGMAN

2 seasons | 1906-07
5-8-3

F.C. Longman was the final faculty member to serve as the football program's volunteer coach. Though the Cardinals suffered five shutouts during his tenure, they also earned a shutout win at Tulane and began Arkansas' series with Tennessee during the 1907 season.

1906 • (2-4-2)

Captain: John S. Wood

DATE	OPPONENT	UA/OPP RK	TV	W	L	T	UA	OPP
Sept. 29	CHILCOCK (KAN.)				L		0	6
Oct. 8	DRURY					T	0	0
Oct. 13	at Kansas				L		5	37
Oct. 30	TEXAS				L		0	11
Nov. 6	SE MISSOURI ST.*			W			12	0
Nov. 10	at Missouri				L		0	11
Nov. 24	at Tulane			W			22	0
Nov. 30	at LSU					T	6	6

* Little Rock, Ark.

1907 • (3-4-1)

Captain: Clinton Milford

DATE	OPPONENT	UA/OPP RK	TV	W	L	T	UA	OPP
Oct. 5	HASKELL INDIAN NATIONS					T	0	0
Oct. 12	DRURY			W			23	0
Oct. 19	at Drury			W			17	6
Oct. 26	at Saint Louis				L		6	42
Nov. 2	TEXAS				L		6	26
Nov. 9	LSU+				L		12	17
Nov. 16	vs. Tennessee#				L		2	14
Nov. 23	MISSOURI-ROLLA			W			7	5

+ Little Rock, Ark.
Memphis, Tenn.

SEASON-BY-SEASON RESULTS



HUGO BEZDEK

5 seasons | 1908-12
29-13-1

The first full-time, paid coach in Arkansas football history, Hugo Bezdek guided the Cardinals to a 5-4 campaign in his first season. In 1909 he led UA to what is widely regarded as the program's breakthrough season – a 7-0-0 campaign during which Arkansas outscored its foes 186-18. Upon the team's return from a win over LSU in Memphis, Tenn., that season, Bezdek told students his team had played "like a wild band of razorback hogs." The students liked the nickname and officially adopted it prior to the 1910 season.

1908 • (5-4)

Captain: Willis Nelson

DATE	OPPONENT	UA/OPP RK	TV	W	L	T	UA	OPP
Oct. 3	HASKELL INDIAN NATIONS			W			6	0
Oct. 10	OLE MISS			W			33	0
Oct. 17	at Saint Louis				L		0	24
Oct. 24	HENDERSON (ARK.) ST.			W			51	0
Oct. 31	at Oklahoma				L		5	27
Nov. 7	at Texas				L		0	21
Nov. 14	PITTSBURG (KAN.) ST.			W			42	12
Nov. 21	OUACHITA BAPTIST			W			73	0
Nov. 26	LSU*				L		4	36

* Little Rock, Ark.

1909 • (7-0)

Captain: Stanley Phillip

DATE	OPPONENT	UA/OPP RK	TV	W	L	T	UA	OPP
Oct. 2	HENDERSON (ARK.) ST.			W			24	0
Oct. 16	at Drury			W			12	6
Oct. 23	(3) FAIRMOUNT			W			22	6
Oct. 30	OKLAHOMA			W			21	6
Nov. 13	vs. LSU#			W			16	0
Nov. 15	at Ouachita Baptist			W			55	0
Nov. 25	WASHINGTON (MO.)*			W			34	0

* Little Rock, Ark.

Memphis, Tenn.

1910 • (7-1)

Captain: Steve Creekmore

DATE	OPPONENT	UA/OPP RK	TV	W	L	T	UA	OPP
Oct. 1	DRURY			W			33	0
Oct. 9	HENDERSON (ARK.) ST.			W			63	0
Oct. 15	KANSAS STATE				L		0	5
Oct. 22	SOUTHWESTERN (TEX.)			W			13	12
Oct. 29	TEXAS A&M			W			5	0
Nov. 5	at Washington (Mo.)			W			50	0
Nov. 15	MISSOURI-ROLLA			W			6	2
Nov. 24	LSU*			W			51	0

* Little Rock, Ark.

1911 • (6-2-1)

Captain: Dan Estes

DATE	OPPONENT	UA/OPP RK	TV	W	L	T	UA	OPP
Sept. 30	MISSOURI STATE			W			100	0
Oct. 7	DRURY			W			65	5
Oct. 14	HENDRIX			W			45	0
Oct. 21	at Texas				L		0	12
Oct. 28	at Southwestern (Texas)					T	0	0
Nov. 4	vs. Missouri-Rolla*			W			44	3
Nov. 11	at Kansas State#				L		0	3
Nov. 18	at Washington (Mo.)			W			3	0
Nov. 23	LSU*			W			11	0

* Little Rock, Ark.

Kansas City, Mo.

^ Joplin, Mo.

1912 • (4-6)

Captain: Percy Hinton

DATE	OPPONENT	UA/OPP RK	TV	W	L	T	UA	OPP
Sept. 28	HENDERSON (ARK.) ST.			W			39	6
Oct. 5	HENDRIX			W			52	0
Oct. 12	OKLAHOMA STATE				L		7	13
Oct. 18	vs. Texas A&M#				L		0	27
Oct. 19	at Baylor				L		0	7
Oct. 26	SOUTHWESTERN (TEX.)			W			25	0
Nov. 2	at Wisconsin				L		7	64
Nov. 9	LSU*				L		6	7
Nov. 16	at Washington (Mo.)			W			13	7
Nov. 21	at Texas				L		0	48

* Little Rock, Ark.

Dallas, Texas

E.T. PICKERING

2 seasons | 1913-14
11-7

After beginning his tenure 5-0 en route to a 7-2-0 debut season, E.T. Pickering's second and final season at the helm of the UA program is best known for a contest against Ole Miss that is still disputed more than a century later. Arkansas claims a 1-0 forfeit victory due to the Rebels' use of an ineligible player; Ole Miss denies the allegation and claims a 13-7 win on the field. The dispute led to the suspension of the series until 1924.

1913 • (7-2)

Captain: Russell May

DATE	OPPONENT	UA/OPP RK	TV	W	L	T	UA	OPP
Oct. 3	HENDERSON (ARK.) ST.			W			3	0
Oct. 11	HENDRIX			W			26	0
Oct. 18	OKLAHOMA STATE			W			3	0
Oct. 25	BAYLOR			W			34	0
Nov. 1	AUSTIN*			W			26	7
Nov. 8	vs. LSU#				L		7	12
Nov. 15	OLE MISS*				L		10	21
Nov. 17	at Ouachita Baptist			W			14	3
Nov. 27	at Tulane			W			14	0

* Little Rock, Ark.

Shreveport, La.

^ Fort Smith, Ark.

1914 • (4-5)

Captain: James Rudd

DATE	OPPONENT	UA/OPP RK	TV	W	L	T	UA	OPP
Oct. 3	HENDRIX			W			13	7
Oct. 10	OUACHITA BAPTIST				L		9	15
Oct. 17	SAINT LOUIS			W			26	0
Oct. 24	MISSOURI-ROLLA				L		0	44
Oct. 31	OKLAHOMA STATE				L		0	46
Nov. 7	vs. LSU#			W			20	12
Nov. 14	OLE MISS*			W			1	0
Nov. 21	at Oklahoma^				L		7	35
Nov. 28	at Drury				L		7	28

* Little Rock, Ark.

Shreveport, La.

^ Oklahoma City, Okla.

~ Arkansas victory by forfeit



T.T. McCONNELL

2 seasons | 1915-16
8-6-1

The beginning of T.T. McConnell's tenure as head coach at Arkansas coincided with the inaugural season of Southwest Conference football. After a 4-2-1 debut in 1915 and four consecutive wins to open the 1916 season, McConnell's tenure culminated with consecutive losses to LSU, Texas, Oklahoma and Mississippi State.

ARKANSAS BEGINS SOUTHWEST CONFERENCE PLAY

1915 • (4-2-1, 1-1 SWC - T-3rd)

Captain: James Rudd

DATE	OPPONENT	UA/OPP RK	TV	W	L	T	UA	OPP
Oct. 2	HENDRIX			W			41	0
Oct. 9	OUACHITA BAPTIST			W			13	9
Oct. 16	OKLAHOMA STATE**			W			14	9
Oct. 30	at Saint Louis				T		0	0
Nov. 6	vs. LSU#				L		7	13
Nov. 14	OKLAHOMA*				L		0	24
Nov. 20	MISSOURI-ROLLA			W			46	0

* Southwest Conference game

Shreveport, La.

^ Fort Smith, Ark.

1916 • (4-4, 0-2 SWC - T-5th)

Captain: Chris Reichardt

DATE	OPPONENT	UA/OPP RK	TV	W	L	T	UA	OPP
Sept. 30	PITTSBURG (KAN.) ST.			W			34	20
Oct. 7	HENDRIX			W			58	0
Oct. 14	EASTERN OKLAHOMA STATE			W			82	0
Oct. 21	MISSOURI-ROLLA			W			60	0
Nov. 4	vs. LSU#				L		7	17
Nov. 18	at Texas*				L		0	52
Nov. 23	OKLAHOMA**				L		13	14
Nov. 25	vs. Mississippi State&				L		7	20

* Southwest Conference game

Shreveport, La.

^ Fort Smith, Ark.

& Memphis, Tenn.



NORMAN PAINE

2 seasons | 1917-18
8-3-1

Only a loss at Texas in the season finale prevented Norman Paine from an undefeated record in his first season, which began with five consecutive wins. His 1917 win over LSU was Arkansas' only victory against the Tigers in six games from 1915 to 1921. After playing the Sooners to a scoreless tie in 1917, Paine's 1918 team suffered the worst defeat in school history – a 103-0 loss at Oklahoma.

1917 • (5-1-1, 0-1 SWC - 6th)

Captain: Gene Davidson

DATE	OPPONENT	UA/OPP RK	TV	W	L	T	UA	OPP
Oct. 6	CENTRAL MISSOURI ST.			W			34	0
Oct. 13	HENDRIX			W			19	0
Oct. 20	MISSOURI-ROLLA			W			32	0
Oct. 27	TULSA			W			19	7
Nov. 3	vs. LSU#			W			14	0
Nov. 10	OKLAHOMA**				T		0	0
Nov. 17	at Texas*				L		0	20

* Southwest Conference game

Shreveport, La.

^ Fort Smith, Ark.

1918 • (3-2, 0-1 SWC - T-6th)

Captain: Paul Gold

DATE	OPPONENT	UA/OPP RK	TV	W	L	T	UA	OPP
Sept. 28	CAMP PIKE				L		0	6
Oct. 5	MISSOURI-ROLLA			W			6	0
Oct. 19	at Oklahoma*				L		0	103
Oct. 26	TULSA			W			23	6
Nov. 2	at Missouri State			W			12	6

* Southwest Conference game



J.B. CRAIG

1 season | 1919
3-4

Although J.B. Craig's only season included a lopsided 63-7 loss to Tulsa (then known as Henry Kendall), it concluded with a 7-6 win over Oklahoma in the Razorbacks' most recent home meeting with the Sooners. The win avenged the 103-0 loss in Norman, Okla., the year before.

1919 • (3-4, 1-2 SWC - 5th)

Captain: James Coleman

DATE	OPPONENT	UA/OPP RK	TV	W	L	T	UA	OPP
Oct. 11	HENDRIX			W			7	0
Oct. 18	MISSOURI-ROLLA			W			20	0
Oct. 25	vs. LSU#				L		0	20
Nov. 1	TULSA				L		7	63
Nov. 8	at Texas*				L		7	35
Nov. 15	OKLAHOMA*			W			7	6
Nov. 22	at Rice*				L		7	40

* Southwest Conference game

Shreveport, La.

SEASON-BY-SEASON RESULTS



G.W. McLAREN

2 seasons | 1920-21
8-5-3

G.W. McLaren's Razorback teams yielded just 19 points in the six Southwest Conference games during his two-year tenure. His inaugural Arkansas team in 1920 shut out SWC foes SMU, Phillips and Rice en route to a 2-0-1 league mark. Because the SWC did not count ties toward winning percentage until 1925, the 1920 team is credited with a 1.000 league winning percentage but was not credited with a share of the league title won by Texas with a 5-0 conference mark.

1920 • (3-2-2, 2-0-1 SWC - T-1st)

Captain: J. Tate McGill

DATE	OPPONENT	UA/OPP RK	TV	W	L	T	UA	OPP
Oct. 9	HENDRIX					T	0	0
Oct. 16	TCU					L	2	19
Oct. 23	at SMU*			W			6	0
Oct. 30	MISSOURI-ROLLA			W			14	0
Nov. 6	vs. LSU#			L			0	3
Nov. 13	at Phillips*			W			20	0
Nov. 20	at Rice*					T	0	0

* Southwest Conference game
Shreveport, La.

1921 • (5-3-1, 2-1 SWC - 3rd)

Captain: Ben Winkleman

DATE	OPPONENT	UA/OPP RK	TV	W	L	T	UA	OPP
Oct. 1	HENDRIX			W			28	0
Oct. 8	DRURY			W			40	0
Oct. 15	vs. Ouachita Baptist+			W			28	0
Oct. 22	at Oklahoma State*			L			0	7
Oct. 29	SMU**			W			14	0
Nov. 5	vs. LSU#			L			7	10
Nov. 12	PHILLIPS					T	0	0
Nov. 19	BAYLOR*			W			13	12
Nov. 24	at TCU			L			14	19

* Southwest Conference game
+ Little Rock, Ark.
Shreveport, La.
^ Fort Smith, Ark.



FRANCIS SCHMIDT

7 seasons | 1922-28
42-20-3

Led by George Cole, Glen Rose and Wear Schoonover, Francis Schmidt's 1927 Razorback team won a then-school-record eight games. After guiding the Hogs to a 7-2 campaign in 1928, Schmidt left UA to take over the TCU program.

1922 • (5-4, 1-3 SWC - 6th)

Captain: Clarence Smith

DATE	OPPONENT	UA/OPP RK	TV	W	L	T	UA	OPP
Sept. 30	HENDRIX			W			39	0
Oct. 7	DRURY			W			22	0
Oct. 14	vs. Ouachita Baptist+			L			7	13
Oct. 21	at Baylor*			L			13	60
Oct. 28	vs. LSU#			W			40	6
Nov. 4	TULSA-			W			1	0
Nov. 11	at Rice*			L			7	31
Nov. 18	SMU (HC)*			W			9	0
Nov. 30	OKLAHOMA STATE**			L			0	13

* Southwest Conference game
+ Little Rock, Ark.
Shreveport, La.
^ Fort Smith, Ark.
- Arkansas victory by forfeit

1923 • (6-2-1, 2-2 SWC - T-4th)

Captain: Sam Coleman

DATE	OPPONENT	UA/OPP RK	TV	W	L	T	UA	OPP
Sept. 29	CENTRAL ARKANSAS			W			32	0
Oct. 6	DRURY			W			26	0
Oct. 13	RICE*			W			23	0
Oct. 20	BAYLOR*			L			0	14
Oct. 27	vs. LSU#			W			26	13
Nov. 3	OUACHITA BAPTIST (HC)					T	0	0
Nov. 10	at SMU*			L			6	13
Nov. 24	vs. Phillips&			W			32	0
Dec. 1	OKLAHOMA STATE**			W			13	0

* Southwest Conference game
Shreveport, La.
& Muskogee, Okla.
^ Fort Smith, Ark.

1924 • (7-2-1, 1-2-1 SWC - 7th)

Captain: Yandell Rogers

DATE	OPPONENT	UA/OPP RK	TV	W	L	T	UA	OPP
Sept. 27	NORTHEASTERN STATE			W			54	6
Oct. 4	MISSOURI STATE			W			47	0
Oct. 11	HENDRIX			W			34	3
Oct. 18	at Baylor*			L			0	13
Oct. 25	OLE MISS+			W			20	0
Nov. 1	vs. LSU#			W			10	7
Nov. 8	SMU (HC)*					T	14	14
Nov. 15	PHILLIPS*			W			28	6
Nov. 21	at Oklahoma State*			L			0	20
Nov. 27	TCU*			W			20	0

* Southwest Conference game
+ Little Rock, Ark.
Shreveport, La.
^ Fort Smith, Ark.

1925 • (4-4-1, 2-2-1 SWC-14th)

Captain: Brad Scott

DATE	OPPONENT	UA/OPP RK	TV	W	L	T	UA	OPP
Oct. 3	at Iowa			L			0	26
Oct. 10	OKLAHOMA BAPTIST			L			0	6
Oct. 17	at Rice*			L			9	13
Oct. 24	PHILLIPS			W			45	0
Oct. 31	vs. LSU#			W			12	0
Nov. 7	at SMU*					T	0	0
Nov. 14	at TCU*			L			0	3
Nov. 21	OKLAHOMA STATE (HC)*			W			9	7
Nov. 26	at Tulsa			W			20	7

* Southwest Conference game
Shreveport, La.
NOTE: The LSU and Oklahoma State games were officially recognized as conference games

1926 • (5-5, 2-2 SWC - T-3rd)

Captain: Herman Boozman

DATE	OPPONENT	UA/OPP RK	TV	W	L	T	UA	OPP
Sept. 26	CENTRAL ARKANSAS			W			60	0
Oct. 2	OLE MISS*			W			21	6
Oct. 9	at Oklahoma			L			6	13
Oct. 16	vs. Hendrix+			W			14	7
Oct. 23	CENTENARY*			W			33	6
Oct. 30	at Kansas State			L			7	16
Nov. 6	vs. LSU#			L			0	14
Nov. 12	TCU (HC)*			L			7	10
Nov. 19	at Oklahoma State			W			24	2
Nov. 25	at Tulsa			L			7	14

* Southwest Conference game
+ Little Rock, Ark.
Shreveport, La.
NOTE: The Ole Miss, Centenary and LSU games were officially recognized as conference games

1927 • (8-1, 3-1 SWC - 3rd)

Captain: Euseil Coleman

DATE	OPPONENT	UA/OPP RK	TV	W	L	T	UA	OPP
Oct. 1	COLLEGE OF THE OZARKS			W			32	0
Oct. 8	BAYLOR*			W			13	6
Oct. 15	at Texas A&M*			L			6	40
Oct. 22	MISSOURI-ROLLA			W			34	0
Oct. 29	LSU#			W			28	0
Nov. 5	at TCU*			W			10	3
Nov. 12	OKLAHOMA STATE (HC)			W			33	20
Nov. 19	AUSTIN			W			42	0
Nov. 26	vs. Hendrix+			W			20	7

* Southwest Conference game
+ Little Rock, Ark.
Shreveport, La.
NOTE: The LSU game was officially recognized as a conference game

1928 • (7-2, 3-1 SWC - 2nd)

Captain: Alva Winters

DATE	OPPONENT	UA/OPP RK	TV	W	L	T	UA	OPP
Sept. 29	at Ole Miss					L	0	25
Oct. 6	COLLEGE OF THE OZARKS			W			21	0
Oct. 13	vs. Baylor**			W			14	0
Oct. 27	at Texas*			L			7	20
Oct. 29	TEXAS A&M (HC)*			W			27	12
Nov. 3	vs. LSU#			W			7	0
Nov. 17	MISSOURI-ROLLA			W			45	6
Nov. 24	OKLAHOMA BAPTIST			W			57	0
Nov. 29	RHODES COLLEGE			W			73	0

* Southwest Conference game
Shreveport, La.
^ Texarkana, Ark.
NOTE: The LSU game was officially recognized as a conference game



FRED THOMSEN

13 seasons | 1929-41
56-61-10

Still the second-longest tenured head coach in Arkansas football history, Fred Thomsen was an offensive innovator who made the passing game an integral part of the UA attack. He led the Hogs to what would have been their first Southwest Conference title in 1933 only to vacate the championship for using an ineligible player. All-SWC performances by Jack Robbins and Jim Benton helped the Hogs to the SWC crown in 1936 and a tie for 18th in the final Associated Press poll in its first year of existence.

1929 • (7-2, 3-2 SWC - 3rd)

Captain: Clarence Gels

DATE	OPPONENT	UA/OPP RK	TV	W	L	T	UA	OPP
Sept. 28	COLLEGE OF THE OZARKS			W			37	0
Oct. 5	HENDERSON (ARK.) ST.			W			30	7
Oct. 12	TEXAS*			L			0	27
Oct. 19	at Baylor*			L			20	31
Oct. 26	at Texas A&M*			W			14	13
Nov. 2	LSU#			W			32	0
Nov. 9	EAST CENTRAL OKLAHOMA			W			52	7
Nov. 16	CENTENARY (HC)			W			13	2
Nov. 28	at Oklahoma State*			W			32	6

* Southwest Conference game
Shreveport, La.
NOTE: The LSU and Oklahoma State games were officially recognized as conference games

1930 • (3-6, 2-2 SWC - T-4th)

Captain: Milan Creighton

DATE	OPPONENT	UA/OPP RK	TV	W	L	T	UA	OPP
Sept. 27	COLLEGE OF THE OZARKS			W			27	0
Oct. 4	at Tulsa			L			6	26
Oct. 11	at TCU*			L			0	40
Oct. 18	RICE (HC)*			W			7	6
Oct. 25	TEXAS A&M*			W			13	0
Nov. 1	vs. LSU#			L			12	27
Nov. 8	OKLAHOMA STATE			L			0	26
Nov. 15	BAYLOR*			L			7	22
Nov. 27	at Centenary			L			6	7

* Southwest Conference game
+ Little Rock, Ark.
Shreveport, La.

1931 • (3-5-1, 0-4 SWC - 7th)

Captain: Earl Secrest

DATE	OPPONENT	UA/OPP RK	TV	W	L	T	UA	OPP
Sept. 26	COLLEGE OF THE OZARKS			W			13	6
Oct. 3	HENDRIX			W			19	0
Oct. 10	SMU*			L			6	42
Oct. 17	at Baylor*			L			7	19
Oct. 24	vs. LSU#			L			6	13
Oct. 31	TCU (HC)*			L			0	7
Nov. 3	at Chicago					T	13	13
Nov. 21	at Rice*			L			12	26
Nov. 26	at Centenary			W			6	0

* Southwest Conference game
Shreveport, La.

SEASON-BY-SEASON RESULTS



1932 • (1-6-2, 1-4 SWC - 7th)

Captain: Judson Irwin

DATE	OPPONENT	UA/OPP RK	TV	W	L	T	UA	OPP
Sept. 24	HENDRIX					T	0	0
Oct. 1	MISSOURI-ROLLA				L		19	20
Oct. 8	at TCU*				L		12	34
Oct. 15	BAYLOR*			W			20	6
Oct. 22	vs. LSU#				L		0	14
Nov. 5	RICE (HC)*				L		7	13
Nov. 12	at SMU*				L		7	13
Nov. 18	TEXAS*				L		0	34
Nov. 26	at Centenary					T	0	0

* Southwest Conference game

+ Little Rock, Ark.

Shreveport, La.

1933 • (7-3-1, 4-1 SWC - 1st)

Captain: Lewis Johnson

DATE	OPPONENT	UA/OPP RK	TV	W	L	T	UA	OPP
Sept. 23	COLLEGE OF THE OZARKS			W			40	0
Sept. 30	OKLAHOMA BAPTIST			W			42	7
Oct. 7	TCU*			W			13	0
Oct. 14	BAYLOR*			W			19	7
Oct. 21	at LSU#				L		0	20
Oct. 28	SMU (HC)*			W			3	0
Nov. 11	at Rice*				L		6	7
Nov. 18	HENDRIX			W			63	0
Nov. 24	at Texas*			W			20	6
Nov. 30	at Tulsa				L		0	7
Jan. 1	vs. Centenary*					T	7	7

* Southwest Conference game

+ Little Rock, Ark.

Shreveport, La.

> Dixie Classic (Dallas, Texas)

NOTE: No SWC champion recognized in 1933.

1934 • (4-4-2, 2-3-1 SWC - 5th)

Captain: W. R. Benton

DATE	OPPONENT	UA/OPP RK	TV	W	L	T	UA	OPP
Sept. 29	COLLEGE OF THE OZARKS			W			13	0
Oct. 6	at TCU*			W			24	10
Oct. 13	BAYLOR*			W			6	0
Oct. 20	vs. LSU#				L		0	16
Oct. 27	MISSOURI-ROLLA			W			20	0
Nov. 3	at Texas A&M*					T	7	7
Nov. 10	RICE (HC)*				L		0	7
Nov. 17	at SMU*				L		6	10
Nov. 23	TEXAS*				L		12	19
Nov. 29	at Tulsa					T	7	7

* Southwest Conference game

+ Little Rock, Ark.

Shreveport, La.

1935 • (5-5, 2-4 SWC - 5th)

Captain: Choice Rucker

DATE	OPPONENT	UA/OPP RK	TV	W	L	T	UA	OPP
Sept. 28	PITTSBURG (KAN.) ST.			W			12	0
Oct. 5	TCU*				L		7	13
Oct. 12	at Baylor*				L		6	13
Oct. 19	vs. LSU#				L		7	13
Oct. 26	COLLEGE OF THE OZARKS			W			51	6
Nov. 2	TEXAS A&M*			W			14	7
Nov. 8	at Rice*				L		7	20
Nov. 16	SMU (HC)*				L		6	17
Nov. 22	at Texas*			W			28	13
Nov. 28	at Tulsa			W			14	7

* Southwest Conference game

Shreveport, La.

+ Little Rock, Ark.

1936 • (7-3, 5-1 SWC - 1st)

SWC CHAMPION • T-18th AP

Captain: Clifford Van Sickle

DATE	OPPONENT	UA/OPP RK	TV	W	L	T	UA	OPP
Sept. 26	PITTSBURG (KAN.) ST.			W			53	0
Oct. 3	at TCU*				L		14	18
Oct. 10	BAYLOR*			W			14	10
Oct. 16	at George Washington				L		6	13
Oct. 24	vs. LSU#	NR/13			L		7	19
Oct. 31	at Texas A&M*			W			18	0
Nov. 7	RICE (HC)*			W			20	14
Nov. 14	at SMU*	NR/19		W			17	0
Nov. 26	at Tulsa			W			23	13
Dec. 3	TEXAS*	18/NR		W			6	0

* Southwest Conference game

+ Little Rock, Ark.

Shreveport, La.

1937 • (6-2-2, 3-2-1 SWC - 3rd)

T-14th AP

Captains: Jack Robbins, Jim Benton

DATE	OPPONENT	UA/OPP RK	TV	W	L	T	UA	OPP
Sept. 25	CENTRAL (OKLA.) ST.			W			25	0
Oct. 2	TCU*					T	7	7
Oct. 9	at Baylor*				L		14	20
Oct. 16	at Texas*			W			21	10
Oct. 23	SMU**			W			13	0
Oct. 30	TEXAS A&M (HC)*	20/NR		W			26	13
Nov. 6	at Rice*	16/NR			L		20	26
Nov. 13	vs. Ole Miss#	20/NR		W			32	6
Nov. 20	GEORGE WASHINGTON+					T	0	0
Nov. 25	at Tulsa			W			28	7

* Southwest Conference game

+ Little Rock, Ark.

Memphis, Tenn.

* Fort Smith, Ark.

1938 • (2-7-1, 1-5 SWC - 7th)

Captain: Lloyd Woodell

DATE	OPPONENT	UA/OPP RK	TV	W	L	T	UA	OPP
Sept. 24	OKLAHOMA STATE			W			27	7
Oct. 1	at TCU*				L		14	21
Oct. 8	BAYLOR*				L		6	9
Oct. 15	TEXAS*			W			42	6
Oct. 22	at Santa Clara	NR/6			L		6	21
Oct. 29	at Texas A&M*				L		7	13
Nov. 5	RICE (HC)*				L		0	3
Nov. 12	at SMU*				L		6	19
Nov. 16	Ole Miss#				L		14	20
Nov. 24	at Tulsa					T	6	6

* Southwest Conference game

+ Little Rock, Ark.

Memphis, Tenn.

1939 • (4-5-1, 2-3-1 SWC - 5th)

Captains: Kay Eakin, Ray Cole

DATE	OPPONENT	UA/OPP RK	TV	W	L	T	UA	OPP
Sept. 23	OKLAHOMA STATE			W			32	6
Sept. 30	vs. Mississippi State#				L		0	19
Oct. 7	TCU*			W			14	13
Oct. 14	at Baylor*				L		7	19
Oct. 21	at Texas*				L		13	14
Oct. 28	at Villanova				L		0	7
Nov. 4	TEXAS A&M (HC)*	NR/5			L		0	27
Nov. 11	at Rice*					T	12	12
Nov. 17	SMU*	NR/17		W			14	0
Nov. 30	at Tulsa			W			23	0

* Southwest Conference game

+ Little Rock, Ark.

Memphis, Tenn.

1940 • (4-6, 1-5 SWC - 6th)

Captains: A.J. Yates, Howard Hickey

DATE	OPPONENT	UA/OPP RK	TV	W	L	T	UA	OPP
Sept. 28	E. CENT. (OKLA.) ST.			W			38	0
Oct. 5	at TCU*				L		0	20
Oct. 12	BAYLOR*			W			12	6
Oct. 19	TEXAS*	NR/14			L		0	21
Oct. 26	vs. Ole Miss#			W			21	20
Nov. 2	at Texas A&M*	NR/5			L		0	17
Nov. 9	RICE (HC)*				L		7	14
Nov. 16	at SMU*	NR/20			L		0	28
Nov. 21	at Fordham	NR/15			L		7	27
Nov. 28	at Tulsa			W			27	21

* Southwest Conference game

+ Little Rock, Ark.

Memphis, Tenn.

1941 • (3-7, 0-6 SWC - 7th)

Captain: Daryl Cato

DATE	OPPONENT	UA/OPP RK	TV	W	L	T	UA	OPP
Sept. 27	E. CENTRAL (OKLA.) ST.			W			56	0
Oct. 4	TCU*				L		0	9
Oct. 11	at Baylor*				L		7	20
Oct. 18	at Texas*	NR/2			L		14	48
Oct. 24	at Detroit			W			9	6
Nov. 1	TEXAS A&M**	NR/5			L		0	7
Nov. 8	at Rice*				L		12	21
Nov. 15	SMU (HC)*				L		7	14
Nov. 22	vs. Ole Miss#				L		0	18
Nov. 27	at Tulsa			W			13	6

* Southwest Conference game

+ Little Rock, Ark.

Memphis, Tenn.



GEORGE COLE

1 season | 1942

3-7

The first of just two Arkansas graduates to serve as head football coach at his alma mater, George Cole went on to serve as athletic director at the school from 1970 to 1972. An All-Southwest Conference quarterback and a shortstop on the UA baseball team during his collegiate career, Cole began his administrative career as a line coach for the Razorbacks in 1936 and served as assistant athletic director under John Barnhill. Arkansas' baseball facility, Baum Stadium at George Cole Field, bears his name.

1942 • (3-7, 0-6 SWC - 7th)

Captains: Clayton Wynne, Robert Forte

DATE	OPPONENT	UA/OPP RK	TV	W	L	T	UA	OPP
Sept. 26	WICHITA STATE			W			27	0
Oct. 3	at TCU*				L		6	13
Oct. 10	BAYLOR*				L		7	20
Oct. 17	TEXAS**	NR/20			L		6	47
Oct. 24	vs. Ole Miss#			W			7	6
Oct. 31	at Texas A&M*				L		0	41
Nov. 7	RICE (HC)*				L		9	40
Nov. 14	at SMU*				L		6	14
Nov. 21	at Detroit			W			14	7
Nov. 26	at Tulsa	NR/6			L		7	40

* Southwest Conference game

+ Little Rock, Ark.

Memphis, Tenn.



JOHN TOMLIN

1 season | 1943

2-7

The Razorbacks managed just two wins and tied

SEASON-BY-SEASON RESULTS



GLEN ROSE

2 seasons | 1944-45
8-12-1

While guiding the Razorback football program through the final years of the World War II era, Glen Rose recorded back-to-back wins over Ole Miss and directed the Hogs in their most recent game against an in-state opponent - a 41-0 win over Arkansas-Monticello (then known as Arkansas A&M) in the 1944 season finale.

1944 • (5-5-1, 2-2-1 SWC - 3rd)

Captains: Lamar Dingler, James Young

DATE	OPPONENT	UA/OPP RK	TV	W	L	T	UA	OPP
Sept. 23	at Missouri*			W			7	6
Sept. 29	at Oklahoma State&				L		0	19
Oct. 7	at TCU*					T	6	6
Oct. 14	NORMAN NAVY			L			7	27
Oct. 21	TEXAS*+				L		0	19
Oct. 28	vs. Ole Miss#			W			26	18
Nov. 4	at Texas A&M*			W			7	6
Nov. 11	RICE (HC)*			W			12	7
Nov. 18	at SMU*				L		12	20
Nov. 23	at Tulsa				L		2	33
Dec. 2	ARKANSAS-MONTICELLO			W			41	0

* Southwest Conference game

+ Little Rock, Ark.

Memphis, Tenn.

* St. Louis, Mo.

& Oklahoma City, Okla.

1945 • (3-7, 1-5 SWC - 7th)

Captains: Earl Wheeler, Henry Ford

DATE	OPPONENT	UA/OPP RK	TV	W	L	T	UA	OPP
Sept. 22	at Barksdale AFB#			W			12	6
Sept. 29	OKLAHOMA STATE				L		14	19
Oct. 6	TCU*			W			27	14
Oct. 13	at Baylor*				L		13	23
Oct. 20	TEXAS*+	NR/10			L		7	34
Oct. 27	vs. Ole Miss*			W			19	0
Nov. 3	TEXAS A&M (HC)*				L		0	34
Nov. 10	at Rice*				L		7	26
Nov. 17	at SMU*				L		0	21
Nov. 23	at Tulsa	NR/11			L		13	45

* Southwest Conference game

+ Little Rock, Ark.

Shreveport, La.

* Memphis, Tenn.



JOHN BARNHILL

4 seasons | 1946-49
22-17-3

Widely credited with uniting the state of Arkansas behind the Razorback program, John Barnhill led UA to a share of the Southwest Conference title and its first Cotton Bowl berth in the first of his four seasons before retiring from coaching to focus on his duties as athletic director. His coaching tenure included the debut of War Memorial Stadium in Little Rock, Ark., the Hogs' second and third bowl appearances and the recruitment of 1948 All-American and Olympic silver medal winner Clyde Scott.

1946 • (6-3-2, 5-1 SWC - T-1st)

SWC CO-CHAMPION • 16th AP

Captain: Joyce Pipkin

DATE	OPPONENT	UA/OPP RK	TV	W	L	T	UA	OPP
Sept. 21	N'WESTERN (LA) ST.			W			21	14
Sept. 28	at Oklahoma State					T	21	21
Oct. 5	at TCU*			W			34	14
Oct. 12	BAYLOR*	18/NR		W			13	0
Oct. 19	at Texas*	14/3			L		0	20
Oct. 26	vs. Ole Miss#			L			7	9
Nov. 2	at Texas A&M*			W			7	0
Nov. 9	RICE*+	NR/5		W			7	0
Nov. 16	SMU (HC)*	17/NR		W			13	0
Nov. 28	at Tulsa	10/NR			L		13	14
Jan. 1	vs. LSU>	16/8				T	0	0

* Southwest Conference game

+ Little Rock, Ark.

Memphis, Tenn.

> 1947 Cotton Bowl (Dallas, Texas)

1947 • (6-4-1, 1-4-1 SWC - T-5th)

Captain: James Minor

DATE	OPPONENT	UA/OPP RK	TV	W	L	T	UA	OPP
Sept. 20	N'WESTERN (LA) ST.			W			64	0
Sept. 27	NORTH TEXAS*			W			12	0
Oct. 4	TCU*			W			6	0
Oct. 11	at Baylor*				L		9	17
Oct. 18	vs. Texas*#	NR/3			L		6	21
Oct. 25	vs. Ole Miss#			W			19	14
Nov. 1	TEXAS A&M (HC)*					T	21	21
Nov. 8	at Rice*				L		0	26
Nov. 15	at SMU*	NR/4			L		6	14
Nov. 27	at Tulsa			W			27	13
Jan. 1	vs. William & Mary>	NR/14		W			21	19

* Southwest Conference game

+ Little Rock, Ark.

Memphis, Tenn.

> 1948 Dixie Bowl (Birmingham, Ala.)

1948 • (5-5, 2-4 SWC - 5th)

Captain: Clyde Scott

DATE	OPPONENT	UA/OPP RK	TV	W	L	T	UA	OPP
Sept. 18	ABILENE CHRISTIAN*			W			40	6
Sept. 25	EAST TEXAS STATE			W			46	7
Oct. 2	at TCU*			NA	W		27	14
Oct. 9	BAYLOR*	13/NR			L		7	23
Oct. 16	at Texas*				L		6	14
Oct. 30	at Texas A&M*			W			28	6
Nov. 6	RICE*+				L		6	25
Nov. 13	SMU (HC)*	NR/7			L		12	14
Nov. 20	TULSA*			W			55	18
Nov. 27	WILLIAM & MARY*	NR/20			L		0	19

* Southwest Conference game

+ Little Rock, Ark.

1949 • (5-5, 2-4 SWC - 6th)

Captain: Alvin Duke

DATE	OPPONENT	UA/OPP RK	TV	W	L	T	UA	OPP
Sept. 24	NORTH TEXAS*			W			33	19
Oct. 1	TCU*			W			27	7
Oct. 8	at Baylor*				L		13	35
Oct. 15	TEXAS*+	NR/16			L		14	27
Oct. 22	at Vanderbilt			W			7	6
Oct. 29	TEXAS A&M (HC)*			W			27	6
Nov. 5	at Rice*	NR/8			L		0	14
Nov. 12	at SMU*	NR/12			L		6	34
Nov. 19	WILLIAM & MARY*				L		0	20
Nov. 26	TULSA			W			40	7

* Southwest Conference game

+ Little Rock, Ark.



OTIS DOUGLAS

3 seasons | 1950-52
9-21

Despite personnel that included future NFL stars Fred Williams, Dave "Haw" Hanner, Pat Summerall, Lamar McHan, Floyd Sagely and Lewis Carpenter, the Razorbacks managed just nine wins during Douglas' three-year tenure. The highlight of his stay was a 16-14 win over Texas in 1951 - the Razorbacks' first win over the Longhorns in Fayetteville.

1950 • (2-8, 1-5 SWC - 7th)

Captain: George Eckert

DATE	OPPONENT	UA/OPP RK	TV	W	L	T	UA	OPP
Sept. 23	OKLAHOMA STATE*				L		7	12
Sept. 30	NORTH TEXAS			W			50	6
Oct. 7	at TCU*				L		6	13
Oct. 14	BAYLOR*			W			27	6
Oct. 21	at Texas*	NR/7			L		14	19
Oct. 28	VANDERBILT*				L		13	14
Nov. 4	at Texas A&M*				L		13	42
Nov. 11	RICE (HC)*				L		6	9
Nov. 18	SMU*+	NR/14			L		7	14
Nov. 23	at Tulsa				L		13	28

* Southwest Conference game

+ Little Rock, Ark.

1951 • (5-5, 2-4 SWC - 6th)

Captains: Dave Hanner, Pat Summerall

DATE	OPPONENT	UA/OPP RK	TV	W	L	T	UA	OPP
Sept. 22	at Oklahoma State			W			42	7
Sept. 29	ARIZONA STATE			W			30	13
Oct. 6	TCU*					L	7	17
Oct. 13	at Baylor*	NR/12			L		7	9
Oct. 20	TEXAS*	NR/4		W			16	14
Oct. 27	SANTA CLARA*	19/NR			L		12	21
Nov. 3	TEXAS A&M (HC)*	NR/18		W			33	21
Nov. 10	at Rice*	20/NR			L		0	6
Nov. 17	at SMU*				L		7	47
Nov. 24	TULSA*			W			24	7

* Southwest Conference game

+ Little Rock, Ark.

1952 • (2-8, 1-5 SWC - 7th)

Captains: Dean Pryor, Buddy Sutton

DATE	OPPONENT	UA/OPP RK	TV	W	L	T	UA	OPP
Sept. 20	OKLAHOMA STATE*			W			22	20
Sept. 27	HOUSTON				L		7	17
Oct. 4	at TCU*				L		7	13
Oct. 11	BAYLOR*+			W			20	17
Oct. 18	at Texas*				L		7	44
Oct. 25	OLE MISS*				L		7	34
Nov. 1	at Texas A&M*				L		12	31
Nov. 8	RICE*				L		33	35
Nov. 15	SMU (HC)*				L		17	27
Nov. 22	at Tulsa				L		34	44

* Southwest Conference game

+ Little Rock, Ark.



BOWDEN WYATT

2 seasons | 1953-54
11-10

After an inauspicious 3-7-0 mark in his initial campaign, Bowden Wyatt led the "25 Little Pigs" to Arkansas' second Southwest Conference title in 1954. That season also saw the Hogs earn their first win at Texas in 17 years, followed the next week by a 6-0 upset of Ole Miss on a 66-yard touchdown pass from Bob Benson to Preston Carpenter known to Razorback fans as the "Powder River Play." Wyatt left after the 1954 season to coach Tennessee, his alma mater.

1953 • (3-7, 2-4 SWC - 5th)

Captains: Jim Speering, Ralph Troillet

DATE	OPPONENT	UA/OPP RK	TV	W	L	T	UA	OPP
Sept. 26	OKLAHOMA STATE*				L		6	7
Oct. 3	TCU*			W			13	6
Oct. 10	at Baylor*	NR/9			L		7	14
Oct. 17	TEXAS (HC)*				L		7	16
Oct. 24	vs. Ole Miss#	ABC			L		0	28
Oct. 31	TEXAS A&M*+			W			41	14
Nov. 7	at Rice*				L		0	47
Nov. 14	at SMU*				L		7	13
Nov. 21	LSU*				L		8	9
Nov. 28	TULSA			W			27	7

* Southwest Conference game

+ Little Rock, Ark.

Memphis, Tenn.

1954 • (8-3, 5-1 SWC - 1st)

SWC CHAMPION • 10th AP/8th UPI

Captains: Bobby Proctor, Jim Roth

DATE	OPPONENT	UA/OPP RK	TV	W	L	T	UA	OPP
Sept. 25	TULSA			W			41	0
Oct. 2	at TCU*							

SEASON-BY-SEASON RESULTS



JACK MITCHELL

3 seasons | 1955-57
17-12-1

Jack Mitchell led Arkansas to three winning seasons and consecutive wins over Texas in 1955 and 1956 and consecutive wins over unbeaten Ole Miss teams in 1956 and 1957 before leaving UA for Kansas following the 1957 season.

1955 • (5-4-1, 3-2-1 SWC - 4th)

Captains: Preston Carpenter, Henry Moore

DATE	OPPONENT	UA/OPP RK	TV	W	L	T	UA	OPP
Sept. 17	TULSA			W			21	6
Sept. 24	OKLAHOMA STATE*	17/NR		W			21	0
Oct. 1	TCU*	NR/10			L		0	26
Oct. 8	at Baylor*				L		20	25
Oct. 15	TEXAS*			W			27	20
Oct. 22	at Ole Miss				L		7	17
Oct. 29	TEXAS A&M (HC)*	NR/11				T	7	7
Nov. 5	at Rice*		NA	W			10	0
Nov. 12	at SMU*		NA	W			6	0
Nov. 19	LSU*				L		7	13

* Southwest Conference game
+ Little Rock, Ark.

1956 • (6-4, 3-3 SWC - 4th)

Captains: Neil Martin, Ted Souter

DATE	OPPONENT	UA/OPP RK	TV	W	L	T	UA	OPP
Sept. 22	HARDIN-SIMMONS			W			21	6
Sept. 29	OKLAHOMA STATE*			W			19	7
Oct. 6	at TCU*		NA		L		6	41
Oct. 13	BAYLOR*				L		7	14
Oct. 20	at Texas*			W			32	14
Oct. 27	OLE MISS*			W			14	0
Nov. 3	at Texas A&M*		NA		L		0	27
Nov. 10	RICE (HC)*			W			27	12
Nov. 17	SMU*			W			27	13
Nov. 24	vs. LSU#				L		7	21

* Southwest Conference game
+ Little Rock, Ark.
Shreveport, La.

1957 • (6-4, 2-4 SWC - T-5th)

Captains: Jay Donathan, Gerald Nesbit, George Walker

DATE	OPPONENT	UA/OPP RK	TV	W	L	T	UA	OPP
Sept. 21	OKLAHOMA STATE*			W			12	0
Sept. 28	TULSA			W			41	14
Oct. 5	TCU*	NR/18		W			20	7
Oct. 12	at Baylor*	11/NR		W			20	17
Oct. 19	TEXAS*	10/NR			L		0	17
Oct. 26	vs. Ole Miss#	NR/6		W			12	6
Nov. 2	TEXAS A&M (HC)*	11/1			L		6	7
Nov. 9	at Rice*	12/NR	NA		L		7	13
Nov. 16	at SMU*				L		22	27
Nov. 23	TEXAS TECH*			W			47	26

* Southwest Conference game
+ Little Rock, Ark.
Memphis, Tenn.

NOTE: The Texas Tech game was not officially recognized as a conference game because Texas Tech was not a full SWC member.



FRANK BROYLES

19 seasons | 1958-76
144-58-5

Frank Broyles' arrival at Arkansas prior to the 1958 season marked the beginning of a relationship between Broyles and the institution. He served as athletic director from 1973-2007. With 144 wins in 19 seasons, Broyles ranks as the winningest and longest-tenured head football coach in UA history. His 1964 team went 11-0 to earn the school's only national championship and No. 1 final ranking by the Football Writers Association of America. He led the Razorbacks to 10 bowl appearances, including nine New Year's Day Bowls.

1958 • (4-6, 2-4 SWC - T-5th)

Captains: Richard Bell, Billy Micheal

DATE	OPPONENT	UA/OPP RK	TV	W	L	T	UA	OPP
Sept. 20	BAYLOR*				L		0	12
Sept. 27	TULSA			L			14	27
Oct. 4	at TCU*			L			7	12
Oct. 11	RICE*				L		0	24
Oct. 18	TEXAS*	NR/7			L		6	24
Oct. 25	OLE MISS*	NR/6			L		12	14
Nov. 1	at Texas A&M*			W			21	8
Nov. 8	HARDIN-SIMMONS*			W			60	15
Nov. 15	SMU (HC)*	NR/15		W			13	6
Nov. 22	at Texas Tech			W			14	8

* Southwest Conference game
+ Little Rock, Ark.

NOTE: The Texas Tech game was not officially recognized as a conference game because Texas Tech was not a full SWC member

1959 • (9-2, 5-1 SWC - T-1st)

SWC CO-CHAMPION • 9th AP/9th UPI

Captains: Billy Luplow, James Monroe, Barry Switzer

DATE	OPPONENT	UA/OPP RK	TV	W	L	T	UA	OPP
Sept. 19	TULSA			W			28	0
Sept. 26	OKLAHOMA STATE*			W			13	7
Oct. 3	TCU*			W			3	0
Oct. 10	at Baylor*	19/NR		W			23	7
Oct. 17	TEXAS*	12/3			L		12	13
Oct. 24	vs. Ole Miss#	10/4			L		0	28
Oct. 31	TEXAS A&M (HC)*	17/NR	NA	W			12	7
Nov. 7	at Rice*	16/NR		W			14	10
Nov. 14	at SMU*	20/NR	NA	W			17	14
Nov. 21	TEXAS TECH*	13/NR		W			27	8
Jan. 2	vs. Georgia Tech>	9/NR	NA	W			14	7

* Southwest Conference game
+ Little Rock, Ark.

Memphis, Tenn.
> 1960 Gator Bowl (Jacksonville, Fla.)

NOTE: The Texas Tech game was not officially recognized as a conference game because Texas Tech was not a full SWC member

1960 • (8-3, 6-1 SWC - 1st)

SWC CHAMPION • 7th AP/7th UPI

Captains: Steve Butler, Wayne Harris

DATE	OPPONENT	UA/OPP RK	TV	W	L	T	UA	OPP
Sept. 17	OKLAHOMA STATE*	19/NR		W			9	0
Sept. 24	TULSA			W			48	7
Oct. 1	at TCU*	14/NR		W			7	0
Oct. 8	BAYLOR*	20/3			L		14	28
Oct. 15	at Texas*	NR/11	ABC	W			24	23
Oct. 22	OLE MISS*	14/2			L		7	10
Oct. 29	at Texas A&M*	12/NR		W			7	3
Nov. 5	RICE*	16/10		W			3	0
Nov. 12	SMU (HC)*	9/NR		W			26	3
Nov. 19	at Texas Tech*	7/NR		W			34	6
Jan. 1	vs. Duke>	7/10	CBS		L		6	7

* Southwest Conference game
+ Little Rock, Ark.

> 1961 Cotton Bowl (Dallas, Texas)

1961 • (8-3, 6-1 SWC - T-1st)

SWC CO-CHAMPION • 9th AP/8th UPI

Captains: John Childress, Harold Horton, George McKinney

DATE	OPPONENT	UA/OPP RK	TV	W	L	T	UA	OPP
Sept. 23	at Ole Miss#	12/9	ABC-N		L		0	16
Sept. 30	TULSA			W			6	0
Oct. 7	TCU*	NR/18		W			28	3
Oct. 14	at Baylor*	20/9		W			23	13
Oct. 21	TEXAS*	10/3			L		7	33
Oct. 28	N'WESTERN (LA.) ST.*			W			42	7
Nov. 4	TEXAS A&M (HC)*	22/NR		W			15	8
Nov. 11	at Rice*	18/NR		W			10	0
Nov. 18	at SMU*	14/NR		W			21	7
Nov. 25	TEXAS TECH*	9/NR		W			28	0
Jan. 1	vs. Alabama>	9/1	NA-N		L		3	10

* Southwest Conference game
+ Little Rock, Ark.

Jackson, Miss.

> 1962 Sugar Bowl (New Orleans, La.)

1962 • (9-2, 6-1 SWC - 2nd)

6th AP/6th UPI

Captains: Billy Moore, Ray Trail

DATE	OPPONENT	UA/OPP RK	TV	W	L	T	UA	OPP
Sept. 22	OKLAHOMA STATE*	15/NR		W			34	7
Sept. 29	TULSA	11/NR		W			42	14
Oct. 6	at TCU*	15/NR		W			42	14
Oct. 13	BAYLOR*	8/NR		W			28	21
Oct. 20	at Texas*	7/1			L		3	7
Oct. 27	HARDIN-SIMMONS*	9/NR		W			49	7
Nov. 3	at Texas A&M*	8/NR		W			17	7
Nov. 10	RICE (HC)*	6/NR		W			28	14
Nov. 17	SMU*	7/NR		W			9	7
Nov. 24	at Texas Tech*	7/NR		W			34	0
Jan. 1	vs. Ole Miss>	6/3	NBC		L		13	17

* Southwest Conference game
+ Little Rock, Ark.

> 1963 Sugar Bowl (New Orleans, La.)

1963 • (5-5, 3-4 SWC - 4th)

Captains: Jim Grizzle, Mike Parker

DATE	OPPONENT	UA/OPP RK	TV	W	L	T	UA	OPP
Sept. 21	OKLAHOMA STATE*	8/NR		W			21	0
Sept. 28	MISSOURI*	8/NR			L		6	7
Oct. 5	TCU*	12/25		W			18	3
Oct. 12	at Baylor*	12/NR			L		10	14
Oct. 19	TEXAS*	12/1			L		13	17
Oct. 26	TULSA	11/NR		W			56	7
Nov. 2	TEXAS A&M*	11/NR		W			21	7
Nov. 9	at Rice*		NA		L		0	7
Nov. 16	at SMU*				L		7	14
Nov. 23	TEXAS TECH (HC)*			W			27	20

* Southwest Conference game
+ Little Rock, Ark.

1964 • (11-0, 7-0 SWC - 1st)

NATIONAL CHAMPION • SWC CHAMPION • 1st FWAA/2nd AP/2nd UPI

Captains: Seniors

DATE	OPPONENT	UA/OPP RK	TV	W	L	T	UA	OPP
Sept. 19	OKLAHOMA STATE*	11/NR		W			14	10
Sept. 26	TULSA	11/NR	NA	W			31	22
Oct. 3	at TCU*	11/NR		W			29	6
Oct. 10	BAYLOR*	9/NR		W			17	6
Oct. 17	at Texas*	8/1		W			14	13
Oct. 24	WICHITA STATE*	4/NR		W			17	0
Oct. 31	at Texas A&M*	4/NR		W			17	0
Nov. 7	RICE*	4/NR		W			21	0
Nov. 14	SMU (HC)*	3/NR		W			44	0
Nov. 21	at Texas Tech*	3/NR		W			17	0
Jan. 1	vs. Nebraska>	2/6	CBS	W			10	7

* Southwest Conference game
+ Little Rock, Ark.

> 1965 Cotton Bowl (Dallas, Texas)

SEASON-BY-SEASON RESULTS



1965 • (10-1, 7-0 SWC - 1st) SWC CHAMPION - 3rd AP/2nd UPI

Captains: Seniors

DATE	OPPONENT	UA/OPP RK	TV	W	L	T	UA	OPP
Sept. 18	OKLAHOMA STATE+	6/NR		W			28	14
Sept. 25	TULSA	5/NR		W			20	12
Oct. 2	TCU*	4/NR		W			28	0
Oct. 9	at Baylor*	3/NR		W			38	7
Oct. 16	TEXAS*	3/1	NBC-N	W			27	24
Oct. 23	NORTH TEXAS+	1/NR		W			55	20
Oct. 30	TEXAS A&M*	2/NR		W			31	0
Nov. 6	at Rice*	2/NR		W			31	0
Nov. 13	at SMU*	2/NR		W			24	3
Nov. 20	TEXAS TECH (HC)*	2/9	NA-R	W			42	24
Jan. 1	vs. LSU>	2/NR	CBS-N	L			7	14

* Southwest Conference game

+ Little Rock, Ark.

> 1966 Cotton Bowl (Dallas, Texas)

1966 • (8-2, 5-2 SWC - T-2nd) 13th UPI

Captains: Seniors

DATE	OPPONENT	UA/OPP RK	TV	W	L	T	UA	OPP
Sept. 17	OKLAHOMA STATE+	5/NR		W			14	10
Sept. 24	TULSA	6/NR		W			27	8
Oct. 1	at TCU*	7/NR		W			21	0
Oct. 8	BAYLOR*	5/12			L		0	7
Oct. 15	at Texas*	12/NR	NBC	W			12	7
Oct. 22	WICHITA STATE+	11/NR		W			41	0
Oct. 29	at Texas A&M*	9/21		W			34	0
Nov. 5	RICE*	8/NR		W			31	20
Nov. 12	SMU (HC)*	6/15		W			22	0
Nov. 19	at Texas Tech*	6/NR		L			16	21

* Southwest Conference game

+ Little Rock, Ark.

1967 • (4-5-1, 3-3-1 SWC - 5th)

Captains: Hartford Hamilton, Ernest Ruple, Larry Watkins

DATE	OPPONENT	UA/OPP RK	TV	W	L	T	UA	OPP
Sept. 23	OKLAHOMA STATE+	11/NR			L		6	7
Sept. 30	TULSA				L		12	14
Oct. 7	TCU*				W		26	0
Oct. 14	at Baylor*					T	10	10
Oct. 21	TEXAS*		ABC		L		12	21
Oct. 28	KANSAS STATE+				W		28	7
Nov. 4	TEXAS A&M (HC)*				L		21	33
Nov. 11	at Rice*				W		23	9
Nov. 18	at SMU*				W		35	17
Nov. 25	TEXAS TECH**		NA		L		27	31

* Southwest Conference game

+ Little Rock, Ark.

1968 • (10-1, 6-1 SWC - T-1st)

SWC CO-CHAMPION - 6th AP/9th UPI

Captains: Gary Adams, Jim Barnes

DATE	OPPONENT	UA/OPP RK	TV	W	L	T	UA	OPP
Sept. 21	OKLAHOMA STATE+			W			32	15
Sept. 28	TULSA			W			56	13
Oct. 5	at TCU*	20/NR		W			17	7
Oct. 12	BAYLOR*	14/NR		W			35	19
Oct. 19	at Texas*	9/17			L		29	39
Oct. 26	NORTH TEXAS+	16/NR		W			17	15
Nov. 2	at Texas A&M*	17/NR		W			25	22
Nov. 9	RICE (HC)*	14/NR		W			46	21
Nov. 16	SMU**	10/NR	NA	W			35	29
Nov. 23	at Texas Tech*	9/NR		W			42	7
Jan. 1	vs. Georgia>	9/4	NBC	W			16	2

* Southwest Conference game

+ Little Rock, Ark.

> 1969 Sugar Bowl (New Orleans, La.)

1969 • (9-2, 6-1 SWC - 2nd)

7th AP/3rd UPI

Captains: Rodney Brand, Bruce Maxwell, Cliff Powell, Terry Stewart

DATE	OPPONENT	UA/OPP RK	TV	W	L	T	UA	OPP
Sept. 20	OKLAHOMA STATE+	2/NR		W			39	0
Sept. 27	TULSA	3/NR		W			55	0
Oct. 4	TCU*	3/NR		W			24	6
Oct. 11	at Baylor*	3/NR		W			21	7
Oct. 25	WICHITA STATE+	4/NR		W			52	14
Nov. 1	TEXAS A&M (HC)*	4/NR	ABC	W			35	13
Nov. 8	at Rice*	4/NR		W			30	6
Nov. 15	at SMU*	4/NR		W			28	15
Nov. 27	TEXAS TECH**	2/NR	NA	W			33	0
Dec. 6	TEXAS*	2/1	ABC	L			14	15
Jan. 1	vs. Ole Miss>	3/13	ABC	L			22	27

* Southwest Conference game

+ Little Rock, Ark.

> 1970 Sugar Bowl (New Orleans, La.)

1970 • (9-2, 6-1 SWC - 2nd)

11th AP/12th UPI

Captains: Bill Burnett, Bill Montgomery, Dick Bumpas, Mike Boschetti

DATE	OPPONENT	UA/OPP RK	TV	W	L	T	UA	OPP
Sept. 12	STANFORD+	4/10	NA		L		28	34
Sept. 19	OKLAHOMA STATE+	7/NR		W			23	7
Sept. 26	TULSA	12/NR		W			26	7
Oct. 3	at TCU*	11/NR		W			49	14
Oct. 10	BAYLOR**	10/NR		W			41	7
Oct. 24	WICHITA STATE+	9/NR		W			62	0
Oct. 31	at Texas A&M*	8/NR		W			45	6
Nov. 7	RICE*	7/NR		W			38	14
Nov. 14	SMU (HC)*	7/NR		W			36	3
Nov. 21	at Texas Tech*	6/19		W			24	10
Dec. 5	at Texas*	4/1	NA		L		7	42

* Southwest Conference game

+ Little Rock, Ark.

1971 • (8-3-1, 5-1-1 SWC - 2nd) • 16th AP/20th UPI

Captains: David Hogue, Ronnie Jones, Mike Kelson, Kay Maybry, Bobby Nichols

DATE	OPPONENT	UA/OPP RK	TV	W	L	T	UA	OPP
Sept. 11	CALIFORNIA+	7/NR		W			51	20
Sept. 18	OKLAHOMA STATE+	6/NR		W			18	10
Sept. 25	TULSA	7/NR			L		20	21
Oct. 2	TCU*	18/NR		W			49	15
Oct. 9	at Baylor*	17/NR		W			35	7
Oct. 16	TEXAS*	16/NR	ABC	W			31	7
Oct. 23	NORTH TEXAS	9/NR		W			60	21
Oct. 30	TEXAS A&M**	8/NR			L		9	17
Nov. 6	at Rice*	16/NR			T		24	24
Nov. 13	at SMU*	18/NR	ABC	W			18	13
Nov. 20	TEXAS TECH (HC)*	17/NR		W			15	0
Dec. 20	vs. Tennessee>	18/9	ABC	L			13	14

* Southwest Conference game

+ Little Rock, Ark.

> 1971 Liberty Bowl (Memphis, Tenn.)

1972 • (6-5, 3-4 SWC - T-4th)

Captains: Louis Campbell, Jim Hodge, Tom Reed, Don Wunderly

DATE	OPPONENT	UA/OPP RK	TV	W	L	T	UA	OPP
Sept. 9	SOUTHERN CALIFORNIA+	4/8			L		10	31
Sept. 23	OKLAHOMA STATE+				W		24	23
Sept. 30	TULSA				W		21	20
Oct. 7	at TCU*				W		27	13
Oct. 14	BAYLOR*	20/NR		W			31	20
Oct. 21	at Texas*	17/14	ABC		L		15	35
Oct. 28	NORTH TEXAS+	18/NR		W			42	16
Nov. 4	at Texas A&M*	20/NR			L		7	10
Nov. 11	RICE*				L		20	23
Nov. 18	SMU (HC)*				L		7	22
Nov. 25	at Texas Tech*		NR/20		W		24	14

* Southwest Conference game

+ Little Rock, Ark.

1973 • (5-5-1, 3-3-1 SWC - T-4th)

Captains: Nick Avlos, Jack Ettinger, Steve Hedgepeth, Dickey Morton, Danny Rhodes

DATE	OPPONENT	UA/OPP RK	TV	W	L	T	UA	OPP
Sept. 15	at Southern California	NR/1			L		0	17
Sept. 22	OKLAHOMA STATE+		NA		L		6	38
Sept. 29	IOWA STATE			W			21	19
Oct. 6	TCU*			W			13	5
Oct. 13	at Baylor*			W			13	7
Oct. 20	TEXAS*				L		6	34
Oct. 27	TULSA*			W			20	6
Nov. 3	TEXAS A&M (HC)*			W			14	10
Nov. 10	at Rice*				L		7	17
Nov. 17	at SMU*				T		7	7
Nov. 24	TEXAS TECH*		NR/12		L		17	24

* Southwest Conference game

+ Little Rock, Ark.

1974 • (6-4-1, 3-3-1 SWC - T-4th)

Captains: Billy Burns, Rollen Smith

DATE	OPPONENT	UA/OPP RK	TV	W	L	T	UA	OPP
Sept. 14	SOUTHERN CALIFORNIA+	NR/5		W			22	7
Sept. 21	OKLAHOMA STATE+	10/NR			L		7	26
Sept. 28	TULSA			W			60	0
Oct. 5	at TCU*	20/NR		W			49	0
Oct. 12	BAYLOR*	14/NR			L		17	21
Oct. 19	at Texas*	NR/16	ABC		L		7	38
Oct. 26	COLORADO STATE+			W			43	9
Nov. 2	at Texas A&M*	NR/8			L		10	20
Nov. 9	RICE (HC)*			W			25	6
Nov. 16	SMU**				T		24	24
Nov. 23	at Texas Tech*			W			21	13

* Southwest Conference game

+ Little Rock, Ark.

1975 • (10-2, 6-1 SWC - T-1st)

SWC CO-CHAMPION - 7th AP/6th UPI

Captains: Scott Bull, Mike Campbell, Ike Forte, Hal McAfee

DATE	OPPONENT	UA/OPP RK	TV	W	L	T	UA	OPP
Sept. 13	AIR FORCE+			W			35	0
Sept. 20	at Oklahoma State	16/NR			L		13	20
Sept. 27	TULSA			W			31	15
Oct. 4	TCU*			W			19	8
Oct. 11	at Baylor*			W			41	3
Oct. 18	TEXAS*	20/8	ABC		L		18	24
Oct. 25	UTAH STATE+			W			31	0
Nov. 8	at Rice*			W			20	16
Nov. 15	at SMU*			W			35	7
Nov. 22	TEXAS TECH (HC)*	19/NR		W			31	14
Dec. 6	TEXAS A&M**	18/2	ABC	W			31	6
Jan. 1	vs. Georgia>	18/19	CBS	W			31	10

* Southwest Conference game

+ Little Rock, Ark.

> 1976 Cotton Bowl (Dallas, Texas)

1976 • (5-5-1, 3-4-1 SWC - 6th)

Captains: Seniors

DATE	OPPONENT	UA/OPP RK	TV	W	L	T	UA	OPP
Sept. 11	UTAH STATE+	13/NR		W			33	16
Sept. 18	OKLAHOMA STATE+	12/NR		W			16	10
Sept. 25	TULSA	12/NR			L		3	9
Oct. 2	TCU*			W			46	14
Oct. 23	at Houston*	15/14		W			14	7
Oct. 30	RICE (HC)*	14/NR		W			41	16
Nov. 6	at Baylor*	12/NR			T		7	7
Nov. 13	TEXAS A&M**	13/16	ABC		L		10	31
Nov. 20	vs. SMU#				L		31	35
Nov. 27								

SEASON-BY-SEASON RESULTS



1979 • (10-2, 7-1 SWC - T-1st)

SWC CO-CHAMPIONS • 8th AP/79th UPI

Captains: Jim Howard, Roland Sales

DATE	OPPONENT	UA/OPP RK	TV	W	L	T	UA	OPP
Sept. 15	COLORADO STATE+	17/NR		W			36	3
Sept. 22	OKLAHOMA STATE+	15/NR		W			27	7
Sept. 29	TULSA	13/11		W			33	8
Oct. 6	at TCU*	13/NR		W			16	13
Oct. 13	at Texas Tech*	12/NR	ABC	W			20	6
Oct. 20	TEXAS*+	10/2		W			17	14
Oct. 27	HOUSTON*	4/6	ABC		L		10	13
Nov. 3	at Rice*	9/NR		W			34	7
Nov. 10	BAYLOR (HC)*	9/17		W			29	20
Nov. 17	at Texas A&M*	8/NR		W			22	10
Nov. 24	SMU*+	7/NR		W			31	7
Jan. 1	vs. Alabama*	6/2	ABC		L		9	24

* Southwest Conference game

+ Little Rock, Ark.

> 1980 Sugar Bowl (New Orleans, La.)

1980 • (7-5, 3-5 SWC - T-6th)

Captains: Keith Houfek, George Stewart

DATE	OPPONENT	UA/OPP RK	TV	W	L	T	UA	OPP
Sept. 1	at Texas*	6/10	ABC		L		17	23
Sept. 20	OKLAHOMA STATE+	17/NR		W			33	20
Sept. 27	TULSA	15/NR		W			13	10
Oct. 4	TCU*	14/NR		W			44	7
Oct. 11	WICHITA STATE	15/NR		W			27	7
Oct. 25	at Houston*	15/NR			L		17	24
Nov. 1	RICE*+				L		16	17
Nov. 8	at Baylor*	NR/16	NA		L		15	42
Nov. 15	TEXAS A&M (HC)*		ABC	W			27	24
Nov. 22	at SMU*				L		7	31
Nov. 29	TEXAS TECH*+			W			22	16
Dec. 27	vs. Tulane*		NA	W			34	15

* Southwest Conference game

+ Little Rock, Ark.

> 1980 Hall of Fame Bowl (Birmingham, Ala.)

1981 • (8-4, 5-3 SWC - 4th)

16th UPI

Captains: Darryl Mason, Teddy Morris

DATE	OPPONENT	UA/OPP RK	TV	W	L	T	UA	OPP
Sept. 12	TULSA			W			14	10
Sept. 19	NORTHWESTERN+			W			38	7
Sept. 26	at Ole Miss#			W			27	13
Oct. 3	at TCU*	18/NR			L		24	28
Oct. 10	at Texas Tech*		ABC	W			26	14
Oct. 17	TEXAS*	NR/1		W			42	11
Oct. 24	HOUSTON*+	12/NR			L		17	20
Oct. 31	at Rice*	20/NR		W			41	7
Nov. 7	BAYLOR*+	19/NR	ESPN				41	39
Nov. 14	at Texas A&M*	16/NR	ABC	W			10	7
Nov. 21	SMU (HC)*	16/6			L		18	32
Dec. 28	vs. North Carolina*	NR/10	ABC		L		27	31

* Southwest Conference game

+ Little Rock, Ark.

Jackson, Miss.

> 1981 Gator Bowl (Jacksonville, Fla.)

1982 • (9-2-1, 5-2-1 SWC - 3rd)

9th AP/8th UPI/8th USA Today

Captains: Gary Anderson, Jessie Clark, Richard Richardson, Billy Ray Smith

DATE	OPPONENT	UA/OPP RK	TV	W	L	T	UA	OPP
Sept. 11	TULSA	13/NR		W			38	0
Sept. 18	NAVY+	9/NR		W			29	17
Sept. 25	OLE MISS+	9/NR		W			14	12
Oct. 2	TCU*+	10/NR	TBS	W			35	0
Oct. 9	TEXAS TECH*	9/NR		W			21	3
Oct. 23	at Houston*	6/NR	CBS	W			38	3
Oct. 30	RICE (HC)*	5/NR		W			24	6
Nov. 6	at Baylor*	5/NR			L		17	24
Nov. 13	TEXAS A&M*+	10/NR		W			35	0
Nov. 20	at SMU*	9/2	ABC		T		17	17
Dec. 4	at Texas*	6/12	ABC		L		7	33
Dec. 31	vs. Florida*	14/NR	Mizlou	W			28	24

* Southwest Conference game

+ Little Rock, Ark.

> 1982 Bluebonnet Bowl (Houston, Texas)

1983 • (6-5, 4-4 SWC - 5th)

Captains: Ron Faurot, Mark Mistler, Milton Fields

DATE	OPPONENT	UA/OPP RK	TV	W	L	T	UA	OPP
Sept. 10	TULSA			W			17	14
Sept. 17	NEW MEXICO+			W			17	0
Sept. 24	at Ole Miss#		NA		L		10	13
Oct. 1	at TCU*			W			38	21
Oct. 15	TEXAS*+	NR/2	CBS		L		3	31
Oct. 22	HOUSTON*			W			24	3
Oct. 29	RICE*+			W			35	0
Nov. 5	BAYLOR (HC)*				L		21	24
Nov. 12	at Texas A&M*			L			23	36
Nov. 19	SMU*+	NR/6	ABC		L		0	17
Nov. 26	at Texas Tech*			W			16	13

* Southwest Conference game

+ Little Rock, Ark.

Jackson, Miss.



KEN HATFIELD

6 seasons | 1984-89

55-17-1

One of just two Arkansas graduates to serve as head football coach at his alma mater, Ken Hatfield posted a .760 winning percentage and averaged better than nine wins per season during his six-year tenure. Hatfield led the Razorbacks to a bowl game all six years.

1984 • (7-4-1, 5-3 SWC - T-3rd)

Captains: Marcus Elliott, Mark Lee

DATE	OPPONENT	UA/OPP RK	TV	W	L	T	UA	OPP
Sept. 15	OLE MISS+			T		L	14	14
Sept. 22	TULSA			W			18	9
Sept. 29	NAVY+		ESPN	W			33	10
Oct. 6	TCU*				L		31	32
Oct. 13	TEXAS TECH*+			W			24	0
Oct. 20	at Texas*	NR/3			L		18	24
Oct. 27	at Houston*			W			17	3
Nov. 3	RICE*+			W			28	6
Nov. 10	at Baylor*			W			14	9
Nov. 17	TEXAS A&M (HC)*		Raycom	W			28	0
Nov. 24	at SMU*		ESPN	L			28	31
Dec. 27	vs. Auburn*	NR/11	KATZ		L		15	21

* Southwest Conference game

+ Little Rock, Ark.

> 1984 Liberty Bowl (Memphis, Tenn.)

1985 • (10-2, 6-2 SWC - T-2nd)

12th AP/12th UPI/15th USA Today

Captains: David Bazzel, Greg Lasker, Nick Miller, Andy Upchurch

DATE	OPPONENT	UA/OPP RK	TV	W	L	T	UA	OPP
Sept. 14	at Ole Miss#	14/NR		W			24	19
Sept. 21	TULSA+	14/NR		W			24	0
Sept. 28	NEW MEXICO STATE+	10/NR		W			45	13
Oct. 5	at TCU*	10/NR	Raycom	W			41	0
Oct. 12	at Texas Tech*	6/NR		W			30	7
Oct. 19	TEXAS*	4/NR	ABC		L		13	15
Oct. 26	HOUSTON*+	14/NR	Raycom	W			57	27
Nov. 2	at Rice*	14/NR		W			30	15
Nov. 9	BAYLOR*+	12/11	ABC	W			20	14
Nov. 16	at Texas A&M*	9/NR	ESPN		L		6	10
Nov. 23	SMU (HC)*	18/NR		W			15	9
Dec. 22	vs. Arizona State*	14/NR	LSN	W			18	17

* Southwest Conference game

+ Little Rock, Ark.

Jackson, Miss.

> 1985 Holiday Bowl (San Diego, Calif.)

1986 • (9-3, 6-2 SWC - T-2nd)

15th AP/16th UPI/17th USA Today

Captains: James Shibest, Derrick Thomas, Theo Young

DATE	OPPONENT	UA/OPP RK	TV	W	L	T	UA	OPP
Sept. 13	OLE MISS+	18/NR		W			21	0
Sept. 20	TULSA	12/NR		W			34	17
Sept. 27	NEW MEXICO STATE+	9/NR		W			42	11
Oct. 4	TCU*	8/NR	Raycom	W			34	17
Oct. 11	TEXAS TECH*	8/NR			L		7	17
Oct. 18	at Texas*	14/NR	ESPN		W		21	14
Oct. 25	at Houston*	14/NR		W			30	13
Nov. 1	RICE (HC)*	13/NR		W			45	14
Nov. 8	at Baylor*	10/NR	Raycom		L		14	29
Nov. 15	TEXAS A&M*+	17/7	ABC	W			14	10
Nov. 22	at SMU*	11/NR		W			41	0
Jan. 1	vs. Oklahoma*	9/3	NBC		L		8	42

* Southwest Conference game

+ Little Rock, Ark.

> 1987 Orange Bowl (Miami, Fla.)

1987 • (9-4, 5-2 SWC - T-2nd)

Captains: Chris Bequette, Tony Cherico, Greg Thomas, Rickey Williams

DATE	OPPONENT	UA/OPP RK	TV	W	L	T	UA	OPP
Sept. 12	at Ole Miss#	13/NR		W			31	10
Sept. 19	TULSA	12/NR	NA	W			30	15
Sept. 26	MIAMI (FLA.)+	10/5	ESPN		L		7	51
Oct. 3	at TCU*			W			20	10
Oct. 10	at Texas Tech*	20/NR		W			31	0
Oct. 17	TEXAS*+	15/NR	ESPN		L		14	16
Oct. 24	HOUSTON*			W			21	17
Oct. 31	at Rice*		NA	W			38	14
Nov. 7	BAYLOR (HC)*			W			10	7
Nov. 14	at Texas A&M*	20/19			L		0	14
Nov. 28	NEW MEXICO+			W			43	25
Dec. 5	at Hawaii		ESPN	W			38	20
Dec. 29	vs. Georgia*	NR/15	Raycom		L		17	20

* Southwest Conference game

+ Little Rock, Ark.

Jackson, Miss.

> 1987 Liberty Bowl (Memphis, Tenn.)

1988 • (10-2, 7-0 SWC - 1st)

SWC CHAMPION • 12th AP/13th UPI/14th USA Today

Captains: Steve Atwater, John Bland, Odis Lloyd, Kerry Owens

DATE	OPPONENT	UA/OPP RK	TV	W	L	T	UA	OPP
Sept. 3	PACIFIC (CALIF.)+			W			63	14
Sept. 10	TULSA			W			30	26
Sept. 17	OLE MISS+			W			21	13
Oct. 1	TCU*		Raycom	W			53	10
Oct. 8	TEXAS TECH*+	20/NR		W			31	10
Oct. 15	at Texas*	17/NR	HSE	W			27	24
Oct. 22	at Houston*	13/NR	Raycom	W			26	21
Oct. 29	RICE*+	11/NR		W			21	14
Nov. 5	at Baylor*	11/NR	HSE	W			33	3
Nov. 12	TEXAS A&M (HC)*	11/NR	HSE	W			25	20
Nov. 26	at Miami (Fla.)	8/3	CBS		L		16	18
Jan. 2	vs. UCLA*	8/9	CBS		L		3	17

* Southwest Conference game

+ Little Rock, Ark.

> 1989 Cotton Bowl (Dallas, Texas)

1989 • (10-2, 7-1 SWC - 1st)

SWC CHAMPION • 13th AP/13th UPI/13th USA Today

Captains: Anthony Cooney, Elbert Crawford, Tim Horton, Michael Shepherd

DATE	OPPONENT	UA/OPP RK	TV	W	L	T	UA	OPP
Sept. 16	TULSA	9/NR		W			26	7
Sept.								

SEASON-BY-SEASON RESULTS



1991 • (6-6, 5-3 SWC - T-2nd)

Captains: Kirk Collins, Mark Henry

DATE	OPPONENT	UA/OPP RK	TV	W	L	T	UA	OPP
Aug. 31	MIAMI (FLA.)>	NR/3	ABC		L		3	31
Sept. 7	SMU*+>			W			17	6
Sept. 21	LOUISIANA-LAFAYETTE			W			9	7
Sept. 28	at Ole Miss#				L		17	24
Oct. 5	at TCU*			W			22	21
Oct. 12	HOUSTON (HC)*			W			29	17
Oct. 19	TEXAS*+	25/NR	Raycom	W			14	13
Nov. 2	BAYLOR*	24/21	ABC	L			5	9
Nov. 9	at Texas Tech*			L			21	38
Nov. 16	at Texas A&M*	NR/13	ESPN	L			3	13
Nov. 23	RICE*+			W			20	0
Dec. 29	vs. Georgia>	NR/24	ABC	L			15	24

* Southeastern Conference game

+ Little Rock, Ark.

Jackson, Miss.

> 1991 Independence Bowl (Shreveport, La.)

ARKANSAS JOINS SOUTHEASTERN CONFERENCE

1992 • (3-7-1, 3-4-1 SEC - 4th/West)

Captains: Darwin Ireland, E.D. Jackson, Owen Kelly

DATE	OPPONENT	UA/OPP RK	TV	W	L	T	UA	OPP
Sept. 5	THE CITADEL			L			3	10



JOE KINES

1 season | 1992
3-6-1

Named interim head coach after the first game of the 1992 season, Joe Kines' 10-game tenure included Arkansas' first Southeastern Conference win and the Razorbacks' first win at Tennessee.

DATE	OPPONENT	UA/OPP RK	TV	W	L	T	UA	OPP
Sept. 12	at South Carolina*			W			45	7
Sept. 19	ALABAMA*+	NR/9			L		11	38
Sept. 26	at Memphis				L		6	22
Oct. 3	GEORGIA (HC)*	NR/16	JP	L			3	27
Oct. 10	at Tennessee*	NR/4	JP	W			25	24
Oct. 17	OLE MISS*+				L		3	17
Oct. 31	at Auburn*				T		24	24
Nov. 7	at Mississippi State*	NR/19	JP	L			3	10
Nov. 21	SMU*+			L			19	24
Nov. 27	LSU*		ESPN	W			30	6

* Southeastern Conference game

+ Little Rock, Ark.



DANNY FORD

5 seasons | 1993-97
26-30-1

The architect of Clemson's 1981 national championship, Danny Ford directed Arkansas to its first Southeastern Conference Western Division title and first SEC championship game appearance in 1995. His tenure included two on-the-field wins at Alabama, his alma mater, and another win over the Crimson Tide by NCAA sanction.

1993 • (6-4-1, 4-3-1 SEC - 2nd/West)

Captains: Kirk Botkin, Tyrone Chatman

DATE	OPPONENT	UA/OPP RK	TV	W	L	T	UA	OPP
Sept. 4	at SMU			W			10	6
Sept. 11	SOUTH CAROLINA*	NR/19		W			18	17
Sept. 18	at Alabama*@	NR/2	JP	W			3	43
Sept. 25	MEMPHIS+				L		0	6
Oct. 2	at Georgia*			W			20	10
Oct. 9	TENNESSEE*+	NR/11	JP	L			14	28
Oct. 16	at Ole Miss*#		JP	L			0	19
Oct. 30	AUBURN (HC)*				L		21	31
Nov. 6	MISSISSIPPI STATE*+				T		13	13
Nov. 13	TULSA			W			24	11
Nov. 27	at LSU*		ESPN	W			42	24

* Southeastern Conference game

+ Little Rock, Ark.

Jackson, Miss.

@ Arkansas victory by NCAA-imposed forfeit

NOTE: SEC Western Division championship vacated by Alabama per NCAA sanction in 1993.

1994 • (4-7, 2-6 SEC - T-4th/West)

Captains: Jason Allen, Willie Johnson

DATE	OPPONENT	UA/OPP RK	TV	W	L	T	UA	OPP
Sept. 3	SMU+				W		34	14
Sept. 10	at South Carolina*				L		0	14
Sept. 17	ALABAMA*	NR/12	ABC	L			6	13
Sept. 25	at Memphis				L		15	16
Oct. 1	VANDERBILT*+			W			42	6
Oct. 8	at Tennessee*				L		21	38
Oct. 15	OLE MISS (HC)*			W			31	7
Oct. 29	at Auburn*	NR/4	JP	L			14	31
Nov. 5	at Mississippi State*	NR/24	JP	L			7	17
Nov. 12	NORTHERN ILLINOIS			W			30	27
Nov. 26	LSU*+				L		12	30

* Southeastern Conference game

+ Little Rock, Ark.

1995 • (8-5, 6-2 SEC - 1st/West)

SEC WESTERN DIVISION CHAMPION

Captains: Steve Conley, Barry Lunney Jr.

DATE	OPPONENT	UA/OPP RK	TV	W	L	T	UA	OPP
Sept. 2	at SMU				L		14	17
Sept. 9	SOUTH CAROLINA*			W			51	21
Sept. 16	at Alabama*	NR/13	JP	W			20	19
Sept. 23	MEMPHIS+			W			27	20
Sept. 30	at Vanderbilt*	23/NR		W			35	7
Oct. 7	TENNESSEE (HC)*	18/10			L		31	49
Oct. 14	at Ole Miss*#			W			13	6
Oct. 28	AUBURN*+	NR/11	ESPN	W			30	28
Nov. 4	MISSISSIPPI STATE*+	18/NR	JP	W			26	21
Nov. 11	LOUISIANA-LAFAYETTE	15/NR		W			24	13
Nov. 18	at LSU*	14/NR	ABC	L			0	28
Dec. 2	vs. Florida>	23/2	ABC	L			3	34
Dec. 30	vs. North Carolina>	24/NR	TBS	L			10	20

* Southeastern Conference

+ Little Rock, Ark.

Memphis, Tenn.

< 1995 SEC Championship Game (Atlanta, Ga.)

> 1995 CarQuest Bowl (Miami, Fla.)

1996 • (4-7, 2-6 SEC - 5th/West)

Captains: Scott Rivers, Mark Smith

DATE	OPPONENT	UA/OPP RK	TV	W	L	T	UA	OPP
Sept. 7	SMU				L		10	23
Sept. 21	ALABAMA*+	NR/13	JP	L			7	17
Sept. 28	LOUISIANA-MONROE			W			38	21
Oct. 5	FLORIDA*	NR/1	JP	L			7	42
Oct. 12	LOUISIANA TECH+			W			38	21
Oct. 19	at South Carolina*				L		17	23
Nov. 2	at Auburn*		ESPN2		L		7	28
Nov. 9	OLE MISS (HC)*			W			13	7
Nov. 16	at Tennessee*	NR/12	JP	L			14	55
Nov. 23	at Mississippi State*				W	(OT)	16	13
Nov. 29	LSU*+	NR/19	CBS	L			7	17

* Southeastern Conference game

+ Little Rock, Ark.

1997 • (4-7, 2-6 SEC - T-5th/West)

Captains: Ken Anderson, Anthony Eubanks

DATE	OPPONENT	UA/OPP RK	TV	W	L	T	UA	OPP
Sept. 6	LOUISIANA-MONROE			W			28	16
Sept. 13	vs. SMU#				L		9	31
Sept. 20	at Alabama*	NR/11	JP	W			17	16
Sept. 27	LOUISIANA TECH+			W			17	13
Oct. 4	at Florida*	NR/1	ESPN2	L			7	56
Oct. 18	SOUTH CAROLINA*+				L		13	39
Oct. 25	AUBURN (HC)*	NR/11	ESPN2	L			21	26
Nov. 6	at Ole Miss*		ESPN	L			9	19
Nov. 15	TENNESSEE*+	NR/5	ESPN2	L			22	30
Nov. 22	MISSISSIPPI STATE*	NR/14		W			17	7
Nov. 28	at LSU*	NR/17	CBS	L			21	31

* Southeastern Conference game

+ Little Rock, Ark.

Shreveport, La.



HOUSTON NUTT

10 seasons | 1998-2007
75-49

Houston Nutt was the third Arkansas head coach to take the Razorbacks to a bowl game in each of his first six seasons. He led the Hogs to three SEC Western Division crowns, eight bowl games, two bowl victories, three final national rankings and four nine-win seasons. Nutt's 8-0 start in 1998 marked the best debut ever for a UA head coach and helped UA reach its first New Year's Day game since 1990. In 2001 and 2006, Nutt was voted SEC Coach of the Year by the Associated Press and league coaches.

1998 • (9-3, 6-2 SEC - T-1st/West)

SEC WESTERN DIVISION CO-CHAMPION • 16th AP/17th USA Today

Captains: Brandon Burlsworth, Grant Garrett, Ryan Hale, Madre Hill

DATE	OPPONENT	UA/OPP RK	TV	W	L	T	UA	OPP
Sept. 5	LOUISIANA-LAFAYETTE			W			38	17
Sept. 19	SMU+			W			44	17
Sept. 26	ALABAMA*	NR/22	ESPN2	W			42	6
Oct. 3	KENTUCKY*+	22/NR	ESPN2	W			27	20
Oct. 10	at Memphis	20/NR	FX	W			23	9
Oct. 17	at South Carolina*	17/NR		W			41	28
Oct. 31	at Auburn*	14/NR		W			24	21
Nov. 7	OLE MISS (HC)*	11/NR	JP	W			34	0
Nov. 14	at Tennessee*	10/1	CBS	L			24	28
Nov. 21	at Mississippi State*	9/NR	JP	L			21	22
Nov. 27	LSU*+	13/NR	CBS	W			41	14
Jan. 1	vs. Michigan>	11/15	ABC	L			31	45

* Southeastern Conference game

+ Little Rock, Ark.

> 1999 Florida Citrus Bowl (Orlando, Fla.)

1999 • (8-4, 4-4 SEC - T-3rd/West)

17th AP/19th USA Today

Captains: David Barrett, Kenoy Kennedy, Anthony Lucas, Clint Stoerner

DATE	OPPONENT	UA/OPP RK	TV	W	L	T	UA	OPP
Sept. 4	at SMU	18/NR		W			26	0
Sept. 18	LOUISIANA-MONROE*	15/NR		W			44	6
Sept. 25	at Alabama*	14/NR	CBS	L			28	35
Oct. 2	at Kentucky*	20/NR			L		20	31
Oct. 9	MIDDLE TENNESSEE ST.			W			58	6
Oct. 16	SOUTH CAROLINA*+			W			48	14
Oct. 30	AUBURN (HC)*		JP	W			34	10
Nov. 6	at Ole Miss*	NR/23	ESPN2	L			16	38
Nov. 13	TENNESSEE*	NR/3	JP	W			28	24
Nov. 20	MISSISSIPPI STATE*+	22/12	ESPN2	W			14	9
Nov. 26	at LSU*	17/NR	CBS	L			10	35
Jan. 1	vs. Texas>	24/14	Fox	W			27	6

* Southeastern Conference game

+ Little Rock, Ark.

> 2000 Cotton Bowl (Dallas, Texas)

2000 • (6-6, 3-5 SEC - T-5th/West)

Captains: Quinton Caver, Randy Garner, Michael Snowden, Rod Stinson

DATE	OPPONENT	UA/OPP RK	TV	W	L	T	UA</
------	----------	-----------	----	---	---	---	------

SEASON-BY-SEASON RESULTS



2001 • (7-5, 4-4 SEC - T-3rd/West)

Captains: Curt Davis, Carlos Hall, Kenny Sandlin, La'Zerius White

DATE	OPPONENT	UA/OPP RK	TV	W	L	T	UA	OPP
Aug. 30	UNLV*		ESPN	W			14	10
Sept. 8	TENNESSEE*	NR/8	ESPN2	L	3		13	13
Sept. 22	at Alabama*		CBS	L	10		31	
Sept. 29	at Georgia*		ESPN2	L	23		34	
Oct. 6	WEBER ST.			W			42	19
Oct. 13	SOUTH CAROLINA*	NR/9	CBS	W			10	7
Oct. 27	AUBURN*	NR/17	JP	W			42	17
Nov. 3	at Ole Miss*		ESPN2	W	(7 OT)		58	56
Nov. 10	UCF (HC)			W			27	20
Nov. 17	MISSISSIPPI STATE*			W			24	21
Nov. 23	at LSU*	24/NR	CBS	L	38		41	
Jan. 1	vs. Oklahoma*	NR/10	Fox	L	3		10	

* Southeastern Conference game

* Little Rock, Ark.

> 2002 Cotton Bowl (Dallas, Texas)

2002 • (9-5, 5-3 SEC - T-1st/West)

SEC WESTERN DIVISION CO-CHAMPION

Captains: Richie Butler, Chuck Nalley, Sparky Hamilton, Raymond House,

Fred Talley, Gavin Walls

DATE	OPPONENT	UA/OPP RK	TV	W	L	T	UA	OPP
Sept. 7	BOISE STATE			W			41	14
Sept. 14	SOUTH FLORIDA*			W			42	3
Sept. 28	ALABAMA*		ESPN	L	12		30	
Oct. 5	at Tennessee*	NR/10	ESPN	L	(6 OT)		38	41
Oct. 12	at Auburn*	NR/24	JP	W			38	17
Oct. 19	KENTUCKY*			L	17		29	
Oct. 26	OLE MISS (HC)*			W			48	28
Nov. 2	TROY*			W			23	0
Nov. 9	at South Carolina*		JP	W			23	0
Nov. 16	LOUISIANA-LAFAYETTE			W			24	17
Nov. 23	at Mississippi State*			W			26	19
Nov. 29	LSU*	NR/18	CBS	W			21	20
Dec. 7	vs. Georgia*	22/4	CBS	L	3		30	
Dec. 30	vs. Minnesota*		ESPN	L	14		29	

* Southeastern Conference game

* Little Rock, Ark.

< 2002 SEC Championship Game (Atlanta, Ga.)

> 2002 Gaylord Hotels Music City Bowl (Nashville, Tenn.)

2003 • (9-4, 4-4 SEC - 4th/West)

Captains: Jimmy Beasley, Tony Bua, Bo Lacy, Caleb Miller, Justin Scott, George Wilson

DATE	OPPONENT	UA/OPP RK	TV	W	L	T	UA	OPP
Sept. 6	TULSA			W			45	13
Sept. 13	at Texas	NR/5	ABC	W			38	28
Sept. 20	NORTH TEXAS*	14/NR		W			31	7
Sept. 27	at Alabama*	9/NR	CBS	W	(2 OT)		34	31
Oct. 11	AUBURN (HC)*	7/NR	JP	L	3		10	
Oct. 18	FLORIDA*	11/NR	CBS	L	28		33	
Oct. 25	at Ole Miss*	21/NR	ESPN2	L	7		19	
Nov. 1	at Kentucky*		ESPN2	W	(7 OT)		71	63
Nov. 6	SOUTH CAROLINA*		ESPN	W			28	6
Nov. 15	NEW MEXICO STATE			W			48	20
Nov. 22	MISSISSIPPI STATE*			W			52	6
Nov. 28	at LSU*	NR/3	CBS	L	24		55	
Dec. 31	vs. Missouri*		ESPN	W			27	14

* Southeastern Conference game

* Little Rock, Ark.

> 2003 Mainsstay Independence Bowl (Shreveport, La.)

2004 • (5-6, 3-5 SEC - T-3rd/West)

Captains: DeCori Birmingham, Arrion Dixon, Steven Harris, Jeb Huckeba,

Matt Jones, Marcus Whitmore

DATE	OPPONENT	UA/OPP RK	TV	W	L	T	UA	OPP
Sept. 4	NEW MEXICO STATE			W			63	13
Sept. 11	TEXAS	NR/7	ESPN	L	20		22	
Sept. 18	LOUISIANA-MONROE*			W			49	20
Sept. 25	ALABAMA*		CBS	W			27	10
Oct. 2	at Florida*	NR/16	CBS	L	30		45	
Oct. 16	at Auburn*	NR/4	CBS	L	20		38	
Oct. 23	GEORGIA (HC)*	NR/6	ESPN2	L	14		20	
Nov. 6	at South Carolina*		JP	L	32		35	
Nov. 13	OLE MISS*		JP	W			35	3
Nov. 20	at Mississippi State*			W			24	21
Nov. 26	LSU*	NR/14	CBS	L	14		43	

* Southeastern Conference game

* Little Rock, Ark.

2005 • (4-7, 2-6 SEC - 4th/West)

Captains: Pierre Brown, Kyle Dickerson, Brandon Kennedy, Kyle Roper, Vickiel Vaughn

DATE	OPPONENT	UA/OPP RK	TV	W	L	T	UA	OPP
Sept. 3	MISSOURI STATE			W			49	17
Sept. 10	VANDERBILT*			L	24		28	
Sept. 17	at Southern California*	NR/1	FSN	L	17		70	
Sept. 24	at Alabama**		JP	L	13		24	
Oct. 8	LOUISIANA-MONROE*			W			44	15
Oct. 15	AUBURN*	NR/21		L	17		34	
Oct. 22	at Georgia*	NR/4	JP	L	20		23	
Nov. 5	SOUTH CAROLINA (HC)*		JP	L	10		14	
Nov. 12	at Ole Miss*			W			28	17
Nov. 19	MISSISSIPPI STATE**			W			44	10
Nov. 25	at LSU*	NR/3	CBS	L	17		19	

* Little Rock, Ark.

* Southeastern Conference game

** USC and Alabama later vacated wins due to NCAA Committee on Infractions penalty

2006 • (10-4, 7-1 SEC - 1st/West)

15th AP/16th USA Today

Captains: Keith Jackson, Sam Olajubu, Desmond Sims, Zac Tubbs,

Tony Uboh, Darius Vinnett

DATE	OPPONENT	UA/OPP RK	TV	W	L	T	UA	OPP
Sept. 2	SOUTHERN CALIFORNIA	NR/6	ESPN	L	14		50	
Sept. 9	UTAH STATE			W			20	0
Sept. 16	at Vanderbilt*		LFS	W			21	19
Sept. 23	ALABAMA*	NR/22	CBS	W	(2 OT)		24	23
Oct. 7	at Auburn*	NR/2	CBS	W			27	10
Oct. 14	SE MISSOURI ST. (HC)	17/NR		W			63	7
Oct. 21	OLE MISS*	15/NR	LFS	W			38	3
Oct. 28	LOUISIANA-MONROE*	13/NR	ESPNU	W			44	10
Nov. 4	at South Carolina*	12/NR	ESPN	W			26	20
Nov. 11	TENNESSEE*	11/13	ESPN2	W			31	14
Nov. 18	at Mississippi State*	5/NR		W			28	14
Nov. 24	LSU**	5/9	CBS	L	26		31	
Dec. 2	vs. Florida*	8/4	CBS	L	28		38	
Jan. 1	vs. Wisconsin*	12/6	ABC	L	14		17	

* Southeastern Conference game

* Little Rock, Ark.

< 2006 SEC Championship Game (Atlanta, Ga.)

> 2007 Capital One Bowl (Orlando, Fla.)

2007 • (8-5, 4-4 SEC - T-3rd/West)

Captains: Weston Dacus, Marcus Harrison, Robert Johnson, Marcus Monk,

Mattarel Richardson, Kevin Woods

DATE	OPPONENT	UA/OPP RK	TV	W	L	T	UA	OPP
Sept. 1	TROY	21/NR		W			46	26
Sept. 15	at Alabama**	16/NR	ESPN	L	38		41	
Sept. 22	KENTUCKY*	NR/21	ESPN2	L	29		42	
Sept. 29	NORTH TEXAS			W			66	7
Oct. 6	CHATTANOOGA*			W			34	15
Oct. 13	AUBURN*	NR/22	ESPN	L	7		9	
Oct. 20	at Ole Miss*			W			44	8
Oct. 27	FIU (HC)			W			58	10
Nov. 3	SOUTH CAROLINA*	NR/23	ESPN2	W			48	36
Nov. 10	at Tennessee*	NR/22	LFS	L	13		34	
Nov. 17	MISSISSIPPI STATE*			W			45	31
Nov. 23	at LSU*	NR/1	CBS	W	(3 OT)		50	48
Jan. 1	Missouri*	25/7	FOX	L	7		38	

* Southeastern Conference game

* Little Rock, Ark.

> 2008 Cotton Bowl (Dallas, Texas)

& Reggie Herring served as interim head coach

* Alabama later vacated win due to NCAA Committee on Infractions penalty



BOBBY PETRINO

4 seasons | 2008-11
34-17

Bobby Petrino was introduced as the head coach of the Razorbacks on Dec. 11, 2007. In just his third season, he led Arkansas to the first BCS game in school history against Ohio State in the Allstate Sugar Bowl. In his final season, he took the Razorbacks to a school-record-tying 11 wins and the first top-five AP finish since 1977.

2008 • (5-7, 2-6 SEC - T-4th/West)

Captains: Casey Dick, Jonathan Luigs, Jamar Love, Malcolm Sheppard

DATE	OPPONENT	UA/OPP RK	TV	W	L	T	UA	OPP
Aug. 30	WESTERN ILLINOIS			W			28	24
Sept. 6	LOUISIANA-MONROE*		RSP	W			28	27
Sept. 20	ALABAMA*	NR/9	Raycom	L	14		49	
Sept. 27	at Texas	NR/7	ABC	L	10		52	
Oct. 4	FLORIDA*	NR/12	Raycom	L	7		38	
Oct. 11	at Auburn*	NR/20	RSP	W			25	22
Oct. 18	at Kentucky*		ESPNU	L	20		21	
Oct. 25	OLE MISS*		RSP	L	21		23	
Nov. 1	TULSA (HC)	NR/19	RSP	W			30	23
Nov. 8	at South Carolina*		ESPN	L	21		34	
Nov. 22	at Mississippi State*			L	28		31	
Nov. 28	LSU*		CBS	W			31	30

* Southeastern Conference game

* Little Rock, Ark.

2009 • (8-5, 3-5 SEC - T-4th/West)

Captains: Adrian Davis, Wendel Davis, DeMarcus Love, Ryan Mallett,

Malcolm Sheppard, Michael Smith

DATE	OPPONENT	UA/OPP RK	TV	W	L	T	UA	OPP
Sept. 5	Missouri State*		RSP	W			48	10
Sept. 19	Georgia*	NR/23	ESPN	L	41		52	
Sept. 26	at Alabama*	NR/3	CBS	L	7		35	
Oct. 3	vs. Texas A&M*		ESPN2	W	47		19	
Oct. 10	Auburn*	NR/17	ESPN	W			44	23
Oct. 17	at Florida*	NR/1	CBS	L	20		23	
Oct. 24	at Ole Miss*		SEC-R	L	17		30	
Oct. 31	EASTERN MICHIGAN (HC)		ESPNU	W			63	27
Nov. 7	South Carolina*		SEC-R	W			33	16
Nov. 14	TROY		CSS	W			56	20
Nov. 21	Mississippi State**		SEC-R	W			42	21
Nov. 28	at LSU*	NR/17	ESPN	L	(OT)		30	33
Jan. 2	vs. East Carolina*		ESPN	W	(OT)		20	17

* Southeastern Conference game

SEASON-BY-SEASON RESULTS



2011 • (11-2, 6-2 SEC - 3rd/West)

5th AP/5th USA Today

Captains: Jake Bequette, Knile Davis, Jerry Franklin, Jerico Nelson,

Tyler Wilson, Jarjus Wright

DATE	OPPONENT	UA/OPP RK	TV	W	L	T	UA	OPP
Sept. 3	MISSOURI STATE	15/NR	RSP	W			51	7
Sept. 10	NEW MEXICO+	14/NR	ESPNU	W			52	3
Sept. 17	TROY	14/NR	CSS	W			38	28
Sept. 24	at Alabama*	14/3	CBS		L		14	38
Oct. 1	vs. Texas A&M*	18/14	ESPN	W			42	38
Oct. 8	AUBURN*	10/15	ESPN	W			38	14
Oct. 22	at Ole Miss*	10/NR	SEC-R	W			29	24
Oct. 29	at Vanderbilt*	8/NR	SEC-R	W			31	28
Nov. 5	SOUTH CAROLINA (HC)*	8/10	ESPN	W			44	28
Nov. 12	TENNESSEE*	8/NR	ESPN2	W			49	7
Nov. 19	MISSISSIPPI STATE**	6/NR	CBS	W			44	17
Nov. 25	at LSU*	3/1	CBS		L		17	41
Jan. 6	vs. Kansas State>	7/11	FOX	W			29	16

* Southeastern Conference game

+ Little Rock, Ark.

^ Arlington, Texas

> 2012 Cotton Bowl (Arlington, Texas)



JOHN L. SMITH

1 season | 2012

4-8

On April 23, 2012, John L. Smith returned to Arkansas as the Razorbacks' head coach for the 2012 season. Smith, who was an assistant at Arkansas from 2009-11, was named a head coach for the sixth time in his career after stops at Idaho, Utah State, Louisville, Michigan State and Weber State.

2012 • (4-8, 2-6 SEC - 6th/West)

Captains: Alfred Davis, Knile Davis, Alonzo Highsmith, Travis Swanson,

Tyler Wilson, Tenarius Wright

DATE	OPPONENT	UA/OPP RK	TV	W	L	T	UA	OPP
Sept. 1	JACKSONVILLE ST.	10/NR	PPV	W			49	24
Sept. 8	LOUISIANA-MONROE+	8/NR	ESPNU		L	(OT)	31	34
Sept. 15	ALABAMA*	NR/1	CBS		L		0	52
Sept. 22	RUTGERS		ESPNU		L		26	35
Sept. 29	at Texas A&M*	NR/12	SEC-R	L			10	58
Oct. 6	at Auburn*		ESPN2	W			24	7
Oct. 13	KENTUCKY*		FSN	W			49	7
Oct. 27	OLE MISS**		SEC-R		L		27	30
Nov. 3	TULSA (HC)		SEC-R	W			19	15
Nov. 10	at South Carolina*	NR/12	CBS		L		20	38
Nov. 17	at Mississippi State*		SEC-R		L		14	45
Nov. 23	LSU*	NR/8	CBS		L		13	20

* Southeastern Conference game

+ Little Rock, Ark.



BRET BIELEMA

5 seasons | 2013-17

29-34

Named the 32nd head coach in program history in December of 2012, Bielema, came to Arkansas after having spent seven years as head coach at Wisconsin. He led Arkansas to three straight bowl appearances, highlighted by wins over Texas at the 2014 Texas Bowl and Kansas State at the 2016 Liberty Bowl. In 2014, Arkansas became the first unranked team in college football history to post back-to-back shutouts over ranked opponents after blanking No. 20 LSU and No. 8 Ole Miss.

2013 • (3-9, 0-8 SEC - 7th/West)

Captains: Kiero Small, Travis Swanson, Chris Smith, Robert Thomas

DATE	OPPONENT	UA/OPP RK	TV	W	L	T	UA	OPP
Aug. 31	LOUISIANA-LAFAYETTE		FSN	W			34	14
Sept. 7	SAMFORD+		PPV	W			31	21
Sept. 14	SOUTHERN MISS		SEC-R	W			24	3
Sept. 21	at Rutgers		ESPN		L		24	28
Sept. 28	TEXAS A&M*	NR/10	ESPN2		L		33	45
Oct. 5	at Florida*	NR/18	ESPN2		L		10	30
Oct. 12	SOUTH CAROLINA (HC)*	NR/14	SEC-R		L		7	52
Oct. 19	at Alabama*	NR/1	ESPN		L		0	52
Nov. 2	AUBURN*	NR/8	ESPN2		L		17	35
Nov. 9	at Ole Miss*		SEC-R		L		24	34
Nov. 23	MISSISSIPPI STATE**		SEC-R		L	(OT)	17	24
Nov. 29	at LSU*	NR/15	CBS		L		27	31

* Southeastern Conference game

+ Little Rock, Ark.

2014 • (7-6, 2-6 SEC - 7th/West)

Captains: Brandon Allen, Brey Cook, Trey Flowers, Alan Turner

DATE	OPPONENT	UA/OPP RK	TV	W	L	T	UA	OPP
Aug. 30	at Auburn*	NR/6	SECN		L		21	45
Sept. 6	NICHOLLS		SECN-Alt	W			73	7
Sept. 13	at Texas Tech		ABC	W			49	28
Sept. 20	NORTHERN ILLINOIS		ESPNU	W			52	14
Sept. 27	vs. Texas A&M**	NR/6	CBS		L	(OT)	28	35
Oct. 11	ALABAMA*	NR/7	ESPN2		L		13	14
Oct. 18	GEORGIA**	NR/10	SECN		L		32	45
Oct. 25	UAB (HC)		SECN	W			45	17
Nov. 1	at Mississippi State*	NR/1	ESPN2		L		10	17
Nov. 15	LSU*	NR/20	ESPN2	W			17	0
Nov. 22	OLE MISS*	NR/8	CBS	W			30	0
Nov. 28	at Missouri*	NR/17	CBS		L		14	21
Dec. 29	vs. Texas>		ESPN	W			31	7

* Southeastern Conference game

+ Little Rock, Ark.

^ Arlington, Texas

> 2014 AdvoCare V100 Texas Bowl (Houston, Texas)

2015 • (8-5, 5-3 SEC - 3rd/West)

Captains: Brandon Allen, Jonathan Williams, Brooks Ellis, JaMichael Winston

DATE	OPPONENT	UA/OPP RK	TV	W	L	T	UA	OPP
Sept. 5	UTEP	18/NR	ESPNU	W			48	13
Sept. 12	Toledo+	18/NR	SECN-Alt		L		12	16
Sept. 19	Texas Tech		ESPN2		L		24	35
Sept. 26	vs. Texas A&M**	NR/14	ESPN		L	(OT)	21	28
Oct. 3	at Tennessee*		ESPN2	W			24	20
Oct. 10	at Alabama*	NR/8	ESPN		L		14	27
Oct. 24	Auburn*		SECN	W		(4 OT)	54	46
Oct. 31	UT Martin		SECN	W			63	28
Nov. 7	at Ole Miss*	NR/18	CBS		W	(OT)	53	52
Nov. 14	at LSU*	NR/9	ESPN	W			31	14
Nov. 21	Mississippi State*		ESPN		L		50	51
Nov. 27	Missouri*		CBS	W			28	3
Jan. 2	vs. Kansas State>		ESPN	W			45	23

* Southeastern Conference game

+ Little Rock, Ark.

^ Arlington, Texas

> 2016 Autozone Liberty Bowl (Memphis, Tenn)

2016 • (7-6, 3-5 SEC - T-5th/West)

Captains: Brooks Ellis, Dan Skipper, Kody Walker, Deatrich Wise Jr.

DATE	OPPONENT	UA/OPP RK	TV	W	L	T	UA	OPP
Sept. 3	LOUISIANA TECH		SECN	W			21	20
Sept. 10	at TCU	NR/15	ESPN		W	(2 OT)	41	38
Sept. 17	TEXAS STATE	24/NR	SECN-Alt	W			42	3
Sept. 24	vs. Texas A&M**	17/10	ESPN		L		24	45
Oct. 1	ALCORN STATE+	20/NR	SECN-Alt	W			52	10
Oct. 8	ALABAMA*	16/1	ESPN		L		30	49
Oct. 15	OLE MISS*	22/12	ESPN	W			34	30
Oct. 22	at Auburn*	17/21	ESPN		L		3	56
Nov. 5	FLORIDA*	NR/11	CBS	W			31	10
Nov. 12	LSU*	25/24	ESPN		L		10	38
Nov. 18	at Mississippi State*		ESPNU	W			58	42
Nov. 25	at Missouri*		CBS		L		24	28
Dec. 29	vs. Virginia Tech>	NR/22	ESPN		L		24	35

* Southeastern Conference game

+ Little Rock, Ark.

^ Arlington, Texas

> 2016 Belk Bowl (Charlotte, N.C.)

2017 • (4-8, 1-7 SEC - 7th/West)

Captains: Austin Allen, Frank Ragnow, Santos Ramirez, Kevin Richardson II

DATE	OPPONENT	UA/OPP RK	TV	W	L	T	UA	OPP
Aug. 31	FLORIDA A&M+		SECN	W			49	7
Sept. 9	TCU	NR/23	CBS		L		7	28
Sept. 23	Texas A&M**		ESPN		L	(OT)	43	50
Sept. 30	NEW MEXICO STATE		SECN	W			42	24
Oct. 7	at South Carolina*		SECN		L		22	48
Oct. 14	at Alabama*	NR/1	ESPN		L		9	41
Oct. 21	AUBURN*	NR/21	SECN		L		20	52
Oct. 28	at Ole Miss*		SECN	W			38	37
Nov. 4	COASTAL CAROLINA		SECN-Alt	W			39	38
Nov. 11	at LSU*	NR/24	ESPN		L		10	33
Nov. 18	MISSISSIPPI STATE*	NR/16	CBS		L		21	28
Nov. 24	MISSOURI*		CBS		L		45	48

* Southeastern Conference game

+ Little Rock, Ark.

^ Arlington, Texas

AGAINST ALL OPPONENTS



ALL-TIME RECORDS

In Season Openers	124 (97-23-4, .798)
On Homecoming	96 (59-33-4, .635)

OPPONENT	W	L	T	FIRST MTG	LAST MTG
Abilene Christian	1	0	0	1948	1948
Air Force	1	0	0	1975	1975
Alabama	8	20	0	1961*	2017
Alabama-Birmingham	1	0	0	2014	2014
Alcorn State	1	0	0	2016	2016
Arkansas A&M	1	0	0	1944	1944
Arizona State	2	0	0	1951	1985*
Auburn	11	15	1	1984*	2017
Austin College	2	0	0	1913	1927
Barksdale Field	1	0	0	1945	1945
Baylor	35	33	2	1904	1991
Boise State	2	0	0	2000	2002
California	1	0	0	1971	1971
Camp Pike	0	1	0	1918	1918
Centenary	3	1	2	1926	1933*
Central Arkansas	2	0	0	1923	1926
Central Florida	1	0	0	2001	2001
Central Missouri State	1	0	0	1917	1917
Central Oklahoma St.	1	0	0	1937	1937
Chattanooga	1	0	0	2007	2007
Chicago	0	0	1	1931	1931
Chiloco College	1	1	0	1905	1906
The Citadel	0	1	0	1992	1992
Coastal Carolina	1	0	0	2017	2017
College of the Ozarks	8	0	0	1927	1935
Colorado State	3	0	0	1974	1990
Dallas Medics	0	1	0	1904	1904
Detroit	2	0	0	1941	1942
Drury College	13	5	2	1896	1923
Duke	0	1	0	1960*	1960*
East Carolina	1	0	0	2009*	2009*
East Central Oklahoma	4	0	0	1929	1941
East Texas State	1	0	0	1948	1948
Eastern Michigan	1	0	0	2009	2009
Fairmont College	2	0	0	1904	1909
Florida	2	9	0	1982*	2016
Florida A&M	1	0	0	2017	2017
Florida International	1	0	0	2007	2007
Fordham	0	1	0	1940	1940
Ft. Scott (Kan.) High	2	2	0	1898	1904
Ft. Smith (Ark.) High	8	0	0	1894	1904
George Washington	0	1	1	1936	1937
Georgia	4	10	0	1968*	2014
Georgia Tech	1	1	0	1954*	1959*
Hardin-Simmons	3	0	0	1956	1962
Haskell College	1	0	1	1907	1908
Hawaii	1	0	0	1987	1987

OPPONENT	W	L	T	FIRST MTG	LAST MTG
Henderson State	6	0	0	1908	1929
Hendrix College	15	0	2	1911	1933
Houston	12	6	0	1952	1991
Iowa	0	1	0	1925	1925
Iowa State	1	0	0	1973	1973
Jacksonville State	1	0	0	2012	2012
Joplin (Mo.) High	1	0	1	1899	1901
Kansas	0	2	0	1905	1906
Kansas City Medics	1	1	0	1901	1905
Kansas State	2	3	0	1910	2015*
Kentucky	3	4	0	1998	2012
Kingfisher College	1	0	0	1902	1902
Little Rock (Ark.) High	0	1	0	1901	1901
Louisiana	5	0	0	1991	2013
Louisiana-Monroe	9	1	0	1996	2012
Louisiana Tech	4	0	0	1901	2016
LSU	22	39	2	1901	2017
Memphis	2	3	0	1992	1998
Miami (Fla.)	0	3	0	1987	1991
Michigan	0	1	0	1998*	1998*
Middle Tennessee	1	0	0	1999	1999
Minnesota	0	1	0	2002*	2002*
Mississippi State	16	11	1	1916	2017
Missouri	3	6	0	1906	2017
Missouri State	7	0	0	1911	2011
Missouri-Rolla	15	4	0	1902	1943
Monticello Navy	0	1	0	1943	1943
Navy	2	0	0	1982	1984
Nebraska	1	0	0	1964*	1964*
Neosho (Mo.) High	1	0	0	1902	1902
New Mexico	3	0	0	1983	2011
New Mexico State	6	0	0	1977	2017
Nicholls	1	0	0	2014	2014
Northeastern (Okla.) St.	1	0	0	1924	1924
Norman Navy	0	1	0	1944	1944
North Carolina	0	2	0	1981*	1995*
Northern Illinois	2	0	0	1994	2014
North Texas	9	0	0	1947	2007
Northwestern	1	0	0	1981	1981
Northwestern (La.) St.	3	0	0	1946	1961
Ohio State	0	1	0	2010*	2010*
Oklahoma	4	9	1	1899	2001*
Oklahoma Baptist	2	1	0	1925	1933
Oklahoma Mines	1	0	0	1916	1916
Oklahoma State	30	15	1	1912	1980
Ole Miss	36	27	1	1908	2017
Ouachita College	6	2	1	1897	1923

OPPONENT	W	L	T	FIRST MTG	LAST MTG
Pacific	1	0	0	1988	1988
Phillips College	4	0	1	1920	1925
Pierce City College	1	2	0	1900	1902
Pittsburg (Kan.) State	4	0	0	1908	1936
Rhodes College	1	0	0	1928	1928
Rice	35	29	3	1919	1991
Rutgers	0	2	0	2012	2013
Saint Louis	1	2	1	1907	1915
Samford	1	0	0	2013	2013
Santa Clara	0	2	0	1938	1951
South Carolina	13	10	0	1992	2017
South Florida	1	0	0	2002	2002
SE Missouri State	2	0	0	1906	2006
Southern California	1	4	0	1972	2006
Southern Methodist	37	31	5	1920	1999
Southern Miss	1	0	0	2013	2013
Stanford	0	1	0	1970	1970
State College of Missouri	0	2	0	1902	1903
Tahlequah Seminary	1	0	0	1902	1902
Tennessee	5	13	0	1907	2015
Tennessee-Martin	1	0	0	2015	2015
Tennessee Tech	1	0	0	2010	2010
Texas	22	56	0	1894	2014*
Texas A&M	41	30	3	1903	2017
TCU	44	24	2	1920	2017
Texas-El Paso	3	0	0	1989	2015
Texas Southwestern	2	0	1	1910	1912
Texas Tech	29	8	0	1957	2015
Texas State	1	0	0	2016	2016
Toledo	0	1	0	2015	2015
Transylvania (Ky.)	0	1	0	1905	1905
Troy	4	0	0	2002	2011
Tulane	3	0	0	1906	1980*
Tulsa	55	14	3	1899	2012
UCLA	0	1	1	1978*	1988*
UNLV	1	1	0	2000*	2001
Utah State	3	0	0	1975	2006
Vanderbilt	7	2	0	1949	2011
Villanova	0	1	0	1939	1939
Virginia Tech	0	1	0	2016*	2016*
Washington (Mo.)	4	1	0	1905	1912
Webb City (Mo.) High	1	0	0	1900	1900
Weber State	1	0	0	2001	2001
Western Illinois	1	0	0	2008	2008
Wichita State	6	0	0	1904	1980
William & Mary	1	2	0	1947*	1949
Wisconsin	0	2	0	1912	2006

* Bowl game

AGAINST 2018 OPPONENTS



COLORADO STATE

Arkansas leads the series 3-0

DATE	UA/OPP RANK	SITE	RESULT
Oct. 26, 1974		Little Rock, Ark.	W, 43-9
Sept. 15, 1979	17/NR	Little Rock, Ark.	W, 36-3
Sept. 29, 1990	23/NR	Little Rock, Ark.	W, 31-20

NORTH TEXAS

Arkansas leads the series 9-0

DATE	UA/OPP RANK	SITE	RESULT
Sept. 27, 1947		Little Rock, Ark.	W, 12-0
Sept. 24, 1949		Little Rock, Ark.	W, 33-19
Sept. 30, 1950		Fayetteville, Ark.	W, 50-6
Oct. 23, 1965	1/NR	Little Rock, Ark.	W, 55-20
Oct. 26, 1968	16/NR	Little Rock, Ark.	W, 17-15
Oct. 23, 1971	9/NR	Fayetteville, Ark.	W, 60-21
Oct. 28, 1972	18/NR	Little Rock, Ark.	W, 42-16
Sept. 20, 2003	14/NR	Little Rock, Ark.	W, 31-7
Sept. 29, 2007		Fayetteville, Ark.	W, 66-7

AUBURN

Auburn leads the series 15-11-1

DATE	UA/OPP RANK	SITE	RESULT
Dec. 27, 1984	NR/11	Memphis, Tenn.	L, 21-15
Oct. 31, 1992		Auburn, Ala.	T, 24-24
Oct. 30, 1993		Fayetteville, Ark.	L, 31-21
Oct. 29, 1994	NR/4	Auburn, Ala.	L, 31-14
Oct. 28, 1995	NR/11	Little Rock, Ark.	W, 30-28
Nov. 2, 1996		Auburn, Ala.	L, 28-7
Oct. 25, 1997	NR/11	Fayetteville, Ark.	L, 26-21
Oct. 31, 1998	14/NR	Auburn, Ala.	W, 24-21
Oct. 30, 1999		Fayetteville, Ark.	W, 34-10
Oct. 28, 2000	NR/25	Auburn, Ala.	L, 21-19
Oct. 27, 2001	NR/17	Fayetteville, Ark.	W, 42-17
Oct. 12, 2002	NR/24	Auburn, Ala.	W, 38-17
Oct. 11, 2003	7/NR	Fayetteville, Ark.	L, 10-3
Oct. 16, 2004	NR/4	Auburn, Ala.	L, 38-20
Oct. 15, 2005	NR/21	Fayetteville, Ark.	L, 34-17
Oct. 7, 2006	NR/2	Auburn, Ala.	W, 27-10
Oct. 13, 2007	NR/22	Fayetteville, Ark.	L, 9-7
Oct. 11, 2008	NR/20	Auburn, Ala.	W, 25-22
Oct. 10, 2009	NR/17	Fayetteville, Ark.	W, 44-23
Oct. 16, 2010	12/7	Auburn, Ala.	L, 65-43
Oct. 8, 2011	10/15	Fayetteville, Ark.	W, 38-14
Oct. 6, 2012		Auburn, Ala.	W, 24-7
Nov. 2, 2013	NR/8	Fayetteville, Ark.	L, 35-17
Aug. 30, 2014	NR/6	Auburn, Ala.	L, 45-21
Oct. 24, 2015		Fayetteville, Ark.	W, 54-46 (40T)
Oct. 22, 2016	17/21	Auburn, Ala.	L, 56-3
Oct. 21, 2017	NR/21	Fayetteville, Ark.	L, 52-20

TEXAS A&M

Arkansas leads the series 41-30-3

DATE	UA/OPP RANK	SITE	RESULT
Oct. 31, 1903		Arlington, Texas	L, 6-0
Oct. 29, 1910		Fayetteville, Ark.	W, 5-0
Oct. 18, 1912		Dallas, Texas	L, 27-0
Oct. 15, 1927		College Station, Texas	L, 40-6
Oct. 29, 1928		Fayetteville, Ark.	W, 27-12
Oct. 26, 1929		College Station, Texas	W, 14-13
Oct. 25, 1930		Little Rock, Ark.	W, 13-0
Nov. 3, 1934		College Station, Texas	T, 7-7
Nov. 2, 1935		Little Rock, Ark.	W, 14-7
Oct. 31, 1936		College Station, Texas	W, 18-0
Oct. 30, 1937	20/NR	Fayetteville, Ark.	W, 26-13
Oct. 29, 1938		College Station, Texas	L, 13-7
Nov. 4, 1939	NR/5	Fayetteville, Ark.	L, 27-0
Nov. 2, 1940	NR/5	College Station, Texas	L, 17-0
Nov. 1, 1941	NR/5	Little Rock, Ark.	L, 7-0
Oct. 31, 1942		College Station, Texas	L, 41-0

Oct. 30, 1943	NR/19	Fayetteville, Ark.	L, 13-0
Nov. 4, 1944		College Station, Texas	W, 7-6
Nov. 3, 1945		Fayetteville, Ark.	L, 34-0
Nov. 2, 1946		College Station, Texas	W, 7-0
Nov. 1, 1947		Fayetteville, Ark.	T, 21-21
Oct. 30, 1948		College Station, Texas	W, 28-6
Oct. 29, 1949		Fayetteville, Ark.	W, 27-6
Nov. 4, 1950		College Station, Texas	L, 42-13
Nov. 3, 1951	NR/18	Fayetteville, Ark.	W, 33-21
Nov. 1, 1952		College Station, Texas	L, 31-12
Oct. 31, 1953		Little Rock, Ark.	W, 41-14
Oct. 30, 1954	4/NR	College Station, Texas	W, 14-7
Oct. 29, 1955	NR/11	Fayetteville, Ark.	T, 7-7
Nov. 3, 1956		College Station, Texas	L, 27-0
Nov. 2, 1957	11/1	Fayetteville, Ark.	L, 7-6
Nov. 1, 1958		College Station, Texas	W, 21-8
Oct. 31, 1959	17/NR	Fayetteville, Ark.	W, 12-7
Oct. 29, 1960	12/NR	College Station, Texas	W, 7-3
Nov. 4, 1961	22/NR	Fayetteville, Ark.	W, 15-8
Nov. 3, 1962	8/NR	College Station, Texas	W, 17-7
Nov. 2, 1963	11/NR	Little Rock, Ark.	W, 21-7
Oct. 31, 1964	4/NR	College Station, Texas	W, 17-0
Oct. 30, 1965	2/NR	Little Rock, Ark.	W, 31-0
Oct. 29, 1966	9/21	College Station, Texas	W, 34-0
Nov. 4, 1967		Fayetteville, Ark.	L, 33-21
Nov. 2, 1968	17/NR	College Station, Texas	W, 25-22
Nov. 1, 1969	4/NR	Fayetteville, Ark.	W, 35-13
Oct. 31, 1970	8/NR	College Station, Texas	W, 45-6
Oct. 30, 1971	8/NR	Little Rock, Ark.	L, 17-9
Nov. 4, 1972	20/NR	College Station, Texas	L, 10-7
Nov. 3, 1973		Fayetteville, Ark.	W, 14-10
Nov. 2, 1974	NR/8	College Station, Texas	L, 20-10
Dec. 6, 1975	18/2	Little Rock, Ark.	W, 31-6
Nov. 13, 1976	13/16	Little Rock, Ark.	L, 31-10
Nov. 12, 1977	8/11	College Station, Texas	W, 26-20
Nov. 18, 1978	13/NR	Little Rock, Ark.	W, 26-7
Nov. 17, 1979	8/NR	College Station, Texas	W, 22-10
Nov. 15, 1980		Fayetteville, Ark.	W, 27-24
Nov. 14, 1981	16/NR	College Station, Texas	W, 10-7
Nov. 13, 1982	10/NR	Little Rock, Ark.	W, 35-0
Nov. 12, 1983		College Station, Texas	L, 36-23
Nov. 17, 1984		Fayetteville, Ark.	W, 28-0
Nov. 16, 1985	9/NR	College Station, Texas	L, 10-6
Nov. 15, 1986	17/7	Little Rock, Ark.	W, 14-10
Nov. 14, 1987	20/19	College Station, Texas	L, 14-0
Nov. 12, 1988	11/NR	Fayetteville, Ark.	W, 25-20
Nov. 24, 1989	9/14	College Station, Texas	W, 23-22
Nov. 17, 1990		Fayetteville, Ark.	L, 20-16
Nov. 16, 1991	NR/13	College Station, Texas	L, 13-3
Oct. 3, 2009		Arlington, Texas	W, 47-19
Oct. 9, 2010	11/NR	Arlington, Texas	W, 24-17
Oct. 1, 2011	18/14	Arlington, Texas	W, 42-38
Sept. 29, 2012		College Station, Texas	L, 58-10
Sept. 28, 2013	NR/10	Fayetteville, Ark.	L, 45-33
Sept. 27, 2014	NR/6	Arlington, Texas	L, 35-28 (OT)
Sept. 26, 2015	NR/14	Arlington, Texas	L, 28-21 (OT)
Sept. 24, 2016	17/10	Arlington, Texas	L, 45-24
Sept. 23, 2017		Arlington, Texas	L, 50-43 (OT)

ALABAMA

Alabama leads the series 20-8

DATE	UA/OPP RANK	SITE	RESULT
Jan. 1, 1961	9/1	New Orleans, La.	L, 10-3
Jan. 1, 1980	6/2	New Orleans, La.	L, 24-9
Sept. 19, 1992	NR/9	Little Rock, Ark.	L, 38-11
Sept. 18, 1993	NR/2	Tuscaloosa, Ala.	W, 3-43@
Sept. 17, 1994	NR/12	Fayetteville, Ark.	L, 13-6
Sept. 16, 1995	NR/13	Tuscaloosa, Ala.	W, 20-19
Sept. 21, 1996	NR/13	Little Rock, Ark.	L, 17-7
Sept. 20, 1997	NR/11	Tuscaloosa, Ala.	W, 17-16
Sept. 26, 1998	NR/22	Fayetteville, Ark.	W, 42-6
Sept. 25, 1999	14/NR	Tuscaloosa, Ala.	L, 35-28
Sept. 23, 2000		Fayetteville, Ark.	W, 28-21

Sept. 22, 2001		Tuscaloosa, Ala.	L, 31-10
Sept. 28, 2002		Fayetteville, Ark.	L, 30-12
Sept. 27, 2003	9/NR	Tuscaloosa, Ala.	W, 34-31 (2 OT)
Sept. 25, 2004		Fayetteville, Ark.	W, 27-10
Sept. 24, 2005		Tuscaloosa, Ala.	L, 24-13^
Sept. 23, 2006	NR/22	Fayetteville, Ark.	W, 24-23 (2 OT)
Sept. 15, 2007	16/NR	Tuscaloosa, Ala.	L, 41-38^
Sept. 20, 2008	NR/9	Fayetteville, Ark.	L, 49-14
Sept. 26, 2009	NR/3	Tuscaloosa, Ala.	L, 35-7
Sept. 25, 2010	10/1	Fayetteville, Ark.	L, 24-20
Sept. 24, 2011	14/3	Tuscaloosa, Ala.	L, 38-14
Sept. 15, 2012	NR/1	Fayetteville, Ark.	L, 52-0
Oct. 19, 2013	NR/1	Tuscaloosa, Ala.	L, 52-0
Oct. 11, 2014	NR/7	Fayetteville, Ark.	L, 14-13
Oct. 10, 2015	NR/8	Tuscaloosa, Ala.	L, 27-14
Oct. 8, 2016	16/1	Fayetteville, Ark.	L, 49-30
Oct. 14, 2017	NR/1	Tuscaloosa, Ala.	L, 41-9

@ Arkansas victory by NCAA-imposed forfeit

*Win vacated due to NCAA Committee on Infractions penalty

OLE MISS

Arkansas leads the series 36-27-1

DATE	UA/OPP RANK	SITE	RESULT
Oct. 10, 1908		Fayetteville, Ark.	W, 33-0
Nov. 15, 1913		Little Rock, Ark.	L, 21-10
Nov. 14, 1914		Little Rock, Ark.	W, 1-0
Oct. 25, 1924		Little Rock, Ark.	W, 20-0
Oct. 2, 1926		Fayetteville, Ark.	W, 21-6
Sept. 29, 1928		Oxford, Miss.	L, 25-0
Nov. 13, 1937	20/NR	Memphis, Tenn.	W, 32-6
Nov. 16, 1938		Memphis, Tenn.	L, 20-14
Oct. 26, 1940		Memphis, Tenn.	W, 21-20
Nov. 22, 1941		Memphis, Tenn.	L, 18-0
Oct. 24, 1942		Memphis, Tenn.	W, 7-6
Oct. 28, 1944		Memphis, Tenn.	W, 26-18
Oct. 27, 1945		Memphis, Tenn.	W, 19-0
Oct. 26, 1946		Memphis, Tenn.	L, 9-7
Oct. 25, 1947		Memphis, Tenn.	W, 19-14
Oct. 25, 1952		Little Rock, Ark.	L, 34-7
Oct. 24, 1953		Memphis, Tenn.	L, 28-0
Oct. 23, 1954	7/5	Little Rock, Ark.	W, 6-0
Oct. 22, 1955		Oxford, Miss.	L, 17-7
Oct. 27, 1956		Little Rock, Ark.	W, 14-0
Oct. 26, 1957	NR/6	Memphis, Tenn.	W, 12-6
Oct. 25, 1958	NR/6	Little Rock, Ark.	L, 14-12
Oct. 24, 1959	10/4	Memphis, Tenn.	L, 28-0
Oct. 22, 1960	14/2	Little Rock, Ark.	L, 10-7
Sept. 23, 1961	12/9	Jackson, Miss.	L, 16-0
Jan. 1, 1963	6/3	New Orleans, La.	L, 17-13
Jan. 1, 1970	3/13	New Orleans, La.	L, 27-22
Sept. 26, 1981		Jackson, Miss.	W, 27-13
Sept. 25, 1982	9/NR	Little Rock, Ark.	W, 14-12
Sept. 24, 1983		Jackson, Miss.	L, 13-10
Sept. 15, 1984		Little Rock, Ark.	T, 14-14
Sept. 14, 1985	14/NR	Jackson, Miss.	W, 24-19
Sept. 13, 1986	18/NR	Little Rock, Ark.	W, 21-0
Sept. 12, 1987	13/NR	Jackson, Miss.	W, 31-10
Sept. 17, 1988		Little Rock, Ark.	W, 21-13
Sept. 23, 1989	8/NR	Jackson, Miss.	W, 24-17
Sept. 22, 1990	13/NR	Little Rock, Ark.	L, 21-17
Sept. 28, 1991		Jackson, Miss.	L, 24-17
Oct. 17, 1992		Little Rock, Ark.	L, 17-3
Oct. 16, 1993		Jackson, Miss.	L, 19-0
Oct. 15, 1994		Fayetteville, Ark.	W, 31-7
Oct. 14, 1995		Memphis, Tenn.	W, 13-6
Nov. 9, 1996		Fayetteville, Ark.	W, 13-7
Nov. 6, 1997		Oxford, Miss.	L, 19-9
Nov. 7, 1998	11/NR	Fayetteville, Ark.	W, 34-0
Nov. 6, 1999	NR/23	Oxford, Miss.	L, 38-16
Nov. 4, 2000		Fayetteville, Ark.	L, 38-24
Nov. 3, 2001		Oxford, Miss.	W, 58-56 (7OT)
Oct. 26, 2002		Fayetteville, Ark.	W, 48-28
Oct. 25, 2003	21/NR	Oxford, Miss.	L, 19-7

AGAINST 2018 OPPONENTS



Nov. 13, 2004	Fayetteville, Ark.	W, 35-3
Nov. 12, 2005	Oxford, Miss.	W, 28-17
Oct. 21, 2006	15/NR Fayetteville, Ark.	W, 38-3
Oct. 20, 2007	Oxford, Miss.	W, 44-8
Oct. 25, 2008	Fayetteville, Ark.	L, 23-21
Oct. 24, 2009	Oxford, Miss.	L, 30-17
Oct. 23, 2010	21/NR Fayetteville, Ark.	W, 38-24
Oct. 22, 2011	10/NR Oxford, Miss.	W, 29-24
Oct. 27, 2012	Little Rock, Ark.	L, 30-27
Nov. 9, 2013	Oxford, Miss.	L, 34-24
Nov. 22, 2014	NR/8 Fayetteville, Ark.	W, 30-0
Nov. 7, 2015	NR/18 Oxford, Miss.	W, 53-52 (OT)
Oct. 15, 2016	22/12 Fayetteville, Ark.	W, 34-30
Oct. 28, 2017	Oxford, Miss.	W, 38-37

TULSA

Arkansas leads the series 55-14-3

DATE	UA/OPP RANK	SITE	RESULT
Oct. 28, 1899		Fayetteville, Ark.	W, 11-0
Nov. 3, 1899		Tulsa, Okla.	T, 0-0
Nov. 9, 1901		Fayetteville, Ark.	W, 48-0
Oct. 22, 1902		Tulsa, Okla.	W, 33-0
Oct. 27, 1917		Fayetteville, Ark.	W, 19-7
Oct. 26, 1918		Fayetteville, Ark.	W, 23-6
Nov. 1, 1919		Fayetteville, Ark.	L, 63-7
Nov. 4, 1922		Fayetteville, Ark.	W, 1-0
Nov. 26, 1925		Tulsa, Okla.	W, 20-7
Nov. 25, 1926		Tulsa, Okla.	L, 14-7
Oct. 4, 1930		Tulsa, Okla.	L, 26-6
Nov. 30, 1933		Tulsa, Okla.	L, 7-0
Nov. 29, 1934		Tulsa, Okla.	T, 7-7
Nov. 28, 1935		Tulsa, Okla.	W, 14-7
Nov. 26, 1936		Tulsa, Okla.	W, 23-13
Nov. 25, 1937		Tulsa, Okla.	W, 28-7
Nov. 24, 1938		Tulsa, Okla.	T, 6-6
Nov. 30, 1939		Tulsa, Okla.	W, 23-0
Nov. 28, 1940		Tulsa, Okla.	W, 27-21
Nov. 27, 1941		Tulsa, Okla.	W, 13-6
Nov. 26, 1942	NR/6	Tulsa, Okla.	L, 40-7
Nov. 25, 1943	NR/20	Tulsa, Okla.	L, 61-0
Nov. 23, 1944		Tulsa, Okla.	L, 33-2
Nov. 23, 1945	NR/17	Tulsa, Okla.	W, 45-13
Nov. 28, 1946	10/NR	Tulsa, Okla.	L, 14-13
Nov. 27, 1947		Tulsa, Okla.	W, 27-13
Nov. 20, 1948		Little Rock, Ark.	W, 55-18
Nov. 26, 1949		Fayetteville, Ark.	W, 40-7
Nov. 23, 1950		Tulsa, Okla.	L, 28-13
Nov. 24, 1951		Little Rock, Ark.	W, 24-7
Nov. 22, 1952		Tulsa, Okla.	L, 44-34
Nov. 28, 1953		Fayetteville, Ark.	W, 27-7
Sept. 25, 1954		Fayetteville, Ark.	W, 41-0
Sept. 17, 1955		Fayetteville, Ark.	W, 21-6
Sept. 28, 1957		Fayetteville, Ark.	W, 41-14
Sept. 27, 1958		Fayetteville, Ark.	L, 27-14
Sept. 19, 1959		Fayetteville, Ark.	W, 28-0
Sept. 24, 1960		Fayetteville, Ark.	W, 48-7
Sept. 30, 1961		Fayetteville, Ark.	W, 6-0
Sept. 29, 1962	11/NR	Fayetteville, Ark.	W, 42-14
Oct. 26, 1963	11/NR	Fayetteville, Ark.	W, 56-7
Sept. 26, 1964	11/NR	Fayetteville, Ark.	W, 31-22
Sept. 25, 1965	5/NR	Fayetteville, Ark.	W, 20-12
Sept. 24, 1966	6/NR	Fayetteville, Ark.	W, 27-8
Sept. 30, 1967		Fayetteville, Ark.	L, 14-12
Sept. 28, 1968		Fayetteville, Ark.	W, 56-13
Sept. 27, 1969	3/NR	Fayetteville, Ark.	W, 55-0
Sept. 26, 1970	12/NR	Fayetteville, Ark.	W, 26-7
Sept. 25, 1971	7/NR	Fayetteville, Ark.	L, 21-20
Sept. 30, 1972		Fayetteville, Ark.	W, 21-20
Oct. 27, 1973		Little Rock, Ark.	W, 20-6
Sept. 28, 1974		Fayetteville, Ark.	W, 60-0
Sept. 27, 1975		Fayetteville, Ark.	W, 31-15
Sept. 25, 1976	12/NR	Fayetteville, Ark.	L, 9-3
Sept. 24, 1977	16/NR	Fayetteville, Ark.	W, 37-3

Sept. 30, 1978	2/NR	Fayetteville, Ark.	W, 21-13
Sept. 29, 1979	13/11	Fayetteville, Ark.	W, 33-8
Sept. 27, 1980	15/NR	Fayetteville, Ark.	W, 13-10
Sept. 12, 1981		Fayetteville, Ark.	W, 14-10
Sept. 11, 1982	13/NR	Fayetteville, Ark.	W, 38-0
Sept. 10, 1983		Fayetteville, Ark.	W, 17-14
Sept. 22, 1984		Fayetteville, Ark.	W, 18-9
Sept. 21, 1985	14/NR	Little Rock, Ark.	W, 24-0
Sept. 20, 1986	12/NR	Fayetteville, Ark.	W, 34-17
Sept. 19, 1987	12/NR	Fayetteville, Ark.	W, 30-15
Sept. 10, 1988		Fayetteville, Ark.	W, 30-26
Sept. 16, 1989	9/NR	Fayetteville, Ark.	W, 26-7
Sept. 15, 1990	15/NR	Fayetteville, Ark.	W, 28-3
Nov. 13, 1993		Fayetteville, Ark.	W, 24-11
Sept. 6, 2003		Fayetteville, Ark.	W, 45-13
Nov. 1, 2008	NR/19	Fayetteville, Ark.	W, 30-23
Nov. 3, 2012		Fayetteville, Ark.	W, 19-15

VANDERBILT

Arkansas leads the series 7-2

DATE	UA/OPP RANK	SITE	RESULT
Oct. 22, 1949		Nashville, Tenn.	W, 7-6
Oct. 28, 1950		Little Rock, Ark.	L, 14-13
Sept. 16, 1978	2/NR	Little Rock, Ark.	W, 48-17
Oct. 1, 1994		Little Rock, Ark.	W, 42-6
Sept. 30, 1995	23/NR	Nashville, Tenn.	W, 35-7
Sept. 10, 2005		Fayetteville, Ark.	L, 28-24
Sept. 16, 2006		Nashville, Tenn.	W, 21-19
Oct. 30, 2010	19/NR	Fayetteville, Ark.	W, 49-14
Oct. 29, 2011	8/NR	Nashville, Tenn.	W, 31-28

LSU

LSU leads the series 39-22-2

DATE	UA/OPP RANK	SITE	RESULT
Nov. 22, 1901		Baton Rouge, La.	L, 15-0
Nov. 30, 1906		Baton Rouge, La.	T, 6-6
Nov. 9, 1907		Little Rock, Ark.	L, 17-12
Nov. 26, 1908		Little Rock, Ark.	L, 36-4
Nov. 13, 1909		Memphis, Tenn.	W, 16-0
Nov. 24, 1910		Little Rock, Ark.	W, 51-0
Nov. 23, 1911		Little Rock, Ark.	W, 11-0
Nov. 9, 1912		Little Rock, Ark.	L, 7-6
Nov. 8, 1913		Shreveport, La.	L, 12-7
Nov. 7, 1914		Shreveport, La.	W, 20-12
Nov. 6, 1915		Shreveport, La.	L, 13-7
Nov. 4, 1916		Shreveport, La.	L, 17-7
Nov. 3, 1917		Shreveport, La.	W, 14-0
Oct. 25, 1919		Shreveport, La.	L, 20-0
Nov. 6, 1920		Shreveport, La.	L, 3-0
Nov. 5, 1921		Shreveport, La.	L, 10-7
Oct. 28, 1922		Shreveport, La.	W, 40-6
Oct. 27, 1923		Shreveport, La.	W, 26-13
Nov. 1, 1924		Shreveport, La.	W, 10-7
Oct. 31, 1925		Shreveport, La.	W, 12-0
Nov. 6, 1926		Shreveport, La.	L, 14-0
Oct. 29, 1927		Shreveport, La.	W, 28-0
Nov. 3, 1928		Shreveport, La.	W, 7-0
Nov. 2, 1929		Shreveport, La.	W, 32-0
Nov. 1, 1930		Shreveport, La.	L, 27-12
Oct. 24, 1931		Shreveport, La.	L, 13-6
Oct. 22, 1932		Shreveport, La.	L, 14-0
Oct. 21, 1933		Shreveport, La.	L, 20-0
Oct. 20, 1934		Shreveport, La.	L, 16-0
Oct. 19, 1935		Shreveport, La.	L, 13-7
Oct. 24, 1936	NR/13	Shreveport, La.	L, 19-7
Jan. 1, 1947	16/8	Dallas, Texas	T, 0-0
Nov. 21, 1953		Little Rock, Ark.	L, 9-8
Nov. 20, 1954	9/NR	Shreveport, La.	L, 7-6
Nov. 19, 1955		Little Rock, Ark.	L, 13-7
Nov. 24, 1956		Shreveport, La.	L, 21-7
Jan. 1, 1966	2/NR	Dallas, Texas	L, 14-7
Nov. 27, 1992		Fayetteville, Ark.	W, 30-6

Nov. 27, 1993		Baton Rouge, La.	W, 42-24
Nov. 26, 1994		Little Rock, Ark.	L, 30-12
Nov. 18, 1995	14/NR	Baton Rouge, La.	L, 28-0
Nov. 29, 1996	NR/19	Little Rock, Ark.	L, 17-7
Nov. 28, 1997	NR/17	Baton Rouge, La.	L, 31-21
Nov. 27, 1998	13/NR	Little Rock, Ark.	W, 41-14
Nov. 26, 1999	17/NR	Baton Rouge, La.	L, 35-10
Nov. 24, 2000	NR/24	Little Rock, Ark.	W, 14-3
Nov. 23, 2001	24/NR	Baton Rouge, La.	L, 41-38
Nov. 29, 2002	NR/18	Little Rock, Ark.	W, 21-20
Nov. 28, 2003	NR/3	Baton Rouge, La.	L, 55-24
Nov. 26, 2004	NR/14	Little Rock, Ark.	L, 43-14
Nov. 19, 2005	NR/3	Baton Rouge, La.	L, 19-17
Nov. 24, 2006	5/9	Little Rock, Ark.	L, 36-26
Nov. 23, 2007	NR/1	Baton Rouge, La.	W, 50-48 (3OT)
Nov. 28, 2008		Little Rock, Ark.	W, 31-30
Nov. 28, 2009	NR/17	Baton Rouge, La.	L, 33-30 (OT)
Nov. 27, 2010	12/6	Little Rock, Ark.	W, 31-23
Nov. 25, 2011	3/1	Baton Rouge, La.	L, 41-17
Nov. 23, 2012	NR/8	Fayetteville, Ark.	L, 20-13
Nov. 29, 2013	NR/15	Baton Rouge, La.	L, 31-27
Nov. 15, 2014	NR/20	Fayetteville, Ark.	W, 17-0
Nov. 14, 2015	NR/9	Baton Rouge, La.	W, 31-14
Nov. 12, 2016	25/24	Fayetteville, Ark.	L, 38-10
Nov. 11, 2017	NR/24	Baton Rouge, La.	L, 33-10

MISSISSIPPI STATE

Arkansas leads the series 16-11-1

DATE	UA/OPP RANK	SITE	RESULT
Nov. 25, 1916		Memphis, Tenn.	L, 20-7
Sept. 30, 1939		Memphis, Tenn.	L, 19-0
Nov. 7, 1992	NR/19	Starkville, Miss.	L, 10-3
Nov. 6, 1993		Little Rock, Ark.	T, 13-13
Nov. 5, 1994	NR/24	Starkville, Miss.	L, 17-7
Nov. 4, 1995		Little Rock, Ark.	W, 26-21 (OT)
Nov. 23, 1996		Starkville, Miss.	W, 16-13
Nov. 22, 1997	NR/14	Fayetteville, Ark.	W, 17-7
Nov. 21, 1998	9/NR	Starkville, Miss.	L, 22-21
Nov. 20, 1999	22/12	Little Rock, Ark.	W, 14-9
Nov. 18, 2000	NR/13	Starkville, Miss.	W, 17-10 (OT)
Nov. 17, 2001		Fayetteville, Ark.	W, 24-21
Nov. 23, 2002		Starkville, Miss.	W, 26-19
Nov. 22, 2003		Fayetteville, Ark.	W, 52-6
Nov. 20, 2004		Starkville, Miss.	W, 24-21
Nov. 10, 2005		Little Rock, Ark.	W, 44-10
Nov. 18, 2006	5/NR	Starkville, Miss.	W, 28-14
Nov. 17, 2007		Little Rock, Ark.	W, 45-31
Nov. 22, 2008		Starkville, Miss.	L, 31-28
Nov. 21, 2009		Little Rock, Ark.	W, 42-21
Nov. 20, 2010	13/22	Starkville, Miss.	W, 38-31 (2OT)
Nov. 19, 2011	6/NR	Little Rock, Ark.	W, 44-17
Nov. 17, 2012		Starkville, Miss.	L, 45-14
Nov. 23, 2013		Little Rock, Ark.	L, 24-17
Nov. 1, 2014		Starkville, Miss.	L, 17-10
Nov. 21, 2015		Fayetteville, Ark.	L, 51-50
Nov. 18, 2016		Starkville, Miss.	W, 58-42
Nov. 18, 2017	NR/16	Fayetteville, Ark.	L, 28-21

MISSOURI

Missouri leads the series 6-3

DATE	UA/OPP RANK	SITE	RESULT
Nov. 10, 1906		Columbia, Mo.	L, 11-0
Sept. 23, 1944		Columbia, Mo.	W, 7-6
Sept. 28, 1963	8/NR	Little Rock, Ark.	L, 7-6
Dec. 31, 2003		Shreveport, La.	W, 27-14
Jan. 1, 2008	25/7	Dallas, Texas	L, 38-7
Nov. 28, 2014	NR/17	Columbia, Mo.	L, 21-14
Nov. 27, 2015		Fayetteville, Ark.	W, 28-3
Nov. 25, 2016		Columbia, Mo.	L, 35-24
Nov. 24, 2017		Fayetteville, Ark.	L, 48-45

OVERTIME GAMES



ARKANSAS IN OVERTIME (12-7)

1996	at Mississippi State	W	16-13	OT
2000	at Mississippi State	W	17-10	OT
2001	at Ole Miss	W	58-56	7 OT
2002	at Tennessee	L	41-38	6 OT
2003	at Alabama	W	34-31	2 OT
2003	at Kentucky	W	71-63	7 OT
2006	Alabama	W	24-23	2 OT
2007	at LSU	W	50-48	3 OT
2009	at LSU	L	33-30	OT
2009	vs. East Carolina	W	20-17	OT
2010	at Mississippi State	W	38-31	2 OT
2012	ULM	L	34-31	OT
2013	Mississippi State	L	24-17	OT
2014	Texas A&M	L	35-28	OT
2015	vs. Texas A&M	L	28-21	OT
2015	Auburn	W	54-46	4 OT
2015	at Ole Miss	W	53-52	OT
2016	at TCU	W	41-38	2OT
2017	Texas A&M	L	50-43	OT

On one of the most memorable plays in recent program history, **HUNTER HENRY** helped Arkansas convert for a first down on 4th-and-25 in overtime at Ole Miss in 2015. The Razorbacks scored two plays later and won the game with a two-point conversion.

ARKANSAS' NCAA RECORDS SET IN OVERTIME

- Longest games in NCAA history: seven overtimes (Arkansas at Kentucky, 2003; Arkansas at Ole Miss, 2001; and North Texas at FIU, 2006)
- Fourth-longest game in NCAA history: six overtimes (Arkansas at Tennessee, 2002)
- Most points scored in overtime: 47 at Kentucky, 2003
- Most points scored in overtime (both teams): 86, UA at Kentucky, 2003
- Most plays in an overtime game (both teams): 202, UA at Kentucky, 2003
- Second-most points scored in an overtime game (both teams): 134, UA at Kentucky, 2003

Arkansas 71, Kentucky 63 (7 OT) Nov. 1, 2003 • Lexington, Ky.

	10	20	30	40	10T	20T	30T	40T	50T	60T	70T	TOTAL
ARKANSAS	7	14	0	3	7	7	3	8	6	8	8	71
KENTUCKY	7	0	7	10	7	7	3	8	6	8	0	63

SCORING SUMMARY

1st - UA DeCori Birmingham 10 run (Chris Balseiro kick); UK Andrew Hopewell 6 blocked punt return (Taylor Begley kick)
 2nd - UA Richard Smith 26 pass from Matt Jones (Balseiro kick); UA Tom Crowder recovered blocked punt in end zone (Balseiro kick)
 3rd - UK Alexis Bwenge 51 pass from Jared Lorenzen (Begley kick)
 4th - UK Begley 34 field goal; UA Balseiro 37 field goal; UK Chris Benard 13 pass from Lorenzen (Begley kick)
 1st OT - UA Mark Pierce 1 run (Balseiro kick); UK Bwenge 2 run (Begley kick)
 2nd OT - Bwenge 7 run (Begley kick); UA Jason Peters 7 pass from Matt Jones (Balseiro kick)
 3rd OT - UA Balseiro 25 field goal; UK Begley 24 field goal
 4th OT - Lorenzen 1 run (Derek Abney pass from Lorenzen); UA Jones 3 run (Pierce pass from Jones)
 5th OT - George Wilson 15 pass from Jones (pass failed); UK Lorenzen 2 run (pass failed)
 6th OT - Lorenzen 1 run (Tommy Cook pass from Lorenzen); UA Pierce 2 run (Wilson pass from Jones)
 7th OT - UA Birmingham 25 run (Peters pass from Jones)

	ARKANSAS	KENTUCKY
First Downs	29	29
Rushing	15	13
Passing	14	12
Penalty	0	4
Rushing Attempts-Net Yards	71-334	52-180
Net Yards Passing	271	326
Passing	28-17-0	51-28-1
Total Plays-Total Offense	99-605	103-506
Punts	6-34.3	7-40.0
Fumbles	5-2	2-1
Penalties	12-87	8-60
Possession Time	32:53	27:07
Third-Down Conversions	13-22	10-22
Fourth-Down Conversions	1-1	2-3
Sacks By: Number-Yards	2-13	2-17

INDIVIDUAL STATISTICS

RUSHING: UA - DeCori Birmingham 40-196; Matt Jones 15-112; Cedric Cobbs 9-46; Carlos Ousley 1-9; Mark Pierce 2-3; Steven Harris 1-(-15); Ryan Sorahan 3-(-17). UK - Alexis Bwenge 22-89; Jared Lorenzen 15-39; Draak Davis 5-35; Shane Boyd 4-17; Derek Abney 1-2; Ronald Johnson 1-1; Team 1-0; Keenan Burton 3-(-3).
PASSING: UA - Matt Jones 25-16-0, 260; Ryan Sorahan 3-1-0, 11. UK Jared Lorenzen 49-28-1, 326; Shane Boyd 2-0-0.
RECEIVING: UA - George Wilson 9-172; Richard Smith 5-69; Carlos Ousley 1-12; Jared Hicks 1-11; Jason Peters 1-7. UK Derek Abney 10-91; Chris Bernard 4-82; Tommy Cook 4-39; Draak Davis 4-13; Jeremi Drobney 2-25; Alexis Bwenge 1-51; Glenn Holt 1-17; Keenan Burton 1-7; Shane Boyd 1-1.

Arkansas 58, Ole Miss 56 (7 OT) Nov. 3, 2001 • Oxford, Miss.

	10	20	30	40	10T	20T	30T	40T	50T	60T	70T	TOTAL
ARKANSAS	0	7	3	7	7	0	6	6	6	8	8	58
OLE MISS	7	0	3	7	7	0	6	6	6	8	6	56

SCORING SUMMARY

1st - UM Joe Gunn 1 run (Nichols kick);
 2nd - UA Cedric Cobbs 2 run (O'Donohoe kick)
 3rd - UA Brennan O'Donohoe 45 field goal; UM Jonathon Nichols 32 field goal
 4th - UA Mark Pierce 2 run (O'Donohoe kick); UM Jason Armstead 3 pass from Eli Manning (Nichols kick)
 1st OT - UA Cobbs 16 run (O'Donohoe kick); UM Armstead 11 pass from Manning (Nichols kick)
 3rd OT - UA Matt Jones 25 run (rush failed); UM Gunn 1 run (pass failed)
 4th OT - UM Bill Flowers 21 pass from Manning (pass failed); UA George Wilson 24 pass from Jones (rush failed)
 5th OT - UA Jones 8 run (pass failed); UM Doug Zeigler 12 pass from Manning (pass failed)
 6th OT - UM Zeigler 15 pass from Manning (Charles Stackhouse run); UA Pierce 2 run (Peters pass from Jones)
 7th OT - UA Pierce 2 run (Birmingham pass from Jones); UM Armstead 3 pass from Manning (pass failed)

	ARKANSAS	OLE MISS
First Downs	32	28
Rushing	22	10
Passing	10	17
Penalty	0	1
Rushing Attempts-Net Yards	80-370	50-145
Net Yards Passing	161	312
Passing	26-12-1	42-27-0
Total Plays-Total Offense	106-531	92-457
Punts	5-37.6	5-36.2
Fumbles	1-1	1-1
Penalties	4-40	4-16
Possession Time	33:34	26:26
Third-Down Conversions	16-26	7-17
Fourth-Down Conversions	3-3	2-2
Sacks By: Number-Yards	1-3	0-0

INDIVIDUAL STATISTICS

RUSHING: UA - Fred Talley 23-113; Matt Jones 18-110; Cedric Cobbs 22-100; Mark Pierce 11-39; Zak Clark 2-5; DeCori Birmingham 4-3. UM - Joe Gunn 31-102; Robert Williams 5-34; Charles Stackhouse 8-27; Toward Sanford 1-0; Eli Manning 4-(-9).
PASSING: UA - Zak Clark 9-20-1, 100; Matt Jones 3-6-0, 61. UM - Eli Manning 27-42-0, 312.
RECEIVING: UA - George Wilson 8-105; Mark Pierce 2-19; Nathan Ball 1-23; Marcellus Poydras 1-0. UM - Bill Flowers 7-97; Doug Zeigler 5-102; Jason Armstead 5-27; Charles Stackhouse 4-40; Chris Collins 3-15; Omar Rayford 2-19; Robert Williams 1-2.

BOWL HISTORY



1934 DIXIE CLASSIC
Jan. 1, 1934
Dallas, Texas
Centenary, T 7-7




1947 COTTON BOWL
Jan. 1, 1947
Dallas, Texas
LSU, T 0-0



1948 DIXIE BOWL
Jan. 1, 1948
Birmingham, Ala.
William & Mary, W 21-19



1955 COTTON BOWL
Jan. 1, 1955
Dallas, Texas
Georgia Tech, L 14-6



1960 GATOR BOWL
Jan. 2, 1960
Jacksonville, Fla.
Georgia Tech, W 14-7



1961 COTTON BOWL
Jan. 1, 1961
Dallas, Texas
Duke, L 7-6



1962 SUGAR BOWL
Jan. 1, 1962
New Orleans, La.
Alabama, L 10-3



1963 SUGAR BOWL
Jan. 1, 1963
New Orleans, La.
Ole Miss, L 17-13



1965 COTTON BOWL
Jan. 1, 1965
Dallas, Texas
Nebraska, W 10-7



1966 COTTON BOWL
Jan. 1, 1966
Dallas, Texas
LSU, L 14-7




1969 SUGAR BOWL
Jan. 1, 1969
New Orleans, La.
Georgia, W 16-2



1970 SUGAR BOWL
Jan. 1, 1970
New Orleans, La.
Ole Miss, L 27-22



1971 LIBERTY BOWL
Dec. 20, 1971
Memphis, Tenn.
Tennessee, L 14-13



1976 COTTON BOWL
Jan. 1, 1976
Dallas, Texas
Georgia, W 31-10



1978 ORANGE BOWL
Jan. 2, 1978
Miami, Fla.
Oklahoma, W 31-6



1978 FIESTA BOWL
Dec. 25, 1978
Tempe, Ariz.
UCLA, T 10-10




1980 SUGAR BOWL
Jan. 1, 1980
New Orleans, La.
Alabama, L 24-9




1980 HALL OF FAME BOWL
Dec. 27, 1980
Birmingham, Ala.
Tulane, W 34-15



1981 GATOR BOWL
Dec. 28, 1981
Jacksonville, Fla.
North Carolina, L 31-27



1982 BLUEBONNET BOWL
Dec. 31, 1982
Houston, Texas
Florida, W 28-24



1984 LIBERTY BOWL
Dec. 27, 1984
Memphis, Tenn.
Auburn, L 21-15



1985 HOLIDAY BOWL
Dec. 22, 1985
San Diego, Calif.
Arizona State, W 18-17



1987 ORANGE BOWL
Jan. 1, 1987
Miami, Fla.
Oklahoma, L 42-8



1987 LIBERTY BOWL
Dec. 29, 1987
Memphis, Tenn.
Georgia, L 20-17




1989 COTTON BOWL
Jan. 2, 1989
Dallas, Texas
UCLA, L 17-3



1990 COTTON BOWL
Jan. 1, 1990
Dallas, Texas
Tennessee, L 31-27



1991 INDEPENDENCE BOWL
Dec. 29, 1991
Shreveport, La.
Georgia, L 24-15



1995 CARQUEST BOWL
Dec. 30, 1995
Miami, Fla.
North Carolina, L 20-10



1999 FLORIDA CITRUS BOWL
Jan. 1, 1999
Orlando, Fla.
Michigan, L 45-31



2000 COTTON BOWL
Jan. 1, 2000
Dallas, Texas
Texas, W 27-6



2000 LAS VEGAS BOWL
Dec. 21, 2000
Las Vegas, Nev.
UNLV, L 31-14



2002 COTTON BOWL
Jan. 1, 2002
Dallas, Texas
Oklahoma, L 10-3



2002 MUSIC CITY BOWL
Dec. 30, 2002
Nashville, Tenn.
Minnesota, L 29-14



2003 INDEPENDENCE BOWL
Dec. 31, 2003
Shreveport, La.
Missouri, W 27-14



2007 CAPITAL ONE BOWL
Jan. 1, 2007
Orlando, Fla.
Wisconsin, L 17-14



2008 COTTON BOWL
Jan. 1, 2008
Dallas, Texas
Missouri, L 38-7



2010 LIBERTY BOWL
Jan. 2, 2010
Memphis, Tenn.
E. Carolina, W 20-17 (OT)



2011 SUGAR BOWL
Jan. 4, 2011
New Orleans, La.
Ohio State, L 31-26^



2012 COTTON BOWL
Jan. 7, 2012
Arlington, Texas
Kansas State, W 29-16



2014 TEXAS BOWL
Dec. 29, 2014
Houston, Texas
Texas, W 31-7



2016 LIBERTY BOWL
Jan. 2, 2016
Memphis, Tenn.
Kansas State, W 45-23



2016 BELK BOWL
Dec. 29, 2016
Charlotte, N.C.
Virginia Tech, L 35-24

OVERALL BOWL RECORD: 15-24-3 ^Ohio State later vacated win due to NCAA penalty

BOWL RECORDS



INDIVIDUAL

MOST CARRIES

Marius Johnson	North Carolina	1995 Carquest Bowl	29
----------------	----------------	--------------------	----

MOST YARDS GAINED RUSHING

Roland Sales	Oklahoma	1978 Orange Bowl	205
--------------	----------	------------------	-----

LONGEST RUN FROM SCRIMMAGE

Felix Jones	Wisconsin	2007 Capital One Bowl	76
-------------	-----------	-----------------------	----

MOST PASSES ATTEMPTED

Ryan Mallett	Ohio State	2011 Sugar Bowl	47
--------------	------------	-----------------	----

MOST PASSES COMPLETED

Ryan Mallett	Ohio State	2011 Sugar Bowl	24
--------------	------------	-----------------	----

MOST YARDS GAINED PASSING

Bill Montgomery	Ole Miss	1970 Sugar Bowl	338
-----------------	----------	-----------------	-----

MOST TOUCHDOWN PASSES

Austin Allen	Virginia Tech	2016 Belk Bowl	2
Brandon Allen	Texas	2014 Texas Bowl	2
Tyler Wilson	Kansas State	2012 Cotton Bowl	2
Ryan Mallett	Ohio State	2011 Sugar Bowl	2
Robby Hampton	UNLV	2000 Las Vegas Bowl	2
Clint Stoerner	Michigan	1999 Florida Citrus Bowl	2
Brad Taylor	North Carolina	1981 Gator Bowl	2
Bill Montgomery	Ole Miss	1970 Sugar Bowl	2

MOST CONSECUTIVE PASSES COMPLETED

Austin Allen	Virginia Tech	2016 Belk Bowl	11
--------------	---------------	----------------	----

LONGEST PASS COMPLETION

B. Gray-J. Lamb	Ole Miss	1963 Sugar Bowl	68
-----------------	----------	-----------------	----

MOST PASS RECEPTIONS

Chuck Dicus	Georgia	1969 Sugar Bowl	12
-------------	---------	-----------------	----

MOST YARDS GAINED RECEIVING

Chuck Dicus	Ole Miss	1970 Sugar Bowl	171
Derek Holloway	North Carolina	1981 Gator Bowl	171

MOST TOUCHDOWN RECEPTIONS

32 players (last: Keon Hatcher 2016 Belk Bowl)			1
--	--	--	---

MOST PUNTING YARDS

Tom Murphy	Centenary	1934 Dixie Classic	572
------------	-----------	--------------------	-----

MOST PUNTS

Tom Murphy	Centenary	1934 Dixie Classic	13
------------	-----------	--------------------	----

BEST PUNTING AVERAGE

Allen Meacham	UCLA	1989 Cotton Bowl	49.2 (6 punts, 295 yards)
---------------	------	------------------	------------------------------

LONGEST PUNT

Allen Meacham	UCLA	1989 Cotton Bowl	71
---------------	------	------------------	----

MOST INTERCEPTIONS

Austin Allen	Virginia Tech	2016 Belk Bowl	3
Louis Campbell	Tennessee	1971 Liberty Bowl	3

MOST INTERCEPTION RETURN YARDS

Mel McGaha	William & Mary	1948 Dixie Bowl	70
------------	----------------	-----------------	----

LONGEST INTERCEPTION RETURN

Mel McGaha	William & Mary	1948 Dixie Bowl	70
------------	----------------	-----------------	----

MOST ALL-PURPOSE YARDS

Alex Collins	Kansas State	2016 Liberty Bowl	259 (25 plays, 185 yards rushing, 74 kick return yards)
--------------	--------------	-------------------	--

MOST YARDS GAINED TOTAL OFFENSE

Bill Montgomery	Ole Miss	1970 Sugar Bowl	360 (46 plays, 22 yards rushing, 338 yards passing)
-----------------	----------	-----------------	--

MOST PUNT RETURNS

Reggie Fish	Wisconsin	2007 Capital One Bowl	5 (15 yards)
-------------	-----------	-----------------------	-----------------

MOST PUNT RETURN YARDS

Gary Anderson	Tulane	1980 Hall of Fame Bowl	80
---------------	--------	------------------------	----

LONGEST PUNT RETURN

Gary Anderson	Tulane	1980 Hall of Fame Bowl	80
---------------	--------	------------------------	----

MOST KICKOFF RETURNS

Felix Jones	Missouri	2008 Cotton Bowl	4
Dedrick Poole	Minnesota	2002 Music City Bowl	4
Steven Harris	UNLV	2000 Las Vegas Bowl	4
James Rouse	Georgia	1987 Liberty Bowl	4
Marshall Foreman	Oklahoma	1987 Orange Bowl	4
Lance Alworth	Alabama	1962 Sugar Bowl	4

MOST KICKOFF RETURN YARDS

Marshall Foreman	Oklahoma	1987 Orange Bowl	92
------------------	----------	------------------	----

LONGEST KICKOFF RETURN

Alex Collins	Kansas State	2016 Liberty Bowl	68
--------------	--------------	-------------------	----

MOST POINTS SCORED

Alex Collins	Kansas State	2016 Liberty Bowl	18 (3 TDs)
--------------	--------------	-------------------	---------------

MOST TOUCHDOWNS SCORED

Alex Collins	Kansas State	2016 Liberty Bowl	3
--------------	--------------	-------------------	---

MOST FIELD GOALS

Chris Balseiro	Missouri	2003 Independence Bowl	4
----------------	----------	------------------------	---

MOST FIELD GOAL ATTEMPTS

Bob White	Georgia	1969 Sugar Bowl	5
-----------	---------	-----------------	---

MOST PATS

Cole Hedlund	Kansas State	2016 Liberty Bowl	6
--------------	--------------	-------------------	---

MOST PAT ATTEMPTS

Cole Hedlund	Kansas State	2016 Liberty Bowl	6
--------------	--------------	-------------------	---

LONGEST SCORING RUN

Felix Jones	Wisconsin	2007 Capital One Bowl	76
-------------	-----------	-----------------------	----

LONGEST SCORING PASS

B. Taylor-D. Holloway	North Carolina	1981 Gator Bowl	66
-----------------------	----------------	-----------------	----

LONGEST FIELD GOAL

Kendall Trainor	UCLA	1989 Cotton Bowl	49
-----------------	------	------------------	----

LONGEST SCORING INTERCEPTION RETURN

Mel McGaha	William & Mary	1948 Dixie Bowl	70
------------	----------------	-----------------	----

LONGEST SCORING PUNT RETURN

Gary Anderson	Tulane	1980 Hall of Fame Bowl	80
---------------	--------	------------------------	----

TEAM

MOST FIRST DOWNS

Tennessee	1990 Cotton Bowl	31
-----------	------------------	----

MOST FIRST DOWNS RUSHING

Florida	1982 Bluebonnet Bowl	22
---------	----------------------	----

MOST FIRST DOWNS PASSING

Kansas State	2016 Liberty Bowl	14
Ohio State	2011 Sugar Bowl	14

MOST FIRST DOWNS PENALTY

Georgia	1991 Independence Bowl	5
---------	------------------------	---

MOST YARDS RUSHING

Tulane	1980 Hall of Fame Bowl	383
--------	------------------------	-----

MOST CARRIES

Tennessee	1990 Cotton Bowl	72
-----------	------------------	----

MOST YARDS PASSING

Ole Miss	1970 Sugar Bowl	338
----------	-----------------	-----

MOST ATTEMPTS PASSING

Ohio State	2011 Sugar Bowl	47
------------	-----------------	----



RYAN MALLET broke the Arkansas bowl record for pass attempts and pass completions and tied the school record for most passing touchdowns in a bowl game at the 2011 Allstate Sugar Bowl against Ohio State.

MOST COMPLETIONS

Ohio State	2011 Sugar Bowl	24
------------	-----------------	----

MOST PASSES HAD INTERCEPTED

Oklahoma	1987 Orange Bowl	5
Georgia	1991 Independence Bowl	5

MOST TOUCHDOWN PASSES

Virginia Tech	2016 Belk Bowl	2
Texas	2014 Texas Bowl	2
Kansas State	2012 Cotton Bowl	2
Ohio State	2011 Sugar Bowl	2
Minnesota	2002 Music City Bowl	2
UNLV	2000 Las Vegas Bowl	2
Michigan	1999 Citrus Bowl	2
North Carolina	1981 Gator Bowl	2
Ole Miss	1970 Sugar Bowl	2

MOST YARDS TOTAL OFFENSE

Kansas State	2016 Kansas Bowl	569
--------------	------------------	-----

MOST PLAYS TOTAL OFFENSE

Tennessee	1990 Cotton Bowl	94
-----------	------------------	----

MOST PENALTIES

Virginia Tech	2016 Belk Bowl	12 (75 yards)
Wisconsin	2007 Capital One Bowl	12 (123 yards)

MOST YARDS PENALIZED

Wisconsin	2007 Capital One Bowl	123 (12 penalties)
-----------	-----------------------	-----------------------

FEWEST PENALTIES

Tulane	1980 Hall of Fame Bowl	1
Alabama	1980 Sugar Bowl	1
LSU	1947 Cotton Bowl	1

FEWEST YARDS PENALIZED

LSU	1947 Cotton Bowl	5
-----	------------------	---

MOST FUMBLES

Georgia	1976 Cotton Bowl	6
---------	------------------	---

BOWL RECORDS



MOST FUMBLES LOST

Missouri	2008 Cotton Bowl	4
----------	------------------	---

MOST INTERCEPTIONS

Tennessee	1971 Liberty Bowl	3
Georgia	1969 Sugar Bowl	3

MOST INTERCEPTION RETURN YARDS

William & Mary	1948 Dixie Bowl	70
----------------	-----------------	----

MOST PUNT RETURNS

Texas	2000 Cotton Bowl	6
-------	------------------	---

MOST PUNT RETURN YARDS

Tulane	1980 Hall of Fame Bowl	80
--------	------------------------	----

MOST KICKOFF RETURNS

Missouri	2008 Cotton Bowl	7
Minnesota	2002 Music City Bowl	7

MOST KICKOFF RETURN YARDS

Missouri	2008 Cotton Bowl	168
----------	------------------	-----

MOST POINTS SCORED

Kansas State	2016 Liberty Bowl	45
--------------	-------------------	----

FEWEST POINTS SCORED

LSU	1947 Cotton Bowl	0
-----	------------------	---

MOST POINTS ALLOWED

Michigan	1999 Citrus Bowl	45
----------	------------------	----

FEWEST POINTS ALLOWED

LSU	1947 Cotton Bowl	0
-----	------------------	---

INDIVIDUAL (OPPONENT)

MOST CARRIES

Dominique Lindsay	East Carolina	2010 Liberty Bowl	33
-------------------	---------------	-------------------	----

MOST YARDS GAINED RUSHING

Tony Temple	Missouri	2008 Cotton Bowl	281
-------------	----------	------------------	-----

MOST PASSES ATTEMPTED

Nickie Hall	Tulane	1980 Hall of Fame Bowl	37
-------------	--------	------------------------	----

MOST PASSES COMPLETED

Nate Hybl	Oklahoma	2002 Cotton Bowl	24
-----------	----------	------------------	----

MOST YARDS GAINED PASSING

Archie Manning	Ole Miss	1970 Sugar Bowl	273
----------------	----------	-----------------	-----

MOST TOUCHDOWN PASSES

Jason Thomas	UNLV	2000 Las Vegas Bowl	3
Bob Hewko	Florida	1982 Bluebonnet Bowl	3

MOST PASS RECEPTIONS

Quentin Griffin	Oklahoma	2002 Cotton Bowl	9
-----------------	----------	------------------	---

MOST YARDS GAINED RECEIVING

Tai Streets	Michigan	1999 Citrus Bowl	129
-------------	----------	------------------	-----

MOST TOUCHDOWN RECEPTIONS

Dwayne Dixon	Florida	1982 Bluebonnet Bowl	3
--------------	---------	----------------------	---

MOST PUNTS

Spike Jones	Georgia	1969 Sugar Bowl	10
-------------	---------	-----------------	----

MOST PUNTING YARDS

Spike Jones	Georgia	1969 Sugar Bowl	386
-------------	---------	-----------------	-----

MOST INTERCEPTIONS

Pat Pinkney	East Carolina	2010 Liberty Bowl	2
John Stocco	Wisconsin	2007 Capital One Bowl	2
Michael Lehan	Minnesota	2002 Music City Bowl	2
Sonny Brown	Oklahoma	1987 Orange Bowl	2
George Wilson	Alabama	1962 Sugar Bowl	2

MOST INTERCEPTION YARDS RETURNED

Ian Gold	Michigan	1999 Citrus Bowl	46
----------	----------	------------------	----

MOST ALL-PURPOSE YARDS

Tony Temple	Missouri	2008 Cotton Bowl	281
-------------	----------	------------------	-----

MOST YARDS GAINED TOTAL OFFENSE

Terrelle Pryor	Ohio State	2011 Sugar Bowl	336
----------------	------------	-----------------	-----

MOST PUNT RETURNS

Curtis Fagan	Oklahoma	2002 Cotton Bowl	7
--------------	----------	------------------	---

MOST PUNT RETURN YARDS

Troy Mason	UNLV	2000 Las Vegas Bowl	51
------------	------	---------------------	----

MOST POINTS SCORED

Tony Temple	Missouri	2008 Cotton Bowl	24
-------------	----------	------------------	----

MOST TOUCHDOWNS SCORED

Tony Temple	Missouri	2008 Cotton Bowl	4
-------------	----------	------------------	---

MOST FIELD GOALS MADE

Dan Nystrom	Minnesota	2002 Music City Bowl	5
-------------	-----------	----------------------	---

LONGEST FIELD GOAL

Taylor Mehlhaff	Wisconsin	2007 Capital One Bowl	52
Cloyce Hinton	Ole Miss	1970 Sugar Bowl	52

LONGEST RUN FROM SCRIMMAGE

Chuck Webb	Tennessee	1990 Cotton Bowl	78
------------	-----------	------------------	----

LONGEST SCORING RUN

Chuck Webb	Tennessee	1990 Cotton Bowl	78
------------	-----------	------------------	----

LONGEST PASS COMPLETION

A. Kelly-A. Morgan	Tennessee	1990 Cotton Bowl	84
--------------------	-----------	------------------	----

LONGEST SCORING PASS

A. Kelly-A. Morgan	Tennessee	1990 Cotton Bowl	84
--------------------	-----------	------------------	----

LONGEST INTERCEPTION RETURN

Eddie Brown	Tennessee	1971 Liberty Bowl	47
-------------	-----------	-------------------	----

TEAM (OPPONENT)

MOST RUSHING ATTEMPTS

North Carolina	1981 Gator Bowl	65
----------------	-----------------	----

MOST NET YARDS RUSHING

Missouri	2008 Cotton Bowl	323
----------	------------------	-----

MOST PASSES COMPLETED

Oklahoma	2002 Cotton Bowl	24
Texas	2000 Cotton Bowl	24

MOST YARDS PASSING

Ole Miss	1970 Sugar Bowl	273
----------	-----------------	-----

MOST TOTAL OFFENSE YARDS

Tennessee	1990 Cotton Bowl	470
-----------	------------------	-----

MOST PUNTS

Centenary	1934 Dixie Classic	13
-----------	--------------------	----

MOST POINTS

Michigan	1999 Citrus Bowl	45
----------	------------------	----

MOST FIELD GOALS MADE

Minnesota	2002 Music City Bowl	5
-----------	----------------------	---

FEWEST FIRST DOWNS

Texas	2014 Texas Bowl	7
-------	-----------------	---

FEWEST FIRST DOWNS RUSHING

Texas	2014 Texas Bowl	1
Wisconsin	2007 Capital One Bowl	1



ALEX COLLINS set Arkansas bowl records for most all-purpose yards, longest kickoff return, most points scored and most touchdowns in the Razorbacks' 45-23 win over Kansas State in the 2016 AutoZone Liberty Bowl.

FEWEST FIRST DOWNS PASSING

Alabama	1962 Sugar Bowl	0
---------	-----------------	---

MOST FUMBLES

Georgia	1969 Sugar Bowl	7
---------	-----------------	---

MOST FUMBLES LOST

Georgia	1969 Sugar Bowl	5
---------	-----------------	---

MOST PENALTIES

UNLV	2000 Las Vegas Bowl	12
Michigan	1999 Citrus Bowl	12

MOST PENALTY YARDS

UNLV	2000 Las Vegas Bowl	119
------	---------------------	-----

FEWEST RUSHING ATTEMPTS

Kansas State	2016 Liberty Bowl	22
--------------	-------------------	----

FEWEST NET YARDS RUSHING

Texas	2000 Cotton Bowl	-27
-------	------------------	-----

MOST YARDS LOST

Georgia	1969 Sugar Bowl	96
---------	-----------------	----

FEWEST PASSES COMPLETED

Oklahoma	1987 Orange Bowl	2
----------	------------------	---

FEWEST TOTAL OFFENSE PLAYS

Kansas State	2016 Liberty Bowl	47
--------------	-------------------	----

FEWEST TOTAL OFFENSE YARDS

Nebraska	1965 Cotton Bowl	168
----------	------------------	-----

FEWEST PASSES ATTEMPTED

Oklahoma	1987 Orange Bowl	5
----------	------------------	---

FEWEST YARDS PASSING

Alabama	1962 Sugar Bowl	20
---------	-----------------	----

HOGS IN THE NFL DRAFT



2018	TEAM	POS	RD	PICK
Frank Ragnow	Detroit	C	1	20
David Williams	Denver	RB	7	226

2017	TEAM	POS	RD	PICK
Deatrich Wise Jr.	New England	DE	4	131
Jeremy Sprinkle	Washington	TE	5	154
Jeremiah Ledbetter	Detroit	DE	6	205

2016	TEAM	POS	RD	PICK
Hunter Henry	San Diego	TE	2	35
Jonathan Williams	Buffalo	RB	5	156
Alex Collins	Seattle	RB	5	171
Sebastian Tretola	Tennessee	G	6	193
Brandon Allen	Jacksonville	QB	6	201

2015	TEAM	POS	RD	PICK
Trey Flowers	New England	DE	4	101
Martrell Spaight	Washington	LB	5	141
Tevin Mitchell	Washington	CB	6	182
Darius Philon	San Diego	DT	6	192
AJ Derby	New England	TE	6	202

2014	TEAM	POS	RD	PICK
Travis Swanson	Detroit	C	3	76
Chris Smith	Jacksonville	DE	5	159
Kiero Small	Seattle	FB	7	227
Zach Hocker	Washington	K	7	228

2013	TEAM	POS	RD	PICK
Knile Davis	Kansas City	RB	3	96
Tyler Wilson	Oakland	QB	4	112
Cobi Hamilton	Cincinnati	WR	6	197
Chris Gragg	Buffalo	TE	7	222

2012	TEAM	POS	RD	PICK
Jake Bequette	New England	DE	3	90
Joe Adams	Carolina	WR	4	104
Jarius Wright	Minnesota	WR	4	118
Greg Childs	Minnesota	WR	4	134

2011	TEAM	POS	RD	PICK
Ryan Mallett	New England	QB	3	74
D.J. Williams	Green Bay	TE	5	141
DeMarcus Love	Minnesota	T	6	168

2010	TEAM	POS	RD	PICK
Mitch Petrus	New York Giants	G	5	147

2009	TEAM	POS	RD	PICK
Jonathan Luigs	Cincinnati	C	4	106

2008	TEAM	POS	RD	PICK
Darren McFadden	Oakland	RB	1	4
Felix Jones	Dallas	RB	1	22
Marcus Harrison	Chicago	DT	3	90
Nate Garner	New York Jets	T	7	211
Peyton Hillis	Denver	FB	7	227
Marcus Monk	Chicago	WR	7	248

2007	TEAM	POS	RD	PICK
Jamaal Anderson	Atlanta	DE	1	8
Chris Houston	Atlanta	DB	2	41
Tony Ugoh	Indianapolis	T	2	42
Keith Jackson Jr.	St. Louis	DT	7	248

2006	TEAM	POS	RD	PICK
Vickiel Vaughn	San Francisco	DB	7	254

2005	TEAM	POS	RD	PICK
Matt Jones	Jacksonville	WR	1	21
Jeb Hucekba	Seattle	LB	5	159

2004	TEAM	POS	RD	PICK
Shawn Andrews	Philadelphia	G	1	16
Ahmad Carroll	Green Bay	DB	1	25
Caleb Miller	Cincinnati	LB	3	80
Cedric Cobbs	New England	RB	4	128
Tony Bua	Miami	LB	5	160
Bo Lacy	Pittsburgh	T	6	177

2003	TEAM	POS	RD	PICK
Ken Hamlin	Seattle	DB	2	42

2002	TEAM	POS	RD	PICK
Carlos Hall	Tennessee	DB	7	240

2001	TEAM	POS	RD	PICK
Quinton Caver	Philadelphia	LB	2	55
Randy Garner	Atlanta	DE	6	167

2000	TEAM	POS	RD	PICK
Kenoy Kennedy	Denver	DB	2	45
Bobbie Williams	Philadelphia	G	2	61
David Barrett	Arizona	DB	4	102
Anthony Lucas	Green Bay	WR	4	114
Emanuel Smith	Jacksonville	WR	6	196

1999	TEAM	POS	RD	PICK
Brandon Burlsworth	Indianapolis	G	3	63
Melvin Bradley	Arizona	DE	6	202
Madre Hill	Cleveland	RB	7	207
Ryan Hale	New York Giants	DT	7	225

1998	TEAM	POS	RD	PICK
David Sanders	Oakland	DE	7	235



FRANK RAGNOW became the second-highest drafted Razorback offensive lineman in NFL Draft history when the Detroit Lions called his name in the first round with the No. 20 overall pick of the 2018 NFL Draft.

1997	TEAM	POS	RD	PICK
Anthony Hicks	Green Bay	LB	5	160

1996	TEAM	POS	RD	PICK
Steve Conley	Pittsburgh	LB	3	72
Junior Soli	San Diego	DT	5	155

1994	TEAM	POS	RD	PICK
Henry Ford	Houston	DT	1	26
Isaac Davis	San Diego	G	2	43

1993	TEAM	POS	RD	PICK
Raylee Johnson	San Diego	DE	4	95

1991	TEAM	POS	RD	PICK
Derek Russell	Denver	WR	4	89

1990	TEAM	POS	RD	PICK
Barry Foster	Pittsburgh	RB	5	128
James Rouse	Chicago	RB	8	200
Elbert Crawford	Los Angeles	G	8	216
Anthony Cooney	Chicago	DB	12	310

1989	TEAM	POS	RD	PICK
Wayne Martin	New Orleans	DE	1	19
Steve Atwater	Denver	DB	1	20
Fred Childress	Cincinnati	G	2	55
Kerry Owens	Cincinnati	LB	4	89
Richard Brothers	Chicago	DB	7	189
Kendall Trainor	Phoenix	K	9	234
LaSalle Harper	Chicago	LB	9	243

NFL DRAFT QUICK FACTS

- At least one player selected in 23 straight drafts.
- Highlighted by six over a five-year span from 2004-08, 23 players have gone in the first round.
- Tied for the most tight ends drafted since the 2015 draft.
- 27 offensive draft picks since 2008 are the fifth-most in the country during that span.
- Seven running backs have been taken in the last 11 drafts, the third-most nationally during that span.

HOGS IN THE NFL DRAFT



1987	TEAM	POS	RD	PICK
Greg Horne	Cincinnati	P	5	139
Theo Young	Pittsburgh	TE	12	317

1986	TEAM	POS	RD	PICK
Greg Lasker	New York Giants	DB	2	53
Ravin Caldwell	Washington	LB	5	113
Bobby Edmonds Jr.	Seattle	WR	5	126
Nick Miller	Cleveland	LB	5	127
Kevin Wyatt	Miami	DB	5	136

1984	TEAM	POS	RD	PICK
Ron Fautrot	New York Jets	DE	1	15
Keith Kidd	Minnesota	WR	9	235

1983	TEAM	POS	RD	PICK
Billy Ray Smith Jr.	San Diego	LB	1	5
Gary Anderson	San Diego	RB	1	20
Steve Korte	New Orleans	C	2	38
Danny Walters	San Diego	DB	4	95

1982	TEAM	POS	RD	PICK
Jeff Goff	Washington	LB	12	322

1981	TEAM	POS	RD	PICK
Steve Cox	Cleveland	P	5	134
Bobby Duckworth	San Diego	WR	6	162
Kevin Evans	New Orleans	DB	8	215
Hugh Jernigan	Detroit	DB	9	238
Trent Bryant	Baltimore	DB	10	259

1980	TEAM	POS	RD	PICK
Tom Ginn	Detroit	C	5	120
Mike Massey	Oakland	LB	11	291
Roland Sales	Cleveland	RB	11	294
Kevin Scanlon	Los Angeles	QB	12	332

1979	TEAM	POS	RD	PICK
Dan Hampton	Chicago	DT	1	4
Jerry Eckwood	Tampa Bay	RB	3	60
Vaughn Lusby	Cincinnati	DB	4	91
Ben Cowins	Philadelphia	RB	4	94
Michael Forrest	Kansas City	RB	12	305

1978	TEAM	POS	RD	PICK
Steve Little	St. Louis	K	1	15
Leotis Harris	Green Bay	G	6	144

1977	TEAM	POS	RD	PICK
R. C. Thielemann	Atlanta	G	2	36
Greg Koch	Green Bay	T	2	39
Gerald Skinner	New England	T	4	109
Dennis Winston	Pittsburgh	LB	5	132
Curtis Townsend	San Diego	LB	10	265

1976	TEAM	POS	RD	PICK
Ike Forte	New England	RB	2	35
Mike Kirkland	Baltimore	QB	5	143
Scott Bull	San Francisco	QB	6	177
Richard LaFargue	Philadelphia	C	8	216
Rolland Fuchs	Pittsburgh	RB	11	319



Selected with the fourth overall pick in the 2008 NFL Draft by the Oakland Raiders, **DARREN McFADDEN** joined Dan Hampton as the highest choice in program history.

1975	TEAM	POS	RD	PICK
Rollen Smith	Cincinnati	DB	6	145
Floyd Hogan	Cleveland	DB	9	215
Marsh White	New York Giants	RB	12	287
Brisan Manor	New York Jets	DT	15	380

1974	TEAM	POS	RD	PICK
Danny Rhodes	Baltimore	LB	6	140
Jack Ettinger	Chicago	WR	7	160
Dickey Morton	Pittsburgh	RB	11	283

1973	TEAM	POS	RD	PICK
Joe Ferguson	Buffalo	QB	3	57
Dave Reavis	Pittsburgh	DE	5	106
Tom Reed	Atlanta	G	8	195
Mike Reppond	Buffalo	WR	9	215
Don Wunderly	Pittsburgh	DT	10	258
Mike Griffin	Chicago	G	12	291
Jim Hodge	Atlanta	WR	17	428

1972	TEAM	POS	RD	PICK
Bill McClard	San Diego	K	3	61
Tom Mabry	New York Giants	T	8	184
Mike Kelson	New England	T	9	220
Ronnie Jones	St. Louis	LB	11	265

1971	TEAM	POS	RD	PICK
Jerry Moore	Chicago	DB	4	89
Chuck Dicus	San Diego	WR	7	169
Bill Burnett	Baltimore	RB	9	234
Bruce James	Philadelphia	LB	16	395
Pat Morrison	Buffalo	TE	17	419

1970	TEAM	POS	RD	PICK
Terry Stewart	New York Jets	DB	6	150
Jerry Dossey	Dallas	G	8	205
Bruce Maxwell	Detroit	RB	10	253
Bob Stankovich	Kansas City	G	10	260
Rodney Brand	New York Giants	C	14	350
Cliff Powell	St. Louis	LB	17	423

1969	TEAM	POS	RD	PICK
Jim Barnes	Minnesota	G	5	121
Webster Hubbell	Chicago	G	8	197
Gary Adams	Philadelphia	DB	12	288

1968	TEAM	POS	RD	PICK
Ernie Ruple	Pittsburgh	T	2	36
Ronnie South	New Orleans	QB	5	115

1967	TEAM	POS	RD	PICK
Loyd Phillips	Chicago	DE	1	10
Harry Jones	Philadelphia	RB	1	19
Martine Bercher	Atlanta	DB	6	151

1966	TEAM	POS	RD	PICK
James Lindsey	Minnesota	RB	2	27
Dick Cunningham	Detroit	T	9	136
Mike Bender	Atlanta	G	10	141
Bobby Burnett	Chicago	RB	10	152
Jim Williams	Minnesota	DE	16	237
Bobby Crockett	New York Giants	WR	19	282

1965	TEAM	POS	RD	PICK
Glen Ray Hines	St. Louis	T	6	82
Ronnie Caveness	Los Angeles	LB	9	121

HOGS IN THE NFL DRAFT



1964	TEAM	POS	RD	PICK
Wes Bryant	Detroit Lions	T	7	90
Jerry Lamb	St. Louis	E	7	93
Gordon Quest	Washington	QB	20	270

1963	TEAM	POS	RD	PICK
Danny Brabham	St. Louis	LB	3	30
Billy Moody	Los Angeles	HB	12	155
Dave Adams	Washington	G	16	218
Bill Clay	St. Louis	E	20	269

1962	TEAM	POS	RD	PICK
Lance Alworth	San Francisco	WR	1	8
John Childress	Washington	G	10	127
George McKinney	Philadelphia	B	13	180
Jerry Mazzanti	Philadelphia	DE	16	223

1961	TEAM	POS	RD	PICK
Paul Dudley	Green Bay	B	4	54
Jim Collier	New York Giants	TE	7	95

1959	TEAM	POS	RD	PICK
Charley Sample	Green Bay	B	20	229
Donnie Stone	Chicago	HB	21	249

1958	TEAM	POS	RD	PICK
Don Christian	San Francisco	B	21	251

1957	TEAM	POS	RD	PICK
Billy Ray Smith Sr.	Los Angeles	DT	3	26
George Walker	Cleveland	B	3	28
Ronnie Underwood	Baltimore	B	5	54

1956	TEAM	POS	RD	PICK
Preston Carpenter	Cleveland	E	1	13
Henry Moore	New York Giants	DB	2	19
Buddy Benson	Pittsburgh	B	27	316
Gerry Nesbitt	New York Giants	B	27	321
Bill Fuller	New York Giants	T	28	333

1955	TEAM	POS	RD	PICK
Bud Brooks	Detroit	G	5	13
A. J. Baker	Washington	B	27	316

1954	TEAM	POS	RD	PICK
Lamar McHan	Chicago	QB	1	2
Floyd Sagely	San Francisco	DB	6	71
Tom Garlington	Chicago	T	8	90
Sammy Dumas	Chicago	G	14	158
Jack Troxell	Chicago	B	17	194
Buster Graves	Detroit	T	19	229

1953	TEAM	POS	RD	PICK
Lew Carpenter	Detroit	HB	8	97
John Cole	Baltimore	B	10	110
Buddy Sutton	Baltimore	B	15	170

1952	TEAM	POS	RD	PICK
Bob Griffin	Los Angeles	LB	2	25
Pat Summerall	Detroit	E	4	45
Dave Hanner	Green Bay	DT	5	52
Fred Williams	Chicago	DT	5	56
Billy Jurney	Chicago	E	8	92
Bill Ward	New York Giants	G	13	146
Frank Fischel	Chicago	E	20	232

1951	TEAM	POS	RD	PICK
Jack Richards	Philadelphia	E	8	93
Louis Schaufele	Philadelphia	B	10	116
Buddy Brown	Washington	G	26	221
Buddy Rogers	Chicago	B	26	312
Fred Williams	Cleveland	DT	26	315
Marv Stendel	Philadelphia	E	28	332
Leon Campbell	Chicago	FB	28	336

1950	TEAM	POS	RD	PICK
Leon Campbell	Baltimore	FB	2	15
Bill Bass	Baltimore	B	9	106
John Lunney	Los Angeles	G	12	155
Billy Hix	Philadelphia	E	14	183
Alvin Duke	Washington	B	18	227
Geno Mazzanti	Baltimore	HB	26	327

1949	TEAM	POS	RD	PICK
John Hoffman	Chicago	HB	5	49
Ross Pritchard	Washington	B	17	168
Ed Hamilton	Los Angeles	E	22	217
Frank Lambright	Green Bay	G	25	243

1948	TEAM	POS	RD	PICK
Clyde Scott	Philadelphia	HB	1	8
Jim Minor	Detroit	T	4	25
Don Richards	Green Bay	T	5	27
Aubrey Fowler	Philadelphia	HB	18	162
Floyd Thomas	Green Bay	C	20	181
Theron Roberts	New York Giants	G	23	206

1947	TEAM	POS	RD	PICK
Alton Baldwin	Boston	E	4	25
Earl Wheeler	Washington	C	15	128
Herm Lubker	Green Bay	E	26	241

1946	TEAM	POS	RD	PICK
Mike Schumchyk	Los Angeles	E	9	80
Alton Baldwin	Chicago	E	29	271

1945	TEAM	POS	RD	PICK
Leon Pense	Pittsburgh	DB	9	79
Lamar Dingle	Green Bay	E	9	87
Ben Jones	Boston	E	11	102
Jim Young	New York Giants	T	11	108
Bob Boozer	New York Giants	T	13	130
Marv Lindsey	Green Bay	B	14	142
Charley Lively	Boston	T	20	199
Ray Pipkin	New York Giants	B	29	306



Baltimore running back **ALEX COLLINS**, who was drafted in the fifth round by Seattle in 2016, finished the 2017 season ninth in the NFL and fourth in the AFC with a 4.6 ypc rushing average, posting career and team highs in rushing yards (973), attempts (212) and rushing touchdowns (6).

1944	TEAM	POS	RD	PICK
Virgil Johnson	Green Bay	E	11	104
David Jones	Cleveland	B	22	229
Paul Paladino	Green Bay	G	29	302

1943	TEAM	POS	RD	PICK
Bob Forte	Green Bay	B	11	98
Jay Lawhorn	Philadelphia	T	23	212
Harry Wynne	Pittsburgh	E	24	227
Bob Green	Brooklyn	T	27	254

1942	TEAM	POS	RD	PICK
Firman Bynum	Detroit	T	16	145
R. C. Pitts	Brooklyn	E	17	157

1941	TEAM	POS	RD	PICK
Red Hickey	Philadelphia	E	6	98
Milt Simington	Cleveland	G	9	74
Maurice Britt	Detroit	E	13	115
Johnny Frieberger	Green Bay	E	15	13

1940	TEAM	POS	RD	PICK
Kay Eakin	Pittsburgh	HB	1	3
Saul Singer	Philadelphia	T	6	43
Wilfred Thorpe	Cleveland	G	9	75
Bolo Perdue	Washington	DE	16	148

1939	TEAM	POS	RD	PICK
Lloyd Woodell	New York Giants	C	7	60

1938	TEAM	POS	RD	PICK
Jack Robbins	Chicago	HB	1	5
Jim Benton	Cleveland	E	2	11
Ray Hamilton	Cleveland	E	6	41
Dwight Sloan	Chicago	B	10	85

PRO HOGS IN THE NFL



A	
Chad Abernathy	Minnesota
Gary Adams	Philadelphia [1969]
Joe Adams	Carolina [2012-13]; Edmonton (CFL) [2014]; Houston [2014]; British Columbia (CFL) [2014]; TTexas (CIF) [2016]; San Jose (AFL) [2016]
O'Neal Adams	New York Giants [1942-45]; Brooklyn (AAFC)
Anders Akerstrom	New Orleans [2005]; Hamburg (NFLE) [2006]
Winston Alderson	Houston
Austin Allen	Tampa Bay [2018-]
Brandon Allen	Jacksonville [2016-17]; Los Angeles Rams [2017-]
Lance Alworth*	San Diego [1962-70]; Dallas [1971-72]
Gary Anderson*	Tampa Bay (USFL); San Diego [1985-88]; Tampa Bay [1990-93]; Memphis (CFL); Detroit [1993]
Jamaal Anderson*	Atlanta [2007-10]; Indianapolis [2011]; Cincinnati [2012-13]; Chicago [2013]
Ken Anderson	Chicago [1999]; Orlando (XFL)
Shawn Andrews*	Philadelphia [2004-09]; New York Giants [2010]
Rick Apolskis	New York Giants; Barcelona (WLAF)
Steve Atwater*	Denver [1989-98]; New York Jets [1999]

B	
Herman Bagby	Brooklyn (AAFC); Cleveland (AAFC)
Alvin Bailey	Seattle [2013-15]; Cleveland [2016-17]
Alton Baldwin	Buffalo (AAFC); Green Bay [1950]
Hubert Barker	New York Giants [1942-45]
David Barrett	Arizona [2000-03]; New York Jets [2004-08]
Jake Bequette	New England [2012-15]
Jay Bequette	Oklahoma (USFL)
Geno Bell	New York Jets [1998-99]; Cleveland [2000]
Mike Bender	Atlanta
Ken Benson	Toronto (CFL)
Jim Benton	Los Angeles Rams [1938-40, 42, 44-47]; Cleveland; Chicago [1943]
DeCori Birmingham	New England [2005]; New York Jets [2005]; San Francisco [2006]; New York Giants [2006-07]; Indianapolis [2007]; Carolina [2007-09]
Kirk Botkin	New England; New Orleans [1994-95]; Pittsburgh [1996-97]
Danny Brabham	Houston [1963-67]; Cincinnati [1968]



During his 10 seasons with the Denver Broncos, **STEVE ATWATER** was selected to the Pro Bowl eight times, second-most in franchise history. Atwater started all 155 games while he was with Denver, including Super Bowl XXXII, where he posted one of the best performances ever by a safety in a Super Bowl.

Vincent Bradford	San Francisco [1997]
Melvin Bradley	Arizona [1999]; Calgary (CFL) [2002-04]
Jesse Branch	Calgary (CFL); Edmonton (CFL)
Robert Brannon	New Orleans [1987]
Sam Breedon	New Orleans [2004]; Green Bay [2005]
Jermaine Brooks	Dallas [2003-05]
Richard Brothers	Chicago
Anthony Brown	Chicago [2007]
Maurice Britt	Detroit [1941]
Jon Brittenum	San Diego [1968]
William Brooks	Detroit
Richard Brothers	Chicago
Bill Brown	Washington [1951-52]; Green Bay [1953-56]
Trent Bryant	Kansas City [1982-83, 87]; Washington [1981]; Chicago (USFL)
Wes Bryant	Minnesota
Tony Bua	Miami [2004-05]; Cincinnati [2006]; Calgary (CFL) [2007]
Scott Bull	San Francisco [1976-78]
Dick Bumpas	Memphis (WFL); Pittsburgh; British Columbia (CFL)
Brandon Burlsworth	Indianapolis [1998]
Bobby Burnett	Buffalo [1966-67]; Denver [1969]

C	
Ron Calcagni	Ottawa (CFL); Edmonton (CFL)
Ravin Caldwell	Washington [1987-92]
Leon Campbell	New York Yanks [1950]; Chicago [1952-54]; Pittsburgh [1955]
Lew Carpenter	Detroit [1953-55]; Cleveland [1957-58]; Green Bay [1959-63]
Preston Carpenter*	Cleveland [1956-59]; Pittsburgh [1960-63]; Washington [1964-66]; Miami [1966]; Minnesota [1966]
Ahmad Carroll*	Green Bay [2004-05]; Jacksonville [2006]; Orlando (AFL) [2008]; New York Jets [2009]
Albert Casey	St. Louis Browns
Daryl Cato	Miami (AAFC)
Ronnie Caveness	Houston [1966-68]; Kansas City
Quinton Caver	Philadelphia [2001-02]; Kansas City [2002-04]; Dallas [2005-06]; Hamilton (CFL) [2007]
Tyrone Chatman	British Columbia (CFL)
Freddie Childress	Cincinnati; Oakland; Dallas; New England [1991]; Cleveland; Calgary (CFL); Saskatchewan (CFL) [2006]
Greg Childs	Minnesota [2012-13]
Chrys Chukwuma	Dallas; Las Vegas (XFL); Tennessee
Jessie Clark	Green Bay [1983-87]; Detroit [1988]; Phoenix [1988-89]; Minnesota [1989-90]
Thomas Cobb	Kansas City; Cleveland; Detroit; Chicago Cardinals [1931]
Cedric Cobbs	New England [2004-05]; Denver [2006]
Raymond Cole	Milwaukee [1940-41]
James Collier	New York Giants [1962]; Washington [1963]
Alex Collins	Seattle [2016-17]; Baltimore [2017-]
Steven Conley	Pittsburgh [1996-98]; Indianapolis [1998]; Saskatchewan (CFL)
Brey Cook	Washington [2015]
Grant Cook	Green Bay [2012]; Minnesota [2012]
Anthony Cooney	Chicago; Montreal (WLAF)
D.J. Cooper	New Orleans; Memphis (XFL)
Charles Corgan	Kansas City; Hartford; New York Giants
Ben Cowins	Philadelphia; Kansas City; Toronto, (CFL)
Steve Cox	Cleveland; Washington [1981-88]
Reggie Craig	Kansas City [1975-76]; Buffalo [1977]; Cleveland
Elbert Crawford	Los Angeles Rams; New England [1990-91]; Denver
Milan Creighton	Chicago Cardinals [1931-37]
Bobby Crockett	Buffalo [1966-69]
Tom Crowder	Dallas [2004-06]
Dick Cunningham	Buffalo [1967-72]; Philadelphia [1973]; Houston [1973]; Detroit
De'Anthony Curtis	Tampa Bay [2012]

D	
Weston Dacus	Kansas City [2008-09]
Kim Dameron	Memphis (USFL)
Joe Dean Davenport	San Francisco; Indianapolis [2001-03]

PRO HOGS IN THE NFL



Andrew Davie	New York Jets [2009]; Carolina [2009]
Brandon Davis#	Cleveland [2002]; Philadelphia [2003]
Curt Davis	Atlanta [2001]
Isaac Davis	San Diego [1994-97]; New Orleans [1997]; Minnesota [1998]
Knile Davis	Kansas City [2013-16]; Green Bay [2016]; Kansas City [2017]; Pittsburgh [2017]
A.J. Derby	New England [2015-16]; Denver [2016-17]; Miami [2017-]
Ron Dickerson Jr.	Kansas City [1993-94]
Chuck Dicus	San Diego [1971-72]; Pittsburgh [1973]
Arrion Dixon	Kansas City [2005-06]
Ray Dominguez	Green Bay [2011]; Carolina [2012]; Dallas [2013]
Freddie Douglas	Pittsburgh; Tampa Bay [1976]
Bobby Duckworth	San Diego [1982-84]; Los Angeles Rams [1985-86]; Philadelphia [1986]
Paul Dudley	New York Giants [1962]; Philadelphia [1963]

E

Kay Eakin*	New York Giants [1940-41]; Miami (AAFC)
Jerry Eckwood	Tampa Bay [1979-81]
Bobby Joe Edmonds	Seattle [1986-88]; Los Angeles Raiders [1989]; Tampa Bay [1995]; Detroit
Brooks Ellis	New England [2017]; Jacksonville [2017-]
Anthony Eubanks	Dallas
Jack Ettinger	Memphis (WFL)

F

Ron Faurot	New York Jets [1984-85]
Robert Felton	Buffalo [2008]; Oakland [2008]
Joe Ferguson	Buffalo [1973-84]; Detroit [1985-87]; Tampa Bay [1988-89]; Indianapolis [1990]
Milton Fields	Birmingham (USFL); Washington
Trey Flowers	New England [2015-]
Henry Ford*	Houston/Tennessee [1994-2002]
Ike Forte	New York Giants; Washington [1978-80]
Robert Forte	Green Bay [1946-53]
Barry Foster	Pittsburgh [1990-94]
Aubrey Fowler	Boston Yanks [1948]
Jerry Franklin	Denver [2012]; Carolina [2012]; Dallas [2012]; Chicago [2013]; Kansas City [2014]; New Orleans [2014-15]; Detroit [2016]

G

Rohan Gaines	Los Angeles Rams [2016]
Nate Garner	New York Jets [2008]; Miami Dolphins [2008-14]
Randy Garner	Atlanta [2001]; Jacksonville [2002]; Rhein Fire(NFL) [2004]; Denver Broncos [2004]
Grant Garrett	Green Bay; Kansas City
Greg Gatson	San Diego [2012-13]
Tom Ginn	Detroit [1980-81]
Jeff Goff	Washington
Brett Goode	Jacksonville [2007]; Green Bay [2008-17]
Chris Gagg	Buffalo [2013-16]; New York Jets [2017]
Michael Grant	Jacksonville [2008]; Kansas City [2008]; Washington [2008-09]; Cleveland [2009]
Oscar Gray	Phoenix [1995]; Seattle [1996-97]
Bob Griffin	St. Louis [1961]; Los Angeles Rams [1953-57]; Detroit

H

John Haden	New York Giants [1936-38]
Ryan Hale	New York Giants [1999-2000]
Carlos Hall	Tennessee [2002-05]; Kansas City [2005-06]; Denver [2007]
Cobi Hamilton	Cincinnati [2013-14, 14-15]; Philadelphia [2014]; Miami [2015]; Carolina [2016]; Pittsburgh [2016]; Houston [2017]; Arizona [2018-]
Ray Hamilton	Cleveland, Detroit [1939]; Los Angeles Rams [1938, 44-47]; Philadelphia [1940]
Ken Hamlin	Seattle [2003-06]; Dallas [2007-09]; Baltimore [2010]; Indianapolis [2010-11]
Dan Hampton*	Chicago [1979-90]
William Hampton	Montreal (CFL)
Dave Hanner	Green Bay [1952-64]
LaSalle Harper	Chicago [1989]; New York Giants [1989]
Corey Harris	Atlanta



As a rookie in 2016, **HUNTER HENRY** led the Chargers with eight touchdown catches – tied for most in the NFL by a tight end and tied for second in the league among rookies.

Elliott Harris	Pittsburgh [2005]; Houston [2006]
Leotis Harris	Green Bay [1978-83]
Steven Harris	Washington [2005-07]
Wayne Harris	Calgary (CFL)
Marcus Harrison	Chicago [2008-10]
Keon Hatcher	Oakland [2017-]
Ken Hayden	Philadelphia [1942]; Washington [1943]
Hunter Henry	San Diego/Los Angeles Chargers [2016-]
Chuck Herman	Atlanta [1980]
Javontee Herndon	San Diego [2014-16]
Howard Hickey	Pittsburgh [1941]; Cleveland; Los Angeles Rams [1941, 45-48]
Anthony Hicks	Green Bay; Jacksonville
Alonzo Highsmith	Miami [2013]; Kansas City [2014]; Washington [2015]
Madre Hill	Cleveland; Berlin (NFL); Oakland [2002-03]
Peyton Hillis	Denver [2008-09]; Cleveland [2010-11]; Kansas City [2012]; Tampa Bay [2013]; New York Giants [2013-14]
Glen Ray Hines	Houston [1966-70]; New Orleans [1971-72]; Pittsburgh [1973]
Bill Hix	Philadelphia [1950]
Gary Hobbs	Kansas City
Zach Hocker	Washington [2014]; Miami [2015]; New Orleans [2015]; St. Louis [2015]; Cincinnati [2016]
John Hoffman	Chicago [1949-56]
Floyd Hogan	British Columbia (CFL)
Cody Hollister	New England [2017-]
Derek Holloway	Michigan (USFL); Arizona (USFL); Washington [1986]; Tampa Bay [1987]
Greg Horne	Cincinnati [1987]; St. Louis/Phoenix [1987-88]; Washington, London (WLAFL)
Julian Horton	Tennessee [2014]
Raymond House	Atlanta [2003-04]; Ottawa (CFL) [2005]
Chris Houston	Atlanta [2007-09]; Detroit [2010-13]; Carolina [2015]
De'Arrius Howard	Kansas City [2006]
Jim Lee Howell	New York Giants [1937-42, 46-48]; Tampa Bay
Jeb Huckeba	Seattle [2005-06]

I

Darwin Ireland	Chicago [1994-95]
Sam Irwin-Hill	Dallas [2017]; Washington [2018-]

J

Bijon Jackson	Los Angeles Chargers [2018-]
Eddie Jackson	Carolina [2004-05]; Miami [2006]; New England [2007]; Washington [2008]
Keith Jackson	St. Louis [2007]; San Diego [2008]
Charles Jamerson	Hartford

PRO HOGS IN THE NFL



Michael James	Dallas
Cameron Jefferson	Chicago [2015]; Denver [2015-16]; Buffalo [2017]; Washington [2017-]
Michael Jenkins	Toronto (CFL); Houston; Montreal (CFL) [2005]; Edmonton (CFL) [2006]
Dennis Johnson	Houston [2013]; Cleveland [2013]; Brooklyn Bolts (FFL) [2014-15]
Ray Lee Johnson	San Diego [1993-03]; Denver [2004-05]
Felix Jones*	Dallas [2008-12]; Philadelphia [2013]; Pittsburgh [2013]
Harry Jones*	Philadelphia [1967-71]
J.J. Jones	Dallas [2001]; New Orleans [2002-03]; Scottish (NFL) [2004]
Matt Jones*	Jacksonville [2005-08]; Cincinnati [2010]

K

Allen Keen	Philadelphia [1937-38]
Randy Kelly	Kansas City [2007]
Kenoy Kennedy	Denver [2000-04]; Detroit [2005-07]
Carl Kidd	Oakland [1995-96]; British Columbia (CFL) [2000]; Minnesota [2001]; British Columbia (CFL) [2002-06]
Keith Kidd	Minnesota [1987]
Denver Kirkland	Oakland [2016-]
Mike Kirkland	Baltimore Colts [1976-78]
Steve Korte	New Orleans [1983-90]
Greg Koch	Green Bay [1977-85]; Miami [1986-87]; Minnesota [1987]

L

Bo Lacy	Pittsburgh [2004]; Chicago [2005]; Indianapolis [2006]; Atlanta [2007]
Jerry Lamb	Kansas City
Sacha Lancaster	Hamburg (NFL) [2005]; Rhein (NFL) [2006]; British Columbia (CFL) [2007]
Greg Lasker	New York Giants [1986-88]; Phoenix [1988]; Chicago [1988]
Homer Ledbetter	Chicago Cardinals [1932-33]
Jeremiah Ledbetter	Detroit [2017-]
Josh Liddell	Tampa Bay [2018]
Jim Lindsey	Minnesota [1966-72]
Steve Little*	St. Louis [1978-80]
Mitchell Loewen	New Orleans [2016-]
DeMarcus Love	Minnesota [2011-13]; Jacksonville [2013]; New York Giants [2014]; New Orleans [2014]; Denver [2014]; Atlanta [2015]
Jamar Love	New England [2009]; Dallas [2009]; Tampa Bay [2009]; Tennessee [2009]
Anthony Lucas	Green Bay; Dallas
Jonathan Luigs	Cincinnati [2009]
Kenneth Lunday	New York Giants [1937-41, 46-47]
Vaughn Lusby	Cincinnati [1979]; Chicago [1980]



Arguably the greatest tackle in Philadelphia Eagles history, **JASON PETERS** has made nine Pro Bowl appearances and earned six All-Pro selections in his 13 NFL seasons.

M

Isaac Madison	Dallas [2012]; Detroit [2012]
Ryan Mallett	New England [2011-14]; Houston [2014-15]; Baltimore [2015-17]
Brisson Manor	Denver [1977-84]; Tampa Bay [1984]
Fred Marshall	Calgary (CFL)
Wayne Martin*	New Orleans [1989-99]
Darryl Mason	Birmingham (USFL)
Geno Mazzanti	New York Yanks [1950]
Jerry Mazzanti	Philadelphia [1963]; Detroit [1966]; Pittsburgh [1967]
Bruce Maxwell	Detroit [1970]
Darren McFadden*	Oakland [2008-14]; Dallas [2015-17]
Bill McClard	San Diego [1972]; New Orleans [1973-75]
Lamar McHan*	Chicago Cardinals [1954-58]; Green Bay [1959-60]; Baltimore Colts [1961-63]; San Francisco [1963]
J.J. Meadors	Edmonton (CFL)
Peter Merloni	Boston Braves
Caleb Miller	Cincinnati [2004-07]
Nick Miller	Cleveland
Tevin Mitchell	Washington [2015]; Indianapolis [2015-17]; Oakland [2017]
Braylon Mitchell	Oakland [2015]
Verl Mitchell	Atlanta
Marcus Monk	Chicago [2008]; Carolina [2009]
Charles Moore	Washington [1962]
Henry Moore	New York Giants [1956]; Baltimore Colts [1957]
Jerry Moore	Chicago [1971-72]; New Orleans [1973-74]
Jim Mooty	Dallas [1960]
Drew Morgan	Miami [2017-]
Alex Mortensen	Tennessee [2009]
Dickey Morton	Toronto (CFL); Pittsburgh
Lock Morton	Newark
Tom Murphy	Chicago Cardinals [1934]
Wes Murphy	Kansas City [2007]

N

Jerico Nelson	New Orleans [2012-13]
Gerald Nesbitt	Ottawa (CFL)

O

Sam Olajubutu	Tampa Bay [2007]
Tony Ollison	Indianapolis; San Antonio (USFL)
Kerry Owens	Cincinnati; Cleveland [1989]

P

Zac Painter	Dallas
Stephen Parker	Miami [2007]
Leon Pense	Pittsburgh [1945]
Jason Peters	Buffalo [2004-08]; Philadelphia [2009-]
Mitch Petrus	New York Giants [2010-12]; New England [2012]; Tennessee [2012]
Jermaine Petty	Cincinnati [2002]; Green Bay [2003]
Loyd Phillips*	Chicago [1967-69]; New Orleans
Darius Philon	San Diego/Los Angeles Chargers [2015-]
Joyce Pipkin	New York Giants [1948]; Los Angeles

R

Frank Ragnow*	Detroit [2018-]
Davis Reavis	Pittsburgh [1974-75]; Tampa Bay [1976-83]
Mike Reppond	Chicago [1973]; British Columbia (CFL)
Lawrence Richardson	Buffalo [2004]; Hamburg (NFL) [2005]
Matt Ral Richardson	Washington [2008]; Houston [2008]; Cleveland [2009]
Danny Rhodes	Baltimore Colts [1974]
Jack Robbins*	Chicago Cardinals [1938-39]
Kyle Roper	Baltimore [2006]
James Rouse	Chicago [1990-91]
Coy Ernest Ruple	Pittsburgh [1968-69]
Derek Russell	Denver [1991-94]; Houston/Tennessee [1995-97]

PRO HOGS IN THE NFL



S

Floyd Sagely	Chicago Cardinals [1957]
Roland Sales	Toronto (CFL); Montreal (CFL)
Howard Sampson	Green Bay [1978-79]
David Sanders	Oakland; San Francisco (XFL)
Kenny Sandlin	Carolina [2002]; Minnesota [2003]
Kevin Scanlon	Los Angeles Rams [1980]; Hamilton (CFL) [1980]
Clyde Scott*	Philadelphia [1949-52]; Detroit [1952]
Earl Scott	Amsterdam (WLAF)
Malcolm Sheppard	Houston [2010]; Tennessee [2010-11]
Milt Simington	Cleveland; Pittsburgh [1942]
Desmond Sims	New Orleans [2007]
Gerald Skinner	Green Bay [1978]
Dan Skipper	Dallas [2017]; Detroit [2017-]
Dwight Sloan	Chicago Cardinals [1938]; Detroit [1939-40]
Kiero Small	Seattle [2014]; Cleveland [2014]; Baltimore [2014-15]
Billy Ray Smith Sr.	Los Angeles Rams [1957]; Pittsburgh [1958-60]; Baltimore Colts [1961, 63-70]
Billy Ray Smith Jr.*	San Diego [1983-92]
Chris Smith	Jacksonville [2014-16]; Cincinnati [2017-]
Emanuel Smith	Jacksonville [2000]
Mark Smith	Kansas City
Richard Smith	Kansas City [2004-05]; Washington [2006]; Edmonton (CFL) [2007]
Rollen Smith	St. Louis
Michael Snowden	Tennessee
Junior Soli	San Diego
Ryan Sorahan	New Orleans [2004]
Ronny South	New Orleans [1968]
Martrell Spaight	Washington [2015-]
Ray Spillers	Philadelphia [1937]
Bob Stankovitch	Kansas City
George Stewart	Kansas City
Clint Stoerner	Dallas [2000-03]; Scottish (NFL); Miami [2004]
Donnie Stone	Denver [1961-64]; Buffalo [1965]; Houston [1966]
Pat Summerall	Detroit [1952]; Chicago Cardinals [1953-57]; New York Giants [1958-61]
Buddy Sutton	Baltimore
Travis Swanson	Detroit [2014-18]; New York Jets [2018-]

T

Fred Talley	Atlanta [2003]; Edmonton (CFL) [2004]; Montreal (CFL) [2005]; Atlanta [2006]
Brad Taylor	Edmonton (CFL); Montreal (CFL)
R.C. Thielemann	Atlanta [1977-84]; Washington [1985-88]
Mick Thomas	Atlanta
Robert Thomas	Washington [2014-15]; Seattle [2015]; New England [2015]; Miami [2015]; Carolina [2016]; New York Giants [2016-]
Tramain Thomas	Tampa Bay [2012]
Wilfred Thorpe	Cleveland
Henre' Toliver	Indianapolis [2018-]
Curtis Townsend	St. Louis [1978]; San Diego
Kendall Trainor	Phoenix; Sacramento (WLAF); New York; New Jersey (WLAF)
Sebastian Tretola	Tennessee [2016]
Zac Tubbs	Buffalo [2007]

U

Tony Ugoh	Indianapolis [2007-09]; Detroit [2010]; Indianapolis [2011]; New York Giants [2011]; Kansas City [2012]
Ron Underwood	Chicago

V

Jose Valdez	Atlanta [2009-11]; St. Louis [2012]; Saskatchewan (CFL) [2013]
Clyde Van Sickle	Green Bay [1932-33]
Vickiel Vaughn	San Francisco [2006]; Washington [2007]; Denver [2008]
Darius Vinnett	St. Louis [2007-08]



DEATRICH WISE JR. had 5.0 sacks during the regular season and 2.0 in the playoffs as a rookie in 2017.

W

Jimmy Walker	Minnesota [1987]; Edmonton (CFL); Ottawa (CFL); Birmingham (USFL)
Gavin Walls	Minnesota [2003]; Scottish (NFL) [2004]; Winnipeg (CFL) [2005-10]; Montreal (CFL) [2010-11]
Danny Walters	San Diego [1983-87]
Charles Washington	Green Bay [1987]
Orlando Watters	Seattle [1994]
Tim Webster	Green Bay [1971]
Marsh White	New York Giants [1975-77]
Bobbie Williams	Philadelphia [2000-03]; Cincinnati [2004-11]
Boo Williams	New Orleans [2001-05]; New York Giants [2006]
David Williams	Denver [2018-]
D.J. Williams	Green Bay [2011-12]; Jacksonville [2013]; New England [2013]; Tampa Bay [2014]; Washington [2015]
Fred Williams	Chicago [1952-63]; Washington [1964-65]
Jonathan Williams	Buffalo [2016-17]; New Orleans [2017-]
Patrick Williams	New York Jets
Demetrius Wilson	San Diego [2015]
George Wilson	Detroit [2004]; Buffalo [2005-12]; Tennessee [2013-14]
Tyler Wilson	Oakland [2013]; Tennessee [2013]; Cincinnati [2014]
Ronnie Wingo Jr.	Atlanta [2013]; Buffalo [2013-14]; Atlanta [2014-15]
Ben Winkleman	Milwaukee
Bill Winston	New York Jets
Dennis Winston	Pittsburgh [1977-81, 85-86]; New Orleans [1982-85]
Deatrich Wise Jr.	New England [2017-]
Jarius Wright	Minnesota [2012-17]; Carolina [2018]
Don Wunderly	Pittsburgh; British Columbia (CFL)
Kevin Wyatt	Miami; San Diego [1986]
Harry Wynne	Boston Yanks; New York Giants [1945]

Y

Theo Young	Pittsburgh [1987]
------------	-------------------

* Drafted first round

Played basketball at Arkansas

Years spent with each team not available for all players.

PRO HOGS IN THE SUPER BOWL



PLAYER	TEAM	SUPER BOWL (OPPONENT)
Lance Alworth, WR	Dallas	VI (Miami)
Steve Atwater, S	Denver	XXIV (San Francisco), XXXII (Green Bay), XXXIII (Atlanta)
Alvin Bailey, OT	Seattle	XLVIII (Denver), XLIX (New England)
Jake Bequette, DE [^]	New England	XLIX (Seattle)
Ravin Caldwell, LB	Washington	XXII (Denver), XXVI (Buffalo)
Mike Cherry, QB	New York Giants	XXXV (Baltimore)
Steve Cox, P	Washington	XXII (Denver)
Trey Flowers, DE	New England	LI (Atlanta), LII (Philadelphia)
Henry Ford, DT/DE	Tennessee	XXXIV (St. Louis)
Brett Goode, LS	Green Bay	XLV (Pittsburgh)
Ryan Hale, DT	New York Giants	XXXV (Baltimore)
Dan Hampton, DE	Chicago	XX (New England)
Madre Hill, RB	Oakland	XXXVII (Tampa Bay)
Cody Hollister, WR [^]	New England	LII (Philadelphia)
Tavaris Jackson, QB	Seattle	XLVIII (Denver)
Cameron Jefferson, OT [^]	Denver	50 (Carolina)
Raylee Johnson, DE	San Diego	XXIX (San Francisco)
Greg Lasker, S	New York Giants	XXI (Denver)
Jim Lindsey, RB	Minnesota	IV (Kansas City)
Ryan Mallett, QB	New England	XLVI (New York Giants)
Brisen Manor, DE	Denver	XII (Dallas)
Jason Peters, OL	Philadelphia	LII (New England)
Mitch Petrus, OG	New York Giants	XLVI (New England)
Dave Reavis, OT	Pittsburgh	IX (Minnesota), X (Dallas)
Billy Ray Smith, DT	Baltimore Colts	III (N.Y. Jets), V (Dallas)
R.C. Thielemann, OG	Washington	XXII (Denver)
Tony Ugoh, OT	Indianapolis	XLIV (New Orleans)
	New York Giants	XLVI (New England)
Bobbie Williams, OG	Baltimore	XLVII (San Francisco)
Dennis Winston, LB	Pittsburgh	XIII (Dallas), XIV (Los Angeles Rams)
Deatrich Wise Jr., DL	New England	LII (Philadelphia)

[^] Practice squad

COACH	TEAM	SUPER BOWL (OPPONENT)
Raymond Berry*	New England	XX (Chicago)
Don Breaux*	Washington	XVII (Miami)
		XVIII (Los Angeles Raiders)
		XXII (Denver)
		XXVI (Buffalo)
Pete Carroll*	Seattle	XLVIII (Denver)
		XLIX (New England)
Joe Gibbs*	Washington	XVII (Miami)
		XVIII (Los Angeles Raiders)
		XXII (Denver)
		XXVI (Buffalo)
Bill Johnson*	New Orleans	XLIV (Indianapolis)
Jimmy Johnson*	Dallas	XXVII (Buffalo)
		XXVIII (Buffalo)
John Mitchell*	Pittsburgh	XXX (Dallas)
		XL (Seattle)
		XLIII (Arizona)
		XLV (Green Bay)
Pat Ruel*	Seattle	XLVIII (Denver)
		XLIX (New England)
Barry Switzer*	Dallas	XXX (Pittsburgh)
Fred Von Appen*	San Francisco	XIX (Miami)
		XXIII (Cincinnati)

*Coached at Arkansas

OWNER	TEAM	SUPER BOWL (OPPONENT)
Jerry Jones	Dallas	XXVII (Buffalo)
		XXVIII (Buffalo)
		XXX (Pittsburgh)



TREY FLOWERS had 2.5 sacks and five total quarterback hits in the New England Patriots' 34-28 Super Bowl LI win over the Atlanta Falcons. He is the 25th former Razorback to win the Super Bowl as a player on an active roster.



JERRY JONES (left) and **JIMMY JOHNSON** (right) celebrate with the Lombardi Trophy after the Dallas Cowboys defeated the Buffalo Bills in Super Bowl XXVIII for their second straight Super Bowl victory.

INDIVIDUAL RUSHING RECORDS



RUSHING ATTEMPTS

GAME		
1.	45	Madre Hill vs. Auburn (186 yards, 1 TD) 1995
2.	42	Brandon Holmes vs. LSU (143 yards, 1 TD) 2000
3.	40	DeCori Birmingham at Kentucky (196 yards, 2 TD) 2003
4.	38	David Dickey vs. SMU (133 yards, 2 TD) 1966
5.	36	Cedric Cobbs at Alabama (198 yards, 1 TD) 2003
	36	Dickey Morton at SMU (189 yards, 0 TD) 1973
7.	35	Michael Smith at Kentucky (192 yards, 1 TD) 2008
	35	Michael Smith at Auburn (176 yards, 1 TD) 2008
	35	Bill Burnett at Baylor (133 yards, 3 TD) 1969
	35	Bill Burnett vs. North Texas (185 yards, 2 TD) 1968

SEASON

1.	325	Darren McFadden (1,830 yards, 16 TD) 2007
2.	307	Madre Hill (1,387 yards, 15 TD) 1995
3.	284	Darren McFadden (1,647 yards, 14 TD) 2006
4.	271	Alex Collins (1,577 yards, 20 TD) 2015
5.	245	Rawleigh Williams III (1,360 yards, 12 TD) 2016
6.	242	Dickey Morton (1,188 yards, 6 TD) 1972
7.	232	Bobby Burnett (947 yards, 16 TD) 1965
8.	227	Cedric Cobbs (1,320 yards, 10 TD) 2003
9.	226	Dickey Morton (1,298 yards, 5 TD) 1973
10.	220	Ben Cowins (1,192 yards, 14 TD) 1977

CAREER

1.	785	Darren McFadden (4,590 yards, 41 TD) 2005-07
2.	665	Alex Collins (3,703 yards, 36 TD) 2013-15
3.	635	Ben Cowins (3,570 yards, 30 TD) 1975-78
4.	595	Dickey Morton (3,317 yards, 16 TD) 1971-73
5.	589	Cedric Cobbs (3,018 yards, 26 TD) 1999-2003
6.	559	James Rouse (2,887 yards, 38 TD) 1985-89
7.	541	Madre Hill (2,407 yards, 25 TD) 1994-98
8.	526	Bill Burnett (2,204 yards, 46 TD) 1968-70
9.	505	E.D. Jackson (2,061 yards, 9 TD) 1989-92
10.	498	Fred Talley (2,661 yards, 11 TD) 1999-2002

RUSHING YARDS

GAME		
1.	321	Darren McFadden vs. South Carolina (34 rushes, 1 TD) 2007
2.	271	Dickey Morton at Baylor (28 rushes, 2 TD) 1973
3.	241	Fred Talley at Auburn (21 rushes, 1 TD) 2002
4.	236	Leon Campbell vs. North Texas (15 rushes, 2 TD) 1949
5.	219	Darren McFadden at South Carolina (25 rushes, 2 TD) 2006
	219	James Rouse vs. New Mexico (19 rushes, 4 TD) 1987
7.	215	Ike Forte vs. Texas Tech (32 rushes, 2 TD) 1974
8.	214	Fred Talley vs. Ole Miss (29 rushes, 2 TD) 2000
9.	212	Alex Collins at Texas Tech (27 rushes, 2 TD) 2014
10.	206	Darren McFadden at LSU (32 rushes, 3 TD) 2007

SEASON

1.	1,830	Darren McFadden (325 rushes, 16 TD) 2007
2.	1,647	Darren McFadden (284 rushes, 14 TD) 2006
3.	1,577	Alex Collins (271 rushes, 20 TD) 2015
4.	1,387	Madre Hill (307 rushes, 15 TD) 1995
5.	1,360	Rawleigh Williams III (245 rushes, 12 TD) 2016
6.	1,322	Knile Davis (204 rushes, 13 TD) 2010
7.	1,320	Cedric Cobbs (227 rushes, 10 TD) 2003
8.	1,298	Dickey Morton (226 rushes, 5 TD) 1973
9.	1,192	Ben Cowins (220 rushes, 14 TD) 1977
10.	1,190	Jonathan Williams (211 rushes, 12 TD) 2014

CAREER

1.	4,590	Darren McFadden (785 rushes, 41 TD) 2005-07
2.	3,703	Alex Collins (665 rushes, 36 TD) 2013-15
3.	3,570	Ben Cowins (635 rushes, 30 TD) 1975-78
4.	3,317	Dickey Morton (595 rushes, 16 TD) 1971-73
5.	3,018	Cedric Cobbs (589 rushes, 26 TD) 1999-2003
6.	2,956	Felix Jones (386 rushes, 20 TD) 2005-07
7.	2,887	James Rouse (559 rushes, 38 TD) 1985-89
8.	2,661	Fred Talley (498 rushes, 11 TD) 1999-2002
9.	2,535	Matt Jones (382 rushes, 24 TD) 2001-04
10.	2,407	Madre Hill (541 rushes, 25 TD) 1994-98

YARDS PER RUSH

SEASON (min. 99 rushes)		
1.	8.74	Felix Jones (133 rushes, 1,156 yards) 2007
2.	7.62	Jerry Eckwood (104 rushes, 792 yards) 1975
3.	7.58	Felix Jones (154 rushes, 1,168 yards) 2006
4.	6.54	Dickey Morton (127 rushes, 831 yards) 1971
5.	6.48	Knile Davis (204 rushes, 1,322 yards) 2010
6.	6.34	Ben Cowins (183 rushes, 1,162 yards) 1976
7.	6.32	Dennis Johnson (106 rushes, 670 yards) 2011
	6.32	Darren McFadden (176 rushes, 1,113 yards) 2005
	6.32	Felix Jones (99 rushes, 626 yards) 2005
10.	6.15	Geno Mazzanti (123 rushes, 757 yards) 1949

CAREER

1.	7.66	Felix Jones (386 rushes, 2,956 yards) 2005-07
2.	6.64	Matt Jones (382 rushes, 2,535 yards) 2001-04
3.	5.98	Dennis Johnson (345 rushes, 2,036 yards) 2008-12
4.	5.85	Michael Smith (359 rushes, 2,103 yards) 2006-09
	5.85	Darren McFadden (785 rushes, 4,590 yards) 2005-07
6.	5.72	Jonathan Williams (406 rushes, 2,321 yards) 2012-15
7.	5.62	Ben Cowins (635 rushes, 3,570 yards) 1975-78
8.	5.57	Alex Collins (665 rushes, 3,703 yards) 2013-15
	5.57	Jerry Eckwood (340 rushes, 1,895 yards) 1974-76, 78

RUSHING TOUCHDOWNS

GAME		
1.	6	Madre Hill vs. South Carolina 1995
2.	5	Alex Collins vs. UT Martin 2015
	5	Jessie Clark vs. Baylor 1981
	5	Gene Davidson vs. Oklahoma Mines 1916
	5	Gene Davidson vs. Hendrix 1915

SEASON

1.	20	Alex Collins 2015
2.	19	Bill Burnett 1969
3.	17	James Rouse 1987
4.	16	Darren McFadden 2007
	16	Bobby Burnett 1965
6.	15	Madre Hill 1995
	15	Bill Burnett 1968
8.	14	Darren McFadden 2006
	14	Ben Cowins 1977
	14	Billy Moore 1962

CAREER

1.	46	Bill Burnett 1968-70
2.	41	Darren McFadden 2005-07
3.	38	James Rouse 1985-89
4.	36	Alex Collins 2013-15
5.	30	Ben Cowins 1975-78
6.	26	Cedric Cobbs 1999-2003
7.	25	Madre Hill 1994-98
	25	David Dickey 1966-68
9.	24	Matt Jones 2001-04
	24	Chrys Chukwuma 1996-99



ALEX COLLINS broke Arkansas' single-season record for rushing touchdowns (20) in 2015, while equaling Darren McFadden's program records for 100-yard games (10) and 100-yard games in SEC action (6).

100-YARD RUSHING GAMES

SEASON		
1.	10	Alex Collins 2015
	10	Darren McFadden 2007
3.	7	Rawleigh Williams III 2016
	7	Darren McFadden 2006
	7	Cedric Cobbs 2003
6.	6	Knile Davis 2010
	6	Felix Jones 2007
	6	Madre Hill 1995
	6	Ben Cowins 1977
	6	Dickey Morton 1973
	6	Dickey Morton 1972
12.	5	Jonathan Williams 2014
	5	Michael Smith 2008
	5	Felix Jones 2006
	5	Darren McFadden 2005
	5	Ben Cowins 1978
	5	Ben Cowins 1976
	5	Jerry Eckwood 1975
	5	Bill Burnett 1969
	5	Bobby Burnett 1965

CAREER

1.	22	Darren McFadden 2005-07
2.	17	Alex Collins 2013-15
3.	16	Ben Cowins 1975-78
4.	15	Dickey Morton 1971-73
5.	13	Felix Jones 2005-07
6.	11	Cedric Cobbs 1999-2003
	11	Fred Talley 1999-2002
8.	9	Jonathan Williams 2012-15
	9	Oscar Malone 1992-94, 96
	9	Bill Burnett 1968-70
11.	8	Rawleigh Williams III 2015-16
	8	Matt Jones 2001-04
	8	Madre Hill 1994-98
	8	James Rouse 1985, 87-89
	8	Ike Forte 1974-75

100-YARD RUSHING GAMES (324)



PLAYER	DATE	ATT	YDS	AVG	TD	OPPONENT
Darren McFadden	11/3/07	34	321	9.4	1	South Carolina
Dickey Morton	10/13/73	28	271	9.7	2	Baylor
Fred Talley	10/12/02	21	241	11.5	1	Auburn
Leon Campbell	9/24/49	15	236	15.7	2	North Texas
Darren McFadden	11/4/06	25	219	8.8	2	South Carolina
James Rouse	11/28/87	19	219	11.5	4	New Mexico
Ike Forte	11/23/74	32	215	6.7	2	Texas Tech
Fred Talley	11/4/00	29	214	7.4	2	Ole Miss
Alex Collins	9/13/14	27	212	7.9	2	Texas Tech
Darren McFadden	11/23/07	32	206	6.4	3	LSU
Roland Sales	1/1/78	22	205	9.3	2	Oklahoma
Rawleigh Williams III	11/19/16	16	205	12.8	4	Mississippi State
Ben Cowins	9/17/77	21	203	9.7	2	Oklahoma State
Madre Hill	9/30/95	29	200	6.9	2	Vanderbilt
Cedric Cobbs	9/27/03	36	198	5.5	1	Alabama
DeCori Birmingham	11/1/03	40	196	4.9	2	Kentucky
Darren McFadden	9/15/07	33	195	5.9	2	Alabama
Michael Smith	10/18/08	35	192	5.5	1	Kentucky
Darren McFadden	10/22/05	31	190	6.1	2	Georgia
Fred Talley	11/10/01	27	189	7.0	2	Central Florida
Dickey Morton	11/17/73	36	189	5.3	0	SMU
Lamar McHan	11/3/51	26	189	7.3	2	Texas A&M
Knile Davis	11/20/10	30	187	6.2	2	Mississippi State
Darren McFadden	11/5/05	32	187	5.8	0	South Carolina
Madre Hill	10/28/95	45	186	4.1	1	Auburn
Ben Cowins	10/23/76	21	186	8.9	1	Houston
Alex Collins	1/2/16	23	185	8.0	3	Kansas State
Bill Burnett	10/26/68	35	185	5.3	2	North Texas
Darren McFadden	9/9/06	20	184	9.2	2	Utah State
E.D. Jackson	11/24/90	29	184	6.3	2	SMU
Knile Davis	11/13/10	11	182	16.5	1	UTEP
Darren McFadden	11/24/06	21	182	8.7	2	LSU
Fred Talley	10/19/02	24	182	7.6	0	Kentucky
Darren McFadden	11/11/06	30	181	6.0	2	Tennessee
Ray Parks	10/14/50	21	180	8.6	2	Baylor
Rawleigh Williams III	10/15/16	27	180	6.7	0	Ole Miss
Madre Hill	9/9/95	31	178	5.7	6	South Carolina
Marius Johnson	11/13/93	34	177	5.2	2	Tulsa
Knile Davis	10/23/10	22	176	8.0	3	Ole Miss
Michael Smith	10/11/08	35	176	5.0	1	Auburn
Barry Foster	10/7/89	17	176	10.4	2	TCU
Cedric Cobbs	9/16/00	34	174	5.1	2	Boise State
Alex Collins	10/31/15	16	173	10.8	5	UT Martin
Darren McFadden	9/22/07	29	173	6.0	1	Kentucky
Alex Collins	9/7/13	24	172	7.2	1	Samford
Alex Collins	9/19/15	28	170	6.1	1	Texas Tech
Cedric Cobbs	11/28/03	21	169	8.0	1	LSU
Darryl Bowles	11/17/79	16	169	10.6	2	Texas A&M
Ken Holland	9/20/47	9	168	18.7	3	Northwestern (La.) State
E.D. Jackson	9/5/92	29	167	5.8	0	Citadel
Felix Jones	11/3/07	13	166	12.8	3	South Carolina
Chrys Chukwuma	11/27/98	29	166	5.7	2	LSU
Darren McFadden	11/19/05	21	165	7.9	2	Mississippi State
Geno Mazzanti	11/26/49	23	165	7.2	2	Tulsa
Buddy Sutton	11/22/52	21	164	7.8	1	Tulsa
Ben Cowins	9/18/76	17	163	9.6	0	Oklahoma State
Jerry Eckwood	10/4/75	14	162	11.6	1	TCU
Dennis Johnson	10/27/12	27	161	6.0	1	Ole Miss
Fred Talley	10/28/00	26	161	6.2	1	Auburn
Gary Anderson	12/13/82	26	161	6.2	2	Florida
Ike Forte	9/13/75	26	161	6.2	3	Air Force
Dennis Johnson	10/22/11	15	160	10.7	1	Ole Miss
Mark Calcagni	11/2/85	22	160	7.3	1	Rice
Mike Saint	11/20/71	29	160	5.5	0	Texas Tech
Michael Smith	9/6/08	22	157	7.1	2	Louisiana Monroe
Dickey Morton	10/27/72	34	157	4.6	2	Baylor



One of only two players to win the Doak Walker Award twice, **DARREN MCFADDEN** owns the two highest season rushing totals in school history with 1,830 yards in 2007 and 1,647 yards in 2006.

Gary Anderson	12/27/80	11	156	14.2	1	Tulane
Ben Cowins	9/10/77	17	156	9.2	1	New Mexico State
Jerry Eckwood	9/20/75	20	156	7.8	1	Oklahoma State
Dickey Morton	10/27/73	17	156	9.2	1	Tulsa
Alex Collins	10/3/15	27	154	5.7	2	Tennessee
Madre Hill	10/14/95	26	154	5.9	1	Ole Miss
Jon Richardson	9/18/71	24	154	6.4	2	Oklahoma State
Jonathan Williams	10/25/14	18	153	8.5	1	UAB
Ike Forte	10/26/74	20	153	7.7	2	Colorado State
Knile Davis	11/27/10	30	152	5.1	1	LSU
Alex Collins	9/26/15	26	151	5.8	1	Texas A&M
Jonathan Williams	8/31/13	18	151	8.4	1	Louisiana
Darren McFadden	9/1/07	24	151	6.3	1	Troy
Madre Hill	11/1/95	27	151	5.6	1	Louisiana Lafayette
Oscar Malone	9/3/94	19	151	7.9	2	SMU
Felix Jones	1/1/07	14	150	10.7	2	Wisconsin
Cedric Cobbs	11/22/03	30	150	5.0	2	Mississippi State
Marshall Foreman	10/6/84	21	150	7.1	1	TCU
Ben Cowins	12/2/78	19	148	7.8	2	Texas Tech
Rawleigh Williams III	11/5/16	26	148	5.7	2	Florida
Ben Cowins	11/20/76	28	147	5.3	1	SMU
Dickey Morton	11/3/73	27	147	5.4	0	Texas A&M
Jerry Eckwood	9/27/75	19	146	7.7	1	Tulsa
Mike Kirkland	11/16/74	23	146	6.3	1	SMU
Dickey Morton	10/23/71	13	146	11.2	1	North Texas
Jonathan Williams	9/13/14	22	145	6.6	4	Texas Tech
Michael Smith	10/10/09	18	145	8.1	1	Auburn
Darren McFadden	10/7/06	28	145	5.2	1	Auburn
Cedric Cobbs	9/6/03	12	145	12.1	1	Tulsa
Ben Cowins	9/16/78	15	144	9.6	0	Vanderbilt
Jonathan Williams	9/6/14	4	143	35.8	1	Nicholls
Brandon Holmes	11/24/00	42	143	3.4	1	LSU
Oscar Malone	11/27/93	10	143	14.3	2	LSU
Ike Forte	10/25/75	21	143	6.8	2	Utah State
Jerry Eckwood	9/13/75	11	143	13.0	1	Air Force
Fred Talley	11/11/00	27	142	5.3	1	Tennessee
Chrys Chukwuma	9/19/98	17	142	8.4	0	SMU
Alex Collins	11/14/15	16	141	8.8	2	LSU
Felix Jones	10/6/07	13	141	10.8	2	Chattanooga
Felix Jones	10/28/06	9	141	15.7	1	Louisiana Monroe
Cedric Cobbs	12/31/03	27	141	5.2	1	Missouri
Oscar Malone	9/11/93	22	141	6.4	1	South Carolina
Russell Cody	10/23/67	33	140	4.2	0	Oklahoma State
Geno Mazzanti	10/22/49	16	140	8.8	0	Vanderbilt

100-YARD RUSHING GAMES (324)



PLAYER	DATE	ATT	YDS	AVG	TD	OPPONENT
Clyde Scott	10/2/48	17	140	8.2	3	TCU
Knile Davis	1/4/11	26	139	5.3	0	Ohio State
DeArrius Howard	9/10/05	21	139	6.6	1	Vanderbilt
Darren McFadden	9/29/07	19	138	7.3	2	North Texas
Darryl Bowles	9/18/82	27	138	5.1	1	Navy
Felix Jones	11/24/06	16	137	8.6	1	LSU
Felix Jones	9/3/05	8	137	17.1	1	Missouri State
Dickey Morton	9/29/73	27	137	5.1	1	Iowa State
Dickey Morton	9/30/72	26	137	5.3	0	Tulsa
Rawleigh Williams III	9/10/16	28	137	4.9	0	TCU
Fred Talley	10/26/02	20	136	6.8	0	Ole Miss
Marius Johnson	12/30/95	29	136	4.7	0	North Carolina
Peyton Hillis	9/3/05	14	135	9.6	3	Missouri State
Fred Talley	10/6/01	17	135	7.9	1	Weber State
Dickey Morton	11/25/72	33	135	4.1	0	Texas Tech
Devwah Whaley	10/1/16	9	135	15.0	1	Alcorn State
Broderick Green	10/31/09	9	134	14.9	2	Eastern Michigan
Henry Moore	10/30/54	26	134	5.2	1	Texas A&M
Michael Smith	10/4/08	20	133	6.7	1	Florida
Felix Jones	9/22/07	12	133	11.1	0	Kentucky
James Rouse	11/11/89	28	133	4.8	1	Baylor
James Rouse	10/14/89	19	133	7.0	1	Rice
Dickey Morton	9/23/72	26	133	5.1	1	Oklahoma State
Bill Burnett	10/11/69	35	133	3.8	3	Baylor
David Dickey	11/12/66	38	133	3.5	2	SMU
Felix Jones	9/29/07	7	132	18.9	2	North Texas
Matt Jones	11/15/03	7	132	18.9	3	New Mexico State
Chrys Chukwuma	9/5/98	12	132	11.0	2	Louisiana Lafayette
Bobby Burnett	11/20/65	30	132	4.4	3	Texas Tech
Bobby Burnett	10/23/65	18	132	7.3	3	North Texas
Alex Collins	9/27/14	21	131	6.2	1	Texas A&M
Alex Collins	9/6/14	13	131	10.0	3	Nicholls
Alex Collins	8/31/13	21	131	6.2	0	Louisiana
Matt Jones	11/17/01	10	131	13.1	0	Mississippi State
Ike Forte	9/27/75	17	131	7.7	0	Tulsa
Lance Alworth	11/14/59	15	131	8.7	1	SMU
Alex Collins	11/27/15	30	130	4.3	3	Missouri
Michael Forrest	10/29/77	25	130	5.2	1	Rice
Bill Burnett	11/8/69	25	130	5.2	2	Rice
Bill Burnett	11/23/68	29	130	4.5	2	Texas Tech
Michael Smith	10/25/08	19	129	6.8	1	Ole Miss
Felix Jones	9/1/07	12	129	10.8	1	Troy
Darren McFadden	10/28/06	18	129	7.2	1	Louisiana Monroe
Matt Jones	11/16/02	13	129	9.9	1	Louisiana Lafayette
Lewis Carpenter	11/24/51	20	129	6.5	0	Tulsa
Oscar Malone	10/8/94	15	128	8.5	1	Tennessee
Harry Jones	9/18/65	6	128	21.3	1	Oklahoma State
Alex Collins	9/5/15	12	127	10.6	1	UTEP
Dennis Johnson	11/28/08	18	127	7.1	1	LSU
DeCori Birmingham	9/18/04	14	127	9.1	1	Louisiana Monroe
Ron Calcagni	10/22/77	18	127	7.1	0	Houston
Jonathan Williams	9/7/13	17	126	7.4	1	Samford
Matt Jones	11/13/04	5	126	25.2	1	Ole Miss
Oscar Malone	11/9/96	32	126	3.9	0	Ole Miss
Ben Cowins	9/11/76	16	126	7.9	2	Utah State
Billy Moore	9/29/62	9	126	14.0	2	Tulsa
Geno Mazzanti	11/5/49	15	126	8.4	0	Rice
Rawleigh Williams III	10/1/16	13	126	9.7	0	Alcorn State
Darren McFadden	10/8/05	11	125	11.4	2	Louisiana Monroe
DeArrius Howard	11/20/04	29	125	4.3	1	Mississippi State
Barry Foster	10/28/89	20	125	6.3	0	Houston
James Rouse	10/12/85	14	125	8.9	1	Texas Tech
James Tolbert	11/15/80	29	125	4.3	2	Texas A&M
Henry Moore	10/16/54	13	125	9.6	1	Texas
Lamar McHan	10/3/53	21	125	6.0	0	TCU
Leon Campbell	9/25/48	19	125	6.6	2	East Texas State



RAWLEIGH WILLIAMS III not only finished as the SEC regular-season rushing leader in 2016, but also led the conference in total yards from scrimmage (1,580).

Michael Jenkins	9/9/99	9	124	13.8	1	Middle Tennessee State
B.J. Edmonds	10/6/84	13	124	9.5	1	TCU
Oscar Malone	10/19/96	20	123	6.2	0	South Carolina
Carlton Calvin	11/27/93	14	123	8.8	2	LSU
Scott Bull	11/15/75	14	123	8.8	1	SMU
Dickey Morton	10/2/71	14	123	8.8	1	TCU
Harry Jones	10/23/65	6	123	20.5	1	North Texas
Gerald Nesbitt	10/20/56	11	123	11.2	2	Texas
Darren McFadden	10/6/07	25	122	4.9	1	Chattanooga
Bruce Maxwell	9/24/66	27	122	4.5	2	Tulsa
Harry Jones	10/2/65	11	122	11.1	2	TCU
Don Christian	10/27/56	23	122	5.3	2	Ole Miss
Jack Robbins	11/26/36	21	122	5.8	1	Tulsa
DeArrius Howard	11/23/02	25	121	4.8	0	Mississippi State
James Rouse	10/10/87	18	121	6.7	1	Texas Tech
Gary Anderson	11/1/80	14	121	8.6	1	Rice
Ben Cowins	10/30/76	20	121	6.1	1	Rice
Dickey Morton	10/28/72	21	121	5.8	1	North Texas
Jack Brasuell	11/7/64	26	121	4.7	0	Rice
Rawleigh Williams III	9/17/16	19	121	6.4	2	Texas State
Chase Hayden	8/31/17	14	120	8.6	1	Florida A&M
DeArrius Howard	9/3/05	12	120	10.0	0	Missouri State
Madre Hill	9/26/98	20	120	6.0	1	Alabama
E.D. Jackson	11/23/91	20	120	6.0	0	Rice
Jerry Eckwood	10/11/75	15	120	8.0	1	Baylor
Jim Mooty	10/25/58	14	120	8.6	2	Ole Miss
T.J. Hammonds	11/4/17	7	119	17.0	1	Coastal Carolina
Devwah Whaley	9/30/17	19	119	6.3	1	New Mexico State
Mike Kirkland	9/13/75	12	119	9.9	1	Air Force
Bill Burnett	9/20/69	19	119	6.3	1	Oklahoma State
Clyde Scott	9/18/48	10	119	11.9	0	Abilene Christian
Fred Talley	11/29/02	15	118	7.9	1	LSU
Oscar Malone	11/21/92	12	118	9.8	1	SMU
Marshall Foreman	10/13/84	24	118	4.9	0	Texas Tech
Ben Cowins	9/30/78	21	118	5.6	2	Tulsa
Darren McFadden	11/10/07	22	117	5.3	0	Tennessee
Ben Cowins	11/4/78	23	117	5.1	0	Rice
Ben Cowins	9/24/77	16	117	7.3	1	Tulsa
Fred Marshall	10/10/64	23	117	5.1	1	Baylor
Gerald Nesbitt	10/13/56	20	117	5.9	0	Baylor
Rawleigh Williams III	11/25/16	25	117	4.7	1	Missouri
Alex Collins	9/28/13	14	116	8.3	1	Texas A&M
Jonathan Williams	9/14/13	16	116	7.2	1	Southern Miss
Michael Smith	10/14/06	8	116	14.5	2	Southeast Missouri State

100-YARD RUSHING GAMES (324)



PLAYER	DATE	ATT	YDS	AVG	TD	OPPONENT
Jessie Clark	9/11/82	11	116	10.5	1	Tulsa
Scott Bull	10/11/75	10	116	11.6	2	Baylor
Bobby Burnett	11/6/65	28	116	4.1	2	Rice
Alex Collins	9/14/13	25	115	4.6	1	Southern Miss
Cedric Cobbs	9/13/03	20	115	5.8	1	Texas
Chrys Chukwuma	10/30/99	19	115	6.1	1	Auburn
James Rouse	12/2/89	20	115	5.8	1	SMU
Greg Thomas	9/14/85	24	115	4.8	0	Ole Miss
Ben Cowins	11/19/77	19	115	6.1	2	SMU
Henry Moore	10/15/55	21	115	5.5	0	Texas
Clyde Scott	11/1/47	22	115	5.2	1	Texas A&M
James Rouse	10/28/89	19	114	6.0	1	Houston
Ben Cowins	10/29/77	15	114	7.6	2	Rice
Jon Richardson	11/21/70	31	114	3.7	2	Texas Tech
Fred Talley	11/3/01	23	113	4.9	0	Ole Miss
Oscar Malone	9/17/94	9	113	12.6	0	Alabama
Greg Thomas	11/22/86	16	113	7.1	3	SMU
James Tolbert	10/31/81	12	113	9.4	2	Rice
Ike Forte	11/16/74	17	113	6.6	0	SMU
Dickey Morton	10/9/71	17	113	6.6	1	Baylor
Clyde Scott	10/9/48	16	113	7.1	1	Baylor
Darren McFadden	9/23/06	25	112	4.5	1	Alabama
Matt Jones	11/1/03	15	112	7.5	1	Kentucky
E.D. Jackson	12/29/91	28	112	4.0	2	Georgia
Marshall Foreman	10/27/84	29	112	3.9	1	Houston
Russ Garber	11/7/70	18	112	6.2	0	Rice
Russell Cody	11/8/69	8	112	14.0	0	Rice
John Eichler	10/7/67	15	112	7.5	1	TCU
Jim Mooty	10/31/59	19	112	5.9	2	Texas A&M
Devwah Whaley	11/19/16	19	112	5.9	1	Mississippi State
Matt Jones	11/6/04	10	111	11.1	1	South Carolina
Fred Talley	10/13/01	33	111	3.4	0	South Carolina
Gary Anderson	9/19/81	14	111	7.9	0	Northwestern
James Tolbert	10/4/80	20	111	5.6	0	TCU
Ben Cowins	11/12/77	30	111	3.7	2	Texas A&M
Bill Burnett	11/16/68	24	111	4.6	3	SMU
Bobby Burnett	10/30/65	25	111	4.4	2	Texas A&M
Danny Brabham	10/6/62	21	111	5.3	2	TCU
Clyde Scott	9/20/47	8	111	13.9	2	Northwestern (La.) State
Knile Davis	11/6/10	22	110	5.0	3	South Carolina
Darren McFadden	10/20/07	22	110	5.0	0	Ole Miss
Matt Jones	11/3/01	18	110	6.1	2	Ole Miss
JuJu Harshaw	10/7/89	16	110	6.9	2	TCU
Ben Cowins	11/1/78	26	110	4.2	0	Baylor
Geno Mazzanti	11/12/49	16	110	6.9	0	SMU
Dennis Johnson	11/3/12	22	109	5.0	2	Tulsa
Ronnie Wingo Jr.	9/17/11	20	109	5.5	2	Troy
De'Arrius Howard	9/18/04	13	109	8.4	1	Louisiana Monroe
Rod Stinson	11/15/97	19	109	5.7	1	Tennessee
Oscar Malone	10/12/96	16	109	6.8	1	Louisiana Tech
Bill Burnett	10/10/70	27	109	4.0	2	Baylor
Alex Collins	11/7/15	17	108	6.4	0	Ole Miss
Jonathan Williams	10/18/14	18	108	6.0	0	Georgia
Darren McFadden	10/15/05	13	108	8.3	2	Auburn
James Rouse	9/19/88	22	108	4.9	2	Tulsa
Bruce Maxwell	1/1/70	8	108	13.5	0	Ole Miss
Bruce Maxwell	10/25/69	18	108	6.0	1	Wichita State
Dennis Johnson	10/17/09	14	107	7.6	0	Florida
Cedric Cobbs	11/13/99	15	107	7.1	0	Tennessee
Roland Sales	9/13/79	20	107	5.4	0	Texas Tech
Kay Eakin	9/24/38	20	107	5.4	1	Oklahoma State
Felix Jones	10/14/06	5	106	21.2	1	Southeast Missouri State
Madre Hill	10/3/98	23	106	4.6	0	Kentucky
Marius Johnson	11/27/93	19	106	5.6	0	LSU
Marshall Freeman	10/4/86	31	106	3.4	1	TCU
Nathan Jones	10/19/82	7	106	15.1	0	Texas Tech



FELIX JONES' career 7.66 yards per carry average is a program record and over a yard better than the SEC record set by Bo Jackson (Auburn), but his 386 career carries are just short of the minimum of 400.

Ike Forte	10/11/75	23	106	4.6	2	Baylor
Dickey Morton	11/10/73	26	106	4.1	1	Rice
Fred Marshall	10/10/64	15	106	7.1	1	Baylor
Alex Collins	10/24/15	25	105	4.2	1	Auburn
Jonathan Williams	12/29/14	23	105	4.6	1	Texas
Brandon Barnett	9/29/07	16	105	6.6	1	North Texas
Madre Hill	9/16/95	26	105	4.0	0	Alabama
Quinn Grovey	10/14/89	8	105	13.1	1	Texas Tech
JuJu Harshaw	11/5/88	20	105	5.3	1	Baylor
Dickey Morton	10/21/72	22	105	4.8	0	Texas
Mike Saint	10/24/70	21	105	5.0	1	Wichita State
Gerald Nesbitt	10/22/55	13	105	8.1	0	Ole Miss
Jonathan Williams	11/2/13	15	104	6.9	0	Auburn
Felix Jones	10/7/06	13	104	8.0	1	Auburn
Cedric Cobbs	9/20/03	20	104	5.2	2	North Texas
Chrys Chukwuma	10/12/96	12	103	8.6	1	Louisiana Tech
Barry Foster	11/26/88	8	103	12.9	1	Miami
Derrick Thomas	9/29/84	8	103	12.9	0	Navy
Gary Anderson	9/1/80	9	103	11.4	1	Texas
Jon Richardson	9/11/71	18	103	5.7	0	California
Bill Burnett	11/15/69	26	103	4.0	2	SMU
Felix Jones	10/8/05	14	102	7.3	2	Louisiana Monroe
Matt Jones	9/13/03	12	102	8.5	1	Texas
Bobby Burnett	11/13/65	26	102	3.9	1	SMU
Jack Brasuell	10/10/64	32	102	3.2	1	Baylor
Felix Jones	10/20/07	15	101	6.7	2	Ole Miss
Cedric Cobbs	11/17/01	18	101	5.6	3	Mississippi State
Quinn Grovey	10/15/88	18	101	5.6	1	Texas
Gary Anderson	10/11/80	13	101	7.8	0	Wichita State
Rolland Fuchs	11/15/75	24	101	4.2	0	SMU
Richard Miller	10/27/28	11	101	9.2	0	Texas
Rawleigh Williams III	10/3/15	14	100	7.1	0	Tennessee
Cedric Cobbs	11/3/01	22	100	4.5	2	Ole Miss
Roland Sales	10/29/79	15	100	6.7	2	Tulsa
Jerry Eckwood	9/23/78	14	100	7.1	0	Oklahoma State
Ike Forte	10/12/74	18	100	5.6	0	Baylor
Bill Burnett	11/27/69	20	100	5.0	3	Texas Tech
Gerald Nesbitt	10/26/57	18	100	5.6	0	Ole Miss

INDIVIDUAL PASSING RECORDS



PASS ATTEMPTS

GAME			
1.	59	Tyler Wilson at Texas A&M	2012
2.	53	Brandon Allen vs. Toledo	2015
3.	52	Tyler Wilson vs. LSU	2012
	52	Clint Stoerner at Alabama	1999
5.	51	Tyler Wilson vs. Texas A&M	2011
	51	Joe Ferguson vs. Texas A&M	1971
7.	47	Ryan Mallett vs. Ohio State	2010
8.	45	Brandon Allen at Ole Miss	2013
	45	Brandon Allen vs. Georgia	2014
10.	44	Ryan Mallett vs. Vanderbilt	2010

SEASON

1.	438	Tyler Wilson	2011
2.	411	Ryan Mallett	2010
3.	403	Ryan Mallett	2009
4.	401	Austin Allen	2016
	401	Tyler Wilson	2012
6.	357	Casey Dick	2008
	357	Clint Stoerner	1997
8.	370	Brandon Allen	2015
9.	339	Brandon Allen	2014
10.	317	Clint Stoerner	1999

CAREER

1.	1,023	Clint Stoerner	1996-99
2.	1,016	Brandon Allen	2012-15
3.	948	Tyler Wilson	2008-12
4.	856	Barry Lunney Jr.	1992-95
5.	850	Casey Dick	2005-08
6.	814	Ryan Mallett	2009-10
7.	755	Matt Jones	2001-04
8.	644	Brad Taylor	1981-84
9.	611	Joe Ferguson	1970-72
10.	607	Austin Allen	2014-17

PASS COMPLETIONS

GAME			
1.	33	Brandon Allen at Ole Miss	2015
2.	32	Brandon Allen vs. Toledo	2015
	32	Tyler Wilson vs. Mississippi State	2011
4.	31	Tyler Wilson vs. LSU	2012
	31	Joe Ferguson vs. Texas A&M	1971
6.	30	Tyler Wilson vs. Texas A&M	2011
7.	29	Tyler Wilson at Texas A&M	2012
8.	28	Brandon Allen vs. Georgia	2014
	28	Ryan Mallett vs. Louisiana Monroe	2010
10.	27	Tyler Wilson vs. Vanderbilt	2011
	27	Ryan Mallett at Vanderbilt	2010
	27	Ryan Mallett vs. Texas A&M	2010
	27	Clint Stoerner vs. LSU	1998

SEASON

1.	277	Tyler Wilson	2011
2.	266	Ryan Mallett	2010
3.	249	Tyler Wilson	2012
4.	245	Austin Allen	2016
5.	244	Brandon Allen	2015
6.	225	Ryan Mallett	2009
7.	205	Casey Dick	2008
8.	190	Brandon Allen	2014
9.	180	Barry Lunney Jr.	1995
10.	177	Clint Stoerner	1999



BRANDON ALLEN broke Arkansas' single-game record with six touchdown passes at Ole Miss (Nov. 7, 2015) and his own record two weeks later with seven touchdown passes against Mississippi State (Nov. 21, 2015) to equal the SEC record.

CAREER

1.	593	Tyler Wilson	2008-12
2.	583	Brandon Allen	2012-15
3.	528	Clint Stoerner	1996-99
4.	491	Ryan Mallett	2009-10
5.	476	Barry Lunney Jr.	1992-95
6.	473	Casey Dick	2005-08
7.	417	Matt Jones	2001-04
8.	359	Austin Allen	2014-17
9.	337	Bill Montgomery	1968-70
10.	333	Brad Taylor	1981-84

COMPLETION PERCENTAGE

GAME (13-19 PASS ATT.)			
1.	.875	Ryan Mallett (14-16) vs. Eastern Michigan	2009
2.	.857	Billy Moore (12-14) vs. Tulsa	1962
3.	.846	Brad Taylor (11-13) vs. Tulsa	1984
4.	.823	Casey Dick (14-17) vs. Mississippi State	2007
5.	.813	Matt Jones (13-16) vs. New Mexico State	2004
6.	.812	Clint Stoerner (13-16) vs. South Carolina	1999
7.	.800	Mitch Mustain (12-15) vs. Ole Miss	2006
	.800	Kevin Scanlon (12-15) at Texas A&M	1979
	.800	Joe Ferguson (12-15) vs. North Texas	1972
	.800	Bill Montgomery (12-15) vs. Oklahoma State	1970

GAME (MIN. 20 PASS ATT.)

1.	.875	Ryan Mallett (21-24) vs. Tennessee Tech	2010
2.	.852	Ryan Mallett (23-27) vs. South Carolina	2009
3.	.818	Ronny South (18-22) vs. Texas A&M	1967
4.	.815	Barry Lunney Jr. (22-27) vs. Tennessee	1995
5.	.800	Brandon Allen (20-25) vs. Texas A&M	2015
	.800	Kevin Scanlon (16-20) vs. Rice	1979
7.	.793	Tyler Wilson (23-29) at Mississippi State	2012
8.	.773	Ryan Mallett (17-22) vs. Missouri State	2009
	.773	Robby Hampton (17-22) vs. SW Missouri State	2000
10.	.769	Brandon Allen (20-26) vs. Kansas State	2015

SEASON (MIN. 100 PASS ATT.)

1.	.662	Kevin Scanlon (92-139)	1979
2.	.659	Brandon Allen (244-370)	2015
3.	.647	Ryan Mallett (266-411)	2010
4.	.632	Tyler Wilson (277-438)	2011
5.	.625	Jack Robbins (95-162)	1935
6.	.621	Tyler Wilson (249-401)	2012
7.	.616	Barry Lunney Jr. (180-292)	1995
8.	.615	Greg Thomas (67-109)	1986
9.	.611	Austin Allen (245-401)	2016
10.	.602	Ron Calcagni (62-103)	1978

PASSING YARDS

GAME			
1.	510	Tyler Wilson vs. Texas A&M	2011
2.	442	Brandon Allen at Ole Miss	2015
3.	419	Tyler Wilson vs. Rutgers	2012
4.	412	Brandon Allen vs. Toledo	2015
5.	409	Ryan Mallett vs. Vanderbilt	2010
6.	408	Ryan Mallett vs. Georgia	2009
7.	406	Brandon Allen vs. Mississippi State	2015
8.	405	Ryan Mallett vs. Troy	2009
9.	400	Austin Allen vs. Alabama	2016
	400	Ryan Mallett vs. Louisiana Monroe	2010

SEASON

1.	3,869	Ryan Mallett (266-411, 32 TD, 12 INT)	2010
2.	3,638	Tyler Wilson (277-438, 24 TD, 6 INT)	2011
3.	3,624	Ryan Mallett (225-403, 30 TD, 7 INT)	2009
4.	3,440	Brandon Allen (244-370, 30 TD, 8 INT)	2015
5.	3,430	Austin Allen (245-401, 35 TD, 15 INT)	2016
6.	3,387	Tyler Wilson (249-401, 21 TD, 13 INT)	2012
7.	2,629	Clint Stoerner (167-312, 26 TD, 8 INT)	1998
8.	2,586	Casey Dick (205-357, 13 TD, 14 INT)	2008
9.	2,347	Clint Stoerner (173-357, 12 TD, 13 INT)	1997
10.	2,293	Clint Stoerner (177-317, 19 TD, 10 INT)	1999

INDIVIDUAL PASSING RECORDS



CAREER

1.	7,765	Tyler Wilson	2008-12
2.	7,493	Ryan Mallett	2009-10
3.	7,463	Brandon Allen	2012-15
4.	7,422	Clint Stoerner	1996-99
5.	5,857	Matt Jones	2001-04
6.	5,856	Casey Dick	2005-08
7.	5,782	Barry Lunney Jr.	1992-95
8.	5,045	Austin Allen	2014-17
9.	4,802	Brad Taylor	1981-84
10.	4,590	Bill Montgomery	1968-70

TOUCHDOWN PASSES

GAME

1.	7	Brandon Allen vs. Mississippi State	2015
2.	6	Brandon Allen at Ole Miss	2015
3.	5	Tyler Wilson vs. Kentucky	2012
5	5	Ryan Mallett vs. UTEP	2010
5	5	Ryan Mallett vs. Mississippi State	2009
5	5	Ryan Mallett vs. Troy	2009
5	5	Ryan Mallett vs. Georgia	2009
8.	4	Brandon Allen vs. Nicholls	2014
4	4	Tyler Wilson at Auburn	2010
4	4	Ryan Mallett vs. Texas A&M	2009
4	4	Casey Dick vs. Mississippi State	2007
4	4	Matt Jones vs. Louisiana Monroe	2004
4	4	Robby Hampton vs. Louisiana Monroe	2000
4	4	Brad Taylor vs. Rice	1983
4	4	Joe Ferguson at TCU	1972
4	4	Ronny South vs. SMU	1967

SEASON

1.	32	Ryan Mallett	2010
2.	30	Brandon Allen	2015
30	30	Ryan Mallett	2009
4.	26	Clint Stoerner	1998
5.	25	Austin Allen	2016
6.	24	Tyler Wilson	2011
7.	21	Tyler Wilson	2012
8.	20	Brandon Allen	2014
9.	19	Clint Stoerner	1999
10.	18	Casey Dick	2007
18	18	Matt Jones	2003
18	18	Quinn Grovey	1990

CAREER

1.	64	Brandon Allen	2012-15
2.	62	Ryan Mallett	2009-10
3.	57	Clint Stoerner	1996-99
4.	53	Matt Jones	2001-04
5.	52	Tyler Wilson	2008-12
6.	47	Casey Dick	2005-08
7.	36	Austin Allen	2014-17
8.	33	Barry Lunney Jr.	1992-95
9.	29	Quinn Grovey	1987-90
29	29	Bill Montgomery	1968-70

CONSECUTIVE PASSES W/O INT

1.	184	Tyler Wilson	2011
2.	146	Austin Allen	2016
3.	141	Ryan Mallett	2009
4.	134	Brandon Allen	2014-15
134	134	Clint Stoerner	1997-98

300-YARD PASSING GAMES

SEASON

1.	9	Ryan Mallett	2010
2.	5	Brandon Allen	2015
5	5	Tyler Wilson	2012
5	5	Ryan Mallett	2009
5.	4	Austin Allen	2016
4	4	Tyler Wilson	2011

SEASON - SEC GAMES

1.	6	Ryan Mallett	2010
2.	4	Austin Allen	2016
3.	3	Tyler Wilson	2012
3	3	Ryan Mallett	2009
5.	2	Brandon Allen	2015
2	2	Tyler Wilson	2011

CAREER

1.	14	Ryan Mallett	2009-10
2.	10	Tyler Wilson	2008-12
3.	5	Austin Allen	2014-17
5	5	Brandon Allen	2012-15
5.	4	Clint Stoerner	1996-99

CAREER - SEC GAMES

1.	9	Ryan Mallett	2009-10
2.	6	Tyler Wilson	2008-12
3.	5	Austin Allen	2014-17
4.	4	Clint Stoerner	1996-99
5.	2	Brandon Allen	2012-15




RYAN MALLET is one of just six quarterbacks in SEC history to throw 30 or more touchdown passes in a single season twice and is Arkansas' all-time leader with 14 300-yard passing games.

300-YARD PASSING GAMES (47)



TYLER WILSON holds the school record for single-game passing yards with 510 against Texas A&M in 2011.



In his first season as a starter in 2016, **AUSTIN ALLEN** led the SEC with 3,430 yards passing thanks to four 300-yard games in conference play.

PLAYER	DATE	ATT	COMP	YDS	TD	INT	OPPONENT
Tyler Wilson	10/1/11	51	30	510	3	0	Texas A&M
Brandon Allen	11/7/15	45	33	442	6	0	Ole Miss
Tyler Wilson	9/22/12	39	20	419	3	2	Rutgers
Brandon Allen	9/12/15	53	32	412	0	1	Toledo
Ryan Mallett	10/30/10	44	27	409	3	0	Vanderbilt
Ryan Mallett	9/19/09	39	21	408	5	0	Georgia
Brandon Allen	11/21/15	43	30	406	7	0	Mississippi State
Ryan Mallett	11/14/09	30	23	405	5	1	Troy
Ryan Mallett	9/11/10	43	28	400	3	1	Louisiana Monroe
Austin Allen	10/8/16	25	48	400	3	3	Alabama
Clint Stoerner	11/28/97	38	18	387	2	0	LSU
Casey Dick	11/1/08	38	25	385	1	1	Tulsa
Ryan Mallett	9/18/10	33	21	380	3	0	Georgia
Tyler Wilson	9/29/12	59	29	373	1	2	Texas A&M
Tyler Wilson	10/13/12	31	23	372	5	0	Kentucky
Austin Allen	9/24/16	28	42	371	2	0	Texas A&M
Tyler Wilson	9/1/12	27	19	367	3	0	Jacksonville State
Tyler Wilson	11/19/11	43	32	365	3	0	Mississippi State
Tyler Wilson	11/23/12	52	31	369	1	1	LSU
Ryan Mallett	9/25/10	38	25	357	1	3	Alabama
Austin Allen	11/25/16	24	39	348	1	2	Missouri
Joe Ferguson	10/30/71	51	31	345	0	1	Texas A&M
Bill Montgomery	1/1/70	34	17	338	2	1	Ole Miss
Ronny South	11/25/67	33	18	335	3	2	Texas Tech

PLAYER	DATE	ATT	COMP	YDS	TD	INT	OPPONENT
Clint Stoerner	11/27/98	38	27	334	2	0	LSU
Nathan Dick	11/22/08	43	25	333	3	1	Mississippi State
Tyler Wilson	10/16/10	34	25	332	4	2	Auburn
Ryan Mallett	11/7/09	27	23	329	0	0	South Carolina
Clint Stoerner	10/25/97	43	20	325	2	1	Auburn
Casey Dick	9/2/08	34	22	323	2	0	Louisiana Monroe
Ryan Mallett	11/27/10	23	13	320	3	2	LSU
Casey Dick	8/30/08	41	25	318	2	1	Western Illinois
Tyler Wilson	10/29/11	43	27	316	1	0	Vanderbilt
Clint Stoerner	9/25/99	52	24	316	1	1	Alabama
Brandon Allen	1/2/16	26	26	315	1	1	Kansas State
Austin Allen	11/24/17	14	29	313	2	1	Missouri
Ryan Mallett	11/21/09	34	18	313	5	2	Mississippi State
Ryan Mallett	10/9/10	38	27	310	3	1	Texas A&M
Ryan Mallett	9/5/09	22	17	309	1	0	Missouri State
Brandon Allen	9/5/15	18	14	308	4	0	UTEP
Brad Taylor	12/28/81	29	14	307	2	0	North Carolina
Ryan Mallett	11/20/10	26	17	305	3	1	Mississippi State
Joe Ferguson	10/7/72	32	20	304	4	0	TCU
Austin Allen	11/19/16	18	25	303	2	0	Mississippi State
Tyler Wilson	9/17/11	36	23	303	2	1	Troy
Ryan Mallett	11/6/10	30	21	303	1	1	South Carolina
Ryan Mallett	9/4/10	24	21	301	3	1	Tennessee Tech

INDIVIDUAL RECEIVING RECORDS



RECEPTIONS

GAME			
1.	13	Jarius Wright vs. Texas A&M (281 yards, 2 TD)	2011
	13	James Shibest at SMU (199 yards, 2 TD)	1984
	13	Wear Schoonover at Baylor (152 yards, 0 TD)	1929
4.	12	Cobi Hamilton vs. Ole Miss (146 yards, 0 TD)	2012
	12	Greg Childs vs. Louisiana Monroe (146 yards, 2 TD)	2010
	12	Mike Reppond at Rice (204 yards, 0 TD)	1971
	12	Chuck Dicus vs. Georgia (169 yards, 1 TD)	1968
8.	11	Cobi Hamilton vs. Tulsa (177 yards, 0 TD)	2012
	11	Cobi Hamilton at Texas A&M (162 yards, 0 TD)	2012
10.	10	Cobi Hamilton vs. LSU (98 yards, 0 TD)	2012
	10	Cobi Hamilton vs. Rutgers (303 yards, 3 TD)	2012
	10	Jarius Wright at Vanderbilt (135 yards, 1 TD)	2011
	10	Lucas Miller at Mississippi State (201 yards, 1 TD)	2008
	10	D.J. Williams vs. Ole Miss (129 yards, 0 TD)	2008
	10	Bobby Joe Edmonds vs. Auburn (68 yards, 0 TD)	1983
	10	Bobby Crockett vs. LSU (129 yards, 1 TD)	1965

SEASON

1.	90	Cobi Hamilton (1,335 yards, 5 TD)	2012
2.	66	Jarius Wright (1,117 yards, 12 TD)	2011
3.	65	Drew Morgan (739 yards, 3 TD)	2016
4.	63	Drew Morgan (843 yards, 10 TD)	2015
5.	62	J.J. Meadors (584 yards, 2 TD)	1995
6.	61	D.J. Williams (723 yards, 3 TD)	2008
7.	56	Mike Reppond (986 yards, 3 TD)	1971
8.	54	Joe Adams (625 yards, 3 TD)	2011
	54	D.J. Williams (627 yards, 4 TD)	2010
10.	52	Boo Williams (739 yards, 7 TD)	2000

CAREER

1.	175	Cobi Hamilton (2,854 yards, 18 TD)	2009-12
2.	168	Jarius Wright (2,934 yards, 24 TD)	2008-11
3.	164	Joe Adams (2,410 yards, 17 TD)	2008-11
4.	153	Anthony Eubanks (2,440 yards, 16 TD)	1994-97
5.	152	D.J. Williams (1,855 yards, 10 TD)	2007-10
6.	144	George Wilson (2,151 yards, 16 TD)	2000-03
7.	138	Drew Morgan (1,763 yards, 14 TD)	2013-16
	138	Marcus Monk (2,151 yards, 27 TD)	2004-07
9.	137	Anthony Lucas (2,879 yards, 23 TD)	1996-99
10.	135	Richard Smith (1,858 yards, 17 TD)	2000-03

RECEIVING YARDS

GAME			
1.	303	Cobi Hamilton vs. Rutgers (10 catches, 3 TD)	2012
2.	281	Jarius Wright vs. Texas A&M (13 catches, 2 TD)	2011
3.	204	Mike Reppond vs. Rice (12 catches, 0 TD)	1971
4.	201	Lucas Miller at Mississippi State (10 catches, 1 TD)	2008
5.	199	James Shibest at SMU (13 catches, 2 TD)	1984
6.	194	Anthony Lucas at SMU (6 catches, 3 TD)	1999
7.	193	Chuck Dicus vs. Rice (8 catches, 2 TD)	1968
8.	192	Marcus Monk at South Carolina (8 catches, 1 TD)	2006
9.	177	Cobi Hamilton vs. Tulsa (11 catches, 0 TD)	2012
	177	Anthony Lucas at Ole Miss (4 catches 2 TD)	1998

SEASON

1.	1,335	Cobi Hamilton (90 catches, 5 TD)	2012
2.	1,117	Jarius Wright (66 catches, 12 TD)	2011
3.	1,004	Anthony Lucas (43 catches, 10 TD)	1998
4.	986	Mike Reppond (56 catches, 3 TD)	1971
5.	962	Marcus Monk (50 catches, 11 TD)	2006
6.	907	James Shibest (51 catches, 7 TD)	1984
7.	900	George Wilson (50 catches, 6 TD)	2003
8.	897	Derek Russell (43 catches, 8 TD)	1990
9.	894	Greg Childs (48 catches, 7 TD)	2009
10.	870	Anthony Eubanks (51 catches, 5 TD)	1997

CAREER

1.	2,934	Jarius Wright (168 catches, 24 TD)	2008-11
2.	2,879	Anthony Lucas (137 catches, 23 TD)	1995-99
3.	2,854	Cobi Hamilton (175 catches, 18 TD)	2009-12
4.	2,440	Anthony Eubanks (153 catches, 16 TD)	1994-97
5.	2,410	Joe Adams (164 catches, 17 TD)	2008-11
6.	2,151	Marcus Monk (138 catches, 27 TD)	2004-07
	2,151	George Wilson (144 catches, 16 TD)	2000-03
8.	2,066	Greg Childs (133 catches, 15 TD)	2008-11
9.	1,920	James Shibest (97 catches, 10 TD)	1983-86
10.	1,874	Derek Russell (91 catches, 16 TD)	1987-90

RECEIVING YARDS

CONSECUTIVE GAMES

1.	465	Cobi Hamilton (303 vs. Rutgers, 162 at Texas A&M)	2012
2.	367	Derek Holloway (141 vs. North Carolina*, 196 vs. Tulsa)	1981
3.	357	Jarius Wright (281 vs. Texas A&M, 76 vs. Auburn)	2011
4.	349	Anthony Lucas (177 vs. Ole Miss, 172 at Tennessee)	1998
5.	329	Marcus Monk (192 at South Carolina, 137 vs. Tennessee)	2006
6.	323	Cobi Hamilton (146 vs. Ole Miss, 177 vs. Tulsa)	2012
7.	317	Cobi Hamilton (14 vs. Alabama, 303 vs. Rutgers)	2012
	317	Chuck Dicus (146 vs. Texas, 171 vs. Ole Miss**)	1969
9.	308	Mike Reppond (137 at Baylor, 171 vs. Texas)	1971
10.	307	Jarius Wright (26 at Alabama, 281 vs. Texas A&M)	2011

* 1981 Gator Bowl | ** 1970 Sugar Bowl

TOUCHDOWN RECEPTIONS

GAME

1.	3	Jeremy Sprinkle vs. Mississippi State	2015
	3	Drew Morgan at Ole Miss	2015
	3	Cobi Hamilton vs. Rutgers	2012
	3	Anthony Lucas at SMU	1999
	3	Alton Baldwin vs. TCU	1945
	3	Alton Baldwin vs. Arkansas A&M	1944

SEASON

1.	12	Jarius Wright	2011
2.	11	Marcus Monk	2006
3.	10	Drew Morgan	2015
	10	Anthony Lucas	1998
5.	8	Keon Hatcher	2016
	8	Derek Russell	1990
	8	Chuck Dicus	1968
8.	7	Joe Adams	2009
	7	Greg Childs	2009
	7	Marcus Monk	2005
	7	Richard Smith	2003
	7	George Wilson	2002
	7	Boo Williams	2000
	7	James Shibest	1984
	7	Jim Benton	1937
	7	Wear Schoonover	1929

CAREER

1.	27	Marcus Monk	2004-07
2.	24	Jarius Wright	2008-11
3.	23	Anthony Lucas	1995-99
4.	18	Keon Hatcher	2012-16
	18	Cobi Hamilton	2009-12
6.	17	Joe Adams	2008-11
	17	Richard Smith	2000-03
8.	16	George Wilson	2000-03
	16	Anthony Eubanks	1994-97
	16	Chuck Dicus	1968-70
	16	Derek Russell	1987-90



All three of **DREW MORGAN'S** 100-yard receiving games in SEC play came away from home in 2015, and he led the conference with 10 touchdown catches during the regular season.

100-YARD RECEIVING GAMES

SEASON

1.	5	Anthony Lucas	1998
	5	Anthony Eubanks	1997
3.	4	Cobi Hamilton	2012
	4	Jarius Wright	2011
	4	George Wilson	2003
	4	Mike Reppond	1971
7.	3	Jared Cornelius	2016
	3	Drew Morgan	2015
	3	Joe Adams	2010
	3	Greg Childs	2009
	3	D.J. Williams	2008
	3	Marcus Monk	2006
	3	Anthony Eubanks	1996
	3	Derek Russell	1990
	3	James Shibest	1984
	3	Chuck Dicus	1969

CAREER

1.	11	Anthony Lucas	1995-99
2.	9	Jarius Wright	2008-11
	9	Anthony Eubanks	1994-97
4.	8	Cobi Hamilton	2009-12
5.	7	Joe Adams	2008-11
6.	6	George Wilson	2001-03
7.	5	Greg Childs	2008-11
	5	Derek Russell	1987-90
	5	Chuck Dicus	1968-70
10.	4	Keon Hatcher	2012-16
	4	Hunter Henry	2013-15
	4	D.J. Williams	2007-10
	4	James Shibest	1983-86
	4	Mike Reppond	1970-72

100-YARD RECEIVING GAMES (139)



PLAYER	DATE	REC	YDS	TD	OPPONENT
Cobi Hamilton	9/22/12	10	303	3	Rutgers
Jarius Wright	10/1/11	13	281	2	Texas A&M
Mike Reppond	11/6/71	12	204	0	Rice
Lucas Miller	11/22/08	10	201	1	Mississippi State
James Shibest	11/24/84	13	199	2	SMU
Anthony Lucas	9/4/99	6	194	3	SMU
Chuck Dicus	11/9/68	8	193	2	Rice
Marcus Monk	11/4/06	8	192	1	South Carolina
Cobi Hamilton	11/3/12	11	177	0	Tulsa
Anthony Lucas	11/7/98	4	177	2	Ole Miss
George Wilson	11/1/03	9	172	1	Kentucky
Anthony Lucas	11/14/98	8	172	2	Tennessee
Boo Williams	9/16/00	5	171	2	Boise State
Mike Reppond	10/16/71	8	171	1	Texas
Chuck Dicus	1/1/70	6	171	1	Ole Miss
Derek Holloway	9/11/82	5	196	1	Tulsa
Chuck Dicus	1/1/69	12	169	1	Georgia
Anthony Eubanks	10/25/97	9	167	1	Auburn
Derek Russell	10/6/90	8	166	2	TCU
Cobi Hamilton	11/27/10	3	164	2	LSU
Greg Childs	10/16/10	9	164	2	Auburn
Derek Russell	10/28/89	6	164	2	Houston
Cobi Hamilton	9/29/12	11	162	0	Texas A&M
James Shibest	9/29/84	9	156	2	Navy
Chuck Dicus	10/4/69	9	156	2	TCU
Drew Morgan	9/26/15	8	155	1	Texas A&M
Wear Schoonover	10/19/29	13	152	0	Baylor
Jonathan Williams	10/13/12	3	150	2	Kentucky
Chuck Dicus	10/3/70	6	150	0	TCU
Anthony Lucas	10/3/98	6	149	1	Kentucky
Max Peacock	11/25/67	7	149	1	Texas Tech
Gary Stiggers	10/28/78	5	148	0	Houston
Cobi Hamilton	10/27/12	12	146	0	Ole Miss
Greg Childs	9/11/10	12	146	2	Louisiana Monroe
Chuck Dicus	12/6/69	9	146	1	Texas
Jared Cornelius	10/8/16	5	146	0	Alabama
Anthony Eubanks	11/28/97	4	142	1	LSU
Greg Childs	9/19/09	5	140	2	Georgia
Jarius Wright	9/5/09	6	139	0	Missouri State
Joe Adams	9/4/10	6	138	2	Tennessee Tech
Anthony Eubanks	10/12/96	8	138	1	Louisiana Tech
D.J. Williams	11/7/09	7	137	0	South Carolina
Marcus Monk	11/11/06	8	137	2	Tennessee
Anthony Lucas	11/28/97	6	137	1	LSU
Derek Russell	10/1/88	4	137	1	TCU
Mike Reppond	10/9/71	5	137	2	Baylor
Bruce Maxwell	1/1/70	9	137	1	Ole Miss
Derek Russell	11/24/90	5	136	1	SMU
Jarius Wright	10/29/11	10	135	1	Vanderbilt
Greg Childs	10/17/09	4	135	1	Florida
Steven Harris	9/18/04	6	133	2	Louisiana Monroe
Mike Reppond	10/2/71	7	133	0	TCU
Lance Alworth	11/18/61	6	133	1	SMU
Cobi Hamilton	9/10/11	5	132	1	New Mexico
Jarius Wright	9/25/10	6	131	0	Alabama
Cobi Hamilton	11/21/09	3	131	2	Mississippi State
Joe Adams	9/18/10	6	130	0	Georgia
Anthony Eubanks	9/28/96	8	130	1	Louisiana Monroe
Hunter Henry	11/21/15	7	129	2	Mississippi State
D.J. Williams	11/1/08	6	129	0	Tulsa
D.J. Williams	10/25/08	10	129	0	Ole Miss
Bobby Crockett	1/1/66	10	129	1	LSU
Derek Russell	9/22/90	7	128	0	Tulsa
James Shibest	10/20/84	7	128	1	Texas
J.J. Meadors	9/3/94	5	127	2	SMU
Jim Hodge	9/9/72	7	127	0	Southern California



COBI HAMILTON set the Razorback single-game receiving record with 303 yards on 10 receptions against Rutgers in 2012. The 303 receiving yards is still an SEC record.

Jared Cornelius	9/24/16	7	126	1	Texas A&M
Richard Smith	10/5/02	3	125	1	Tennessee
Chuck Dicus	10/11/69	4	125	0	Baylor
Joe Adams	10/22/11	4	124	0	Ole Miss
Greg Childs	11/28/09	5	124	0	LSU
D.J. Williams	9/6/08	5	124	2	Louisiana Monroe
Marcus Monk	9/16/06	5	124	1	Vanderbilt
Richard Smith	10/18/03	6	123	1	Florida
David Dickey	11/25/67	6	123	1	Texas Tech
Jordan Jones	11/24/17	2	122	1	Missouri
Drew Morgan	11/7/15	9	122	3	Ole Miss
Brandon Mitchell	9/1/12	4	122	0	Jacksonville State
Richard Smith	9/6/03	3	122	1	Tulsa
James Shibest	10/4/86	5	121	0	TCU
Joe Adams	1/4/11	9	120	1	Ohio State
Harry Jones	10/1/66	2	120	2	TCU
Bobby Crockett	10/30/65	5	120	1	Texas A&M
Chris Gragg	11/19/11	8	119	1	Mississippi State
Donny Bobo	9/10/77	2	119	1	New Mexico State
Floyd Sagely	11/28/53	6	118	1	Tulsa
Hunter Henry	9/12/15	8	117	0	Toledo
Jonathan Nance	10/7/17	8	116	1	South Carolina
Jim Benton	11/20/37	8	116	0	George Washington
George Wilson	11/23/01	7	115	1	LSU
Jim Hodge	11/14/70	4	115	0	SMU
Steven Harris	10/2/04	6	114	0	Florida
Anthony Lucas	9/5/98	4	113	2	Louisiana Lafayette
Gerald McMurray	11/7/81	5	113	0	Baylor
Jarius Wright	11/1/08	5	112	0	Tulsa
Cobi Hamilton	11/6/10	7	111	1	South Carolina
George Wilson	9/13/03	5	111	1	Texas
George Wilson	12/30/02	8	111	1	Minnesota
Boo Williams	9/2/00	4	111	1	Southwest Missouri State
Anthony Eubanks	10/5/96	6	111	0	Florida
Anthony Lucas	10/7/95	4	111	2	Tennessee
Drew Morgan	10/3/15	5	110	0	Tennessee
Hunter Henry	10/1/14	7	110	0	Mississippi State

Chris Gragg	9/1/12	7	110	2	Jacksonville State
Joe Adams	10/3/09	3	110	0	Texas A&M
Gary Anderson	10/9/82	4	110	1	Texas Tech
Hunter Henry	9/28/13	4	109	0	Texas A&M
Joe Adams	9/17/11	8	109	1	Troy
Joe Adams	10/31/09	3	109	2	Eastern Michigan
Jarius Wright	9/3/11	6	108	2	Missouri State
Jarius Wright	9/19/09	4	108	1	Georgia
Anthony Eubanks	10/28/95	8	108	1	Auburn
Donnie Centers	11/1/86	3	108	1	Rice
Donnie Centers	9/27/86	4	108	1	New Mexico State
Keon Hatcher	9/20/14	6	107	1	Northern Illinois
Keon Hatcher	9/5/15	6	106	2	UTEP
Anthony Lucas	9/23/95	6	106	1	Memphis
Lewis Carpenter	9/27/52	3	106	1	Houston
Jared Cornelius	10/1/16	4	106	2	Alcorn State
Keon Hatcher	11/25/16	3	106	0	Missouri
Dominique Reed	11/7/15	7	105	2	Ole Miss
Jarius Wright	11/20/10	2	105	1	Mississippi State
George Wilson	11/3/01	8	105	1	Ole Miss
Keon Hatcher	12/29/16	6	105	1	Virginia Tech
George Wilson	10/25/03	6	104	0	Ole Miss
Anthony Eubanks	9/20/97	7	104	1	Alabama
Jarius Wright	11/5/11	4	103	2	South Carolina
Anthony Lucas	10/14/95	5	103	0	Ole Miss
Anthony Lucas	11/6/99	6	102	0	Ole Miss
Bobby Nichols	10/30/71	9	102	0	Texas A&M
Bobby Crockett	10/16/65	8	102	1	Texas
Cedric Washington	11/20/04	5	101	0	Mississippi State
Anthony Eubanks	11/6/97	7	101	1	Ole Miss
Bobby Duckworth	9/20/80	4	101	1	Oklahoma State
Jonathan Nance	9/23/17	3	100	1	Texas A&M
George Wilson	9/20/03	4	100	1	North Texas
Anthony Lucas	9/19/98	3	100	1	SMU
Anthony Eubanks	9/27/97	5	100	1	Louisiana Tech
Donny Bobo	10/1/77	5	100	1	TCU

INDIVIDUAL TOTAL OFFENSE RECORDS



PLAYS

GAME			
1.	62	Tyler Wilson at Texas A&M (3 rushes, 59 passes, 1 TD)	2012
2.	61	Tyler Wilson vs. LSU (9 rushes, 52 passes, 1 TD)	2012
3.	57	Tyler Wilson vs. Texas A&M (6 rushes, 51 passes, 3 TD)	2011
4.	56	Brandon Allen vs. Toledo (3 rushes, 53 passes, 0 TD)	2015
	56	Joe Ferguson vs. Texas A&M (5 rushes, 51 passes, 1 TD)	1971
6.	54	Clint Stoerner at Alabama (2 rushes, 52 passes, 1 TD)	1999
	54	Clint Stoerner at Ole Miss (15 rushes, 39 passes, 0 TD)	1997
	54	Clint Stoerner vs. Auburn (11 rushes, 43 passes, 2 TD)	1997
	54	Bill Montgomery at Texas (19 rushes, 35 passes, 1 TD)	1968
10.	53	Cole Kelley at Alabama (11 rushes, 42 passes, TD)	2017

SEASON

1.	498	Tyler Wilson (60 rushes, 438 passes, 28 TD)	2011
2.	466	Austin Allen (65 rushes, 401 passes, 27 TD)	2016
3.	461	Ryan Mallett (58 rushes, 403 passes, 32 TD)	2009
4.	455	Ryan Mallett (44 rushes, 411 passes, 36 TD)	2010
5.	442	Tyler Wilson (41 rushes, 401 passes, 21 TD)	2012
6.	438	Clint Stoerner (81 rushes, 357 passes, 14 TD)	1997
7.	429	Casey Dick (72 rushes, 357 passes, 16 TD)	2008
8.	426	Brandon Allen (56 rushes, 370 passes, 31 TD)	2015
9.	404	Barry Lunney Jr. (112 rushes, 292 passes, 15 TD)	1995
10.	381	Brandon Allen (42 rushes, 339 passes, 20 TD)	2014

CAREER

1.	1,200	Clint Stoerner (177 rushes, 1,023 passes, 62 TD)	1996-99
2.	1,192	Barry Lunney Jr. (336 rushes, 856 passes, 40 TD)	1992-95
3.	1,151	Brandon Allen (135 rushes, 1,016 passes, 68 TD)	2012-15
4.	1,137	Matt Jones (382 rushes, 755 passes, 77 TD)	2001-04
5.	1,058	Tyler Wilson (110 rushes, 948 passes, 56 TD)	2008-12
6.	978	Quinn Grovey (452 rushes, 526 passes, 50 TD)	1987-90
7.	973	Brad Taylor (329 rushes, 644 passes, 35 TD)	1981-84
8.	959	Casey Dick (105 rushes, 850 passes, 4 rec, 51 TD)	2005-08
9.	916	Ryan Mallett (102 rushes, 814 passes, 68 TD)	2009-10
10.	896	Bill Montgomery (294 rushes, 602 passes, 42 TD)	1981-84

YARDS

GAME			
1.	481	Tyler Wilson vs. Texas A&M (-29 rushing, 510 passing, 3 TD)	2011
2.	448	Brandon Allen at Ole Miss (6 rushing, 442 passing, 6 TD)	2015
3.	435	Brandon Allen vs. Toledo (23 rushing, 412 passing, 0 TD)	2015
4.	426	Tyler Wilson vs. Rutgers (7 rushing, 419 passing, 3 TD)	2012
5.	414	Ryan Mallett vs. Georgia (6 rushing, 408 passing, 5 TD)	2009
6.	411	Brandon Allen vs. Miss. St. (5 rushing, 406 passing, 7 TD)	2015
7.	402	Ryan Mallett vs. Vanderbilt (-7 rushing, 409 passing, 3 TD)	2010
8.	401	Ryan Mallett vs. La. Monroe (1 rushing, 400 passing, 4 TD)	2010
9.	397	Tyler Wilson vs. LSU (38 rushing, 359 passing, 1 TD)	2012
10.	386	Ryan Mallett vs. Troy (-19 rushing, 405 passing, 5 TD)	2009

SEASON

1.	3,795	Ryan Mallett (-74 rushing, 3,869 passing, 36 TD)	2010
2.	3,635	Tyler Wilson (-3 rushing, 3,638 passing, 28 TD)	2011
3.	3,595	Ryan Mallett (-29 rushing, 3,624 passing, 32 TD)	2009
4.	3,547	Brandon Allen (107 rushing, 3,440 passing, 31 TD)	2015
5.	3,394	Tyler Wilson (7 rushing, 3,387 passing, 21 TD)	2012
6.	3,304	Austin Allen (-126 rushing, 3,430 passing, 27 TDs)	2016
7.	2,695	Matt Jones (622 rushing, 2,073 passing, 21 TD)	2004
8.	2,624	Matt Jones (707 rushing, 1,917 passing, 26 TD)	2003
9.	2,572	Clint Stoerner (-57 rushing, 2,629 passing, 27 TD)	1998
10.	2,535	Casey Dick (-51 rushing, 2,586 passing, 17 TD)	2008

CAREER

1.	8,392	Matt Jones (2,535 rushing, 5,947 passing, 77 TD)	2001-04
2.	7,721	Tyler Wilson (-44 rushing, 7,765 passing, 56 TD)	2008-12
3.	7,596	Brandon Allen (133 rushing, 7,463 passing, 68 TD)	2012-15
4.	7,390	Ryan Mallett (-103 rushing, 7,493 passing, 68 TD)	2009-10
5.	7,049	Clint Stoerner (-373 rushing, 7,422 passing, 62 TD)	1996-99
6.	6,242	Quinn Grovey (1,756 rushing, 4,496 passing, 50 TD)	1987-90
7.	5,887	Barry Lunney Jr. (105 rushing, 5,782 passing, 40 TD)	1992-95
8.	5,623	Casey Dick (-233 rushing, 5,856 passing, 51 TD)	2005-08
9.	5,145	Brad Taylor (343 rushing, 4,802 passing, 35 TD)	1981-84
10.	5,052	Bill Montgomery (462 rushing, 4,590 passing, 42 TD)	1968-70

TOUCHDOWN RESPONSIBILITY

GAME			
1.	7	Brandon Allen vs. Mississippi State	2015
2.	6	Brandon Allen at Ole Miss	2015
	6	Ryan Mallett vs. UTEP	2010
	6	Madre Hill vs. South Carolina	1995
5.	5	Alex Collins vs. UT Martin	2015
	5	Tyler Wilson vs. Kentucky	2012
	5	Ryan Mallett vs. Mississippi State	2009
	5	Ryan Mallett vs. Troy	2009
	5	Ryan Mallett vs. Georgia	2009
	5	Quinn Grovey vs. Houston	1989
	5	Jessie Clark vs. Baylor	1981
	5	Gene Davidson vs. Oklahoma Mines	1916
	5	Gene Davidson vs. Hendrix	1915

SEASON

1.	36	Ryan Mallett (4 rushing, 32 passing)	2010
2.	32	Ryan Mallett (2 rushing, 30 passing)	2009
3.	31	Brandon Allen (1 rushing, 30 passing)	2015
4.	28	Tyler Wilson (4 rushing, 24 passing)	2011
5.	27	Austin Allen (2 rushing, 25 passing)	2016
	27	Clint Stoerner (1 rushing, 26 passing)	1998
7.	26	Matt Jones (8 rushing, 18 passing)	2003
8.	23	Quinn Grovey (5 rushing, 18 passing)	1990
9.	22	Brandon Allen (2 rushing, 20 passing)	2014
10.	21	Tyler Wilson (0 rushing, 21 passing)	2012
	21	Matt Jones (6 rushing, 15 passing)	2004
	21	Matt Jones (5 rushing, 16 passing)	2002
	21	Clint Stoerner (2 rushing, 19 passing)	1999



Arkansas' all-time leader in career yards (8,392) and career touchdowns (77), quarterback **MATT JONES** led the Razorbacks to a 7-1 record when he ran for 100 yards.

CAREER

1.	77	Matt Jones (24 rushing, 53 passing)	2001-04
2.	68	Brandon Allen (4 rushing, 64 passing)	2012-15
	68	Ryan Mallett (6 rushing, 62 passing)	2009-10
4.	62	Clint Stoerner (5 rushing, 57 passing)	1996-99
5.	56	Tyler Wilson (4 rushing, 52 passing)	2008-12
6.	51	Casey Dick (3 rushing, 47 passing, 1 receiving)	2005-08
	51	Darren McFadden (41 rush, 7 pass, 2 rec., 1 ko ret.)	2005-07
8.	50	Quinn Grovey (21 rushing, 29 passing)	1987-90
9.	46	Bill Burnett (46 rushing, 0 passing)	1968-70
10.	42	Bill Montgomery (13 rushing, 29 passing)	1968-70

YARDS PER PLAY

SEASON (MIN. 150 PLAYS)

1.	8.34	Ryan Mallett (455 for 3,795)	2010
2.	8.33	Brandon Allen (426 for 3,547)	2015
3.	8.05	Matt Jones (326 for 2,624)	2003
4.	7.80	Ryan Mallett (461 for 3,595)	2009
5.	7.77	Matt Jones (347 for 2,695)	2004
6.	7.68	Tyler Wilson (442 for 3,394)	2012
7.	7.58	Felix Jones (154 for 1,168)	2006
8.	7.34	Jack Robbins (213 for 1,564)	1935
9.	7.30	Tyler Wilson (498 for 3,635)	2011
10.	7.12	Quinn Grovey (208 for 1,481)	1988

CAREER (MIN. 500 PLAYS)

1.	8.07	Ryan Mallett (916 for 7,390)	2009-10
2.	7.35	Matt Jones (1,137 for 8,352)	2001-04
3.	7.30	Tyler Wilson (1,058 for 7,721)	2008-12
4.	6.60	Brandon Allen (1,151 for 7,596)	2012-15
5.	6.38	Quinn Grovey (978 for 6,242)	1987-90
6.	5.94	Darren McFadden (807 for 4,795)	2005-07
7.	5.91	Jack Robbins (577 for 3,408)	1935-37
8.	5.87	Clint Stoerner (1,200 for 7,049)	1996-99
9.	5.86	Casey Dick (959 for 5,624)	2005-08
10.	5.74	Joe Ferguson (771 for 4,429)	1970-72

INDIVIDUAL ALL-PURPOSE RECORDS



ALL-PURPOSE YARDAGE

GAME			
1.	355	Darren McFadden vs. South Carolina (38 plays, 1 TD)	2007
2.	315	Darren McFadden at South Carolina (29 plays, 2 TD)	2006
3.	303	Cobi Hamilton vs. Rutgers (10 plays, 3 TD)	2012
4.	293	Harry Jones vs. Oklahoma State (11 plays, 2 TD)	1965
5.	287	Felix Jones vs. Troy (16 plays, 2 TD)	2007
6.	281	Jarius Wright vs. Texas A&M (13 plays, 2 TD)	2011
7.	271	Dickey Morton at Baylor (28 plays, 2 TD)	1973
8.	259	Alex Collins vs. Kansas State (25 plays, 3 TD)*	2016
9.	253	Michael Smith at Kentucky (40 plays, 2 TD)	2008
10.	252	Dennis Johnson vs. South Carolina (21 plays, 1 TD)	2011

* 2016 AutoZone Liberty Bowl

SEASON

1.	2,310	Darren McFadden (362 plays, 17 TD)	2007
2.	2,058	Darren McFadden (305 plays, 16 TD)	2006
3.	1,990	Felix Jones (171 plays, 13 TD)	2007
4.	1,829	Felix Jones (192 plays, 10 TD)	2006
5.	1,746	Alex Collins (276 plays, 20 TD)	2015
6.	1,604	Dickey Morton (243 plays, 5 TD)	1973
7.	1,583	Madre Hill (330 plays, 16 TD)	1995
8.	1,580	Rawleigh Williams III (260 plays, 13 TDs)	2016
9.	1,513	Darren McFadden (202 plays, 11 TD)	2005
10.	1,472	Lance Alworth (169 plays, 5 TD)	1961

CAREER

1.	5,881	Darren McFadden (869 plays, 44 TD)	2005-07
2.	5,330	Dennis Johnson (527 plays, 20 TD)	2008-12
3.	5,099	Felix Jones (488 plays, 27 TD)	2005-07
4.	4,535	Gary Anderson (630 plays, 19 TD)	1979-82
5.	4,057	Alex Collins (698 plays, 36 TD)	2013-15
6.	4,070	Dickey Morton (647 plays, 17 TD)	1971-73
7.	3,750	Ben Cowins (662 plays, 30 TD)	1975-78
8.	3,657	Cedric Cobbs (636 plays, 28 TD)	1999-2003
9.	3,610	DeCori Birmingham (403 plays, 13 TD)	2001-04
10.	3,583	James Rouse (614 plays, 39 TD)	1985-89

SCORING – POINTS

GAME			
1.	36	Madre Hill vs. South Carolina (6 TD)	1995
2.	33	Gene Davidson vs. Oklahoma Mines (5 TD, 3 PAT)	1916
	33	Gene Davidson vs. Hendrix (5 TD, 3 PAT)	1915
4.	30	Alex Collins vs. UT Martin (5 TD)	2015
	30	Jessie Clark vs. Baylor (5 TD)	1981
6.	26	Richard Miller vs. Central Missouri (4 TD, 2 PAT)	1927
	26	Gene Davidson vs. Central Missouri (4 TD, 2 PAT)	1917
8.	24	Rawleigh Williams III at Mississippi St. (4 TD)	2016
	24	Jonathan Williams at Texas Tech (4 TD)	2014
	24	Darren McFadden vs. Florida International (4 TD)	2007
	24	James Rouse vs. New Mexico (4 TD)	1987
	24	Darryl Bowles vs. TCU (4 TD)	1980



DARREN MCFADDEN is Arkansas' all-time career leader in all-purpose yards (5,881) and is the only Razorback to ever accumulate more than 2,000 all-purpose yards in a season (2006 and 2007).

SEASON

1.	120	Alex Collins (20 TD)	2015
	120	Bill Burnett (20 TD)	1969
3.	118	Zach Hocker (21 FG, 55 PAT)	2011
4.	109	Alex Tejada (17 FG, 58 PAT)	2007
5.	106	Alex Tejada (16 FG, 58 PAT)	2009
6.	104	Zach Hocker (16 FG, 56 PAT)	2010
7.	102	Darren McFadden (17 TD)	2007
	102	Kendall Trainor (24 FG, 30 PAT)	1988
	102	James Rouse (17 TD)	1987
10.	98	Darren McFadden (16 TD, 1 PAT)	2006
	98	Todd Wright (20 FG, 38 PAT)	1989

CAREER

1.	354	Zach Hocker (61 FG, 171 PAT)	2010-13
2.	294	Bill Burnett (49 TD)	1968-70
3.	280	Steve Little (53 FG, 121 PAT)	1974-77
4.	268	Darren McFadden (44 TD, 2 two-point)	2005-07
5.	267	Todd Wright (60 FG, 87 PAT)	1989-92
6.	264	Kendall Trainor (51 FG, 111 PAT)	1985-88
7.	252	Todd Latourette (47 FG, 111 PAT)	1995-98
8.	247	Alex Tejada (37 FG, 136 PAT)	2007-10
9.	238	James Rouse (39 TD, 2 two-point)	1985-89
10.	220	Ish Ordenez (44 FG, 88 PAT)	1978-80

MOST TOUCHDOWNS

GAME			
1.	6	Madre Hill vs. South Carolina	1995
2.	5	Alex Collins vs. UT Martin	2015
	5	Jessie Clark vs. Baylor	1981
	5	Gene Davidson vs. Oklahoma Mines	1916
	5	Gene Davidson vs. Hendrix	1915
6.	4	14 others (Most recent: R. Williams III at Mississippi St.)	2016

SEASON

1.	20	Alex Collins	2015
	20	Bill Burnett	1969
3.	17	Darren McFadden	2007
	17	James Rouse	1987
5.	16	Darren McFadden	2006
	16	Madre Hill	1995
	16	Bill Burnett	1968
	16	David Dickey	1967
	16	Bobby Burnett	1965
10.	14	Jonathan Williams	2014
	14	Knile Davis	2010
	14	Ben Cowins	1977
	14	Billy Moore	1962

CAREER

1.	49	Bill Burnett	1968-70
2.	44	Darren McFadden	2005-07
3.	39	James Rouse	1985-89
4.	36	Alex Collins	2013-15
5.	30	Ben Cowins	1975-78
6.	28	Cedric Cobbs	1999-2003
	28	David Dickey	1966-68
8.	27	Felix Jones	2005-07
	27	Marcus Monk	2004-07
	27	Madre Hill	1994-98

INDIVIDUAL KICKING RECORDS



FIELD GOAL ATTEMPTS

GAME	Player	Opponent	Year
1.	6	Brennan O'Donohoe at Tennessee (made 3)	2002
	6	Greg Horne vs. Tulsa (made 4)	1984
3.	5	Zach Hocker vs. South Carolina (made 3)	2011
	5	Todd Wright at Tennessee (made 4)	1992
	5	Kendall Trainor vs. Texas A&M (made 5)	1988
	5	Kendall Trainor vs. TCU (made 5)	1988
	5	Steve Little vs. Tulsa (made 3)	1977
	5	Bill McClard vs. SMU (made 3)	1970

SEASON

1.	30	Steve Little (made 19)	1977
2.	27	Zach Hocker (made 21)	2011
	27	Kendall Trainor (made 24)	1988
4.	25	Todd Wright (made 17)	1992
5.	24	Todd Latourette (made 17)	1998
	24	Bruce Lahay (made 19)	1981
7.	23	Alex Tejada (made 17)	2007
	23	Todd Wright (made 20)	1989
	23	Steve Little (made 11)	1976
10.	22	Alex Tejada (made 16)	2009
	22	Greg Horne (made 14)	1983
	22	Ish Ordonez (made 18)	1979
	22	Bill McClard (made 12)	1971

CAREER

1.	89	Steve Little (made 53)	1974-77
2.	79	Zach Hocker (made 61)	2010-13
	79	Todd Wright (made 60)	1989-92
4.	71	Todd Latourette (made 47)	1995-98
5.	69	Kendall Trainor (made 51)	1985-88
6.	62	Ish Ordonez (made 44)	1978-80
7.	54	Alex Tejada (made 37)	2007-10
8.	53	Greg Horne (made 29)	1983-84
9.	46	Bill McClard (made 29)	1969-71
10.	40	Chris Balseiro (made 28)	2002-05

FIELD GOALS MADE

GAME	Player	Opponent	Year
1.	5	Kendall Trainor vs. Texas A&M (att. 5)	1988
	5	Kendall Trainor vs. TCU (att. 5)	1988
3.	4	Chris Balseiro vs. Missouri (att. 4)	2003
	4	Todd Wright at Auburn (att. 4)	1992
	4	Todd Wright at Tennessee (att. 5)	1992
	4	Todd Wright vs. UTEP (att. 4)	1989
	4	Kendall Trainor at Houston (att. 4)	1988
	4	Greg Horne vs. Tulsa (att. 6)	1984
	4	Bruce Lahay at Texas Tech (att. 4)	1981
	4	Steve Little at Rice (att. 4)	1975

SEASON

1.	24	Kendall Trainor (att. 27)	1988
2.	21	Zach Hocker (att. 27)	2011
3.	20	Todd Wright (att. 23)	1989
4.	19	Bruce Lahay (att. 24)	1981
	19	Steve Little (att. 30)	1977
6.	18	Ish Ordonez (att. 22)	1978
7.	17	Alex Tejada (att. 23)	2007
	17	Todd Latourette (att. 24)	1998
	17	Todd Wright (att. 25)	1992
10.	16	Zach Hocker (att. 19)	2010
	16	Alex Tejada (att. 22)	2009

CAREER

1.	61	Zach Hocker (att. 79)	2010-13
2.	60	Todd Wright (att. 79)	1989-92
3.	53	Steve Little (att. 89)	1974-77
4.	51	Kendall Trainor (att. 69)	1985-88
5.	47	Todd Latourette (att. 71)	1995-98
6.	44	Ish Ordonez (att. 62)	1978-80
7.	37	Alex Tejada (att. 54)	2007-10
8.	29	Greg Horne (att. 53)	1983-86
	29	Bill McClard (att. 46)	1969-71
10.	28	Chris Balseiro (att. 40)	2002-05

FIELD GOAL PERCENTAGE

SEASON (MIN. 10 MADE)	Player	Opponent	Year
1.	.889	Kendall Trainor (24-27)	1988
2.	.870	Todd Wright (20-23)	1989
3.	.867	Zach Hocker (13-15)	2013
4.	.842	Zach Hocker (16-19)	2010
5.	.818	Ish Ordonez (18-22)	1979
6.	.792	Bruce Lahay (19-24)	1981
7.	.786	Todd Wright (11-14)	1990
8.	.778	Zach Hocker (21-27)	2011
9.	.769	Kendall Trainor (10-13)	1986
10.	.750	David Carlton (12-16)	2002
	.750	Steve Little (12-16)	1974

CAREER (MIN. 20 MADE)

1.	.772	Zach Hocker (61-79)	2010-13
2.	.759	Todd Wright (60-79)	1989-92
3.	.739	Kendall Trainor (51-69)	1985-88
4.	.710	Ish Ordonez (44-62)	1978-80
5.	.700	Chris Balseiro (28-40)	2002-05
6.	.688	Brennan O'Donohoe (22-32)	2000-02
7.	.682	Alex Tejada (37-54)	2007-10
8.	.662	Todd Latourette (47-71)	1995-98
9.	.630	Bill McClard (29-46)	1969-71
10.	.596	Steve Little (53-89)	1974-77

LONGEST FIELD GOALS

1.	67	Steve Little vs. Texas	1977
2.	61	Steve Little vs. Tulsa	1976
3.	60	Bill McClard vs. SMU	1970
4.	58	Kendall Trainor vs. Miami	1988
5.	57	Steve Little vs. Baylor	1977
	57	Steve Little vs. Oklahoma State	1976
7.	55	Kendall Trainor vs. Tulsa	1986
8.	54	Adam McFain at Auburn	2016
	54	Zach Hocker vs. Mississippi State	2013
10.	53	Zach Hocker vs. Samford	2013
	53	Steve Little vs. Oklahoma State	1976
	53	Bill McClard vs. Wichita State	1970

MOST CONSECUTIVE FGs MADE

1.	24	Kendall Trainor	1988
----	----	-----------------	------



ZACH HOCKER finished his career in 2013 as Arkansas' all-time leading scorer, totaling 354 points. Hocker also holds Razorback records for career field goals and field goal percentage.

INDIVIDUAL KICKING RECORDS



PAT ATTEMPTS

GAME		
1.	9	Cole Hedlund vs. UT Martin 2015
	9	John Henson vs. Nicholls 2014
	9	Alex Tejada vs. Eastern Michigan 2009
	9	Alex Tejada vs. North Texas 2007
	9	Jeremy Davis vs. Southeast Missouri State 2006
	9	Chris Balseiro vs. New Mexico State 2004
	9	Kendall Trainor vs. Pacific 1988
	9	Elvin Geiser vs. Hendrix 1933
9.	8	Alex Tejada vs. Troy 2009
	8	Bill McClard vs. North Texas State 1971
	8	Bill McClard vs. Wichita State 1970
	8	Bob White vs. Tulsa 1968
	8	Tom McNelly vs. Tulsa 1963

SEASON

1.	60	Alex Tejada (made 58) 2007
2.	59	Alex Tejada (made 58) 2009
3.	58	Cole Hedlund (made 58) 2015
4.	57	Zach Hocker (made 55) 2011
5.	56	Zach Hocker (made 56) 2010
6.	51	Bill McClard (made 50) 1970
7.	48	Jeremy Davis (made 46) 2006
8.	44	Bill McClard (made 40) 1969
	44	Ronny South (made 42) 1965
10.	41	Chris Balseiro (made 40) 2004
	41	Chris Balseiro (made 40) 2003
	41	Todd Latourette (made 41) 1998
	41	Bob White (made 36) 1968

CAREER

1.	173	Zach Hocker (made 171) 2010-13
2.	140	Alex Tejada (made 136) 2007-10
3.	133	Bill McClard (made 125) 1969-71
4.	131	Steve Little (made 121) 1974-77
5.	116	Kendall Trainor (made 111) 1985-88
6.	114	Chris Balseiro (made 111) 2002-05
7.	113	Todd Latourette (made 111) 1995-98
8.	93	Ish Ordonez (made 88) 1978-80
9.	91	Todd Wright (made 87) 1989-92
10.	89	Bob White (made 76) 1966-68
	89	Tom McNelly (made 82) 1962-64



ALEX TEJADA registered two of the three highest-scoring seasons in Razorback history in 2007 and 2009 and was named to Arkansas' all-decade team for the 2000s.

PATS MADE

GAME		
1.	9	Cole Hedlund vs. UT Martin 2015
	9	John Henson vs. Nicholls 2014
	9	Alex Tejada vs. Eastern Michigan 2009
	9	Alex Tejada vs. North Texas 2007
	9	Jeremy Davis vs. Southeast Missouri State 2006
	9	Chris Balseiro vs. New Mexico State 2004
	9	Kendall Trainor vs. Pacific 1988
	9	Elvin Geiser vs. Hendrix 1933
9.	8	Alex Tejada vs. Troy 2009
	8	Bill McClard vs. Wichita State 1970
	8	Bob White vs. Tulsa 1968
	8	Tom McNelly vs. Tulsa 1963

SEASON

1.	58	Cole Hedlund (att. 58) 2015
	58	Alex Tejada (att. 59) 2009
	58	Alex Tejada (att. 60) 2007
4.	56	Zach Hocker (att. 56) 2010
5.	55	Zach Hocker (att. 57) 2011
6.	50	Bill McClard (att. 51) 1970
7.	46	Jeremy Davis (att. 48) 2006
8.	42	Ronny South (att. 44) 1965
9.	41	Todd Latourette (att. 41) 1998
10.	40	Chris Balseiro (att. 41) 2004
	40	Chris Balseiro (att. 41) 2003
	40	Bill McClard (att. 44) 1969

CAREER

1.	171	Zach Hocker (att. 173) 2010-13
2.	136	Alex Tejada (att. 141) 2007-10
3.	125	Bill McClard (att. 133) 1969-71
4.	121	Steve Little (att. 131) 1974-77
5.	111	Chris Balseiro (att. 114) 2002-05
	111	Todd Latourette (att. 113) 1995-98
	111	Kendall Trainor (att. 116) 1985-88
8.	88	Ish Ordonez (att. 93) 1978-80
9.	87	Todd Wright (att. 91) 1989-92
10.	83	Cole Hedlund (att. 83) 2015-17

KICK SCORING

GAME		
1.	19	Kendall Trainor vs. TCU (5-5 FG, 4-4 PAT) 1988
2.	17	Alex Tejada vs. Troy (4-4 FG, 5-5 PAT) 2007
3.	16	Alex Tejada vs. Florida International (3-3 FG, 7-7 PAT) 2007
4.	15	Todd Wright vs. Texas-El Paso (4-4 FG, 3-4 PAT) 1989
	15	Kendall Trainor vs. Texas A&M (5-5 FG, 0-0 PAT) 1988
6.	14	Zach Hocker vs. Mississippi State (3-4 FG, 5-5 PAT) 2011
	14	Zach Hocker vs. South Carolina (3-5 FG, 5-5 PAT) 2011
	14	Tony Dodson vs. Louisiana Monroe (3-3 FG, 5-5 PAT) 1999
	14	Todd Latourette vs. SMU (3-3 FG, 5-5 PAT) 1998
	14	Kendall Trainor at Houston (4-4 FG, 2-2 PAT) 1988
	14	Bruce Lahay at Texas Tech (4-4 FG, 2-2 PAT) 1981
	14	Steve Little vs. TCU (3-3 FG, 5-5 PAT) 1976
	14	Bill McClard vs. Wichita State (2-2 FG, 8-8 PAT) 1970

SEASON

1.	118	Zach Hocker (21 FG, 55 PAT) 2011
2.	109	Alex Tejada (17 FG, 58 PAT) 2007
3.	106	Alex Tejada (16 FG, 58 PAT) 2009
4.	104	Zach Hocker (16 FG, 56 PAT) 2010
5.	102	Kendall Trainor (24 FG, 30 PAT) 1988
6.	98	Todd Wright (20 FG, 38 PAT) 1989
7.	94	Steve Little (19 FG, 37 PAT) 1977
8.	92	Todd Latourette (17 FG, 41 PAT) 1998
9.	88	Bruce Lahay (19 FG, 31 PAT) 1981
10.	85	Cole Hedlund (9 FG, 58 PAT) 2015

CAREER

1.	354	Zach Hocker (61 FG, 171 PAT) 2010-13
2.	280	Steve Little (53 FG, 121 PAT) 1974-77
3.	267	Todd Wright (60 FG, 87 PAT) 1989-92
4.	264	Kendall Trainor (51 FG, 111 PAT) 1985-88
5.	252	Todd Latourette (47 FG, 111 PAT) 1995-98
6.	247	Alex Tejada (37 FG, 136 PAT) 2007-10
7.	220	Ish Ordonez (44 FG, 88 PAT) 1978-80
8.	212	Bill McClard (29 FG, 125 PAT) 1969-71
9.	195	Chris Balseiro (28 FG, 111 PAT) 2002-05
10.	137	Greg Horne (29 FG, 50 PAT) 1983-86

INDIVIDUAL PUNTING RECORDS



PUNTS

GAME			
1.	11	Greg Horne at Baylor (445 yards for 40.4 avg.)	1984
	11	Bobby Nix at SMU (506 yards for 46.0 avg.)	1963
3.	10	Toby Baker at Auburn (415 yards for 41.5 avg.)	2016
	10	Toby Baker at Alabama (402 yards for 40.2 avg.)	2015
	10	Richie Butler vs. UNLV (434 yards for 43.4 avg.)	2001
	10	Drew Toole vs. Rice (365 yards for 36.5 avg.)	1972
	10	Lance Alworth vs. Tulsa (301 yards for 30.1 avg.)	1961
	10	Lamar McHan vs. Santa Clara (395 yards for 39.5 avg.)	1951
	10	Lamar McHan vs. Texas (382 yards for 38.2 avg.)	1951
	10	George Cole at Oklahoma State (390 yards for 39.0 avg.)	1926
	10	Gene Davidson vs. Oklahoma (245 yards for 24.5 avg.)	1915

SEASON

1.	70	Matt Wait (2,935 yards for 41.9 avg.)	1997
2.	69	Richie Butler (2,715 yards for 39.3 avg.)	2002
	69	Matt Wait (2,777 yards for 40.3 avg.)	1996
4.	68	Pete Raether (2,938 yards for 43.2 avg.)	1992
5.	67	Richie Butler (2,848 yards for 42.5 avg.)	2001
6.	65	Richie Butler (2,784 yards for 42.8 avg.)	2000
	65	Pete Raether (2,836 yards for 43.6 avg.)	1991
8.	64	Lamar McHan (2,377 yards for 37.1 avg.)	1951
	64	Aubrey Fowler (2,214 yards for 34.6 avg.)	1946
	64	Kay Eakin (2,448 yards for 38.3 avg.)	1939

CAREER

1.	251	Matt Wait (10,177 yards for 40.5 avg.)	1994-97
2.	231	Richie Butler (9,546 yards for 41.3 avg.)	1999-02
3.	219	Dylan Breeding (9,387 yards for 42.9 avg.)	2009-12
4.	192	Jacob Skinner (7,554 yards for 39.3 avg.)	2003-06
5.	180	Greg Horne (8,000 yards for 44.4 avg.)	1983-86
6.	157	Pete Raether (6,743 yards for 42.9 avg.)	1990-92
7.	145	Lamar McHan (5,504 yards for 38.0 avg.)	1951-53
8.	142	Jeremy Davis (5,842 yards for 41.1 avg.)	2004-08
9.	133	Kay Eakin (5,250 yards for 39.5 avg.)	1937-39
10.	129	Bruce Lahay (5,011 yards for 38.8 avg.)	1978-79, 81

LONGEST PUNTS

1.	86	Steve Cox vs. Texas	1986
2.	83	Pete Raether vs. Louisiana-Lafayette	1991
	83	Harold Cox vs. SMU	1943
4.	81	Lamar McHan vs. Texas	1951
	81	Kay Eakin vs. TCU	1938
6.	80	Allen Meacham vs. Baylor	1988
7.	79	Sam Irwin-Hill vs. South Carolina	2013
	79	Richie Butler vs. Alabama	2002
	79	Jack Robbins vs. TCU	1937
10.	78	Gerald Nesbitt vs. SMU	1955
	78	Louis Schaufele vs. William & Mary	1948
	78	Louis Schaufele vs. Texas A&M	1948

PUNTING YARDAGE

GAME			
1.	506	Bobby Nix at SMU (11 punts)	1965
2.	445	Greg Horne at Baylor (11 punts)	1984
3.	434	Richie Butler vs. UNLV (10 punts)	2001
4.	412	Matt Wait vs. South Carolina (9 punts)	1997
5.	402	Toby Baker at Alabama (10 punts)	2015
6.	395	Lamar McHan vs. Santa Clara (10 punts)	1951
7.	390	George Cole vs. Oklahoma State (10 punts)	1926
8.	389	Richie Butler vs. Alabama (8 punts)	2002
9.	382	Lamar McHan vs. Texas (10 punts)	1951
10.	376	Matt Wait at Florida (9 punts)	1997

SEASON

1.	2,938	Pete Raether (68 for 43.2 avg.)	1992
2.	2,935	Matt Wait (70 for 41.9 avg.)	1997
3.	2,848	Richie Butler (67 for 42.5 avg.)	2001
4.	2,836	Pete Raether (65 for 43.6 avg.)	1991
5.	2,797	Steve Little (63 for 44.4 avg.)	1976
6.	2,784	Richie Butler (65 for 42.8 avg.)	2000
7.	2,777	Matt Wait (69 for 40.3 avg.)	1996
8.	2,715	Richie Butler (69 for 39.3 avg.)	2002
9.	2,532	Toby Baker (57 for 44.4 avg.)	2016
10.	2,460	Jeremy Davis (57 for 41.1 avg.)	2008

CAREER

1.	10,177	Matt Wait (251 for 40.5 avg.)	1994-97
2.	9,546	Richie Butler (231 for 41.3 avg.)	1999-2002
3.	9,387	Dylan Breeding (219 for 42.9 avg.)	2009-12
4.	8,000	Greg Horne (180 for 44.4 avg.)	1983-86
5.	7,554	Jacob Skinner (192 for 39.3 avg.)	2003-06
6.	6,743	Pete Raether (157 for 42.9 avg.)	1990-92
7.	5,842	Jeremy Davis (142 for 41.1 avg.)	2004-08
8.	5,504	Lamar McHan (145 for 38.0 avg.)	1951-53
9.	5,250	Kay Eakin (133 for 39.5 avg.)	1937-39
10.	5,227	Jacob Skinner (131 for 39.9 avg.)	2003-06

PUNTING AVERAGE

GAME (MIN. 2 PUNTS)			
1.	70.0	Steve Cox at Texas (2 punts)	1980
2.	59.0	Allen Meacham at Baylor (2 punts)	1988
3.	58.3	Dylan Breeding vs. Tulsa (3 punts)	2012
4.	57.8	Pete Raether at Texas Tech (4 punts)	1991
5.	57.0	Zach Hocker at Rutgers (3 punts)	2013
6.	56.5	Mike Kirkland at Texas Tech (2 punts)	1972
7.	54.6	Greg Horne at Texas Tech (3 punts)	1983
8.	54.5	Gerald Nesbitt at SMU (2 punts)	1957
9.	53.5	Sam Irwin-Hill vs. South Carolina (4 punts)	2013
	53.5	Richie Butler vs. Boise State (4 punts)	2000

SEASON (MIN. 4 PUNTS PER GAME)

1.	47.2	Greg Horne (49 for 2,313 yards)	1986
2.	46.5	Steve Cox (47 for 2,186 yards)	1980
3.	45.6	Dylan Breeding (53 for 2,416 yards)	2012
4.	45.3	Dylan Breeding (53 for 2,400 yards)	2011
5.	44.4	Toby Baker (57 for 2,532 yards)	2016
	44.4	Steve Little (63 for 2,797 yards)	1976
7.	44.3	Steve Little (48 for 2,127 yards)	1977
8.	43.8	Greg Horne (51 for 2,234 yards)	1984
9.	43.6	Pete Raether (65 for 2,836 yards)	1991
10.	43.2	Jeremy Davis (57 for 2,460 yards)	2008
	43.2	Pete Raether (68 for 2,938 yards)	1992

CAREER (MIN. 85 PUNTS)

1.	45.2	Steve Cox (89 for 4,026 yards)	1979-80
2.	44.4	Greg Horne (180 for 8,000 yards)	1983-86
	44.4	Steve Little (111 for 4,924 yards)	1974-77
4.	43.0	Toby Baker (101 for 4,340 yards)	2014-16
5.	42.9	Dylan Breeding (219 for 9,387 yards)	2009-12
	42.9	Pete Raether (157 for 6,743 yards)	1990-92
7.	42.0	Sam Irwin-Hill (104 for 4,364 yards)	2013-14
8.	41.7	Brad Taylor (99 for 4,131 yards)	1981-83
9.	41.3	Richie Butler (231 for 9,546 yards)	1999-2002
10.	41.1	Jeremy Davis (142 for 5,842 yards)	2004-08



DYLAN BREEDING was a two-time All-SEC punter for the Razorbacks and ranks in the top five in career punting yardage and punting average.

INDIVIDUAL RETURN RECORDS



PUNT RETURNS

GAME		
1.	9	Ken Hatfield vs. Rice (89 yards) 1964
2.	8	Bobby Joe Edmonds at Ole Miss (53 yards) 1985
	8	Gary Anderson at Texas Tech (130 yards) 1979
4.	7	Jack Morris vs. North Texas (146 yards) 1971
	7	Gary Adams at TCU (59 yards) 1968
	7	Gary Adams vs. TCU (91 yards) 1967
	7	Gary Adams vs. Oklahoma State (33 yards) 1967
	7	Lance Alworth vs. Tulsa (136 yards) 1961

SEASON

1.	40	Bobby Joe Edmonds (466 yards) 1985
2.	36	Orlando Watters (290 yards) 1992
	36	Vaughn Lusby (294 yards) 1977
4.	34	Gary Anderson (286 yards) 1979
5.	31	Ken Hatfield (518 yards) 1964
6.	29	Gary Anderson (222 yards) 1982
	29	Gary Anderson (252 yards) 1981
	29	Vaughn Lusby (161 yards) 1976
9.	28	DeCori Birmingham (342 yards) 2002
	28	Orlando Watters (157 yards) 1993
	28	Gary Adams (290 yards) 1967
	28	Lance Alworth (336 yards) 1961

CAREER

1.	115	Gary Anderson (1,004 yards) 1979-82
2.	93	Bobby Joe Edmonds (959 yards) 1982-85
3.	86	Vaughn Lusby (625 yards) 1974, 76-78
4.	78	Tim Horton (657 yards) 1986-89
5.	72	Ken Hatfield (1,153 yards) 1962-64
6.	64	Orlando Watters (447 yards) 1991-93
7.	53	Marvin Jackson (594 yards) 2001, 03
8.	52	DeCori Birmingham (546 yards) 2001-04
9.	51	Lance Alworth (690 yards) 1959-61
10.	49	Gary Adams (505 yards) 1966-68

PUNT RETURN YARDAGE

GAME		
1.	174	Joe Adams vs. Missouri State (6 returns) 2011
2.	146	Jack Morris vs. North Texas State (7 returns) 1971
3.	136	Lance Alworth vs. Tulsa (7 returns) 1961
4.	134	Terry Stewart vs. Wichita State (4 returns) 1969
5.	130	Gary Anderson at Texas Tech (8 returns) 1979
6.	120	Joe Adams vs. Ole Miss (3 returns) 2010
7.	104	Marvin Jackson at Kentucky (4 returns) 2003
	104	Orlando Watters at South Carolina (5 returns) 1992
9.	102	Marvin Jackson vs. New Mexico State (3 returns) 2003
	102	Michael James vs. SMU (2 returns) 1991

SEASON

1.	518	Ken Hatfield (31 returns) 1964
2.	466	Bobby Joe Edmonds (40 returns) 1985
3.	395	Aubrey Fowler (23 returns) 1947
4.	375	Martine Bercher (24 returns) 1966
5.	350	Ken Hatfield (21 returns) 1963
6.	342	DeCori Birmingham (28 returns) 2002
7.	336	Lance Alworth (28 returns) 1961
8.	329	Marvin Jackson (26 returns) 2003
9.	321	Joe Adams (19 returns) 2011
10.	307	Lance Alworth (18 returns) 1960

CAREER

1.	1,153	Ken Hatfield (72 returns) 1962-64
2.	1,004	Gary Anderson (115 returns) 1979-82
3.	959	Bobby Joe Edmonds (93 returns) 1982-85
4.	690	Lance Alworth (51 returns) 1959-61
5.	657	Tim Horton (78 returns) 1986-89
6.	642	Aubrey Fowler (45 returns) 1946-47
7.	625	Vaughn Lusby (86 returns) 1974, 76-78
8.	594	Marvin Jackson (53 returns) 2001, 03
	594	Johnny Cole (39 returns) 1950-52
10.	570	Joe Adams (36 returns) 2008-11

PUNT RETURN AVERAGE

SEASON (MIN. 15 RETURNS)		
1.	18.31	Johnny Cole (16 for 293 yards) 1950
2.	17.17	Aubrey Fowler (23 for 395 yards) 1947
3.	17.06	Lance Alworth (18 for 307 yards) 1960
4.	16.89	Joe Adams (19 for 321 yards) 2011
5.	16.71	Ken Hatfield (31 for 518 yards) 1964
6.	16.67	Ken Hatfield (21 for 350 yards) 1963
7.	15.63	Martine Bercher (24 for 375 yards) 1966
8.	15.56	Joe Adams (16 for 249 yards) 2010
9.	15.53	Johnny Cole (15 for 233 yards) 1951
10.	14.32	Michael James (19 for 272 yards) 1991

CAREER (MIN. 25 RETURNS)

1.	16.01	Ken Hatfield (72 for 1,153 yards) 1962-64
2.	15.83	Joe Adams (36 for 570 yards) 2008-11
3.	15.63	Johnny Cole (38 for 594 yards) 1950-52
4.	15.32	Martine Bercher (25 for 383 yards) 1965-66
5.	14.27	Aubrey Fowler (45 for 642 yards) 1946-47
6.	13.53	Lance Alworth (51 for 690 yards) 1959-61
7.	12.92	Dean Pryor (25 for 323 yards) 1950-52
8.	11.21	Marvin Jackson (53 for 594 yards) 2001, 03
9.	10.50	DeCori Birmingham (52 for 546 yards) 2001-04
10.	10.31	Bobby Joe Edmonds (93 for 959 yards) 1982-85
	10.31	Gary Adams (49 for 505 yards) 1966-68



An All-SEC selection in 2012, **DENNIS JOHNSON** holds SEC records in both career kickoff returns (119) and career kickoff return yardage (2,784).

KICKOFF RETURNS

GAME		
1.	8	Cobi Hamilton at Auburn (142 yards) 2010
2.	7	Deon Stewart vs. LSU (117 yards) 2016
	7	D'Arthur Cowan at Mississippi State (108 yards) 2012
	7	Fred Talley vs. Boise State (135 yards) 2000
5.	6	Dennis Johnson vs. LSU (103 yards) 2008
	6	Dennis Johnson at Texas (150 yards) 2008
	6	Dennis Johnson vs. Alabama (142 yards) 2008
	6	DeCori Birmingham vs. Alabama (197 yards) 2002
	6	Steven Harris vs. Ole Miss (124 yards) 2000
	6	Rod Stinson vs. Tennessee (109 yards) 1999
	6	Donnie Centers at Baylor (145 yards) 1986
	6	Carl Miller at SMU (111 yards) 1984

SEASON

1.	41	Dennis Johnson (905 yards) 2008
2.	40	Dennis Johnson (1,031 yards) 2009
3.	29	De'Vion Warren (765 yards) 2017
4.	28	DeCori Birmingham (638 yards) 2002
5.	25	Cedric Washington (497 yards) 2003
6.	23	Lance Ray (518 yards) 2010
	23	Felix Jones (554 yards) 2006
	23	Barry Foster (445 yards) 1988
9.	22	Felix Jones (652 yards) 2007
	22	Jon Richardson (501 yards) 1972

INDIVIDUAL RETURN RECORDS



CAREER

1.	119	Dennis Johnson (2,784 yards)	2008-12
2.	62	Felix Jones (1,749 yards)	2005-07
3.	61	DeCori Birmingham (1,321 yards)	2001-04
4.	55	Derek Holloway (1,209 yards)	1979-82
5.	51	Barry Foster (1,008 yards)	1987-89
6.	43	Carl Miller (1,016 yards)	1983-85
7.	38	Darren McFadden (926 yards)	2005-07
8.	36	Cedric Washington (701 yards)	2003-06
9.	35	Jon Richardson (780 yards)	1970-72
10.	31	Ron Dickerson (776 yards)	1989-92
	31	Lance Alworth (740 yards)	1959-61

KICKOFF RETURN YARDAGE

GAME

1.	197	DeCori Birmingham vs. Alabama (6 returns)	2002
2.	152	Derek Holloway at Houston (4 returns)	1980
3.	150	Dennis Johnson at Texas (6 returns)	2008
4.	147	Felix Jones at Southern California (4 returns)	2005
5.	146	Carl Miller vs. Baylor (3 returns)	1983
6.	145	Dennis Johnson vs. Auburn (3 returns)	2009
	145	Donnie Centers at Baylor (6 returns)	1986
8.	144	Felix Jones vs. Troy (3 returns)	2007
9.	142	Cobi Hamilton at Auburn (8 returns)	2010
10.	142	Dennis Johnson vs. Alabama (6 returns)	2008

SEASON

1.	1,031	Dennis Johnson (40 returns)	2009
2.	905	Dennis Johnson (41 returns)	2008
3.	765	De'Vion Warren (29 returns)	2017
4.	652	Felix Jones (22 returns)	2007
5.	638	DeCori Birmingham (28 returns)	2002
6.	554	Felix Jones (23 returns)	2006
7.	543	Felix Jones (17 returns)	2005
8.	518	Lance Ray (23 returns)	2010
9.	501	Jon Richardson (22 returns)	1972
10.	497	Cedric Washington (25 returns)	2003
	497	Ron Dickerson (20 returns)	1992

CAREER

1.	2,784	Dennis Johnson (119 returns)	2008-12
2.	1,749	Felix Jones (62 returns)	2005-07
3.	1,321	DeCori Birmingham (61 returns)	2001-04
4.	1,209	Derek Holloway (55 returns)	1979-82
5.	1,016	Carl Miller (43 returns)	1982-85
6.	1,008	Barry Foster (51 returns)	1987-89
7.	926	Darren McFadden (38 returns)	2005-07
8.	780	Jon Richardson (35 returns)	1970-72
9.	776	Ron Dickerson (31 returns)	1989-92
10.	765	De'Vion Warren (29 returns)	2017

KICKOFF RETURN AVERAGE

SEASON (MIN. 13 RETURNS)

1.	31.94	Felix Jones (17 for 543 yards)	2005
2.	29.64	Felix Jones (22 for 652 yards)	2007
3.	26.38	De'Vion Warren (29 for 765 yards)	2017
4.	25.78	Dennis Johnson (40 for 1,031 yards)	2009
5.	25.61	Dennis Johnson (18 for 461 yards)	2011
6.	25.57	Marquel Wade (14 for 358 yards)	2011
7.	25.31	Jack Brasuell (13 for 329 yards)	1963
8.	24.85	Ron Dickerson (20 for 497 yards)	1992
9.	24.09	Felix Jones (23 for 554 yards)	2006
10.	23.94	Derek Holloway (17 for 407 yards)	1980

CAREER (MIN. 20 RETURNS)

1.	28.21	Felix Jones (62 for 1,749 yards)	2005-07
2.	26.14	Dickey Morton (22 for 575 yards)	1971-73
3.	25.03	Ron Dickerson (31 for 776 yards)	1989-92
4.	24.80	Kortliss Marshall (28 for 693 yards)	2013-14
5.	24.40	Darren McFadden (38 for 926 yards)	2005-07
6.	23.87	Lance Alworth (31 for 740 yards)	1959-61
7.	23.63	Carl Miller (43 for 1,016 yards)	1983-85
8.	23.39	Dennis Johnson (119 for 2,784 yards)	2008-12
9.	22.48	David Dickey (21 for 472 yards)	1966-68
10.	22.29	Jon Richardson (35 for 780 yards)	1970-72

TOTAL RETURNS

GAME

1.	9	Bobby Joe Edmonds at Ole Miss (8 PR, 1 KR)	1985
	9	Ken Hatfield vs. Rice (9 PR, 0 KR)	1964
3.	8	Cobi Hamilton at Auburn (0 PR, 8 KR)	2010
	8	DeCori Birmingham vs. Alabama (2 PR, 6 KR)	2002
	8	Gary Anderson at Texas Tech (8 PR, 0 KR)	1979
	8	Mike Higgins vs. Ole Miss (4 PR, 1 KR)	1994
7.	7	12 times (Most recent: Deon Stewart vs. LSU)	2016

SEASON

1.	56	DeCori Birmingham (28 PR, 28 KR)	2002
2.	50	Gary Anderson (34 PR, 16 KR)	1979
3.	46	Orlando Watters (28 PR, 18 KR)	1993
4.	43	Ken Hatfield (31 PR, 12 KR)	1964
5.	41	Dennis Johnson (0 PR, 41 KR)	2008
	41	Bobby Joe Edmonds (40 PR, 1 KR)	1985
	41	Lance Alworth (28 PR, 13 KR)	1961
8.	40	Dennis Johnson (0 PR, 40 KR)	2009
9.	37	Orlando Watters (36 PR, 1 KR)	1992
10.	36	Vaughn Lusby (36 PR, 0 KR)	1977

CAREER

1.	137	Gary Anderson (115 PR, 22 KR)	1979-82
2.	119	Dennis Johnson (0 PR, 119 KR)	2008-12
3.	113	DeCori Birmingham (52 PR, 61 KR)	2001-04
4.	96	Bobby Joe Edmonds (93 PR, 3 KR)	1982-85
5.	91	Vaughn Lusby (86 PR, 5 KR)	1974, 76-78
	91	Ken Hatfield (72 PR, 19 KR)	1962-64
7.	83	Orlando Watters (64 PR, 19 KR)	1991-92
8.	82	Lance Alworth (51 PR, 31 KR)	1959-61
9.	80	Tim Horton (78 PR, 2 KR)	1986-89
10.	63	Felix Jones (1 PR, 62 KR)	2005-07

TOTAL RETURN YARDAGE

GAME

1.	219	DeCori Birmingham vs. Alabama (8 returns)	2002
2.	174	Joe Adams vs. Missouri State (6 returns)	2011
3.	152	Derek Holloway vs. Houston (4 returns)	1980
4.	150	Dennis Johnson at Texas (6 returns)	2008
5.	147	Felix Jones vs. Southern California (4 returns)	2005
6.	146	Carl Miller vs. Baylor (3 returns)	1983
	146	Jack Morris vs. North Texas (7 returns)	1971
8.	145	Dennis Johnson vs. Auburn (3 returns)	2009
	145	Donnie Centers vs. Baylor (6 returns)	1986
10.	144	Felix Jones vs. Troy (3 returns)	2007

SEASON

1.	1,031	Dennis Johnson (40/1,031 KR)	2009
2.	980	DeCori Birmingham (28/342 PR, 28/638 KR)	2002
3.	905	Dennis Johnson (41/905 KR)	2008
4.	771	Ken Hatfield (31/518 PR, 12/253 KR)	1964
5.	765	De'Vion Warren (29/765 KR)	2017
6.	652	Felix Jones (22/652 KR)	2007
7.	636	Lance Alworth (28/336 PR, 13/300 KR)	1961
8.	635	Lance Alworth (18/307 PR, 14/328 KR)	1960
9.	629	Gary Anderson (34/286 PR, 16/343 KR)	1979
10.	554	Felix Jones (23/554 KR)	2006
	554	Felix Jones (1/11 PR, 17/543 KR)	2005

CAREER

1.	2,784	Dennis Johnson (19/2,784 KR)	2008-12
2.	1,867	DeCori Birmingham (52/546 PR, 61/1,321 KR)	2001-04
3.	1,760	Felix Jones (1/11 PR, 62/1,749 KR)	2005-07
4.	1,604	Ken Hatfield (72/1,153 PR, 19/451 KR)	1962-64
5.	1,461	Gary Anderson (115/1,004 PR, 22/457 KR)	1979-82
6.	1,430	Lance Alworth (51/690 PR, 31/740 KR)	1959-61
7.	1,253	Derek Holloway (4/44 PR, 55/1,209 KR)	1979-82
8.	1,020	Bobby Joe Edmonds (93/959 PR, 3/61 KR)	1982-85
9.	1,016	Carl Miller (43/1,016 KR)	1983-85
10.	1,008	Barry Foster (51/1,008 KR)	1987-89

INDIVIDUAL DEFENSE RECORDS



TACKLES

GAME

1.	29	Ronnie Caveness vs. Texas	1963
2.	25	Ronnie Caveness at Texas	1964
3.	24	Cliff Powell vs. Texas	1969
4.	23	Ronnie Caveness vs. Missouri	1963
5.	22	Ken Hamlin vs. Troy State	2002
	22	Quinton Caver vs. Alabama	2000
	22	Loyd Phillips vs. Tulsa	1965
8.	21	William Hampton vs. Oklahoma State	1977
	21	Ronnie Caveness vs. Baylor	1963
10.	20	Jerry Franklin at Mississippi State	2010
	20	Tony Bua at Georgia	2001
	20	Jermaine Petty at Ole Miss	2001
	20	LaSalle Harper vs. UCLA	1988

SEASON

1.	174	Wayne Harris (62 UT, 112 AT)	1960
2.	159	Ken Hamlin (97 UT, 62 AT)	2002
3.	155	Ronnie Caveness (87 UT, 68 AT)	1964
4.	154	Cliff Powell (72 UT, 82 AT)	1968
	154	Ronnie Caveness (34 UT, 120 AT)	1963
6.	140	Jermaine Petty (80 UT, 60 AT)	2001
	140	Rickey Williams (87 UT, 53 AT)	1987
8.	136	Mick Thomas (74 UT, 62 AT)	1990
9.	134	Cliff Powell (70 UT, 64 AT)	1969
10.	133	Caleb Miller (84 UT, 49 AT)	2003

CAREER

1.	408	Tony Bua (248 UT, 160 AT)	2000-03
2.	382	Jerry Franklin (199 UT, 183 AT)	2008-11
3.	381	Ken Hamlin (221 UT, 160 AT)	2000-02
4.	372	Sam Olajubutu (223 UT, 149 AT)	2003-06
5.	368	Caleb Miller (232 UT, 136 AT)	2000-03
6.	367	Cliff Powell (172 UT, 195 AT)	1967-69
7.	357	Ronnie Caveness (133 UT, 224 AT)	1962-64
8.	343	Rickey Williams (210 UT, 133 AT)	1984-87
9.	335	Bert Zinamon (175 UT, 160 AT)	1980-83
10.	330	Mick Thomas (186 UT, 144 AT)	1989-91

TACKLES FOR LOSS

GAME

1.	5	Jermaine Brooks vs. Auburn	2001
	5	Henry Ford vs. Memphis	1993
	5	Mark Smith at Alabama	1993
	5	Wayne Martin vs. Ole Miss	1988
5.	4.5	Desmond Sims vs. South Carolina	2005
6.	4	7 times (most recent: Anthony Leon vs. Tennessee Tech)	2010

SEASON

1.	23	Steven Conley (175 yards)	1995
	23	Henry Ford (116 yards)	1993
3.	20.5	Jamaal Anderson (113 yards)	2006
4.	19	Billy Ray Smith Jr. (128 yards)	1981
	19	Jimmy Walker (125 yards)	1978
6.	18	Wayne Martin (110 yards)	1987
	18	Dan Hampton (62 yards)	1978
8.	17	Billy Ray Smith Jr. (86 yards)	1980
	17	Ray Lee Johnson (89 yards)	1992
10.	16	Junior Soli (53 yards)	1995

CAREER

1.	63	Billy Ray Smith Jr. (343 yards)	1979-82
2.	47.5	Trey Flowers (250 yards)	2011-14
3.	46	Henry Ford (224 yards)	1990-93
4.	37	Wayne Martin (189 yards)	1985-88
	37	Jimmy Walker (216 yards)	1975-78
6.	36	Malcolm Sheppard (124 yards)	2006-09
	36	Caleb Miller (116 yards)	2000-03
	36	Johnnie Meadors (157 yards)	1974-76
9.	35	Steven Conley (251 yards)	1992-95
10.	33	Jeb Huckleba (92 yards)	2001-04



The MVP of the 1989 East-West Shrine Game, **STEVE ATWATER** is Arkansas' all-time leader with 14 career interceptions. Atwater was an eight-time Pro Bowl selection with the Denver Broncos.

SACKS

GAME

1.	5	Wayne Martin vs. Ole Miss	1988
----	---	---------------------------	------

SEASON

1.	14	Steven Conley	1995
	14	Henry Ford	1993
3.	13.5	Jamaal Anderson (95 yards)	2006
4.	13	Wayne Martin	1988
5.	11	Ray Lee Johnson	1992
6.	10	Jake Bequette (88 yards)	2011
7.	9.5	Chris Smith (65 yards)	2012
8.	8.5	Chris Smith (71 yards)	2013
	8.5	Antwain Robinson (63 yards)	2006
10.	8	Deatrich Wise Jr. (43 yards)	2015
	8	Henry Ford	1991

CAREER

1.	25.5	Wayne Martin	1985-88
2.	25	Henry Ford	1990-93
3.	23.5	Jake Bequette (165 yards)	2008-11
4.	21.5	Chris Smith (157 yards)	2010-13
5.	21	Steven Conley	1992-95
6.	19	Marcus Adair	1993-95
7.	18	Trey Flowers (178 yards)	2011-14
	18	Scott Long	1989-92
9.	17.5	Jamaal Anderson (128 yards)	2004-06
10.	16.5	Deatrich Wise Jr. (122 yards)	2012-16

INTERCEPTIONS

GAME

1.	5	Wear Schoonover at Texas A&M	1929
2.	3	Michael Grant vs. Louisiana-Monroe (0 yards)	2006
	3	David Hogue vs. SMU (20 yards)	1970
	3	Louis Campbell vs. Tennessee (12 yards)	1971
	3	Billy Moore at SMU (4 yards)	1961
	3	Kay Eakin vs. SMU (0 yards)	1937
7.	2	33 times (most recent: Henre' Toliver vs. Missouri)	2017

SEASON

1.	10	Jim Rinehart (106 yards, 0 TD)	1949
2.	7	Louis Campbell (86 yards, 1 TD)	1971
	7	Gary Adams (93 yards, 0 TD)	1966
4.	6	Orlando Watters (185 yards, 2 TD)	1993
	6	Patrick Williams (57 yards, 1 TD)	1988
	6	David Hogue (45 yards, 1 TD)	1970
	6	Tommy Trantham (104 yards, 0 TD)	1967
	6	George Walker (90 yards, 0 TD)	1954
9.	5	13 times (most recent: Tramain Thomas)	2011

CAREER

1.	14	Steve Atwater (99 yards, 1 TD)	1985-88
2.	13	Gary Adams (113 yards, 0 TD)	1966-68
3.	12	Tramain Thomas (131 yards, 1 TD)	2008-11
	12	Orlando Watters (250 yards, 3 TD)	1991-93
	12	Louis Campbell (114 yards, 1 TD)	1970-72
	12	Tommy Trantham (300 yards, 0 TD)	1965-67
7.	11	Anthony Cooney (53 yards, 1 TD)	1986-89
8.	10	Charles Washington (36 yards, 0 TD)	1983-86
	10	George Walker (130 yards, 0 TD)	1954-57
	10	Jim Rinehart (106 yards, 0 TD)	1949-51
	10	Louis Schaufele (183 yards, 0 TD)	1948-50

INTERCEPTION RETURN YARDAGE

GAME

1.	129	Chris Houston at Mississippi State (2 int.)	2006
2.	100	Rohan Gaines vs. Ole Miss (1 int.)	2014
	100	Jerrell Norton vs. North Texas (1 int.)	2007
4.	99	Orlando Watters at LSU (1 int.)	1993
5.	98	James Skillern vs. Hendrix (1 int.)	1915
6.	96	Wear Schoonover vs. Centenary (1 int.)	1929
7.	94	Jimmy Fryer at Texas A&M (1 int.)	1970
8.	93	Danny Walters at Houston (1 int.)	1982
9.	92	Floyd Hogan vs. Southern California (2 int.)	1974
	92	Stu Berryhill vs. Wichita State (1 int.)	1966

SEASON

1.	185	Orlando Watters (6 int.)	1993
2.	174	Jerrell Norton (5 int.)	2007
3.	158	Tommy Trantham (4 int.)	1965
4.	129	Chris Houston (3 int.)	2006
5.	106	Jim Rinehart (10 int.)	1949
6.	104	Jerry Moore (5 int.)	1968
	104	Tommy Trantham (6 int.)	1967
8.	100	Rohan Gaines (1 int.)	2014
9.	98	Danny Walters (4 int.)	1981
	98	James Skillern (1 int.)	1915

CAREER

1.	300	Tommy Trantham (12 int.)	1965-67
2.	250	Orlando Watters (12 int.)	1991-93
3.	194	Henre' Toliver (8 int.)	2014-17
4.	191	Danny Walters (7 int.)	1981-82
5.	187	Kenoy Kennedy (5 int.)	1996-99
6.	174	Jerrell Norton (5 int.)	2006-09
7.	155	Greg Lasker (9 int.)	1982-85
8.	138	Brooks Ellis (4 int.)	2013-16
9.	131	Tramain Thomas (12 int.)	2008-11
10.	129	Chris Houston (3 int.)	2004-06

LONGEST PLAY TOUCHDOWNS



JOE ADAMS scored a touchdown on one of Arkansas' 10 longest pass, rush and punt return plays. His 97-yard punt return touchdown against Ole Miss in 2010 is the longest punt return in Razorback history.

RUSHING

1.	99	Broderick Green vs. Eastern Michigan	2009
2.	92	Joe Adams vs. Auburn	2011
3.	90	Jonathan Williams vs. Nicholls	2014
	90	Billy Moore vs. Tulsa	1962
5.	89	Ben Cowins vs. Houston	1976
6.	88	T.J. Hammonds vs. Coastal Carolina	2017
7.	86	Ralph LaForge vs. Baylor	1932
8.	85	Felix Jones vs. Southeast Missouri State	2006
	85	Aubrey Fowler vs. SMU	1946
10.	84	Alex Collins at Texas Tech	2014

PASSING

1.	92	Matt Jones to Richard Smith vs. Tennessee	2002
2.	89	Ryan Mallett to Jarius Wright vs. Mississippi State	2010
3.	87	Nathan Dick to Lucas Miller vs. Mississippi State	2008
	87	Clint Stoerner to Anthony Lucas vs. SMU	1998
	87	Jimmy Williams to Derek Russell vs. TCU	1988
6.	85	Ryan Mallett to Cobi Hamilton vs. LSU	2010
	85	Ryan Mallett to Joe Adams vs. Tennessee Tech	2010
8.	84	Gordon Long to Alton Baldwin vs. Tulsa	1946
9.	83	Ryan Mallett to Ronnie Wingo Jr. vs. Troy	2009
10.	82	Robert Reed to Carl Johnson vs. Tennessee	1994

PUNT RETURNS

1.	97	Joe Adams vs. Ole Miss	2010
2.	95	Ken Hatfield vs. Tulsa	1963
3.	90	Terry Stewart vs. Wichita State	1969
4.	87	Orlando Watters vs. South Carolina	1992
5.	81	Ken Hatfield vs. Texas	1964
6.	80	Gary Anderson vs. Tulane	1980
	80	Ken Hatfield vs. Texas Tech	1963
8.	79	Gary Adams vs. Baylor	1968
9.	78	Ken Hatfield vs. Texas Tech	1964
10.	75	Michael James vs. Texas Tech	1991
	75	Aubrey Fowler vs. North Texas	1947

KICKOFF RETURNS

1.	100	De'Vion Warren vs. Auburn	2017
	100	Felix Jones vs. Ole Miss	2006
	100	Felix Jones vs. Mississippi State	2005
	100	Madre Hill vs. LSU	1994
	100	Carl Miller vs. Baylor	1983
	100	Jim Mooty vs. Hardin-Simmons	1958
	100	Billy Kyser vs. Hardin-Simmons	1958
	100	Boyd Cypert vs. Missouri School of Mines	1911
	100	Boyd Cypert vs. Drury	1911
10.	99	Oscar Malone vs. Memphis	1992

INTERCEPTION RETURNS

1.	100	Rohan Gaines vs. Ole Miss	2014
	100	Jerell Norton vs. North Texas	2007
3.	99	Orlando Watters vs. LSU	1993
4.	98	James Skillern vs. Hendrix	1915
5.	96	Wear Schoonover vs. Centenary	1929
6.	94	Jimmy Fryer vs. Texas A&M	1970
7.	93	Danny Walters vs. Houston	1982
8.	92	Stu Berryhill vs. Wichita State	1966
9.	91	Herman Bagby vs. Oklahoma State	1923
10.	88	Jermaine Petty vs. Auburn	2001

BLOCKED FG RETURNS

1.	76	Pierre Brown vs. Mississippi State	2004
----	----	------------------------------------	------

INDIVIDUAL YEARLY LEADERS



RUSHING

YEAR	PLAYER	ATT	YDS	AVG	TD
2017	David Williams, Sr.	117	656	5.6	8
2016	Rawleigh Williams III, So.	245	1,360	5.6	12
2015	Alex Collins, Jr.	271	1,577	5.6	20
2014	Jonathan Williams, Jr.	211	1,190	5.6	12
2013	Alex Collins, Fr.	190	1,026	5.4	4
2012	Dennis Johnson, Sr.	137	757	5.5	8
2011	Dennis Johnson, Jr.	106	670	6.3	3
2010	Knile Davis, So.	204	1,322	6.5	13
2009	Broderick Green, So.	104	442	4.2	11
2008	Michael Smith, Jr.	207	1,072	5.2	8
2007	Darren McFadden, Jr.	325	1,830	5.6	16
2006	Darren McFadden, So.	284	1,647	5.8	14
2005	Darren McFadden, Fr.	176	1,113	6.3	11
2004	Matt Jones, Sr.	83	622	7.5	6
2003	Cedric Cobbs, Sr.	227	1,320	5.8	10
2002	Fred Talley, Sr.	197	1,119	5.7	2
2001	Fred Talley, Jr.	164	774	4.7	4
2000	Fred Talley, So.	137	768	5.6	5
1999	Cedric Cobbs, Fr.	116	668	5.8	3
1998	Chrys Chukwuma, Jr.	149	870	5.8	8
1997	Rod Stinson, Fr.	111	413	3.7	2
1996	Oscar Malone, Sr.	197	814	4.1	4
1995	Madre Hill, So.	307	1,387	4.5	15
1994	Oscar Malone, Jr.	99	597	6.0	3
1993	Oscar Malone, So.	89	555	6.2	5
1992	E.D. Jackson, Sr.	118	466	4.0	2
1991	E.D. Jackson, Jr.	143	641	4.5	1
1990	E.D. Jackson, So.	155	596	3.8	3
1989	James Rouse, Sr.	163	895	5.3	7
1988	Barry Foster, So.	132	660	5.0	8
1987	James Rouse, Jr.	182	1,004	5.5	17
1986	Greg Thomas, Jr.	141	461	3.3	8
1985	James Rouse, Fr.	99	550	5.6	8
1984	Marshall Foreman, So.	183	804	4.4	7
1983	Derek Thomas, Fr.	117	432	3.7	4
1982	Daryl Bowles, Sr.	155	619	4.0	2
1981	Gary Anderson, Jr.	121	616	5.1	1
1980	James Tolbert, Jr.	140	571	4.1	3
1979	Roland Sales, Sr.	138	625	4.6	3
1978	Ben Cowins, Jr.	188	1,006	5.4	6
1977	Ben Cowins, Sr.	220	1,192	5.4	14
1976	Ben Cowins, So.	183	1,162	6.3	7
1975	Ike Forte, Sr.	174	983	5.6	10
1974	Ike Forte, Jr.	187	974	5.3	9
1973	Dickey Morton, Sr.	226	1,298	5.7	5
1972	Dickey Morton, Jr.	242	1,188	4.9	6
1971	Dickey Morton, So.	127	831	6.5	5
1970	Bill Burnett, Sr.	110	445	4.1	12
1969	Bill Burnett, Jr.	209	900	4.3	19
1968	Bill Burnett, So.	207	859	4.1	15
1967	Russell Cody, So.	95	383	4.0	1
1966	David Dickey, So.	115	447	3.9	8
1965	Bobby Burnett, Jr.	232	947	4.1	16
1964	Jack Brasuel, Jr.	173	542	3.1	3
1963	Jim Lindsey, So.	130	444	3.4	2
1962	Billy Moore, Sr.	131	585	4.5	14
1961	Lance Alworth, Sr.	110	516	4.7	5
1960	Lance Alworth, Jr.	106	375	3.5	3
1959	Jim Mooty, Sr.	93	519	5.6	5
1958	Jim Mooty, Jr.	71	395	5.6	4
1957	Gerald Nesbitt, Jr.	145	624	4.3	7
1956	Gerald Nesbitt, So.	129	663	5.1	7
1955	Henry Moore, Sr.	134	701	5.2	3
1954	Henry Moore, Jr.	153	670	4.4	8
1953	Lamar McHan, Sr.	143	409	2.9	4
1952	Buddy Sutton, Sr.	100	448	4.5	3
1951	Lamar McHan, So.	127	433	3.4	4
1950	Buddy Rogers, Sr.	118	476	4.0	3
1949	Geno Mazzanti, Sr.	123	757	6.2	3
1948	Clyde Scott	95	670	7.1	6
1947	Clyde Scott	152	659	4.3	6
1946	Ken Holland	112	397	3.5	2
1945	John Hoffman	139	587	4.3	3

PASSING

YEAR	PLAYER	COMP	ATT	PCT	TD	INT	YDS
2017	Austin Allen, Sr.	105	187	56.1	10	5	1,427
2016	Austin Allen, Jr.	245	401	61.1	25	15	3,430
2015	Brandon Allen, Sr.	244	370	65.9	30	8	3,440
2014	Brandon Allen, Jr.	190	339	56.0	20	5	2,285
2013	Brandon Allen, So.	128	258	49.6	13	10	1,552
2012	Tyler Wilson, Sr.	249	401	62.1	21	13	3,387
2011	Tyler Wilson, Jr.	277	438	63.2	24	6	3,638
2010	Ryan Mallett, Jr.	266	411	64.7	32	12	3,869
2009	Ryan Mallett, So.	225	403	55.8	30	7	3,624
2008	Casey Dick, Sr.	205	357	57.4	13	14	2,586
2007	Casey Dick, Jr.	150	262	57.3	18	10	1,695
2006	Casey Dick, So.	65	132	49.2	9	6	991
2005	Robert Johnson, So.	89	158	56.3	5	6	876
2004	Matt Jones, Sr.	151	264	57.2	15	12	2,073
2003	Matt Jones, Jr.	132	230	57.4	18	8	1,917
2002	Matt Jones, So.	122	234	52.1	16	8	1,592
2001	Zak Clark, So.	88	179	49.2	6	4	1,000
2000	Robby Hampton, So.	145	261	55.6	3	8	1,548
1999	Clint Stoerner, Sr.	177	317	55.8	19	10	2,293
1998	Clint Stoerner, Jr.	167	312	53.5	26	8	2,629
1997	Clint Stoerner, So.	173	357	48.5	12	13	2,347
1996	Pete Burks, So.	115	224	51.3	6	9	1,390
1995	Barry Lunney Jr., Sr.	180	292	61.6	12	10	2,181
1994	Barry Lunney Jr., Jr.	101	183	55.2	11	6	1,345
1993	Barry Lunney Jr., So.	104	202	51.5	6	7	1,241
1992	Barry Lunney Jr., Fr.	91	189	48.2	4	5	1,015
1991	Jason Allen, Fr.	48	102	47.1	6	6	603
1990	Quinn Grovey, Sr.	120	235	51.1	18	10	1,886
1989	Quinn Grovey, Jr.	72	132	55.0	5	9	1,149
1988	Quinn Grovey, So.	62	98	63.3	4	3	966
1987	Quinn Grovey, Fr.	38	62	61.3	2	4	495
1986	Greg Thomas, Jr.	67	109	61.5	6	1	1,032
1985	Mark Calcagni, Sr.	27	47	57.4	3	2	561
1984	Brad Taylor, Sr.	82	147	55.8	7	11	1,166
1983	Brad Taylor, Jr.	139	257	54.1	9	8	1,837
1982	Brad Taylor, So.	59	141	41.8	6	9	1,073
1981	Brad Taylor, Fr.	53	99	53.5	1	4	726
1980	Tom Jones, So.	93	166	56.0	6	8	1,161
1979	Kevin Scanlon, Sr.	92	139	66.2	9	6	1,212
1978	Ron Calcagni, Sr.	62	103	60.2	4	5	807
1977	Ron Calcagni, Jr.	73	137	53.3	10	7	1,147
1976	Ron Calcagni, So.	17	57	30.0	2	4	366
1975	Scott Bull, Sr.	33	71	46.5	3	6	570
1974	Scott Bull, Jr.	14	32	43.8	3	1	238
1973	Mike Kirkland, So.	75	151	49.7	3	13	990
1972	Joe Ferguson, Sr.	119	254	46.9	9	15	1,484
1971	Joe Ferguson, Jr.	160	271	59.0	11	12	2,203
1970	Bill Montgomery, Sr.	110	195	56.4	10	9	1,662
1969	Bill Montgomery, Jr.	93	173	53.8	9	7	1,333
1968	Bill Montgomery, So.	134	234	57.3	10	8	1,595
1967	Ronny South, Sr.	84	142	59.2	11	8	1,159
1966	Jon Brittenum, Sr.	76	143	53.1	7	7	1,103
1965	Jon Brittenum, Jr.	75	149	50.3	8	7	1,103
1964	Fred Marshall, Sr.	50	94	53.2	4	8	656
1963	Bill Gray, Jr.	34	79	43.0	4	5	483
1962	Billy Moore, Sr.	51	91	56.0	5	2	673
1961	George McKinney, Sr.	32	68	47.1	6	5	426
1960	George McKinney, Jr.	39	90	43.3	9	6	728
1959	James Monroe, Sr.	19	30	63.3	3	3	202
1958	James Monroe, Jr.	41	96	42.7	3	8	512
1957	George Walker, Sr.	35	63	55.6	4	4	587
1956	Don Christian, So.	18	53	34.0	2	0	260
1955	George Walker, Jr.	22	47	46.8	2	3	347
1954	George Walker, So.	45	85	52.9	4	9	603
1953	Lamar McHan, Sr.	78	150	52.0	8	11	1,107
1952	Lamar McHan, Jr.	55	136	40.4	5	17	743
1951	Lamar McHan, So.	53	135	39.3	6	14	724
1950	Jim Rinehart, Jr.	59	139	42.4	3	15	756
1949	Don Logue, So.	31	79	39.2	6	8	374
1948	Gordon Long	32	56	57.1	4	4	449
1947	Ken Holland	25	46	54.3	5	-	360
1946	Aubrey Fowler	18	40	45.0	-	-	320
1945	Bud Canada	24	69	34.8	2	3	272
1939	Kay Eakin	78	193	40.4	5	18	962
1938	Kay Eakin	34	111	30.6	3	4	467
1937	Jack Robbins	49	130	37.7	8	18	554
1936	Jack Robbins	49	107	45.8	4	7	583
1935	Jack Robbins	95	152	62.5	7	7	1,219

RECEIVING

YEAR	PLAYER	REC	YDS	TD
2017	Jonathan Nance, Jr.	37	539	5
2016	Drew Morgan, Sr.	65	739	3
2015	Drew Morgan, Jr.	63	843	10
2014	Keon Hatcher, Jr.	43	558	6
2013	Javonte Herndon	31	437	4
2012	Cobi Hamilton, Sr.	90	1,335	5
2011	Jarius Wright, Sr.	66	1,117	12
2010	D.J. Williams, Sr.	54	627	4
	Joe Adams, Jr.	50	813	6
2009	Greg Childs, So.	48	894	7
2008	D.J. Williams, So.	61	723	3
2007	Peyton Hillis, Sr.	49	537	5
2006	Marcus Monk, Jr.	50	962	11
2005	Peyton Hillis, So.	38	402	4
	Marcus Monk, So.	35	476	7
2004	Steven Harris, Sr.	37	617	4
	Marcus Monk, Fr.	37	569	6
2003	George Wilson, Jr.	50	900	6
2002	George Wilson, So.	49	626	7
2001	George Wilson, Fr.	40	568	3
2000	Boo Williams, Sr.	52	739	7
1999	Anthony Lucas, Sr.	37	822	5
1998	Michael Williams, Jr.	44	560	5
	Anthony Lucas, Jr.	43	1,004	10
1997	Anthony Eubanks, Sr.	51	870	5
1996	Anthony Eubanks, Jr.	51	809	5
1995	Anthony Eubanks, So.	43	596	4
1994	J.J. Meadors, Jr.	43	613	5
1993	J.J. Meadors, So.	28	429	3
1992	Kirk Botkin, Jr.	33	257	0
	Ron Dickerson, Sr.	32	437	4
1991	Ron Dickerson, Jr.	25	372	3
1990	Derek Russell, Fr.	43	897	8
1989	Tim Horton, Sr.	23	454	0
1988	Tim Horton, Jr.	16	319	1
	Derek Russell, Fr.	15	396	1
1987	Derek Russell, So.	16	297	3
1986	James Shibeast, Sr.	22	473	0
1985	James Shibeast, Jr.	20	446	2
1984	James Shibeast, So.	51	907	7
1983	Mark Mistler, Sr.	33	401	2
1982	Gary Anderson, Sr.	26	486	4
	Derek Holloway, Sr.	21	529	2
1981	Gary Anderson, Jr.	26	263	3
	Darryl Mason, Sr.	23	285	3
1980	Gary Anderson, So.	23	153	0
	Bobby Duckworth, Sr.	20	461	2
1979	Gary Stiggers, Sr.	23	221	1
	Robert Farrell, Sr.	21	401	1
1978	Robert Farrell, Jr.	13	229	4
	Jerry Eckwood, Sr.	13	99	0
1977	Donny Bobo, So.	22	454	5
1976	Charles Clay, So.	7	174	1
1975	Freddie Douglas, Sr.	13	232	0
1974	Freddie Douglas, Jr.	15	332	3
1973	Jack Ettinger, Sr.	28	411	1
1972	Mike Reppond, Sr			

INDIVIDUAL YEARLY LEADERS



SCORING

YEAR	PLAYER	TD	PAT	FG	PTS
2017	David Williams, Sr.	10	0	0	60
2016	Rawleigh Williams III, So.	13	0	0	78
2015	Alex Collins, Jr.	20	0	0	120
2014	Jonathan Williams, Jr.	14	0	0	84
2013	Zach Hocker, Sr.	0	28	13	67
2012	Zach Hocker, Jr.	0	32	11	65
2011	Zach Hocker, So.	0	55	21	118
2010	Zach Hocker, Fr.	0	56	16	104
2009	Alex Tejada, Jr.	0	58	16	106
2008	Michael Smith, Jr.	10	0	0	60
2007	Alex Tejada, Fr.	0	58	17	109
2006	Darren McFadden, So.	16	1	0	98
2005	Chris Balseiro, Sr.	0	31	13	70
2004	Chris Balseiro, Jr.	0	40	4	52
2003	Chris Balseiro, So.	0	40	11	73
2002	David Carlton, Jr.	0	28	12	64
2001	Brennan O'Donohoe, So.	0	29	12	65
2000	Boo Williams, Sr.	7	1	0	44
1999	Tony Dodson, Sr.	0	31	12	67
1998	Todd Latourette, Sr.	0	41	17	92
1997	Todd Latourette, Jr.	0	20	7	41
1996	Todd Latourette, So.	0	18	9	45
1995	Madre Hill, So.	16	0	0	96
1994	Lance Ellison, Sr.	0	24	6	42
1993	Oscar Malone, So.	5	0	0	30
1992	Todd Wright, Sr.	0	11	17	62
1991	Todd Wright, Jr.	0	14	12	50
1990	Todd Wright, So.	0	24	11	57
1989	Todd Wright, Fr.	0	38	20	98
1988	Kendall Trainor, Sr.	0	30	24	102
1987	James Rouse, Jr.	17	0	0	102
1986	Kendall Trainor, So.	0	39	10	69
1985	James Rouse, Fr.	9	1	0	56
1984	Greg Horne, So.	0	14	10	44
1983	Greg Horne, Fr.	0	16	14	58
1982	Gary Anderson, Sr.	9	0	0	54
1981	Bruce Lahay, Sr.	0	31	19	88
1980	Ish Ordonez, Sr.	0	23	13	62
1979	Ish Ordonez, Jr.	0	26	18	80
1978	Ish Ordonez, So.	0	39	13	78
1977	Steve Little, Sr.	0	37	19	94
1976	Steve Little, Jr.	0	23	11	56
1975	Steve Little, So.	0	32	11	65
1974	Steve Little, Fr.	0	29	12	65
1973	Mike Kirkland, So.	3	5	3	34
1972	Mike Kirkland, Fr.	0	26	8	50
1971	Bill McClard, Sr.	0	35	12	71
1970	Bill McClard, Jr.	0	50	10	80
1969	Bill Burnett, Jr.	20	0	0	120
1968	Bill Burnett, So.	16	0	0	96
1967	David Dickey, Jr.	16	0	0	96
1966	David Dickey, So.	8	0	0	48
1965	Bobby Burnett, Sr.	16	0	0	96
1964	Tom McNelly, Sr.	0	29	6	47
1963	Bill Gray, Jr.	5	0	0	30
1962	Billy Moore, Sr.	14	0	0	84
1961	Mickey Cissell, Jr.	1	21	2	33
1960	Mickey Cissell, So.	0	21	2	27
1959	Jim Mooty, Sr.	5	0	0	30
1958	Donnie Stone, Sr.	5	0	0	30
1957	Gerald Nesbitt, Jr.	7	9	0	51
1956	Gerald Nesbitt, Jr.	7	7	0	49
1955	George Walker, Jr.	4	14	1	41
1954	George Walker, So.	7	6	0	48
1953	Lamar McHan, Sr.	4	8	0	32
1952	Lamar McHan, Jr.	4	0	0	24
	Lewis Carpenter	4	0	0	24
1951	Buddy Sutton, Jr.	6	0	0	36
1950	Bill Jurney, Jr.	4	0	0	24
1949	Don Logue, So.	6	0	0	36
1948	Leon Campbell	9	0	0	54
1947	Clyde Scott	6	0	0	36
1946	Aubrey Fowler	3	11	0	29
1945	Alton Baldwin	5	0	0	30
1944	Alton Baldwin	5	0	0	30
1943	Alton Baldwin	5	0	0	30
1942	Bob Forte	3	0	0	18
1941	Frank Delmonago	1	13	1	22
1940	Howard Hickey	3	2	0	20
1939	O'Neil Adams	4	0	0	24



ALEX COLLINS' program record 20 rushing touchdowns in 2015 also tied Bill Burnett's scoring record of 120 points set in 1969.

1938	Neil Martin	3	0	0	18
1937	Jim Benton	6	0	0	30
1936	Ralph Rawlings	6	0	0	30
	Jim Benton	6	0	0	30
1935	Allan Keen	6	0	0	30
1934	Elvin Geiser	2	5	1	20
1933	Ralph LaForge	9	3	0	57
1932	Joe Biddle	4	1	0	25
1931	Homer Ledbetter	8	0	0	48
1930	Homer Ledbetter	4	0	0	24
1929	Richard Miller	13	0	0	78
1928	Garland Beavers	13	0	0	78
1927	George Cole	11	16	1	85
1926	George Cole	9	15	1	72
1925	George Cole	3	4	7	43
1917	Gene Davidson	12	5	0	77
1916	Gene Davidson	12	13	0	85
1915	Gene Davidson	3	2	0	20

PUNT RETURNS

YEAR	PLAYER	NO	YDS	AVG	TD
2017	Henre' Toliver, Sr.	4	51	12.8	0
2016	Jared Cornelius, Jr.	12	85	7.1	0
2015	Jared Cornelius, So.	7	93	13.3	0
	DJ Dean, Jr.	7	93	13.3	0
2014	DJ Dean, So.	11	121	11.0	0
2013	JVontee Herndon, Sr.	9	67	7.4	0
2012	Nate Holmes, Fr.	11	70	6.4	0
2011	Joe Adams, Sr.	19	321	16.9	4
2010	Joe Adams, Jr.	16	249	15.6	1
2009	Jerrell Norton, Jr.	9	77	8.6	0
2008	Jarius Wright, Fr.	6	15	2.5	0
2007	Jerrell Norton, So.	18	142	7.9	0
2006	Reggie Fish, So.	16	98	6.1	0
2005	Peyton Hillis, So.	16	165	10.3	0
2004	DeCori Birmingham, Sr.	17	115	6.8	0
2003	Marvin Jackson, Sr.	26	329	12.7	1
2002	DeCori Birmingham, So.	28	342	12.2	0
2001	Marvin Jackson, Jr.	27	265	9.8	1
2000	Steedman Campbell, So.	16	103	6.4	0
1999	Rossi Morreale, Jr.	14	79	5.6	0
1998	Rossi Morreale, So.	18	130	7.2	0
1997	Jeromy Flowers, So.	25	157	6.3	0
1996	Anthony Eubanks, Jr.	21	101	4.8	0
1995	J.J. Meadors, Sr.	11	52	4.7	0
1994	Carl Kidd, Sr.	22	165	7.5	0
1993	Orlando Watters, Sr.	28	157	5.6	0
1992	Orlando Watters, Jr.	36	290	8.1	2
1991	Michael James, Sr.	19	272	14.3	1
1990	Michael James, Jr.	8	13	1.6	0
	Dean Peevy, Fr.	5	48	9.6	0

1989	Tim Horton, Sr.	20	124	6.2	0
1988	Tim Horton, Jr.	26	258	9.9	0
1987	Tim Horton, So.	25	224	9.0	0
1986	James Shibest, Sr.	20	211	10.6	0
1985	Bobby Joe Edmonds, Sr.	40	466	11.7	0
1984	Bobby Joe Edmonds, Jr.	25	294	11.8	0
1983	Bobby Joe Edmonds, So.	23	177	7.7	0
1982	Gary Anderson, Sr.	29	222	7.7	0
1981	Gary Anderson, Jr.	29	252	8.7	0
1980	Gary Anderson, So.	23	244	10.6	0
1979	Gary Anderson, Fr.	34	286	8.4	1
1978	Vaughn Lusby, Sr.	21	170	8.1	0
1977	Vaughn Lusby, Jr.	36	294	8.2	0
1976	Vaughn Lusby, So.	29	161	5.6	0
1975	Jerry Eckwood, So.	15	105	7.0	0
1974	Floyd Hogan, Sr.	27	128	4.7	0
1973	Teddy Barnes, So.	11	46	4.2	0
	Floyd Hogan, Jr.	8	64	8.0	0
1972	John Mosely, Sr.	19	182	9.6	0
1971	Jack Morris, Sr.	24	216	9.0	0
1970	Jerry Moore, Sr.	15	191	12.8	0
1969	Terry Stewart, Sr.	19	134	7.1	-
1968	Gary Adams, Sr.	28	215	10.2	2
1967	Gary Adams, Jr.	28	290	10.4	-
1966	Martine Bercher, Sr.	24	375	15.6	-
1965	Jack Brasuell, Sr.	21	285	13.6	-
1964	Ken Hatfield, Sr.	31	518	16.7	-
1963	Ken Hatfield, Jr.	21	350	16.7	-
1962	Ken Hatfield, So.	7	198	28.3	-
	George Rea Walker, So.	7	200	28.6	-
1961	Lance Alworth, Sr.	28	336	12.0	-
1960	Lance Alworth, Jr.	18	307	17.1	-
1959	Lance Alworth, So.	5	47	9.4	-
1958	Jim Mooty, Jr.	9	77	8.5	-
	Freddy Akers, Jr.	8	91	11.4	-
1957	Donnie Stone, Jr.	7	80	11.4	-
	George Walker, Sr.	7	100	14.3	-
1956	Rogers Overby, Sr.	11	121	11.0	-
1955	Don Horton, So.	7	173	24.7	-
1954	George Walker, So.	8	142	17.3	1
1953	Lamar McHan, Sr.	21	233	11.1	-
1952	Johnny Cole, Sr.	8	68	8.5	-
1951	Johnny Cole, Jr.	15	233	15.5	-
1950	Johnny Cole, So.	16	293	18.3	1
1949	Jim Rinehart, So.	21	230	10.9	-
1948	Ross Pritchard	10	203	20.3	-
1947	Aubrey Fowler	23	395	17.1	-
1946	Aubrey Fowler	22	247	11.2	-
1945	Bud Canada	21	264	12.5	-

INDIVIDUAL YEARLY LEADERS



KICKOFF RETURNS

YEAR	PLAYER	NO	YDS	AVG	TD
2017	De'Von Warren, Fr.	29	765	26.4	1
2016	Deon Stewart, R-Fr.	21	419	20.0	0
2015	Eric Hawkins, Sr.	10	223	22.3	0
2014	Korliss Marshall, So.	9	271	30.1	1
2013	Korliss Marshall, Fr.	19	422	22.2	0
2012	Dennis Johnson, Sr.	17	309	18.2	0
2011	Dennis Johnson, Jr.	18	461	25.6	1
2010	Lance Ray, Fr.	23	518	22.5	0
2009	Dennis Johnson, So.	40	1,031	25.8	1
2008	Dennis Johnson, Fr.	41	905	22.1	1
2007	Felix Jones, Jr.	22	652	29.6	2
2006	Felix Jones, So.	23	554	24.1	1
2005	Felix Jones, Fr.	17	543	31.9	1
2004	Cedric Washington, So.	11	204	18.5	0
	DeCori Birmingham, Sr.	10	217	21.7	0
2003	Cedric Washington, Fr.	25	497	19.9	0
2002	DeCori Birmingham, So.	28	638	22.8	0
2001	Lawrence Richardson, Fr.	18	416	23.1	1
2000	Steven Harris, Fr.	20	420	21	0
1999	Cedric Cobbs, Fr.	12	328	27.3	1
1998	Hubert Loudermilk, Jr.	8	155	19.4	0
	Rod Stinson, So.	7	156	22.3	0
1997	Mark Henderson, Fr.	15	284	18.9	0
1996	Ontraia Moss, Fr.	14	296	21.1	0
1995	Cory Nichols, Fr.	19	399	21	0
1994	Madre Hill, Fr.	7	223	31.9	1
1993	Orlando Watters, Sr.	18	392	21.8	0
1992	Ron Dickerson, Sr.	20	497	24.9	0
1991	Freddie Bradley, Jr.	16	388	24.3	0
1990	Tracy Caldwell, Fr.	17	317	18.6	0
1989	Barry Foster, Jr.	20	445	22.3	0
1988	Barry Foster, So.	23	445	19.3	0
1987	James Rouse, Jr.	12	244	20.3	0
1986	Marshall Foreman, Sr.	11	270	24.5	0
	Donnie Centers, Jr.	11	279	25.4	0
1985	Carl Miller, Sr.	14	326	23.3	0
1984	Carl Miller, Jr.	18	390	21.7	0
1983	Carl Miller, So.	11	300	27.3	1
1982	Derek Holloway, Sr.	12	262	21.8	0
1981	Derek Holloway, Jr.	20	419	21	0
1980	Derek Holloway, So.	17	407	23.9	1
1979	Gary Anderson, Fr.	16	343	21.4	0
1978	Thomas Brown, Fr.	15	354	23.6	1
1977	Gary Stiggers, Fr.	7	109	15.6	0
1976	Barnabus White, Jr.	13	256	19.7	0
1975	Teddy Barnes, Sr.	10	218	21.8	0
1974	Barnabus White, So.	7	119	17	0
1973	Dickey Morton, Sr.	12	278	23.2	0
1972	Jon Richardson, Sr.	22	501	22.8	0
1971	Dickey Morton, So.	9	269	29.9	1
1970	Jon Richardson, So.	11	151	22.1	0
1969	Bill Burnett, Jr.	6	134	22.3	0
1968	Bill Burnett, So.	12	206	17.2	-
1967	David Dickey, Jr.	13	294	22.6	-
1966	David Dickey, So.	7	164	23.4	-
1965	Jack Brasuell, Sr.	6	93	15.5	-
1964	Ken Hatfield, Sr.	12	253	21.1	-
1963	Jack Brasuell, So.	13	329	25.3	0
1962	Ken Hatfield, So.	7	198	28.3	-
	George Rae Walker, So.	7	200	28.6	-
1961	Lance Alworth, Sr.	13	300	23.1	0
1960	Lance Alworth, Jr.	14	428	30.6	-
1959	Jim Mooty, Sr.	8	147	18.4	-
1958	Jim Mooty, Jr.	9	210	23.3	-
1957	Donnie Stone, Jr.	8	166	20.7	-
1956	Donnie Stone, So.	11	239	21.7	-
1955	Ronnie Underwood, Jr.	3	121	40.3	-
	Don Christian, So.	3	83	27.7	-
	George Walker, Jr.	3	65	21.7	-
	Don Horton, So.	3	54	18	-
	Joe Thomason, Sr.	3	48	16	-
1954	Buddy Benson, So.	6	110	18.3	-
	George Walker, So.	6	154	25.7	-
1953	Preston Carpenter, So.	5	107	21.4	-
1952	Lewis Carpenter, Sr.	11	159	14.4	-
	Jack Troxell, Jr.	7	212	30.3	-
1951	Larry Hogue, Jr.	8	144	18	-
1950	Buddy Rogers, Sr.	9	146	16.2	-
1949	Joe Dugan, So.	6	138	23	-
	Joe Baldrige, So.	6	152	25.3	-
1948	Clyde Scott	8	195	24.4	-
1947	Clyde Scott	8	196	24.5	-
1946	Clyde Scott	6	140	23.3	-

PUNTING

YEAR	PLAYER	NO	YDS	AVG
2017	Blake Johnson, So.	59	2,277	38.6
2016	Toby Baker, Sr.	57	2,532	44.4
2015	Toby Baker, Jr.	43	1,772	41.2
2014	Sam Irwin-Hill, Sr.	58	2,327	40.1
2013	Sam Irwin-Hill, Jr.	46	2,038	44.3
2012	Dylan Breeding, Sr.	53	2,416	45.6
2011	Dylan Breeding, Jr.	53	2,400	45.3
2010	Dylan Breeding, So.	52	2,212	42.5
2009	Dylan Breeding, Fr.	61	2,359	38.7
2008	Jeremy Davis, Sr.	57	2,460	43.2
2007	Jeremy Davis, Jr.	60	2,403	40.0
2006	Jacob Skinner, Sr.	61	2,327	38.1
2005	Jacob Skinner, Jr.	50	2,091	41.8
2004	Jacob Skinner, So.	29	1,062	36.6
	Jeremy Davis, Fr.	25	979	39.2
2003	Jacob Skinner, Fr.	52	2,074	39.9
2002	Richie Butler, Jr.	69	2,715	39.3
2001	Richie Butler, Jr.	67	2,848	42.5
2000	Richie Butler, So.	65	2,784	42.8
1999	Richie Butler, Fr.	30	1,199	40.0
1998	Chris Akin, Jr.	48	1,883	39.2
1997	Matt Wait, Sr.	70	2,935	41.9
1996	Matt Wait, Jr.	69	2,777	40.3
1995	Matt Wait, So.	59	2,275	38.6
1994	Matt Wait, Fr.	54	2,190	40.6
1993	Doyle Preston, So.	56	2,109	37.7
1992	Pete Raether, Sr.	68	2,938	43.2
1991	Pete Raether, So.	65	2,836	43.6
1990	Pete Raether, Fr.	24	969	40.4
1989	Allen Meacham, Sr.	37	1,398	37.8
1988	Allen Meacham, Jr.	53	2,203	41.6
1987	Kendall Trainor, Jr.	58	2,285	39.4
1986	Greg Horne, Sr.	49	2,313	47.2
1985	Greg Horne, Jr.	54	2,301	42.6
1984	Greg Horne, So.	51	2,234	43.8
1983	Brad Taylor, Jr.	38	1,639	43.1
	Greg Horne, Fr.	26	1,152	44.3
1982	Brad Taylor, So.	60	2,451	40.9
1981	Bruce Lahay, Sr.	63	2,436	38.7
1980	Steve Cox, Sr.	47	2,186	46.5
1979	Steve Cox, Jr.	42	1,840	43.8
1978	Bruce Lahay, So.	54	2,185	40.5
1977	Steve Little, Sr.	48	2,127	44.3
1976	Steve Little, Jr.	63	2,797	44.4
1975	Tommy Cheyne, Sr.	37	1,590	43.0
1974	Mike Kirkland, Jr.	45	1,812	40.3
1973	Tommy Cheyne, So.	63	2,312	36.7
1972	Drew Toole, Jr.	49	1,838	37.5
1971	Drew Toole, So.	45	1,573	34.9
1970	Ken Curry, Sr.	34	1,255	36.9
1969	Cary Stockdell, Sr.	52	1,949	37.5
1968	Cary Stockdell, Jr.	55	2,195	39.9
1967	Paul Conner, Sr.	63	2,249	35.7
1966	Paul Conner, Jr.	52	2,076	40.0
1965	Bobby Nix, Sr.	53	2,158	40.7
1964	Bobby Nix, Jr.	50	1,823	36.5
1963	Tommy Moore, Sr.	51	1,810	35.5
1962	Tommy Moore, Jr.	38	1,467	38.6
1961	Tommy Moore, So.	17	634	37.3
	Lance Alworth, Sr.	32	1,132	35.3
1960	Lance Alworth, Jr.	48	1,602	33.4
1959	Lance Alworth, So.	37	1,313	35.5
1958	Mike Cooney, Sr.	39	1,515	38.8
1957	Gerald Nesbitt, Jr.	32	1,343	41.9
1956	Gerald Nesbitt, Sr.	12	484	40.3
	Don Christian, Jr.	25	975	39.0
1955	Gerald Nesbitt, So.	13	609	46.8
	George Walker, Jr.	47	1,719	37.9
1954	George Walker, So.	49	1,953	39.9
1953	Lamar McHan, Sr.	46	1,851	40.2
1952	Bob St. Pierre	22	844	38.4
	Lamar McHan, Jr.	35	1,276	36.5
1951	Lamar McHan, So.	64	2,377	37.1
1950	Louis Schaufele, Sr.	60	2,316	38.4
1949	Louis Schaufele, Jr.	59	2,273	38.4
1948	Harold Cox	39	1,431	36.7
	Gordon Long	22	881	40.0
1947	Aubrey Fowler	47	1,693	36.0
1946	Aubrey Fowler	64	2,218	34.6
1945	Alton Baldwin	32	1,077	33.6
1943	Harold Cox	42	1,745	41.7
1938	Kay Eakin	41	1,688	41.4
1937	Kay Eakin	28	1,121	40.0

FIELD GOALS

YEAR	PLAYER	FGM	FGA	PCT
2017	Connor Limpert, So.	8	9	.889
2016	Adam McFain, Sr.	8	10	.800
2015	Cole Hedlund, Fr.	9	15	.600
2014	Adam McFain, So.	7	10	.700
2013	Zach Hocker, Sr.	13	15	.867
2012	Zach Hocker, Jr.	11	18	.611
2011	Zach Hocker, So.	21	27	.778
2010	Zach Hocker, Fr.	16	19	.842
2009	Alex Tejada, Jr.	16	22	.727
2008	Shay Haddock, So.	5	7	.714
2007	Alex Tejada, Fr.	17	23	.739
2006	Jeremy Davis, So.	6	13	.462
2005	Chris Balseiro, Sr.	13	18	.708
2004	Chris Balseiro, Jr.	4	7	.571
2003	Chris Balseiro, So.	11	15	.733
2002	David Carlton, So.	12	16	.750
2001	Brennan O'Donohoe, So.	12	17	.706
2000	Brennan O'Donohoe, Fr.	4	6	.667
1999	Tony Dodson, Sr.	12	18	.667
1998	Todd Latourette, Sr.	17	24	.708
1997	Todd Latourette, Jr.	7	12	.583
1996	Todd Latourette, So.	9	14	.643
1995	Todd Latourette, Fr.	14	21	.667
1994	Lance Ellison, Sr.	6	15	.400
1993	Lance Ellison, Jr.	4	10	.400
1992	Todd Wright, Sr.	17	25	.680
1991	Todd Wright, Jr.	12	17	.706
1990	Todd Wright, So.	11	14	.786
1989	Todd Wright, Fr.	20	23	.870
1988	Kendall Trainor, Sr.	24	27	.889
1987	Kendall Trainor, Jr.	13	20	.650
1986	Kendall Trainor, So.	10	13	.769
1985	Greg Horne, Sr.	5	13	.385
1984	Greg Horne, Jr.	10	18	.556
1983	Greg Horne, So.	14	22	.636
1982	Ernie Villarreal, Fr.	4	10	.400
1981	Bruce Lahay, Sr.	19	24	.792
1980	Ish Ordonez, Sr.	13	21	.619
1979	Ish Ordonez, Jr.	18	22	.818
1978	Ish Ordonez, So.	13	19	.684
1977	Steve Little, Sr.	19	30	.633
1976	Steve Little, Jr.	11	23	.478
1975	Steve Little, So.	11	20	.550
1974	Steve Little, Fr.	12	16	.750
1973	Mike Kirkland, So.	3	12	.250
1972	Mike Kirkland, Fr.	8	16	.500
1971	Bill McClard, Sr.	12	22	.545
1970	Bill McClard, Jr.	10	15	.667
1969	Bill McClard, So.	7	9	.778
1968	Bob White, Sr.	4	7	.571
1967	Bob White, Jr.	3	6	.500
1966	Bob White, So.	5	7	.714
1965	Ronnie South, Jr.	5	-	-
1964	Tom McKnelly, Sr.	6	-	-
1963	Tom McKnelly, Jr.	1	4	.250
1962	Tom McKnelly, So.	3	-	-
1961	Mickey Cissel, Jr.	2	-	-
1960	Mickey Cissel, So.	2	-	-
1959	Freddy Akers, Sr.	2	-	-
1958	None	-	-	-
1957	None	-	-	-
1956	None	-	-	-
1955	George Walker, Jr.	1	-	-
1954	Preston Carpenter, Jr.	1	-	-
1953	None	-	-	-
1952	Carl Mazza	2	-	-
1951	Pat Summerall, Sr.	4	-	-
1950	Pat Summerall, Jr.	1	-	-

INDIVIDUAL YEARLY LEADERS



TACKLES

YEAR	POS	PLAYER	UA	AT	TOTAL
2017	LB	DeJon Harris, So.	66	49	115
2016	LB	Brooks Ellis, Sr.	38	45	83
2015	LB	Brooks Ellis, Jr.	45	57	102
2014	LB	Martrell Spaight, Sr.	63	65	128
2013	S	Alan Turner, Jr.	37	60	97
2012	S	Ross Rasner, Sr.	49	43	92
2011	LB	Jerry Franklin, Sr.	46	55	101
2010	LB	Jerry Franklin, Jr.	48	52	100
2009	LB	Jerry Franklin, So.	51	43	94
2008	LB	Jerry Franklin, Fr.	54	33	87
2007	SS	Matt Hewitt, Sr.	63	55	118
2006	LB	Sam Olajubu, Sr.	70	45	115
2005	LB	Sam Olajubu, Jr.	69	49	118
2004	FS	Vickiel Vaughn, Jr.	47	19	66
2003	LB	Caleb Miller, Sr.	84	49	133
2002	FS	Ken Hamlin, Jr.	97	62	159
2001	LB	Jermaine Petty, Sr.	80	60	140
2000	FS	Ken Hamlin, Fr.	57	47	104
1999	FS	Kenoy Kennedy, Sr.	58	40	98
1998	FS	Kenoy Kennedy, Jr.	66	29	95
1997	NG	Melvin Bradley, Jr.	44	27	71
1996	NG	Melvin Bradley, So.	51	38	89
1995	LB	Mark Smith, Jr.	60	55	115
1994	LB	Mark Smith, So.	35	44	79
1993	LB	Darwin Ireland, Sr.	37	56	93
1992	LB	Kevin Kempf, Jr.	51	51	102
1991	LB	Mick Thomas, Sr.	55	42	97
1990	LB	Mick Thomas, Jr.	74	62	136
1989	LB	Mick Thomas, So.	57	40	97
1988	LB	LaSalle Harper, Sr.	61	58	119
1987	LB	Rickey Williams, Sr.	87	53	140
1986	LB	Rickey Williams, Jr.	67	43	110
1985	LB	Nick Miller, Sr.	59	53	112
1984	LB	David Bazzel, Jr.	62	51	113
	LB	Nick Miller, Jr.	55	58	113
1983	LB	Milton Fields, Sr.	57	56	113
1982	LB	Bert Zinamon, Jr.	47	63	110
1981	LB	Teddy Morris, Sr.	46	26	72
	E	Billy Ray Smith, Jr.	50	22	72
1980	T	Richard Richardson, So.	40	48	88
1979	LB	Mike Massey, Sr.	46	38	84
	LB	Teddy Morris, So.	59	25	84
1978	LB	Larry Jackson, Sr.	64	38	102
1977	LB	Larry Jackson, Jr.	86	37	123
1976	LB	Curtis Townsend, Sr.	67	52	119
1975	T	Mike Campbell, Sr.	85	35	120
1974	T	Jon Rhiddlehoover, Sr.	58	49	107
1973	T	Jon Rhiddlehoover, Jr.	81	48	129
1972		not available			
1971		not available			
1970		not available			
1969	LB	Cliff Powell, Jr.	70	64	134
1968	LB	Cliff Powell, So.	72	82	154
1967	LB	Lynn Garner, So.	27	83	110
1966	T	Loyd Phillips, Sr.	58	39	97
1965	T	Loyd Phillips, Jr.	42	58	100
1964	LB	Ronnie Caveness, Sr.	87	68	155
1963	LB	Ronnie Caveness, Jr.	34	120	154
1962	E	Jim Grizzle, Jr.	19	65	84
1961	LB	Danny Brabham, Jr.	25	45	80
1960	LB	Wayne Harris	62	112	174

TACKLES FOR A LOSS

YEAR	POS	PLAYER	TFL	YDS
2017	LB	DeJon Harris, So.	8.5	25
2016	DL	Jeremiah Ledbetter, Sr.	7.5	52
2015	DE	Deatrich Wise Jr., Jr.	10.5	52
2014	DE	Trey Flowers, Sr.	15.5	95
2013	DE	Trey Flowers, Jr.	13.5	58
2012	DE	Chris Smith, Jr.	13.0	70
	DE	Trey Flowers, So.	13.0	76
2011	LB	Alonzo Highsmith, Jr.	12.5	51
2010	LB	Jerry Franklin, Jr.	13.0	60
2009	DE	Malcolm Sheppard, Sr.	11.0	39
2008	DE	Malcolm Sheppard, Jr.	14.5	56
2007	DT	Ernest Mitchell, Jr.	10.5	46
	DE	Malcolm Sheppard, So.	10.5	32
2006	DE	Jamaal Anderson, Jr.	20.5	113
2005	LB	Sam Olajubu, Jr.	14.5	40
2004	DE	Jeb Huckleba, Sr.	13.0	51
2003	LB	Caleb Miller, Sr.	15.0	38
2002	DE	Gavin Walls, Sr.	11.0	50
2001	LB	Jermaine Petty, Sr.	13.0	30
2000	LB	Quinton Caver, Sr.	10.0	36

1999	DE	Randy Garner, Jr.	13.0	50
1998	DE	Carlos Hall, Fr.	11.0	61
	LB	C.J. McLain, Sr.	11.0	55
1997	E	Geno Bell, Sr.	10.0	28
	E	Ryan Hale, Jr.	10.0	42
1996	NG	Melvin Bradley, So.	14.0	60
1995	E	Steven Conley, Sr.	23.0	175
1994	E	Marcus Adair, Jr.	12.0	77
	E	Steven Conley, Jr.	12.0	76
1993	E	Henry Ford, Sr.	23.0	116
1992	LB	Ray Lee Johnson, Sr.	17.0	89
1991	T	Henry Ford, So.	14.0	62
1990	LB	Ray Lee Johnson, So.	6.0	20
	NG	Owen Kelly, So.	6.0	28
1989	NG	Chad Rolen, Jr.	10.0	63
1988	T	Wayne Martin, Sr.	18.0	110
1987	T	Wayne Martin, Jr.	9.0	32
1986	T	Wayne Martin, So.	10.0	47
1985	LB	Rickey Williams, So.	7.0	40
	LB	David Dudley, Jr.	7.0	36
	LB	Nick Miller, Sr.	7.0	15
1984	E	Ravin Caldwell, Jr.	10.0	57
	NG	Tony Cherico, Fr.	10.0	40
1983	T	Ron Faurot, Sr.	10.0	52
1982	E	Billy Ray Smith, Sr.	15.0	85
1981	E	Billy Ray Smith, Jr.	19.0	128
1980	E	Billy Ray Smith, So.	17.0	86
1979	T	Jim Elliott, Jr.	13.0	88
1978	T	Jimmy Walker, Sr.	19.0	125
1977	T	Jimmy Walker, Jr.	15.0	87
1976	E	Dennis Winston, Sr.	13.0	50
1975	E	Johnnie Meadors, Jr.	10.0	54
1974	E	Johnnie Meadors, So.	14.0	59

SACKS

YEAR	POS	PLAYER	SACKS	YDS
2017	LB	DeJon Harris, So.	3.5	18
2016	DL	Jeremiah Ledbetter, Sr.	5.5	44
2015	DE	Deatrich Wise Jr., Jr.	8.0	43
2014	DE	Trey Flowers, Sr.	6.0	71
2013	DE	Chris Smith, Jr.	8.5	71
2012	DE	Chris Smith, Jr.	9.5	65
2011	DE	Jake Bequette, Sr.	10.0	88
2010	DE	Jake Bequette, Jr.	7.0	36
2009	DE	Jake Bequette, So.	5.5	37
2008	DE	Malcolm Sheppard, Jr.	6.5	30
2007	LB	Freddie Fairchild, So.	4.5	31
2006	DE	Jamaal Anderson, Jr.	14.0	100
2005	DE	Desmond Sims, Jr.	5.5	33
2004	DE	Jeb Huckleba, Sr.	6.5	41
2003	DE	Justin Scott, Sr.	3.0	14
2002	DE	Gavin Walls, Sr.	6.0	34
2001	DT	Jermaine Brooks, Jr.	3.5	19
2000		Six players tied	2.0	-
1999	E	Randy Garner, Jr.	5.5	28
1998	LB	C.J. McLain, Sr.	7.0	48
1997	E	Ryan Hale, Jr.	5.0	26
1996	NG	Melvin Bradley, So.	7.0	47
1995	E	Steven Conley, Sr.	14.0	122
1994	E	Steven Conley, Jr.	7.0	63
1993	E	Henry Ford, Sr.	14.0	85
1992	DE	Ray Lee Johnson, Sr.	11.0	73
1991	E	Henry Ford, So.	8.0	50
1990	T	Scott Long, So.	4.0	16
1989	T	Scott Long, Fr.	7.0	41
1988	T	Wayne Martin, Sr.	13.0	-
1987	T	Wayne Martin, Jr.	6.5	-
1986	T	Wayne Martin, So.	6.0	-
1985	LB	Rickey Williams, So.	5.0	-
1984	E	Ravin Caldwell, Jr.	5.5	-
1983	T	Ron Faurot, Sr.	7.0	-
	E	Marcus Adair, Jr.	7.0	51

INTERCEPTIONS

YEAR	POS	PLAYER	INT	YDS	TD
2017	DB	Henre Toliver, Sr.	3	66	0
	DB	Kevin Richardson II, Sr.	3	7	0
2016	S	Josh Liddell, Jr.	2	2	0
	CB	Ryan Pulley, So.	2	75	1
	CB	Henre Toliver, Jr.	2	70	1
2015	CB	DJ Dean, Jr.	2	0	0
	S	Josh Liddell, So.	2	0	0
2014	LB	Brooks Ellis, So.	2	63	0
	CB	DJ Dean, So.	2	9	0
	CB	Henre Toliver, Fr.	2	46	0
	CB	Tevin Mitchel, Sr.	2	-7	0

2013	S	Alan Turner, Jr.	2	24	0
2012	S	Ross Rasner, Sr.	3	34	0
2011	S	Tramain Thomas, Sr.	5	70	0
2010	S	Tramain Thomas, Jr.	4	24	0
2009	LB	Jerry Franklin, Jr.	3	61	0
	S	Tramain Thomas, So.	3	37	1
2008	CB	Ramon Broadway, So.	2	26	0
	LB	Jerry Franklin, Fr.	2	11	0
2007	CB	Jerrell Norton, So.	5	174	1
2006	CB	Chris Houston, Jr.	3	129	1
	FS	Michael Grant, Jr.	3	0	0
2005	CB	Vickiel Vaughn, Sr.	4	13	0
2004	FS	Vickiel Vaughn, Jr.	2	92	0
	SS	Lerinezo Robinson, Jr.	2	29	0
	CB	Michael Coe, So.	2	7	0
2003	CB	Ahmad Carroll, Jr.	3	0	0
2002	FS	Ken Hamlin, Jr.	4	33	0
	CB	Lawrence Richardson, So.	4	25	0
2001	FS	Ken Hamlin, So.	3	33	0
	CB	Lawrence Richardson, Fr.	3	45	1
2000		Four with two (one TD, Eddie Jackson)			
1999	FS	Kenoy Kennedy, Sr.	3	97	0
	CB	David Barrett, Sr.	3	45	1
1998	R	Zac Painter, Sr.	5	36	0
1997	B	Jeromy Flowers, So.	2	36	0
	CB	Ontraia Moss, So.	2	19	0
	CB	Marcus Campbell, Sr.	2	(-)	0
1996	CB	Marcus Campbell, Jr.	5	52	0
1995	CB	Spencer Brown, Sr.	5	43	0
1994	LB	Mark Smith, So.	2	16	0
1993	CB	Orlando Watters, Sr.	6	185	2
1992	CB	Dean Peavy, So.	5	37	0
1991	CB	Michael James, Sr.	5	75	1
1990	CB	Michael James, Jr.	2	21	0
1989	CB	Anthony Cooney, Sr.	3	14	0
1988	R	Patrick Williams, Jr.	6	57	1
1987	S	Steve Atwater, Jr.	4	53	1
1986	CB	Charles Washington, Sr.	5	32	0
1985	LB	David Dudley, Jr.	3	79	1
	CB	Kevin Wyatt, Sr.	3	59	1
1984	CB	Kevin Wyatt, Jr.	5	22	0
1983	S	Greg Lasker, So.	3	72	0
	DB	Greg Gaston, So.	3	7	0
	DB	Charles Washington, Fr.	3	0	0
1982	DB	Keith Burns, Sr.	4	10	0
1981	DB	Danny Walters, Jr.	4	98	1
1980	FS	Kevin Evans, Sr.	2	21	0
1979	FS	Kevin Evans, Jr.	4	54	0
1978	E	William Hampton, Sr.	3	30	0
1977	LB	Mike Massey, So.	3	31	0
	FB	Vaughn Lusby, Jr.	3	0	0
1976		Six with two (no TDs)			
1975	CB	Tommy Harris, Sr.	3	28	0
1974	FS	Floyd Hogan, Sr.	2	92	0
1973	CB	Rollen Smith, Jr.	4	27	0
1972	SS	Mark Hollingsworth, Sr.	4	39	0
1971	CB	Louis Campbell, Jr.	7	86	1
1970	HB	David Hoque, Jr.	6	45	1
1969	MM	Bobby Field, Jr.	4	70	0
1968	HB	Jerry Moore, So.	5	104	1
	HB	Gary Adams, Sr.	5	6	0
1967	HB	Tommy Trantham, Sr.	6	104	0
1966	HB	Gary Adams, So.	7	93	0
1965	LB	Joe Black, Jr.	4	-	-
	HB	Tommy Trantham, So.	4	-	-
1964	HB	Bill Gray, Sr.	3	22	0
1963	HB	Ken Hatfield, Jr.	3	45	0
1962	HB	Ken Hatfield, So.	3	-	-
1961	HB	Billy Moore, Jr.	3	-	-
1960		George McKinney, Jr.	2	23	0
1959		not available			
1958	HB	Don Horton, Sr.	2	24	0
		Jim Mooby, Jr.	2	8	0
1957		George Walker, Sr.	2	18	0
1956		Gerald Nesbitt, Jr.	4	95	0
1955		Don Christian, Jr.	4	83	0
1954		George Walker, So.	6	90	0
1953		Floyd Sagely, Sr.	3	51	0
1952		Johnny Cole, Jr.	3	33	0
		Edsel Nix, Jr.	3	13	0
1951		not available			
1950		not available			
1949		Jim Rinehart, So.	10	106	0
1948		Gordon Long	4	60	0

INDIVIDUAL YEARLY LEADERS



PASSES BROKEN UP

YEAR	POS	PLAYER	PBU
2017	DB	Henrè Toliver, Sr.	8
	DB	Santos Ramirez, Jr.	8
	DB	Kamren Curl, Fr.	8
2016	CB	Ryan Pulley, So.	13
2015	CB	Jared Collins, Jr.	9
2014	CB	Jared Collins, So.	13
2013	S	Alan Turner, Jr.	5
	CB	Tevin Mitchell, Jr.	5
2012	S	Ross Rasner, Sr.	6
	CB	Kaelon Kelleybrew, Sr.	6
2011	S	Tramain Thomas, Sr.	6
2010	CB	Ramon Broadway, Sr.	6
2009	CB	Ramon Broadway, Jr.	4
	CB	Rudell Crim, Jr.	4
2008	CB	Ramon Broadway, So.	10
2007	FS	Michael Grant, Sr.	20
2006	CB	Chris Houston, Jr.	13
2005	CB	Michael Coe, Jr.	8
	CB	Chris Houston, So.	8
2004	LB	Sam Olajubutu, Jr.	4
2003	CB	Eddie Jackson, Sr.	10
2002	CB	Lawrence Richardson, So.	13
2001	CB	Lawrence Richardson, Fr.	20
2000	SS	D'Andre Berry, Jr.	12
1999	FS	Kenoy Kennedy, Sr.	10
1998	CB	David Barrett, Jr.	8
1997	CB	Marcus Campbell, Sr.	9
1996	CB	Marcus Campbell, Jr.	11
1995	CB	Spencer Brown, Sr.	7
1994	CB	Tracy Cantlope, Jr.	4
1993	CB	Orlando Watters, Sr.	8
1992	CB	Dean Peevy, So.	4
1991	CB	Orlando Watters, So.	6
1990	CB	Curtis Banks, Jr.	3
	CB	Pat Burris, Sr.	3
1989	S	Aaron Jackson, Jr.	10
1988	S	Steve Atwater, Sr.	9
1987	R	Odis Lloyd, Jr.	9
1986	S	Steve Atwater, So.	12
1985	S	Greg Lasker, Sr.	10
1984	S	Greg Lasker, Jr.	11
1983	CB	Greg Gaston, So.	6
	CB	Kevin Wyatt, So.	6
1982	CB	Danny Walters, Sr.	7
1981	SS	Keith Burns, Jr.	8
1980	CB	Trent Bryant, Sr.	6
1979	S	Kevin Evans, Jr.	8
1978	CB	Brad Shoup, Sr.	6
1977	SS	Howard Sampson, Sr.	7
1976		Bo Busby, Sr.	6
		Patrick Martin, Jr.	6
1975		Howard Sampson, Jr.	8
1974		Brad Thomas, Jr.	8
1973		not available	
1972		not available	
1971		not available	
1970		not available	
1969		not available	
1968	HB	Jerry Moore, So.	8
1967	HB	Tommy Trantham, Sr.	12
1966	HB	Gary Adams, So.	8
1965	MM	Mike Jordan, Jr.	9
1964	HB	Bill Gray, Sr.	9
1963	MM	Charles Daniel, Jr.	4
		Tommy Moore, Sr.	4
		Mike Parker, Sr.	4
1962	HB	Ken Hatfield, Jr.	5
		Mike Parker, Jr.	5
1961	C	Tommy Brasher, So.	5

FORCED FUMBLES

YEAR	POS	PLAYER	FF
2017	DB	Santos Ramirez, Jr.	3
2016	DE/LB	Randy Ramsey, So.	3
2015	DE	Deatrich Wise Jr., Jr.	3
2014	LB	Martrell Spaight, Sr.	2
	LB	Brooks Ellis, So.	2
2013	DE	Trey Flowers, Jr.	3
2012	S	Ross Rasner, Sr.	2
	CB	Tevin Mitchell, So.	2
2011	DE	Jake Bequette, Sr.	5
2010	S	Tramain Thomas, Jr.	4
2009	DE	Tenarius Wright, Fr.	3
2008	DE	Malcolm Sheppard, Jr.	2
2007	SS	Matt Hewitt, Sr.	4
2006		Three with two	2
2005	DE	Desmond Sims, Jr.	2
2004		Seven with one	1
2003	LB	Caleb Miller, Sr.	3
2002	FS	Ken Hamlin, Jr.	4
2001	FS	Ken Hamlin, So.	4
2000		Five with one	1
1999	B	Jeromy Flowers, Sr.	3
	FS	Kenoy Kennedy, Sr.	3
1998	R	Zac Painter, Sr.	3
1997	LB	C.J. McLain, Jr.	3
1996	LB	C.J. McLain, So.	2
1995	E	Geno Bell, Jr.	2
	LB	Mark Smith, Jr.	2
1994		Four with two	2
1993	E	Henry Ford, Sr.	3
1992	LB	Tyrone Chatman, Jr.	4
1991		Six players	1
1990	E	Ken Benson, Sr.	2
	FS	Ben Floor, Sr.	2
1989		Seven players with one	1
1988	T	Wayne Martin, Sr.	7
1987	T	Wayne Martin, Jr.	2
1986	T	Wayne Martin, So.	2
	T	David Schell, Jr.	2
	LB	Rickey Williams, Jr.	2
1985	T	Rodney Beachum, Sr.	4
1984	R	Nathan Jones, Sr.	4
	LB	Nick Miller, Sr.	4

FUMBLE RECOVERIES

YEAR	POS	PLAYER	FR
2017	DL	Briston Guidry, R-Fr.	2
2016		Four Players	2
2015		Seven Players	1
2014	DT	Darius Philon, So.	3
2013		Six Players	1
2012		Five Players	1
2011	LB	Jerry Franklin, Sr.	2
2010	S	Tramain Thomas, Jr.	2
	CB	Darius Winston, So.	2
	LB	Freddy Burton, Sr.	2
2009	CB	Ramon Broadway, Jr.	3
2008	LB	Jerry Franklin, Fr.	2
2007	SS	Matt Hewitt, Sr.	3
2006	CB	Jerell Norton, Fr.	2
2005	DT	Keith Jackson, Jr.	3
2004	LB	Pierre Brown, Jr.	2
	CB	Dallas Washington, Fr.	2
2003		Seven Players	2
2002		Four Players	2
2001	FS	Ken Hamlin, So.	3
2000	DE	Carlos Hall, Jr.	2
1999	CB	Orlando Green, So.	2
	FS	Kenoy Kennedy, Sr.	2
	T	Sacha Lancaster, So.	2
1998	E	D.J. Cooper, Jr.	2
	CB	Rossi Morreale, So.	2
	LB	Harry Wilson, Sr.	2
1997	NG	Melvin Bradley, Jr.	4
1996	E	D.J. Cooper, Fr.	2
	LB	C.J. McLain, So.	2
1995	E	Marcus Adair, Sr.	2
1994	LB	Don Bray, Jr.	2
	E	Steven Conley, Jr.	2
	FS	Del Delco, Jr.	2
1993	T	Henry Ford, Sr.	2
1992	LB	Darwin Ireland, Jr.	2
	NG	Owen Kelly, Sr.	2
	SS	Mike Nunnerley, Fr.	2
1991	CB	Michael James, Sr.	3
1990	LB	Darwin Ireland, Fr.	5
1989	R	Kirk Collins, So.	2
1988	T	Wayne Martin, Sr.	3
1987		Seven Players	1
1986	NG	Tony Chericco, Jr.	2
	LB	Kerry Owens, So.	2
1985	T	Rodney Beachum, Sr.	2
1984	DE	Ravin Caldwell, Jr.	4
1983	T	Ron Faurot, Sr.	3
1982	T	Earl Buckingham, Sr.	3
1981	LB	Steve Douglas, Jr.	3
1980	LB	Jeff Goff, Jr.	3
	LB	Ed Jackson, So.	3
	E	Billy Ray Smith, So.	3
1979	DB	Trent Bryant, Jr.	3
	E	Jeff Goff, So.	3
1978	T	Dan Hampton, Sr.	3
	LB	Mike Massey, Jr.	3
	T	Dale White, Sr.	3
1977	T	Jimmy Walker, Jr.	3
1976	T	Dale White, So.	4
	E	Dennis Winston, Sr.	4
1975	E	Johnnie Meadors, Jr.	6
1974	E	Ivan Jordan, Jr.	5
1973		not available	
1972		not available	
1971		not available	
1970		not available	
1969		not available	
1968	T	Gordon McNulty, Jr.	4
1967	HB	Gary Adams, Jr.	3
	MG	David Cooper, Sr.	3
	LB	Lynn Garner, So.	3
1966	T	Loyd Phillips, Sr.	3
1965	LB	Joe Black, Jr.	4
1964	MG	Jimmy Johnson, Sr.	3
1963	T	Jim Williams, So.	4
1962		Billy Moore, Sr.	4
1961	G	Ray Trail, Jr.	4

INDIVIDUAL YEARLY LEADERS



TOTAL OFFENSE

YEAR	PLAYER	RUSH ATT	RUSH YDS	RUSH TD	PASS ATT	PASS COMP	PCT	PASS YDS	PASS TD	INT	TOTAL PLAYS	TOTAL YDS	TOTAL TD
2017	Austin Allen, Sr.	37	-20	1	187	105	.561	1,427	10	5	224	1,407	11
2016	Austin Allen, Jr.	65	-126	2	401	245	.611	3,430	25	15	466	3,304	27
2015	Brandon Allen, Sr.	56	107	1	370	244	.659	3,440	30	8	426	3,547	31
2014	Brandon Allen, Jr.	42	0	2	339	190	.560	2,285	20	5	381	2,285	22
2013	Brandon Allen, So.	29	29	1	258	128	.496	1,552	13	10	287	1,581	14
2012	Tyler Wilson, Sr.	41	7	0	401	249	.621	3,387	21	13	442	3,394	21
2011	Tyler Wilson, Jr.	60	-3	4	438	277	.632	3,638	24	6	498	3,635	28
2010	Ryan Mallett, Jr.	44	-74	4	411	266	.647	3,869	32	12	455	3,795	36
2009	Ryan Mallett, So.	58	-29	2	403	225	.558	3,624	30	7	461	3,595	32
2008	Casey Dick, Sr.	72	-51	3	357	205	.574	2,586	13	14	429	2,535	16
2007	Darren McFadden, Jr.	325	1,830	16	11	6	.545	123	4	0	336	1,953	20
2006	Darren McFadden, So.	284	1,647	14	9	7	.778	69	3	1	293	1,716	17
2005	Darren McFadden, Fr.	176	1,113	11	0	0	.000	0	0	0	176	1,113	11
2004	Matt Jones, Sr.	83	622	6	264	151	.572	2,073	15	12	347	2,695	21
2003	Matt Jones, Jr.	96	707	8	230	132	.574	1,917	18	7	326	2,624	26
2002	Matt Jones, So.	129	614	5	234	122	.521	1,592	16	8	363	2,206	21
2001	Zak Clark, So.	22	-42	0	179	88	.492	1,000	6	4	201	958	6
2000	Robby Hampton, So.	29	-19	1	261	145	.556	1,548	13	8	290	1,529	14
1999	Clint Stoerner, Sr.	27	-60	2	317	177	.558	2,293	19	10	344	2,233	21
1998	Clint Stoerner, Jr.	51	-57	1	312	167	.535	2,629	26	8	363	2,572	27
1997	Clint Stoerner, So.	81	-267	2	357	173	.485	2,347	12	13	438	2,080	14
1996	Pete Burks, So.	92	74	2	224	115	.513	1,464	6	9	316	1,464	8
1995	Barry Lunney Jr., Sr.	112	65	3	292	180	.616	2,206	12	10	404	2,246	15
1994	Barry Lunney Jr., Jr.	91	40	2	183	101	.552	1,345	11	6	274	1,385	13
1993	Barry Lunney Jr., So.	74	140	2	202	104	.515	1,241	6	7	276	1,381	8
1992	Barry Lunney Jr., Fr.	40	-140	0	189	91	.481	1,015	4	5	229	875	4
1991	Jason Allen, Fr.	47	98	0	102	48	.471	603	6	6	149	701	6
1990	Quinn Grovey, Sr.	104	326	5	235	120	.511	1,886	18	10	339	2,212	23
1989	Quinn Grovey, Jr.	120	565	8	131	72	.550	1,149	5	9	251	1,714	13
1988	Quinn Grovey, So.	110	515	7	98	62	.633	966	4	3	208	1,481	11
1987	James Rouse, Jr.	182	1,004	17	0	0	.000	0	0	0	182	1,004	17
1986	Greg Thomas, Jr.	141	461	8	109	67	.615	1,032	6	1	250	1,493	14
1985	Greg Thomas, So.	118	365	1	72	33	.458	554	4	2	190	919	5
1984	Brad Taylor, Sr.	109	135	5	147	82	.558	1,166	7	11	256	1,301	12
1983	Brad Taylor, Jr.	91	-31	3	257	139	.541	1,837	9	8	348	1,806	12
1982	Brad Taylor, So.	74	108	3	141	59	.418	1,073	6	9	215	1,181	9
1981	Tom Jones, Jr.	68	219	3	109	60	.551	684	7	7	177	903	10
1980	Tom Jones, So.	95	178	3	166	93	.560	1,161	6	8	261	1,339	9
1979	Kevin Scanlon, Sr.	120	248	7	139	92	.662	1,212	9	6	259	1,460	16
1978	Ron Calcagni, Sr.	153	448	11	103	62	.602	807	4	5	256	1,255	15
1977	Ron Calcagni, Jr.	125	546	4	137	73	.533	1,147	10	7	262	1,693	14
1976	Ben Cowins, So.	183	1,162	7	0	0	.000	0	0	0	183	1,162	7
1975	Ike Forte, Sr.	174	983	10	0	0	.000	0	0	0	174	983	10
1974	Ike Forte, Jr.	187	974	9	0	0	.000	0	0	0	187	974	9
1973	Dickey Morton, Sr.	226	1,298	5	0	0	.000	0	0	0	226	1,298	5
1972	Joe Ferguson, Sr.	73	68	2	254	119	.469	1,484	9	15	327	1,552	11
1971	Joe Ferguson, Jr.	63	39	6	271	160	.590	2,203	11	12	334	2,242	17
1970	Bill Montgomery, Sr.	86	157	6	195	110	.570	1,662	10	9	281	1,819	16
1969	Bill Montgomery, Jr.	92	66	3	173	93	.538	1,333	9	7	265	1,399	12
1968	Bill Montgomery, So.	116	239	4	234	134	.572	1,595	10	8	350	1,834	14
1967	Ronnie South, Sr.	55	-38	0	142	84	.592	1,159	11	8	197	1,121	11
1966	Jon Brittenum, Sr.	81	168	1	143	76	.531	1,103	7	7	224	1,271	8
1965	Jon Brittenum, Jr.	81	224	6	149	75	.503	1,103	8	7	230	1,327	14
1964	Fred Marshall, Sr.	104	438	3	94	50	.532	656	4	8	198	1,094	7
1963	Bill Gray, Jr.	51	36	5	79	34	.430	483	4	5	130	519	9
1962	Billy Moore, Sr.	131	585	14	91	51	.560	673	5	2	222	1,258	19
1961	George McKinney, Sr.	68	244	4	68	32	.471	426	6	5	136	670	10
1960	George McKinney, Jr.	84	193	1	90	39	.433	728	9	6	174	921	10
1959	Jim Mooly, Sr.	93	519	5	0	0	.000	0	0	0	93	519	5
1958	James Monroe, Jr.	67	174	3	96	41	.427	512	3	8	163	686	6
1957	George Walker, Sr.	34	84	3	63	35	.556	587	4	4	97	671	7
1956	Don Christian, Jr.	96	412	5	53	18	.340	260	2	0	149	672	7
1955	Henry Moore, Sr.	134	701	3	0	0	.000	0	0	0	134	701	3
1954	George Walker, So	79	301	7	85	45	.529	603	4	9	164	904	11
1953	Lamar McHan, Sr.	143	409	4	150	78	.520	1,107	8	11	293	1,516	12
1952	Lamar McHan, Jr.	62	162	4	136	55	.404	743	5	17	198	905	9
1951	Lamar McHan, So.	127	433	4	135	53	.393	724	6	14	262	1,157	10
1950	Jim Rinehart, Jr.	72	142	2	139	59	.424	756	3	15	211	898	5
1949	Geno Mazzanti, Sr.	123	757	3	0	0	.000	0	0	0	123	757	3
1948	Clyde Scott	95	670	6	20	9	.450	198	2	2	115	868	8
1947	Clyde Scott	152	659	6	41	14	.341	258	2	1	193	917	8
1946	Ken Holland	112	397	2	44	-	-	242	2	N	156	639	4
1938	Kay Eakin	119	482	4	193	78	.404	962	5	18	312	1,344	9
1937	Jack Robbins	57	195	4	130	49	.377	780	8	18	187	910	12
1936	Jack Robbins	73	315	2	104	54	.519	554	4	7	177	869	6
1935	Jack Robbins	61	345	4	152	95	.625	1,219	7	7	213	1,564	1

TEAM RUSHING RECORDS



RUSHING ATTEMPTS

GAME			
1.	85	TCU (475 yards)	1980
2.	81	at Rice (421 yards)	1981
3.	80	at Ole Miss (370 yards)	2001
	80	Utah State (385 yards)	1975
5.	78	Tulsa (344 yards)	1987
6.	77	Colorado State (410 yards)	1974
	77	Oklahoma State (349 yards)	1969
8.	75	at Houston (296 yards)	1988
	75	TCU (316 yards)	1986
	75	Texas A&M (266 yards)	1984
	75	Texas Tech (527 yards)	1978
	75	Tulsa (365 yards)	1974

SEASON

1.	753	3,196 yards in 11 games	1987
2.	685	2,922 yards in 11 games	1985
3.	680	3,456 yards in 11 games	1989
4.	677	3,119 yards in 11 games	1978
5.	674	2,898 yards in 11 games	1974
6.	668	2,721 yards in 11 games	1986
7.	659	3,523 yards in 11 games	1975
8.	644	2,348 yards in 11 games	1982
9.	643	3,065 yards in 14 games	2002
10.	640	2,420 yards in 11 games	1984

RUSHING YARDS

GAME			
1.	594	Pittsburg (Kan.) State (54 rushes)	1936
2.	542	South Carolina	2007
3.	541	Florida International (58 rushes)	2007
4.	527	TCU (75 rushes)	1978
5.	512	SMU (73 rushes)	1977
6.	503	Northwestern (La.) State (47 rushes)	1947
7.	502	New Mexico (71 rushes)	1987
8.	501	Air Force (62 rushes)	1975
9.	495	Nicholls (40 rushes)	2014
10.	493	Missouri State (51 rushes)	2005

SEASON

1.	3,725	625 rushes in 13 games	2007
2.	3,523	659 rushes in 11 games	1975
3.	3,456	680 rushes in 11 games	1989
4.	3,199	539 rushes in 14 games	2006
5.	3,196	753 rushes in 12 games	1987
6.	3,145	626 rushes in 13 games	2003
7.	3,119	677 rushes in 11 games	1978
8.	3,065	643 rushes in 14 games	2002
9.	3,011	604 rushes in 11 games	1977
10.	2,922	685 rushes in 11 games	1985

RUSHING YARDS PER GAME

SEASON			
1.	320.3	3,523 yards in 11 games	1975
2.	314.2	3,456 yards in 11 games	1989
3.	286.5	3,725 yards in 13 games	2007
4.	283.5	3,119 yards in 11 games	1978
5.	273.7	3,011 yards in 11 games	1977
6.	266.3	3,196 yards in 12 games	1987
7.	265.6	2,922 yards in 11 games	1985
8.	263.4	2,898 yards in 11 games	1974



FELIX JONES teamed with Darren McFadden and Peyton Hillis in 2007 to create the most prolific rushing attack in Razorback history. The trio helped Arkansas rush for 3,725 yards on just 625 carries (5.96 avg.), setting school records for total rushing yards and yards per rush.

9.	247.4	2,721 yards in 11 games	1986
10.	246.7	2,714 yards in 11 games	1988

YARDS PER RUSH

GAME			
1.	12.38	Nicholls (40 for 495 yards)	2014
2.	11.00	Pittsburg (Kan.) State (54 for 594 yards)	1936
3.	10.70	Northwestern (La.) State (47 for 503 yards)	1947
4.	9.73	Eastern Michigan (30 for 292 yards)	2009
5.	9.50	Missouri State (51 for 483 yards)	2005
6.	9.47	at Auburn (45 for 426 yards)	2002
7.	9.33	South Carolina (58 for 541 yards)	2007
8.	9.29	Alcorn State (38 for 353 yards)	2016
	9.29	Southeast Missouri (41 for 381 yards)	2006
10.	8.70	at Mississippi State (41 for 357)	2016

SEASON

1.	5.96	625 for 3,725 yards	2007
2.	5.94	539 for 3,199 yards	2006
3.	5.35	659 for 3,523 yards	1975
4.	5.28	474 for 2,504 yards	2013
5.	5.08	557 for 2,834 yards	2014

6.	5.08	680 for 3,456 yards	1989
7.	5.02	626 for 3,145 yards	2003
8.	5.01	512 for 2,565 yards	2015
9.	4.99	604 for 3,011 yards	1977
10.	4.96	481 for 2,386 yards	2005

RUSHING TOUCHDOWNS

SEASON			
1.	35		1970
2.	34		2003
	34		1989
	34		1978
	34		1965
6.	33		2007
	33		1975
	33		1969
9.	32		1971
10.	31		2015
	31		2014
	31		1988
	31		1987
	31		1974

TEAM PASSING RECORDS



PASS ATTEMPTS

GAME			
1.	59	at Texas A&M (29 completions)	2012
2.	53	Toledo (32 completions)	2015
	53	LSU (31 completions)	2012
	53	Alabama (24 completions)	1999
5.	51	Texas A&M (30 completions)	2011
	51	Texas A&M (31 completions)	1971
7.	49	at Auburn (35 completions)	2010
	49	at Kentucky (25 completions)	1999
9.	48	Alabama (25 completions)	2016
	48	Vanderbilt (28 completions)	2010

SEASON

1.	471	299 completions	2011
2.	465	301 completions	2010
3.	459	272 completions	2012
4.	443	253 completions	2008
5.	439	247 completions	2009
6.	406	247 completions	2016
7.	374	226 completions	2015
8.	371	204 completions	1999
9.	370	177 completions	1997
10.	359	199 completions	2014

PASS COMPLETIONS

GAME			
1.	35	at Auburn (49 attempts)	2010
2.	33	Mississippi State (45 attempts)	2011
3.	32	Toledo (53 attempts)	2015
4.	31	LSU (53 attempts)	2012
	31	Texas A&M (51 attempts)	1971
6.	30	Mississippi State (43 attempts)	2015
	30	Texas A&M (51 attempts)	2011
	30	Missouri State (41 attempts)	2009
9.	29	at Texas A&M (59 attempts)	2012
10.	28	vs. Texas A&M (42 attempts)	2016
	28	Georgia (45 attempts)	2014
	28	Missouri State (35 attempts)	2011
	28	Vanderbilt (48 attempts)	2010
	28	Louisiana Monroe (43 attempts)	2010

SEASON

1.	301	465 attempts	2010
2.	299	471 attempts	2011
3.	272	459 attempts	2012
4.	253	443 attempts	2008
5.	247	406 attempts	2016
	247	439 attempts	2009
7.	246	374 attempts	2015
8.	204	371 attempts	1999
9.	199	359 attempts	2014
10.	192	340 attempts	20147

COMPLETION PERCENTAGE

SEASON			
1.	.658	246 of 374	2015
2.	.647	301 of 465	2010
3.	.639	122 of 191	1979
4.	.635	299 of 471	2001
5.	.610	183 of 300	1995
6.	.608	247 of 406	2016
7.	.600	78 of 130	1986
8.	.593	272 of 459	2012
9.	.580	170 of 293	1971
10.	.574	116 of 202	1967

PASSING YARDS


GAME			
1.	510	Texas A&M (30-51, 3 TD, 0 INT)	2011
2.	447	Missouri State (30-41, 3 TD, 1 INT)	2009
3.	442	at Ole Miss (33-45, 6 TD, 0 INT)	2015
4.	428	at Auburn (35-49, 5 TD, 2 INT)	2010
5.	419	Rutgers (20-39, 3 TD, 2 INT)	2012
6.	417	Vanderbilt (28-48, 3 TD, 0 INT)	2010
7.	412	Toledo (32-53, 0 TD, 1 INT)	2015
8.	408	Georgia (21-39, 5 TD, 0 INT)	2009
9.	406	Mississippi State (30-43, 7 TD, 0 INT)	2015
10.	405	Troy (23-30, 5 TD, 1 INT)	2009

SEASON

1.	4,338	301 of 465	2010
2.	3,909	299 of 471	2011
3.	3,842	247 of 439	2009
4.	3,618	272 of 459	2012
5.	3,486	246 of 374	2015
6.	3,434	247 of 406	2016
7.	3,115	253 of 443	2008
8.	2,668	170 of 321	1998
9.	2,576	204 of 371	1999
10.	2,463	192 of 340	2017

PASSING YARDS PER GAME

SEASON			
1.	333.7	4,338 in 13 games	2010
2.	301.5	3,618 in 12 games	2012
3.	300.7	3,909 in 13 games	2011
4.	278.8	3,624 in 13 games	2009
5.	268.2	3,486 in 13 games	2015
6.	264.2	3,434 in 13 games	2016
7.	259.6	3,115 in 12 games	2008
8.	242.5	2,668 in 11 games	1998
9.	234.2	2,576 in 11 games	1999
10.	225.5	2,448 in 11 games	1970



Behind quarterback **RYAN MALLETT** in 2010, Arkansas led the SEC and ranked in the top six nationally in total passing yards (4,338), passing yards per game (333.7) and touchdown passes (36), all of which are program records.

PASSING YARDS PER ATTEMPT

SEASON			
1.	9.45	112 for 1,058	1957
2.	9.43	130 for 1,226	1986
3.	9.33	465 for 4,338	2010
4.	9.32	374 for 3,486	2015
	9.32	120 for 1,118	1985
6.	8.99	403 for 3,624	2009
7.	8.96	164 for 1,470	1989
8.	8.70	180 for 1,566	1988
9.	8.62	284 for 2,448	1970
10.	8.46	406 for 3,434	2016

TOUCHDOWN PASSES

GAME			
1.	7	Mississippi State	2015
2.	6	at Ole Miss	2015
	6	Pittsburg (Kan.) State	1936
4.	5	Kentucky	2012
	5	UTEP	2010
	5	at Auburn	2010
	5	Mississippi State	2009
	5	Troy	2009
	5	Georgia	2009
	5	Mississippi State	2007
	5	Vanderbilt	1994

SEASON

1.	36		2010
2.	32		2009
3.	31		2015
4.	26		2016
	26		2011
	26		1998
7.	24		2007
8.	23		2012
	23		2006
10.	21		2014
	21		1999

TEAM OFFENSE RECORDS



TOTAL PLAYS

GAME			
1.	110	Wichita State (63 rushes, 47 passes, 545 yards, 4 TD)	1969
2.	107	Okla. State (77 rushes, 30 passes, 500 yds, 6 TD)	1969
	107	at Rice (81 rushes, 26 passes, 620 yds, 5 TD)	1981
4.	106	at Ole Miss (80 rushes, 26 passes, 531 yards, 8 TD)	2001
5.	99	at Kentucky (71 rushes, 28 passes, 9 TD)	2003
6.	98	at Texas A&M (39 rushes, 59 passes, 515 yards, 1 TD)	2012
7.	97	at Houston (56 rushes, 41 passes, 1 TD)	1990
	97	TCU (85 rushes, 12 passes, 610 yds, 6 TD)	1980
9.	95	Texas Tech (60 rushes, 35 passes, 1 TD)	1990
	95	TCU (75 rushes, 20 passes, 4 TD)	1986

SEASON

1.	942	643 rushes, 299 passes, 40 TD	2002
2.	938	625 rushes, 313 passes, 57 TD	2007
3.	930	626 rushes, 304 passes, 54 TD	2003
4.	923	517 rushes, 406 passes, 47 TD	2016
5.	916	557 rushes, 359 passes, 52 TD	2014
6.	893	644 rushes, 249 passes, 33 TD	1982
7.	886	512 rushes, 374 passes, 62 TD	2015
	886	421 rushes, 465 passes, 58 TD	2010
9.	883	412 rushes, 471 passes, 51 TD	2011
10.	879	753 rushes, 126 passes, 34 TD	1987

TOTAL YARDS

GAME			
1.	859	Pittsburg (Kan.) State (594 rush, 265 pass, 86 plays, 8 TD)	1936
2.	713	North Texas (446 rush, 267 pass, 80 plays, 8 TD)	2007
3.	684	Nicholls (495 rush, 189 pass, 54 plays, 10 TD)	2014
4.	661	at Mississippi State (357 rush, 304 pass, 67 plays, 8 TD)	2016
5.	658	at TCU (296 rush, 362 pass, 83 plays, 7 TD)	1970
6.	650	South Carolina (541 rush, 109 pass, 69 plays, 7 TD)	2007
7.	647	Houston (391 rush, 256 pass, TD)	1989
8.	632	New Mexico (259 rush, 373 pass, 81 plays, 6 TD)	2011
9.	620	UTEP (366 rush, 254 pass, TD)	1989
	620	at Rice (421 rush, 199 pass, 107 plays, 5 TD)	1981

SEASON

1.	6,273	1,935 rushing, 4,338 passing, 58 TD	2010
2.	6,051	2,565 rushing, 3,486 passing, 62 TD	2015
3.	5,850	3,725 rushing, 2,125 passing, 57 TD	2007
4.	5,695	1,786 rushing, 3,909 passing, 51 TD	2011
5.	5,607	3,145 rushing, 2,462 passing, 54 TD	2003
6.	5,569	2,135 rushing, 3,434 passing, 47 TD	2016
7.	5,555	1,713 rushing, 3,842 passing, 55 TD	2009
8.	5,292	3,199 rushing, 2,093 passing, 49 TD	2006
9.	5,278	2,834 rushing, 2,444 passing, 52 TD	2014
10.	5,042	1,424 rushing, 3,618 passing, 35 TD	2012

TOTAL YARDS PER GAME

SEASON			
1.	482.5	6,273 in 13 games	2010
2.	465.5	6,051 in 13 games	2015
3.	450.0	5,850 in 13 games	2007
4.	447.8	4,926 in 11 games	1989
5.	445.3	4,898 in 11 games	1971
6.	438.1	5,695 in 13 games	2011
7.	431.3	5,607 in 13 games	2003
8.	428.4	5,564 in 13 games	2016
9.	427.3	5,555 in 13 games	2009
10.	420.2	5,042 in 12 games	2012

TOTAL YARDS PER PLAY

GAME			
1.	12.67	Nicholls (54 for 684 yards)	2014
2.	10.76	Northwestern (La.) State (49 for 527 yards)	1947
3.	10.33	Eastern Michigan (57 for 589 yards)	2009
4.	9.99	Alcorn State (56 for 559 yards)	2016
	9.99	Pittsburg (Kan.) State (86 for 859 yards)	1936
6.	9.42	South Carolina (69 for 650 yards)	2007
7.	9.87	at Mississippi State (67 for 661 yards)	2016
8.	9.10	Troy (61 for 592 yards)	2009
9.	9.07	UTEP (54 for 490 yards)	2015
10.	8.95	Tennessee Tech (58 for 519 yards)	2010

SEASON

1.	7.08	886 for 6,273 yards	2010
2.	6.83	886 for 6,051 yards	2015
3.	6.66	834 for 5,555 yards	2009
4.	6.45	883 for 5,695 yards	2011
5.	6.29	841 for 5,292 yards	2006
6.	6.24	938 for 5,850 yards	2007
7.	6.10	826 for 5,042 yards	2012
8.	6.03	930 for 5,607 yards	2003
9.	6.00	923 for 5,569 yards	2016
10.	5.84	844 for 4,926 yards	1989

RUSHING FIRST DOWNS

GAME			
1.	29	TCU	1980
2.	24	at Texas Tech	2014
	24	Oklahoma State	1969
4.	23	North Texas State	1971
5.	22	South Carolina	2007
	22	at Ole Miss	2001
7.	21	Northwestern (La.) State	1961
	21	at SMU	1959
9.	20	Missouri State	2005
	20	Rice	1956

SEASON

1.	183		1989
	183		1987
3.	172		1978
4.	165		2007
5.	157		1986
	157		1985
7.	156		1975
8.	153		1974
9.	152		1971
10.	150		2002

PASSING FIRST DOWNS

GAME			
1.	24	at Ole Miss	2015
2.	21	Mississippi State	2015
3.	20	Toledo	2015
4.	19	Mississippi State	2011
	19	Texas A&M	2011
	19	at Auburn	2010
	19	Louisiana Monroe	2010
	19	Troy	2009
	19	Missouri State	2009
10.	18	New Mexico	2011



KNILE DAVIS totaled 1,458 all-purpose yards in 2010 to help the Hogs average a school-record 482.5 yards of total offense, which also ranked second in the SEC and ninth nationally.

SEASON

1.	173		2010
2.	167		2015
3.	166		2011
4.	150		2016
5.	147		2009
6.	142		2012
7.	134		2008
8.	120		2014
9.	117		2003
10.	111		1999

TOTAL FIRST DOWNS

GAME			
1.	37	at TCU	1980
2.	35	at Ole Miss	2015
3.	34	New Mexico	2011
	34	South Florida	2002
	34	Navy	1982
	34	at Rice	1981
	34	Oklahoma State	1969
8.	32	at Texas Tech	2014
	32	Ole Miss	2001
	32	Wichita State	1969

SEASON

1.	305	129 rush, 167 pass, 9 penalty	2015
2.	291	105 rush, 173 pass, 13 penalty	2010
3.	288	116 rush, 150 pass, 22 penalty	2016
	288	146 rush, 120 pass, 22 penalty	2014
5.	279	93 rush, 166 pass, 20 penalty	2011
6.	273	165 rush, 97 pass, 11 penalty	2007
	273	142 rush, 117 pass, 14 penalty	2003
8.	269	152 rush, 103 pass, 14 penalty	1971
9.	261	183 rush, 69 pass, 9 penalty	1989
10.	255	150 rush, 87 pass, 18 penalty	2002

TEAM PUNTS/RETURNS/SCORING RECORDS



TOTAL PUNTS

GAME		
1.	13	Oklahoma State 1946
2.	12	TCU (442 for 36.8 average) 1959
3.	11	at SMU (506 for 46.0 average) 1965
4.	10	at Auburn (415 for 41.5 average) 2016
	10	at Alabama (402 for 40.2 average) 2015
	10	at Alabama (358 for 35.8 average) 2009
	10	UNLV (434 for 43.4 average) 2001
	10	at Texas A&M (379 for 37.9 average) 1987
	10	Texas Tech (495 for 49.5 average) 1986
	10	at Rice (349 for 34.9 average) 1963
	10	Tulsa (301 for 30.1 average) 1961
	10	Texas (350 for 35.0 average) 1959
	10	at Baylor (330 for 33.0 average) 1955

SEASON

1.	76	40.5 average	1992
2.	74	36.9 average	2002
3.	73	37.5 average	1955
4.	70	36.7 average	1957
5.	69	40.3 average	1996
6.	68	42.2 average	1991
	68	36.8 average	1958
	68	37.9 average	1949
9.	67	42.5 average	2001
	67	41.7 average	2000
	67	38.1 average	1950

PUNTING YARDS

GAME		
1.	506	SMU (11 punts) 1965
2.	495	Texas Tech (10 punts) 1986
3.	442	TCU (12 punts) 1959
4.	434	UNLV (10 punts) 2001
5.	419	Texas A&M (8 punts) 1976
6.	415	at Auburn (10 punts) 2016
7.	402	at Alabama (10 punts) 2015
8.	401	Houston (8 punts) 1983
9.	389	Alabama (8 punts) 2002
10.	387	at Baylor (9 punts) 1986

SEASON

1.	3,075	76 for 40.5 average	1992
2.	2,867	68 for 42.2 average	1991
3.	2,848	67 for 42.5 average	2001
4.	2,801	65 for 43.1 average	1976
5.	2,793	67 for 41.7 average	2000
6.	2,791	64 for 43.6 average	1983
7.	2,777	69 for 40.3 average	1996
8.	2,737	73 for 37.5 average	1955
9.	2,729	74 for 36.9 average	2002
10.	2,626	59 for 44.5 average	1949

PUNTING AVERAGE

GAME		
1.	61.0	at Texas (3 punts) 1980
2.	59.0	at Baylor (2 punts) 1988
3.	58.3	Tulsa (3 punts) 2012
4.	54.0	Texas A&M (1 punt) 1959
5.	53.5	South Carolina (4 punts) 2013
6.	52.8	Alabama (4 punts) 2016
7.	52.5	at TCU (2 punts) 1985
8.	52.4	Texas A&M (8 punts) 1976
9.	52.3	at Rice (3 punts) 1977
10.	52.0	Texas A&M (1 punt) 1959

SEASON

1.	46.2	54 for 2,493 yards	1986
2.	45.3	53 for 2,400 yards	2001
3.	44.9	51 for 2,234 yards	1984
4.	44.7	54 for 2,416 yards	2012
5.	44.5	59 for 2,626 yards	2016
6.	44.3	48 for 2,127 yards	1977
7.	43.6	64 for 2,791 yards	1983
8.	43.3	54 for 2,340 yards	1980
9.	43.1	65 for 2,801 yards	1976
10.	43.0	37 for 1,590 yards	1975

TOTAL PUNT RETURNS

GAME		
1.	9	North Texas (165 yards) 1971
	9	Rice (89 yards) 1964
3.	8	Missouri State (188 yards) 2011
	8	at Ole Miss (53 yards) 1985
	8	at Texas Tech (130 yards) 1979
	8	TCU (107 yards) 1967
	8	Tulsa (137 yards) 1961
8.	7	Baylor (110 yards) 1970
	7	Wichita State (159 yards) 1969
	7	TCU (59 yards) 1968
	7	Oklahoma State (33 yards) 1967
	7	Tulsa (95 yards) 1957

SEASON

1.	45	700 yards	1950
2.	44	544 yards	1985
3.	43	319 yards	1982
	43	423 yards	1957
5.	41	300 yards	1992
6.	40	305 yards	1977
7.	37	439 yards	2002
	37	433 yards	1967
9.	36	247 yards	1994
	36	291 yards	1979

PUNT RETURN YARDAGE

GAME		
1.	188	Missouri State (8 returns) 2011
2.	165	North Texas (9 returns) 1971
3.	159	Wichita State (7 returns) 1969
4.	144	Ole Miss (4 returns) 2010
5.	137	Tulsa (8 returns) 1961
6.	127	at Kentucky (5 returns) 2003
7.	110	Baylor (7 returns) 1970
8.	107	TCU (8 returns) 1967
9.	95	Tulsa (7 returns) 1957

SEASON

1.	700	45 returns	1950
2.	544	44 returns	1985
3.	536	27 returns	1948
4.	534	32 returns	1964
5.	463	33 returns	1962
6.	441	34 returns	2003
7.	439	37 returns	2002
8.	433	37 returns	1967
9.	423	43 returns	1957
10.	421	26 returns	1963

PUNT RETURN AVERAGE

SEASON			
1.	19.85	27 for 536 yards	1948
2.	16.69	32 for 534 yards	1964
3.	16.19	26 for 421 yards	1963
4.	15.96	25 for 399 yards	1955
5.	15.56	45 for 700 yards	1950
6.	15.55	20 for 311 yards	2010
7.	15.00	27 for 405 yards	1966
8.	14.75	28 for 413 yards	1960
9.	14.03	33 for 463 yards	1962
10.	13.67	12 for 164 yards	1954

TOTAL KICKOFF RETURNS

GAME		
1.	10	at Auburn (179 yards) 2010
2.	8	Alabama (184 yards) 2008
	8	at LSU (103 yards) 2003
	8	Minnesota (128 yards) 2002
	8	at Tennessee (161 yards) 2000
	8	at Tulsa (222 yards) 1952
7.	7	at Alabama (129 yards) 2013
	7	at Mississippi State (108 yards) 2012
	7	LSU (109 yards) 2008
	7	Missouri (168 yards) 2007
	7	at Tennessee (117 yards) 2007
	7	at Georgia (125 yards) 2001
	7	Boise State (135 yards) 2000

SEASON

1.	54	1,047 yards	2010
	54	1,283 yards	2009
3.	53	1,004 yards	1990
4.	52	1,104 yards	2008
5.	51	1,125 yards	2007
6.	45	957 yards	2017
7.	44	872 yards	1952
8.	42	974 yards	2011
	42	872 yards	2002
10.	41	867 yards	2001
	41	688 yards	1987

KICKOFF RETURN YARDAGE

GAME		
1.	222	at Tulsa (8 returns) 1952
2.	200	Hardin-Simmons (2 returns) 1958
3.	197	Alabama (6 returns) 2002
4.	194	Stanford (6 returns) 1970
5.	184	Alabama (8 returns) 2008
	184	Southern California (6 returns) 2005
7.	179	at Auburn (10 returns) 2010
8.	178	South Carolina (4 returns) 2011
9.	168	Missouri (7 returns) 2007
10.	163	Troy (4 returns) 2007

SEASON

1.	1,283	54 returns	2009
2.	1,125	51 returns	2007
3.	1,104	52 returns	2008
4.	1,047	54 returns	2010
5.	1,004	53 returns	1990
6.	974	42 returns	2011
7.	965	33 returns	2005
8.	957	45 returns	2017
9.	921	37 returns	2006
10.	872	42 returns	2002
	872	44 returns	1952

KICKOFF RETURN AVERAGE

SEASON			
1.	29.20	33 for 965 yards	2005
2.	25.70	24 for 617 yards	2014
3.	25.48	29 for 739 yards	1992
4.	24.89	37 for 921 yards	2006
5.	24.74	19 for 470 yards	1962
6.	23.75	54 for 1,283 yards	2009
7.	23.19	42 for 974 yards	2011
8.	23.00	26 for 598 yards	1986
9.	22.29	24 for 535 yards	1980
10.	22.26	23 for 512 yards	1971

TOTAL POINTS

GAME		
1.	100	Southwest Missouri State (100-0) 1911
2.	82	Oklahoma Mines (82-0) 1916
3.	73	Nicholls (73-7) 2014
	73	Texas Southwestern (73-0) 1928
5.	72	Ovachita College (72-0) 1908
6.	71	at Kentucky (71-63 70T) 2003
7.	66	North Texas (66-7) 2007
8.	65	Drury College (65-6) 1911
9.	64	Northwestern (La.) State (64-0) 1947
10.	63	UT Martin (63-28) 2015
	63	Eastern Michigan (63-27) 2009
	63	Southeast Missouri State (63-7) 2006
	63	New Mexico State (63-13) 2004
	63	Pacific (63-14) 1988
	63	Hendrix (63-0) 1933
	63	Henderson State (63-0) 1910

SEASON

1.	485	13 games	2007
2.	478	13 games	2011
3.	474	13 games	2010
4.	468	13 games	2009
5.	467	13 games	2015
6.	436	13 games	2003
7.	415	13 games	2014
8.	404	14 games	2006
9.	402	11 games	1970
10.	394	13 games	2016

POINTS PER GAME

SEASON			
1.	37.3	485 in 13 games	2007
2.	36.8	478 in 13 games	2011
3.	36.5	474 in 13 games	2010
	36.5	402 in 11 games	1970
5.	36.0	468 in 13 games	2009
6.	35.9	467 in 13 games	2015
7.	33.5	436 in 13 games	2003
8.	32.6	261 in 8 games	1916
9.	32.5	390 in 12 games	1998
10.	32.4	389 in 12 games	1977

TOTAL TOUCHDOWNS

GAME		
1.	12	Oklahoma Mines 1916
2.	10	Nicholls (6 rush, 4 pass) 2014
	10	Northwestern (La.) State (9 rush, 1 pass) 1947
4.	9	UT Martin (6 rush, 3 pass) 2015
	9	New Mexico St. (5 rush, 3 pass, 1 blocked punt) 2004
	9	at Kentucky (5 rush, 3 pass, 1 blocked punt) 2003
	9	North Texas (7 rush, 2 pass) 1971
8.	8	Troy (3 rush, 5 pass) 2009
	8	Eastern Michigan (4 rush, 3 pass, 1 blocked punt) 2009
	8	North Texas (5 rush, 3 pass) 2007
	8	Southeast Missouri St. (5 rush, 3 pass) 2006
	8	Pittsburg (Kan.) St. (2 rush, 6 pass) 1936
	8	North Texas (7 rush, 1 pass) 1965
	8	Wichita State (3 rush, 3 pass, 1 int. ret., 1 punt ret.) 1970

SEASON

1.	62	2015
	62	2007
3.	60	2010
	60	2009
5.	59	2011
6.	56	2014
	56	2003
8.	55	2006
9.	53	1970
10.	51	2016

FIELD GOALS

SEASON		
1.	24	1988
2.	21	2011
3.	20	1989
4.	19	1981
	19	1979
	19	1977
7.	18	2002
8.	17	2007
	17	1998
	17	1992

PATS

SEASON		
1.	58	2015
	58	2009
	58	2007
4.	56	2010
5.	55	2011
6.	52	2014
7.	50	2006
	50	2003
	50	1970
10.	45	2016

TEAM MISCELLANEOUS RECORDS



TOTAL PENALTIES

GAME			
1.	17	Air Force (144 yards)	1975
2.	15	Tulsa (120 yards)	1963
	15	Texas Tech (142 yards)	1957
4.	14	Texas A&M (112 yards)	2011
	14	at Georgia (97 yards)	2001
	14	at Texas A&M (100 yards)	1964
7.	13	Vanderbilt (130 yards)	2010
	13	Texas A&M (108 yards)	2010
	13	at Kentucky (102 yards)	2008
	13	Troy State (112 yards)	2002
	13	Utah State (112 yards)	1976
	13	Oklahoma State (155 yards)	1956

TOTAL PENALTY YARDS

GAME			
1.	155	Oklahoma State (13)	1956
2.	144	Air Force (17)	1975
3.	142	Texas Tech (15)	1957
4.	132	at TCU (12)	1974
5.	130	Vanderbilt (13)	2010
6.	123	Wisconsin (12)	2006
7.	120	Tulsa (15)	1963
8.	119	TCU (12)	1971
9.	117	at Texas A&M (11)	1974
10.	115	Kentucky (12)	1998
	115	Tulsa (9)	1970

HOGS BY THE NUMBERS

Games played: 1,247 in 124 seasons

Games won: 713

Games lost: 494

Games tied: 40

Fayetteville: 306-131-10 (.696)

Little Rock: 168-66-4 (.714)

Donald W. Reynolds Razorback Stadium:
188-96-2 (.661)

War Memorial Stadium: 151-60-4 (.712)

AT&T Stadium: 4-4 (.500)

Home: 481-200-15 (.702)*

Road: 194-236-22 (.454)

Neutral: 38-58-6 (.402)

Overtime Games: 12-7 (.632)

SEC record: 91-115-2 (.442)

Final Southwest Conference record:
249-195-16 (.559)

National championships: 1; 1964
(FWAA and Helms Athletic Foundation)

SWC Championships: 13; 1936, 1946, 1954, 1959, 1960,
1961, 1964, 1965, 1968, 1975, 1979, 1988, 1989

SEC Western Division championships: 4; 1995, 1998,
2002, 2006

Longest winning streak: 22, 1963-65

Longest string of games without defeat:
22, 1963-65

Undefeated seasons: 2; 1909, 1964

Untied, unbeaten seasons: 2; 1909, 1964

Undefeated SWC seasons: 4; 1920, 1964, 1965, 1988

Untied, unbeaten SWC seasons: 3; 1964, 1965, 1988

Most victories in one season: 11; 1964, 1977, 2011

Highest game score by Arkansas: 100 (SMS, 1911)

Highest game score by opponent:
103 (Oklahoma, 1918)

Largest victory margin: 100 (100-0, SMS, 1911)

Largest defeat margin: 103 (103-0, Oklahoma, 1918)

Most teams held scoreless by Arkansas: 6, 1923

Fewest games played by Arkansas: 1, 1895

Most games played by Arkansas: 14, 2002, 2006

Consecutive games scoring streak: 188, 1995-2012

Consecutive passes without an interception:
166, Texas A&M-South Carolina, 2011

Arkansas has 205 shutouts in 124 seasons

**Arkansas' home record also includes a 6-3-1 mark in games played in Fort Smith, Ark. and a 1-0 mark in games played in Texarkana, Ark.*



Behind quarterback **BRANDON ALLEN**, Arkansas set a program record with four 50-point scoring performances in 2015, including a record three in SEC play. In the four games against Auburn (54), UT Martin (63), Ole Miss (53) and Mississippi State (50), Allen went a combined 96-of-138 for 1,346 yards and 18 touchdowns through the air.

TEAM RUSHING DEFENSE RECORDS



RUSHING ATTEMPTS

GAME			
1.	14	New Mexico State (11 yards)	2017
2.	15	at South Carolina (51 yards)	2006
	15	South Florida (48 yards)	2002
	15	Auburn (91 yards)	1995
5.	16	at Texas A&M (32 yards)	1966
6.	17	Baylor (89 yards)	1964
	17	Missouri Mines (32 yards)	1943
8.	18	Texas (2 yards)	2014
	18	at Rice (15 yards)	1981
	18	North Texas (14 yards)	1965

SEASON

1.	355	(765 yards)	1965
2.	377	(1,294 yards)	1989
3.	382	(907 yards)	1962
4.	388	(997 yards)	1966
5.	390	(1,050 yards)	1998
6.	392	(1,136 yards)	1999
7.	393	(1,198 yards)	1987
8.	394	(1,010 yards)	1988
9.	400	(970 yards)	1964
10.	403	(1,514 yards)	2015
	403	(1,879 yards)	2005
	403	(1,441 yards)	1986

RUSHING YARDS

GAME			
1.	-27	Texas (25 rushes)	1999
2.	-25	at Texas Tech (39 rushes)	1981
3.	-23	Tulsa (35 rushes)	1973
4.	-20	Pittsburg (Kan.) State (42 rushes)	1936
5.	-19	Oklahoma State (22 rushes)	1969
6.	-15	at Texas A&M (46 rushes)	1970
7.	-9	SMU (22 rushes)	1950
8.	-5	Wisconsin (28 rushes)	2006
9.	-2	Northwestern (La.) State (23 rushes)	1947
10.	2	Texas (18 rushes)	2014

SEASON

1.	756	355 rushes	1965
2.	907	382 rushes	1962
3.	970	400 rushes	1964
4.	997	388 rushes	1966
5.	1,010	394 rushes	1988
6.	1,050	390 rushes	1998
7.	1,064	420 rushes	1982
8.	1,131	342 rushes	1996
9.	1,136	392 rushes	1999
10.	1,145	428 rushes	1961

RUSHING YARDS PER GAME

SEASON			
1.	75.6	756 yards in 10 games	1965
2.	90.7	907 yards in 10 games	1962
3.	91.8	1,010 yards in 11 games	1988
4.	95.5	1,050 yards in 11 games	1998
5.	96.7	1,064 yards in 11 games	1982
6.	97.0	970 yards in 10 games	1964
7.	99.7	997 yards in 10 games	1966
8.	99.8	1,198 yards in 12 games	1987



The Razorback defense moved into the record books following Arkansas' 31-7 Texas Bowl win over Texas in 2014. The Razorbacks allowed just two rushing yards against the Longhorns, the 10th-best performance in school history. The 0.11 yards per rush allowed also cracked the top 10.

9.	102.8	1,131 yards in 11 games	1996
10.	103.3	1,136 yards in 11 games	1999

YARDS PER RUSH

GAME			
1.	-1.08	Texas, (25 for -27 yards)	1999
2.	-0.86	Oklahoma State (22 for -19 yards)	1969
3.	-0.66	Tulsa (35 for -23 yards)	1973
4.	-0.64	at Texas Tech (39 for -25 yards)	1981
5.	-0.48	Pittsburg (Kan.) State (42 for -20 yards)	1936
6.	-0.41	SMU (22 for -9 yards)	1950
7.	-0.33	Texas A&M (46 for -15 yards)	1970
8.	-0.18	Wisconsin (28 for -5 yards)	2006
9.	-0.09	Northwestern (La.) State (23 for -2 yards)	1947
10.	0.11	Texas (18 for 2 yards)	2014

SEASON			
1.	2.13	355 for 756 yards	1965
2.	2.37	382 for 907 yards	1962
3.	2.43	400 for 970 yards	1964
4.	2.53	420 for 1,064 yards	1982
5.	2.56	394 for 1,010 yards	1988
6.	2.57	388 for 997 yards	1966
7.	2.66	461 for 1,226 yards	1951
8.	2.67	468 for 1,250 yards	1978
9.	2.68	428 for 1,145 yards	1961
10.	2.69	390 for 1,050 yards	1998

TEAM PASSING DEFENSE RECORDS



PASS ATTEMPTS

GAME			
1.	1	at Rice (1 comp)	1961
2.	3	at Texas (1 comp)	1976
	3	at Texas (1 comp)	1972
4.	4	at SMU (0 comp)	1975
5.	5	at TCU (3 coamp)	1979
	5	at Texas (3 comp)	1970
	5	Oklahoma State (0 comp)	1953
8.	6	Texas A&M (5 comp)	1976
	6	at Oklahoma State (3 comp)	1975
	6	at Texas A&M (3 comp)	1960
	6	TCU (4 comp)	1955

SEASON

1.	121	57 completions	1961
	121	54 completions	1960
3.	122	48 completions	1954
4.	144	70 completions	1957
	144	73 completions	1953
6.	149	58 completions	1955
7.	161	72 completions	1948
8.	162	61 completions	1950
9.	163	79 completions	1947
10.	164	84 completions	1959

PASS COMPLETIONS

GAME			
1.	0	at SMU (4 attempts)	1975
	0	Oklahoma State (5 attempts)	1960
	0	at Texas A&M (8 attempts)	1956
	0	Ole Miss (8 attempts)	1956
	0	Oklahoma State (7 attempts)	1953
	0	at Rice (8 attempts)	1943

SEASON

1.	48	122 attempts	1954
2.	54	121 attempts	1960
3.	57	121 attempts	1961
4.	58	149 attempts	1955
5.	61	162 attempts	1950
6.	70	144 attempts	1957
7.	72	161 attempts	1948
8.	73	144 attempts	1953
9.	75	192 attempts	1974
10.	77	166 attempts	1964

COMPLETION PERCENTAGE

SEASON			
1.	.377	61 of 162	1950
2.	.389	58 of 149	1955
3.	.391	75 of 192	1974
4.	.393	48 of 122	1954
5.	.415	98 of 236	1949
6.	.430	80 of 156	1951
7.	.432	98 of 227	1977
8.	.441	87 of 197	1975
9.	.446	54 of 121	1960
10.	.447	72 of 161	1948



BROOKS ELLIS was one of four Razorbacks to return an interception for a touchdown in 2016, good for the program's most INTs for TDs dating back to at least 1985.

PASSING YARDS

GAME			
1.	0	at SMU (0-for-4)	1975
	0	Oklahoma State (0-for-7)	1960
	0	at Texas A&M (0-for-8)	1956
	0	Ole Miss (0-for-8)	1956
	0	Oklahoma State (0-for-5)	1953
	0	Northwestern (La.) State	1947
	0	at Rice (0-for-8)	1943
8.	3	Pittsburg (Kan.) State (1-for-14)	1936
9.	6	Houston (1-for-13)	1977
	6	at Rice (1-for-1)	1961

SEASON

1.	538	48 for 122	1954
2.	629	57 for 121	1961
3.	641	54 for 121	1960
4.	797	58 for 148	1955
5.	835	77 for 166	1964
6.	839	72 for 161	1948
7.	866	79 for 163	1947
8.	949	84 for 164	1959
9.	958	73 for 144	1953
10.	964	87 for 185	1956

PASSING TOUCHDOWNS

SEASON			
1.	1	1977	
2.	2	1973	
3.	3	1975	
	3	1969	
	3	1964	
	3	1960	
	3	1959	
8.	4	1982	
	4	1979	
	4	1966	

MOST INTERCEPTIONS

GAME			
1.	9	SMU	1970
2.	8	at SMU	1951
3.	7	at Texas Tech	1968
	7	Rice	1966
5.	6	Mississippi State	2003
	6	at Baylor	1965
	6	at TCU	1964
	6	Tulsa	1963
9.	5	Florida International	2007
	5	Louisiana Monroe	2006
	5	Wichita State	1970
	5	Texas Tech	1969
	5	Texas	1955
	5	at Rice	1949

INTERCEPTION RETURN YARDS

GAME			
1.	136	Ole Miss (3 returns)	2014
2.	129	at Mississippi State (2 returns)	2006
3.	114	Tulsa (6 returns)	1963
4.	109	at Texas (2 returns)	1956
5.	105	at Auburn (2 returns)	2001
6.	100	North Texas (2 returns)	2007
7.	94	SMU (9 returns)	1970
8.	90	at Texas Tech (7 returns)	1968

TEAM DEFENSE RECORDS



FEWEST TOTAL PLAYS

GAME			
1.	24	Northwestern (La.) State	1947
2.	39	at Rice	1981
	39	at Rice	1961
4.	40	Kentucky	2012
	40	Baylor	1964
	40	Abilene Christian	1948
7.	41	Tulsa	1961
8.	42	Southwest Missouri State	2000
	42	at TCU	1964
	42	Texas Tech	1959

SEASON

1.	549	428 rush, 121 pass	1961
2.	553	432 rush, 121 pass	1960
3.	566	400 rush, 166 pass	1964
4.	581	382 rush, 199 pass	1962
5.	592	431 rush, 161 pass	1948
6.	610	446 rush, 164 pass	1959
7.	616	421 rush, 195 pass	1963
8.	645	496 rush, 149 pass	1955
9.	646	355 rush, 291 pass	1965
10.	647	461 rush, 186 pass	1951

FEWEST TOTAL YARDS

GAME			
1.	-17	Pittsburg (Kan.) State (-20 rushing, 3 passing)	1936
2.	-2	Northwestern (La.) State (-2 rushing, 0 passing)	1947
3.	40	Abilene Christian (26 rushing, 14 passing)	1948
4.	59	Texas (2 rushing, 57 passing)	2014
5.	64	Northwestern (La.) State (32 rushing, 32 passing)	1946
6.	65	TCU (28 rushing, 37 passing)	1982
7.	74	Northwestern (La.) State (52 rushing, 22 passing)	1961
8.	77	at Rice (71 rushing, 6 passing)	1961
9.	78	Oklahoma State (-19 rushing, 97 passing)	1969
10.	83	Tulsa (62 rushing, 21 passing)	1961

SEASON

1.	1,774	1,145 rushing, 629 passing	1961
2.	1,805	970 rushing, 835 passing	1964
3.	1,971	1,330 rushing, 641 passing	1960
4.	2,001	907 rushing, 1,094 passing	1962
5.	2,136	1,297 rushing, 839 passing	1948
6.	2,209	1,177 rushing, 1,032 passing	1963
7.	2,417	1,468 rushing, 949 passing	1959
8.	2,418	1,226 rushing, 1,192 passing	1951
9.	2,456	756 rushing, 1,700 passing	1965
10.	2,504	997 rushing, 1,507 passing	1966

FEWEST YARDS PER GAME

SEASON			
1.	177.4	1,774 in 10 games	1961
2.	180.5	1,805 in 10 games	1964
3.	197.1	1,971 in 10 games	1960
4.	200.1	2,001 in 10 games	1962
5.	213.6	2,136 in 10 games	1948
6.	220.9	2,209 in 10 games	1963
7.	241.7	2,417 in 10 games	1959
8.	241.8	2,418 in 10 games	1951
9.	244.1	2,441 in 11 games	1978
10.	245.6	2,456 in 10 games	1965

RUSHING FIRST DOWNS ALLOWED

GAME			
1.	0	Northwestern (La.) State	1947
2.	1	Texas	2014
	1	Wisconsin	2006
	1	Southwest Missouri State	2006
	1	Tulsa	1966
	1	Texas A&M	1965
	1	at TCU	1964
	1	Texas A&M	1963
9.	2	New Mexico State	2017
	2	Louisiana Monroe	2008
	2	at Ole Miss	2005
	2	at Georgia	2005
	2	at Mississippi State	2000
	2	Southwest Missouri State	2000
	2	TCU	1982
	2	North Texas	1965
	2	at Baylor	1965
	2	Tulsa	1965

SEASON

1.	53	1965
2.	56	1962
3.	60	1964
	60	1951
5.	65	1985
6.	66	1988
7.	68	1963
	68	1961
	68	1948

PASSING FIRST DOWNS ALLOWED

GAME			
1.	0	Chattanooga	2007
	0	Tulsa	1981
	0	Houston	1977
	0	at SMU	1975
	0	Rice	1964
	0	Oklahoma State	1961
	0	Rice	1960
	0	Oklahoma State	1960
	0	Texas A&M	1956
	0	Ole Miss	1956
	0	Oklahoma State	1953
	0	Northwestern (La.) State	1947
	0	Rice	1943

TOTAL FIRST DOWNS ALLOWED

GAME			
1.	0	Northwestern (La.) State	1947
2.	2	TCU	1982
3.	4	at Rice	1981
4.	5	at Texas A&M	1962
	5	at Rice	1961
	5	at Northwestern (La.) State	1961
	5	Tulsa	1961

SEASON

1.	104	60 rush, 38 pass, 6 penalty	1951
2.	106	68 rush, 32 pass, 6 penalty	1961
3.	114	68 rush, 41 pass, 5 penalty	1948
4.	117	60 rush, 43 pass, 14 penalty	1964
5.	121	56 rush, 56 pass, 9 penalty	1962
6.	122	81 rush, 32 pass, 9 penalty	1960
	122	86 rush, 28 pass, 8 penalty	1950
8.	129	68 rush, 50 pass, 10 penalty	1963
9.	135	61 rush, 68 pass, 6 penalty	1982
	135	NA rush, 46 pass, NA penalty	1947

POINTS ALLOWED

GAME			
1.	0	205 times (Most recent: Ole Miss, 2014)	

SEASON			
1.	61	11 games	1933
2.	64	11 games	1964
3.	69	10 games	1924
4.	73	10 games	1966
5.	76	10 games	1934
6.	87	11 games	1960
	87	10 games	1936
8.	88	10 games	1926
9.	89	10 games	1937
10.	92	11 games	1946

MOST SACKS

SEASON			
1.	40	308	1998
2.	39	N/A	1988
3.	37	229	2010
	37	262	2006
	37	287	1995
6.	33	248	2005
	33	249	1994
	33	248	1989
	33	N/A	1985
10.	31	224	1999
	31	200	1992

MOST TACKLES FOR LOSS

SEASON			
1.	103	491	1998
2.	95	378	2010
	95	470	2006
4.	91	389	1999
	91	393	1978
6.	89	262	2001
7.	87	348	2002
8.	86	373	2007
	86	405	2005
10.	85	339	2009
	85	247	2003

OFFENSIVE STATISTICS



Bowl game statistics not counted from 1947-2001. Bowl game statistics included from 2002-present.

YEAR	G	1ST DN	RUSH ATT	RUSH YDS	RUSH TD	PASS CMP	PASS ATT	PASS YDS	CMP PCT	PASS TD	INT	TOT OFF	TOT PTS	PUNT	PUNT AVG
1947	10	102	-	1,733	-	53	111	818	.477	-	-	2,551	191	-	35.8
1948	10	112	441	1,994	25	48	102	784	.471	9	10	2,778	227	66	38.4
1949	10	117	473	2,076	19	53	133	649	.398	6	18	2,725	167	68	37.9
1950	10	145	487	1,776	18	91	226	1,170	.403	5	26	2,946	156	67	38.1
1951	10	144	527	1,842	17	86	210	1,105	.410	8	21	2,947	178	64	37.1
1952	10	148	474	1,589	16	91	226	1,228	.403	8	22	2,817	166	57	37.2
1953	10	127	366	1,149	8	91	186	1,233	.489	9	13	2,382	116	59	37.1
1954	10	120	397	1,585	20	62	118	875	.525	8	10	2,460	189	60	39.7
1955	10	117	474	1,854	14	42	89	531	.472	4	8	2,385	126	73	37.5
1956	10	137	498	2,343	22	28	78	381	.359	2	8	2,724	160	52	37.1
1957	10	146	504	2,046	22	63	112	1,058	.563	6	6	3,104	187	70	36.7
1958	10	121	454	1,814	19	46	117	562	.393	3	10	2,376	147	68	36.8
1959	10	148	512	2,106	17	45	90	532	.500	4	13	2,638	149	53	36.6
1960	10	147	506	1,670	12	53	126	968	.421	12	9	2,638	179	58	33.9
1961	10	164	535	2,189	17	49	113	726	.434	8	10	2,915	180	49	36.0
1962	10	190	570	2,412	28	81	147	1,158	.551	11	7	3,570	286	45	35.2
1963	10	140	464	1,457	19	71	170	980	.418	7	10	2,485	179	60	37.4
1964	10	151	517	1,913	23	65	127	826	.512	6	8	2,739	221	51	36.1
1965	10	191	515	2,262	34	89	176	1,341	.506	10	8	3,603	324	57	40.5
1966	10	156	469	1,677	22	80	159	1,160	.503	8	7	3,837	218	53	39.6
1967	10	168	473	1,546	16	116	202	1,589	.574	11	14	3,135	200	64	35.1
1968	10	220	518	1,982	30	138	248	1,720	.556	13	10	3,702	334	55	39.9
1969	11	237	560	2,122	33	145	272	1,927	.533	12	7	4,049	353	52	37.5
1970	11	240	571	2,116	35	160	284	2,448	.563	15	15	4,564	402	40	36.5
1971	11	269	582	2,571	32	170	293	2,327	.580	11	16	4,898	343	46	34.0
1972	11	216	544	2,033	20	128	273	1,665	.469	9	17	3,698	228	62	35.1
1973	11	173	586	2,206	14	82	165	1,029	.497	3	13	3,235	124	63	36.7
1974	11	186	674	2,898	31	40	96	619	.417	6	5	3,517	285	54	39.4
1975	11	216	659	3,523	33	53	116	837	.457	5	9	4,360	305	37	43.0
1976	11	156	585	2,364	22	38	104	666	.365	3	8	3,030	220	65	43.1
1977	11	213	604	3,011	30	98	194	1,531	.505	13	12	4,542	358	48	44.3
1978	11	241	677	3,119	34	85	157	1,148	.541	6	9	4,267	326	55	40.4
1979	11	210	586	2,428	17	122	191	1,563	.639	11	9	3,991	275	55	40.8
1980	11	192	592	2,318	20	109	201	1,377	.542	7	11	3,695	238	54	43.3
1981	11	225	597	2,553	20	132	249	1,664	.530	11	13	4,217	298	64	38.7
1982	11	236	644	2,348	22	116	249	1,837	.466	11	16	4,185	275	61	41.0
1983	11	199	518	1,506	13	141	260	1,844	.542	9	9	3,350	204	64	43.6
1984	11	210	640	2,420	20	117	211	1,686	.555	11	15	4,106	253	51	43.8
1985	11	209	685	2,922	29	61	120	1,118	.508	7	4	4,040	305	54	42.6
1986	11	221	668	2,721	30	78	130	1,226	.600	7	2	3,947	303	54	46.2
1987	12	240	753	3,196	31	72	126	940	.571	3	7	4,136	283	60	39.3
1988	11	226	631	2,714	31	90	180	1,566	.500	5	5	4,280	346	53	41.6
1989	11	261	680	3,456	34	91	164	1,470	.555	7	11	4,926	358	38	37.1
1990	11	234	553	2,112	14	124	245	1,958	.506	18	10	4,070	263	60	36.5
1991	11	176	538	2,029	6	83	201	1,016	.413	8	12	3,045	160	68	42.2
1992	11	145	415	1,131	7	148	302	1,528	.490	6	12	2,659	172	76	40.5
1993	11	200	498	2,123	14	114	233	1,354	.489	6	10	3,477	165	56	37.7
1994	11	197	513	1,866	12	132	249	1,796	.530	14	10	3,662	212	56	39.1
1995	12	224	546	1,855	20	183	300	2,206	.610	12	11	4,061	274	59	39.6
1996	11	193	486	1,695	15	127	263	1,572	.483	6	15	3,267	174	69	40.3
1997	11	168	344	622	7	177	370	2,381	.478	12	15	3,003	181	71	41.3
1998	11	223	431	1,665	18	170	321	2,668	.530	26	8	4,333	359	50	38.1
1999	11	201	363	1,491	16	204	371	2,576	.550	21	13	4,067	326	51	39.3
2000	11	198	425	1,653	18	178	352	1,916	.506	14	15	3,569	264	67	41.7
2001	11	198	494	1,950	23	133	268	1,613	.496	10	11	3,563	291	67	42.5
2002	14	255	643	3,065	22	148	299	1,885	.495	18	13	4,950	370	74	36.9
2003	13	273	626	3,145	34	167	304	2,462	.549	20	9	5,607	436	54	39.3
2004	11	216	467	2,061	22	162	286	2,316	.566	19	13	4,377	328	54	37.8
2005	11	208	481	2,386	19	150	280	1,581	.536	13	12	3,967	283	50	41.8
2006	14	250	539	3,199	26	154	302	2,093	.510	23	18	5,292	404	63	36.9
2007	13	273	625	3,725	33	179	313	2,125	.572	24	11	5,850	485	61	40.0
2008	12	232	378	1,362	13	253	443	3,115	.571	19	18	4,477	263	58	42.6
2009	13	254	395	1,713	23	247	439	3,842	.563	32	9	5,555	468	65	37.8
2010	13	291	421	1,935	22	301	465	4,338	.647	36	15	6,273	474	54	41.8
2011	13	279	412	1,786	25	299	471	3,909	.635	26	7	5,695	478	53	45.3
2012	12	253	367	1,424	12	272	459	3,618	.593	23	16	5,042	282	54	44.7
2013	12	222	474	2,504	14	150	301	1,783	.498	15	11	4,286	248	53	44.5
2014	13	288	557	2,834	31	199	359	2,444	.554	21	6	5,278	415	59	40.1
2015	13	305	512	2,565	31	246	374	3,486	.658	31	8	6,051	467	44	40.3
2016	13	288	517	2,135	21	247	406	3,434	.608	26	15	5,569	394	59	44.5
2017	12	238	462	2,016	24	192	340	2,465	.565	18	9	4,481	345	59	38.6

Bold indicates all-time best



DEFENSIVE STATISTICS



Bowl game statistics not counted from 1947-2001. Bowl game statistics included from 2002-present.

YEAR	G	1ST DN	RUSH ATT	RUSH YDS	RUSH TD	PASS CMP	PASS ATT	PASS YDS	CMP PCT	PASS TD	INT	TOT OFF	TOT PTS	PUNT	PUNT AVG
1947	10	135	-	1,709	-	79	163	866	.485	-	-	2,575	145	-	37.1
1948	10	114	431	1,297	-	72	161	839	.447	-	15	2,136	136	71	35.6
1949	10	152	452	1,541	-	98	236	1,407	.415	-	32	2,948	175	66	35.7
1950	10	122	491	1,886	-	61	162	1,068	.377	-	13	2,954	163	82	37.7
1951	10	104	461	1,226	-	80	186	1,192	.430	-	13	2,418	162	80	37.1
1952	10	196	604	2,131	-	96	209	1,599	.459	-	13	3,730	282	43	34.7
1953	10	156	526	2,102	-	73	144	958	.507	-	9	3,060	161	53	34.6
1954	10	156	544	2,260	-	48	122	538	.393	-	17	2,798	90	43	33.8
1955	10	145	496	1,785	-	58	149	797	.389	-	18	2,582	115	58	37.9
1956	10	171	544	2,066	-	87	185	964	.470	-	14	3,030	155	47	36.6
1957	10	153	535	1,880	-	70	144	976	.486	-	8	2,856	134	69	38.9
1958	10	167	487	1,836	-	103	210	1,147	.490	-	12	2,983	150	49	36.3
1959	10	139	446	1,468	10	84	164	949	.512	3	10	2,417	94	56	34.7
1960	10	122	432	1,330	7	54	121	641	.446	3	12	1,971	80	52	38.8
1961	10	106	428	1,145	7	57	121	629	.471	5	10	1,774	87	68	35.5
1962	10	121	382	907	9	95	199	1,094	.477	5	11	2,001	88	60	37.8
1963	10	129	421	1,177	7	89	195	1,032	.456	6	15	2,209	96	63	37.0
1964	10	117	400	970	5	77	166	835	.464	3	15	1,805	57	69	37.1
1965	10	148	355	756	8	154	291	1,700	.529	5	24	2,456	104	61	38.2
1966	10	150	388	997	6	138	288	1,507	.479	4	23	2,504	73	63	39.3
1967	10	160	472	1,415	14	117	230	1,346	.509	6	15	2,761	149	74	38.1
1968	10	204	430	1,380	10	175	312	2,093	.561	16	20	3,473	187	51	38.5
1969	10	151	408	1,202	-	138	297	1,553	.465	3	13	2,755	76	-	38.4
1970	11	170	503	1,353	14	131	278	1,585	.471	5	32	2,938	144	67	37.0
1971	11	140	479	1,419	7	112	239	1,334	.469	11	24	2,753	155	86	37.4
1972	11	176	580	2,344	23	90	197	1,270	.457	5	15	3,614	227	70	37.2
1973	11	177	570	2,208	18	103	190	1,315	.542	2	10	3,523	184	63	37.4
1974	11	169	554	2,024	11	75	192	1,082	.391	5	9	3,106	164	61	39.3
1975	11	190	604	2,086	11	87	197	1,131	.442	3	10	3,217	113	65	38.8
1976	11	186	536	1,719	12	119	224	1,562	.531	11	16	3,281	204	66	41.3
1977	11	165	539	1,741	10	98	227	984	.432	1	17	2,725	95	81	40.7
1978	11	156	468	1,250	10	116	238	1,435	.487	8	11	2,685	137	82	41.9
1979	11	183	519	2,162	7	103	220	1,280	.468	4	13	3,442	108	63	42.8
1980	11	192	556	2,195	22	106	219	1,407	.484	7	7	3,602	221	71	36.8
1981	11	175	467	1,429	11	145	282	1,793	.514	10	17	3,312	188	71	41.7
1982	11	135	420	1,064	8	126	270	1,670	.467	4	14	2,734	115	83	41.9
1983	11	187	510	2,033	15	124	238	1,706	.521	7	13	3,739	172	59	41.1
1984	11	156	417	1,616	8	150	294	1,883	.510	6	15	3,219	138	65	39.8
1985	11	169	425	1,278	2	158	319	1,983	.495	10	20	3,261	129	65	41.5
1986	11	179	403	1,441	10	171	321	1,790	.533	6	22	3,231	142	53	43.3
1987	12	208	393	1,198	9	230	425	2,677	.541	13	22	3,875	199	61	38.2
1988	11	179	394	1,010	12	203	340	2,230	.597	9	21	3,240	173	66	40.2
1989	11	206	377	1,294	8	198	347	2,395	.571	14	15	3,689	199	55	40.0
1990	11	254	475	1,996	17	190	286	2,430	.664	23	6	4,426	360	45	40.9
1991	11	217	467	1,833	16	182	317	2,175	.574	5	17	4,008	179	53	37.2
1992	11	199	495	1,905	14	160	275	1,720	.582	7	17	3,625	209	66	38.9
1993	11	223	463	1,853	13	171	302	2,072	.566	7	13	3,925	208	48	39.1
1994	11	185	442	1,634	14	153	282	1,929	.543	10	6	3,563	213	68	38.6
1995	12	236	424	1,251	15	225	392	2,659	.574	16	16	3,910	263	61	38.8
1996	11	194	379	1,131	12	186	336	2,505	.554	21	11	3,636	267	64	41.7
1997	11	210	419	1,449	12	190	348	2,419	.546	21	9	3,868	284	59	38.2
1998	11	191	390	1,050	6	193	368	2,320	.524	14	17	3,370	182	65	42.5
1999	11	187	392	1,109	14	180	340	2,218	.529	12	12	3,354	208	66	42.2
2000	11	175	412	1,530	15	143	302	1,683	.474	14	10	3,213	258	75	37.5
2001	11	208	420	1,615	13	193	357	2,502	.541	19	17	4,117	269	60	39.7
2002	14	267	504	1,590	11	267	483	3,283	.553	17	19	4,873	277	69	38.8
2003	13	249	505	2,041	14	213	399	2,431	.534	17	17	4,472	305	66	39.2
2004	11	209	435	1,983	15	172	287	2,386	.599	18	6	4,369	270	57	40.0
2005	11	202	403	1,458	13	171	336	2,303	.509	20	12	3,761	271	63	40.2
2006	14	243	461	1,604	10	215	433	2,591	.497	20	16	4,195	256	82	38.3
2007	13	271	503	2,083	18	220	484	2,670	.455	21	20	4,753	345	82	38.2
2008	12	229	461	2,049	20	185	347	2,453	.533	22	11	4,502	374	51	41.8
2009	13	267	501	1,985	15	239	404	3,230	.592	22	13	5,215	326	63	39.4
2010	13	236	522	2,114	21	187	340	2,409	.550	13	11	4,523	304	72	42.1
2011	13	244	505	2,179	21	232	407	2,538	.570	12	12	4,717	289	84	40.0
2012	12	257	440	1,489	21	262	419	3,430	.625	24	6	4,919	365	62	40.9
2013	12	266	458	2,141	21	231	356	2,820	.649	25	8	4,961	369	48	41.9
2014	13	225	429	1,490	11	217	392	2,714	.550	33	12	4,204	250	66	42.8
2015	13	261	403	1,514	25	280	436	3,577	.642	18	11	5,091	356	52	41.8
2016	13	224	452	2,986	39	218	370	2,875	.589	12	10	5,546	404	61	42.5
2017	12	257	469	2,353	28	205	346	2,906	.592	23	8	5,259	434	46	40.0

Bold indicates all-time best

NCAA/SEC/SWC INDIVIDUAL LEADERS



NCAA LEADERS

PASSING

Year	Player	Cl.	G	Att	Comp	Int	Pct	Yds	TD
1939	Kay Eakin	Sr.	10	193	78	18	.404	962	5

RECEIVING

Year	Player	Cl.	G	Rec	Yds	TD
1937	Jim Benton	Sr.	10	47	754	7

FIELD GOALS

Year	Player	Cl.	G	FG	FGA	Pct
1988	Kendall Trainor	Sr.	11	24	27	.889
1981	Bruce Lahay	Sr.	11	19	24	.792
1979	Ish Ordonez	Jr.	11	18	22	.818

PUNTING

Year	Player	Cl.	G	No.	Yds	Avg
1986	Greg Horne	Sr.	11	49	2,313	47.2
1980	Steve Cox	Sr.	11	47	2,186	46.5
1943	Harold Cox	Fr.	8	37	1,518	41.0

PUNT RETURNS

Year	Player	Cl.	No.	Yds	Avg
1964	Ken Hatfield	Sr.	31	518	16.7
1963	Ken Hatfield	Jr.	21	350	16.7
1961	Lance Alworth	Sr.	28	336	12.0
1960	Lance Alworth	Jr.	18	307	17.1

INTERCEPTION RETURNS

Year	Player	Cl.	No.	Yds	Avg
1949	Jim Rinehart	So.	10	106	10.6

SEC LEADERS

RUSHING

Year	Player	YPG
2007	Darren McFadden	140.8
2006	Darren McFadden	117.6
2003	Cedric Cobbs	110.0

PASSING

Year	Player	YPG
2012	Tyler Wilson	307.9
2011	Tyler Wilson	279.8
2010	Ryan Mallett	297.6
2009	Ryan Mallett	278.8

RECEPTIONS

Year	Player	RPG
2012	Cobi Hamilton	7.5

RECEIVING YARDS

Year	Player	YPR
2012	Cobi Hamilton	111.2
2011	Jarius Wright	93.1

YDS PER RECEPTION

Year	Player	YPR
1998	Anthony Lucas	23.35

TOTAL OFFENSE

Year	Player	YPG
2011	Tyler Wilson	279.6
2009	Ryan Mallett	276.5

ALL-PURPOSE

Year	Player	YPG
2008	Michael Smith	141.4
2007	Darren McFadden	177.7
2006	Darren McFadden	147.0

FIELD GOALS

Year	Player	FPG
1998	Todd Latourette	1.70

PAT KICK PCT.

Year	Player	Avg
2012	Zach Hocker	100.0
2010	Zach Hocker	100.0

SCORING

Year	Player	Pts
2006	Darren McFadden	98

PUNTING

Year	Player	Avg
2011	Dylan Breeding	45.28

PUNT RET. AVG.

Year	Player	YPR
2011	Joe Adams	16.9

KICK RET. AVG.

Year	Player	YPR
2007	Felix Jones	29.6
2005	Felix Jones	31.9

TACKLES

Year	Player	Tkls
2014	Martrell Spaight	128

TACKLES FOR LOSS

Year	Player	TFL
1995	Steven Conley	23.0

QB SACKS (AVG.)

Year	Player	Sacks
2011	Jake Bequette	10
2006	Jamaal Anderson	10
1995	Steven Conley	14

FORCED FUMBLES

Year	Player	FFPG
2011	Jake Bequette	0.5

INTERCEPTIONS

Year	Player	Int
2005	Vickiel Vaughn	4
1998	Zac Painter	5

PASSES BROKEN UP

Year	Player	PBU
2014	Jared Collins	13
2007	Michael Grant	20

SWC LEADERS

RUSHING YARDS

Year	Player	Yds
1976	Ben Cowins	1,162
1972	Dickey Morton	1,188
1969	Bill Burnett	900
1965	Bobby Burnett	947
1962	Billy Moore	585
1945	John Hoffman	587

RUSHING AVERAGE

Year	Player	YPC
1976	Ben Cowins	6.3
1969	Bill Burnett	4.3
1965	Bobby Burnett	4.1
1962	Billy Moore	4.5

PASS ATTEMPTS

Year	Player	Att
1971	Joe Ferguson	271
1953	Lamar McHan	150
1939	Kay Eakin	193

PASS COMPLETIONS

Year	Player	Comp
1971	Joe Ferguson	160
1953	Lamar McHan	78
1939	Kay Eakin	78

PASSING YARDS

Year	Player	Yds
1971	Joe Ferguson	2,203
1953	Lamar McHan	1,107
1937	Dwight Sloan	1,074
1935	Jack Robbins	1,219

TOUCHDOWN PASSES

Year	Player	TDs
1971	Joe Ferguson	11
1953	Lamar McHan	8

COMPLETION PERCENTAGE

Year	Player	Pct
1988	Quinn Grovey	.633
1986	Greg Thomas	.615
1980	Tom Jones	.560
1979	Kevin Scanlon	.662
1971	Joe Ferguson	.590
1953	Lamar McHan	.520
1937	Dwight Sloan	.476
1935	Jack Robbins	.625

TOTAL OFFENSIVE PLAYS

Year	Player	Plays
1953	Lamar McHan	293
1939	Kay Eakin	312

TOTAL OFFENSE YARDS

Year	Player	Yds
1979	Kevin Scanlon	1,460
1971	Joe Ferguson	2,242
1953	Lamar McHan	1,516
1939	Kay Eakin	1,344

RECEPTIONS

Year	Player	YPR
1984	James Shiblest	51
1971	Mike Reppond	56
1953	Floyd Sagely	30
1937	Jim Benton	47
1929	Wear Schoonover	33

ALL-PURPOSE (RUSH/REC ONLY)

Year	Player	Yds
1975	Jerry Eckwood	115.0*
1973	Dickey Morton	1,326
1972	Dickey Morton	1,274
1969	Bill Burnett	947
1961	Lance Alworth	836

SCORING

Year	Player	Pts
1987	James Rouse	102
1979	Ish Ordonez	80
1978	Ish Ordonez	78
1969	Bill Burnett	120
1968	Bill Burnett	96
1967	David Dickey	96
1962	Billy Moore	84
1931	Homer Ledbetter	42
1928	Bevo Beavers	84

TOUCHDOWNS

Year	Player	TDs
1969	Bill Burnett	20
1968	Bill Burnett	16
1967	David Dickey	16
1962	Billy Moore	14
1957	Gerald Nesbitt	7

CONVERSIONS MADE

Year	Player	PATs
1971	Bill McClard	35
1960	Mickey Cissel	21

PUNTING

Year	Player	Avg
1986	Greg Horne	47.2
1980	Steve Cox	46.5
1979	Steve Cox	43.8
1975	Tommy Cheyne	43.0
1955	Gerald Nesbitt	46.9
1953	Lamar McHan	40.2
1943	Harold Cox	41.0
1939	Kay Eakin	38.3
1938	Kay Eakin	41.1
1937	Jack Robbins	39.4

PUNT RETURN YARDS

Year	Player	Yds
1984	Bobby Joe Edmonds	294
1966	Martine Bercher	375
1965	Jack Braswell	285
1964	Ken Hatfield	518
1963	Ken Hatfield	350
1962	Ken Hatfield	267
1961	Lance Alworth	366
1960	Lance Alworth	307
1955	Don Horton	173
1953	Lamar McHan	233

KICKOFF RETURN YARDS

Year	Player	Yds
1982	Derek Holloway	21.7*
1980	Derek Holloway	407
1961	Lance Alworth	300
1960	Lance Alworth	328
1946	Clyde Scott	170
1945	Alton Baldwin	242
1944	Alton Baldwin	286

INTERCEPTIONS

Year	Player	INTs
1988	Patrick Williams	6
1971	Louis Campbell	7
1970	David Hogue	6
1966	Gary Adams	7
1956	Gerald Nesbitt	4
1955	Don Christian	4
1954	George Walker	6

* based on per-game average

SEC/SWC TEAM LEADERS



TOTAL OFFENSE

SWC YEAR	GAMES	RUSH YARDS	PASS YARDS	TOTAL YARDS	AVG./GAME
1971	11	2,571	2,327	4,898	445.3
1965	10	2,262	1,341	3,603	360.3
1962	10	2,412	1,158	3,570	357.0
1937	10	NA	NA	2,823	282.3

SEC YEAR	GAMES	RUSH YARDS	PASS YARDS	TOTAL YARDS	AVG./GAME
2011	13	1,786	2,909	5,695	438.1

RUSHING OFFENSE

SWC YEAR	GAMES	ATTEMPTS	RUSH YARDS	AVG./GAME
1989	11	680	3,456	314.2
1986	11	668	2,721	247.4
1985	11	685	2,922	265.6
1975	11	659	3,523	320.3
1965	10	515	2,262	226.2
1962	10	570	2,412	241.2

SEC YEAR	GAMES	ATTEMPTS	RUSH YARDS	AVG./GAME
2007	13	625	3,725	286.5
2006	14	539	3,199	228.5
2005	11	481	2,386	216.9
2003	13	626	3,145	241.9
2002	14	643	3,065	218.9

PASSING OFFENSE

SWC YEAR	GAMES	ATTEMPTS	COMPLETIONS	PASS YARDS	AVG./GAME
1971	11	293	170	2,327	211.5
1970	11	286	160	2,448	222.5
1937	10	NA	NA	1,850	185.0

SEC YEAR	GAMES	ATTEMPTS	COMPLETIONS	PASS YARDS	AVG./GAME
2011	13	471	299	3,909	300.7
2010	13	465	301	4,338	333.7
2009	13	403	225	3,624	278.8

SCORING OFFENSE

SWC YEAR	GAMES	TOTAL POINTS	AVG./GAME
1971	11	343	31.2
1966	10	218	21.8
1965	10	324	32.4
1964	10	221	22.1
1962	10	286	28.6
1960	10	179	17.9
1957	10	187	18.7
1937	10	NA	18.6
1933	10	NA	20.6
1928	9	NA	27.9

SEC YEAR	GAMES	TOTAL POINTS	AVG./GAME
2011	13	478	36.8
2009	13	468	36.0

THIRD DOWN DEFENSE

SEC YEAR	GAMES	CONV	ATT	PCT
2010	13	62	185	.335

RED ZONE OFFENSE

SEC YEAR	GAMES	RED ZONE	PCT.	TDS	RUSH TD/PASS TD	FGM-FGA
2010	13	44-49	.898	34	17/17	10-10
2009*	13	47-49	.959	35	19/16	12-14
2004	11	35-40	.875	32	20/12	3-5

TURNOVER MARGIN

SEC YEAR	GAMES	Gained			Lost			MARG	PER/G
		FUM	INT	TOT	FUM	INT	TOT		
2003	13	16	17	33	13	9	22	+11	0.85
2002	14	17	19	36	6	13	19	+17	1.21

TOTAL DEFENSE

SWC YEAR	GAMES	RUSH YARDS	PASS YARDS	TOTAL YARDS	AVG./GAME
1960	10	1,330	641	1,971	197.1
1962	10	907	1,094	2,001	200.1
1964	10	970	835	1,805	180.5
1966	10	997	1,507	2,504	250.4
1967	10	1,415	1,346	2,761	276.1
1970	11	1,353	1,585	2,938	267.1
1971	11	1,419	1,334	2,753	250.3
1982	11	1,064	1,670	2,734	248.5
1984	11	1,336	1,883	3,219	292.6

SEC YEAR	GAMES	RUSH YARDS	PASS YARDS	TOTAL YARDS	AVG./GAME
2000	11	1,530	1,683	3,213	292.1

RUSHING DEFENSE

SWC YEAR	GAMES	ATTEMPTS	RUSH YARDS	AVG./GAME
1951	10	461	1,226	122.6
1962	10	382	907	90.7
1965	10	355	756	75.6
1966	10	388	997	99.7
1968	10	430	1,380	138.0
1971	11	479	1,419	129.0
1982	11	420	1,064	96.7
1985	11	425	1,278	116.2
1987	12	393	1,198	99.8
1988	11	394	1,010	91.8

SEC YEAR	GAMES	ATTEMPTS	RUSH YARDS	AVG./GAME
1995	12	424	1,251	104.3

PASSING DEFENSE

SWC YEAR	GAMES	ATTEMPTS	COMPLETIONS	PASS YARDS	AVG./GAME
1954	10	122	48	538	53.8
1961	10	121	57	629	62.9
1977	11	227	98	984	89.5

SEC YEAR	GAMES	ATTEMPTS	COMPLETIONS	PASS YARDS	AVG./GAME
2000	11	302	143	1,683	153.0

SCORING DEFENSE

SWC YEAR	GAMES	TOTAL POINTS	AVG./GAME
1954	10	90	9.0
1964*	10	57	5.7
1965	10	104	10.4
1966	10	73	7.3
1969	10	76	7.6
1977	11	95	8.6
1982	11	115	10.5
1984	11	138	12.5
1985	11	129	11.7
1986	11	142	12.9
1988	11	173	15.7

KICKOFF RETURNS

SEC YEAR	GAMES	RET	YARDS	TDS	AVG
2005*	11	33	965	1	29.2

PUNTING

SEC YEAR	GAMES	PUNTS	YARDS	AVG./PUNT
2012	12	54	2416	44.7

PUNT RETURNS

SEC YEAR	GAMES	RET	YARDS	TDS	AVG
2010	13	20	311	1	15.6

PAT KICKING

SEC YEAR	GAMES	MADE	ATT	PCT
2012	12	33	33	100.0

* NCAA Leader

OPONENT/ATTENDANCE RECORDS



OPONENT RECORDS

INDIVIDUAL OFFENSE

Rushing Attempts: 41, Travis Stephens, Tennessee, 2001
 Rushing Yards: 281, Tony Temple, Missouri, 2007
 Rushing TDs: 4, Nick Fitzgerald, Mississippi State, 2016; Tony Temple, Missouri, 2007
 Pass Attempts: 67, Kolton Browning, Louisiana Monroe, 2012; Tim Couch, Kentucky, 1998
 Pass Completions: 47, Tim Couch, Kentucky, 1998
 Passing Yards: 508, Dak Prescott, Mississippi State, 2015
 Completion Percentage: .895 (17-19), Jason Campbell, Auburn, 2004
 Interceptions Thrown: 8, Gary Carter, SMU, 1970
 TD Passes: 7, David Klingler, Houston, 1990
 Receptions: 17, Willie Gosha, Auburn, 1995
 Receiving Yards: 222, Willie Gosha, Auburn, 1995
 Yards Per Catch: 37.8 (4-151), Edward Pope, Texas A&M, 2014
 TD Receptions: 3, J. Armstead, Ole Miss, 2001; Cedrick Wilson, Tennessee, 2000;
 Reidel Anthony, Florida, 1996; Emanuel Tolbert, SMU, 1976; Don Ellis, Texas A&M, 1952
 Total Offensive Plays: 83, Kolton Browning, Louisiana Monroe, 2012
 Total Offensive Yards: 557 (104 rushing, 453 passing), Johnny Manziel, Texas A&M, 2012
 Total Punts: 14, Eddie Hare, Tulsa, 1978
 Punting Yards: 578, Eddie Hare, Tulsa, 1978
 Punting Average: 55.5 (2-111), Brian Diehl, Alabama, 1993
 Punt Returns: 8, Robert Dunn (58 yards), Auburn, 2007
 Punt Return Yards: 125, Marquis Maze, Alabama, 2011
 Interceptions: 4, Jack Boring, Texas A&M, 1952
 Interception Return Yards: 114, Minkah Fitzpatrick (3 interceptions), Alabama, 2016
 Kickoff Returns: 9, Johnny Sears (200 yards), Eastern Michigan, 2009
 Kickoff Return Yards: 225, Chris Gulliver (8 returns), South Carolina, 2007
 Touchdowns Responsible For: 7, David Klingler, Houston, 1990
 Points Responsible For: 42, David Klingler, Houston, 1990
 Extra Points Made: 9, Alex Walls, Tennessee, 2000
 Field Goals Attempted: 7, Abby Daigle, Oklahoma State, 1974
 Field Goals Made: 5, Dan Nystrom, Minnesota, 2002; Brian Hazelwood, Mississippi State, 1998;
 Jeff Ward, Texas, 1985
 Longest Rushing Play: 97, John Avery, Ole Miss, 1997
 Longest Passing Play: 99, Gino Torretta to Horace Copeland, Miami, 1991
 Longest Punt Return: 92, Tyrann Mathieu, LSU, 2011; Fred Jacob, Rice, 1942
 Longest Kickoff Return: 100, Christian Kirk, Texas A&M, 2017; Marlon McClure, UTEP, 2010;
 Deuce McAllister, Ole Miss, 1999; Arthur Washington, SMU, 1974; Anthony Davis, Southern Cal, 1974
 Longest Punt: 88, Larry Isbell, Baylor, 1950
 Longest Field Goal: 58, Russell Erxleben, Texas, 1977

TEAM OFFENSE

First Downs: 35, Missouri, 2017
 First Downs Rushing: 26, Texas, 1970
 First Downs Passing: 22, Texas A&M, 2012; Louisiana Monroe, 2012
 Rushing Attempts: 90, Texas, 1970
 Rushing Yards: 543, Auburn, 2016
 Pass Attempts: 68, Louisiana Monroe, 2012
 Pass Completions: 47, Kentucky, 1998
 Passing Yards: 508, Mississippi State, 2015
 TD Passes: 7, Houston, 1990
 Total Offense Plays: 103, Louisiana Monroe, 2012; Kentucky, 2003 (70T)
 Total Offense Yards: 736, Southern California, 2005
 Total Punts: 14, Tulsa, 1978
 Punt Yards: 578, Tulsa, 1978
 Fewest Punts: 0, Northwestern (La.) State, 1947
 Punt Returns: 8, Auburn (58 yards), 2007
 Punt Return Yards: 125, Alabama, 2011
 Kickoff Returns: 11, North Texas (215 yards), 2007
 Kickoff Return Yards: 271, UTEP (10 returns), 2010
 Total Points: 103, Oklahoma, 1918
 Extra Points Made: 10, Southern California, 2005
 Field Goals Attempted: 7, Oklahoma State, 1974
 Field Goals Made: 5, Minnesota, 2002; Mississippi State, 1998; Texas, 1985

TEAM DEFENSE

Fewest Arkansas First Downs: 3, vs. Baylor, 1958
 Fewest Arkansas First Downs Rushing: 0, vs. Florida, 1997
 Fewest Arkansas First Downs Passing: 0, 14 times (Last time vs. SMU, 1991)
 Fewest Arkansas Rushing Attempts: 19, vs. Rutgers, 2012; at Alabama, 2011
 Fewest Arkansas Net Rushing Yards: -56, vs. Florida, 1997
 Fewest Arkansas Passes Attempted: 0, vs. Oklahoma State, 1976
 Fewest Arkansas Passes Completed: 0, Five times (Last time vs. Texas A&M, 1991)
 Most Arkansas Passes Intercepted: 8, vs. SMU, 1951
 Most Interception Return Yards: 132, vs. Tennessee (3 interceptions), 2007
 Fewest Arkansas Yards Passing: -11, vs. USC, 1974
 Fewest Arkansas Total Offensive Plays: 26, vs. Texas, 1947
 Fewest Arkansas Total Offensive Yards: 42, vs. UCLA, 1988 (21 rush, 21 pass)

ATTENDANCE RECORDS

ALL GAMES

Any Game 107,262 at Tennessee, Nov. 11, 2000
 Regular Season Game 107,262 at Tennessee, Nov. 11, 2000
 Season Total 926,552 in 13 games, 2009; 900,982 in 13 games, 2015; 844,611 in 12 games, 2008

HOME GAMES

Any Game (Fayetteville) 76,808 vs. Alabama, 2010 (DWRRS)
 Any Game (Little Rock) 55,912 vs. Alabama, 1992 (WMS)
 Season Total (Fayetteville) 443,368 in 2006 (6 games)
 Season Total (Little Rock) 221,686 in 1979 (4 games)
 Season Total (Both) 554,621 in 2006 (8 games)
 Season Average (Fayetteville) 73,895 in 2006
 Season Average (Little Rock) 55,757 in 2010
 Season Average (Both) 69,581 in 2016

DONALD W. REYNOLDS RAZORBACK STADIUM TOP 10 CROWDS

RK	OPP	DATE	ATTEND.
1.	Alabama	Sept. 25, 2010	76,808
2.	Tennessee	Nov. 11, 2006	76,728
3.	USC	Sept. 2, 2006	76,564
4.	Texas	Sept. 11, 2004	75,671
5.	Alabama	Oct. 8, 2016	75,459
6.	LSU	Nov. 12, 2016	75,156
7.	Alabama	Sept. 23, 2006	74,687
8.	Alabama	Sept. 15, 2012	74,617
9.	Florida	Nov. 5, 2016	74,432
10.	Georgia	Sept. 19, 2009	74,210

WAR MEMORIAL STADIUM TOP 10 CROWDS

RK	OPP	DATE	ATTEND.
1.	Alabama	Sept. 19, 1992	55,912
2.	Texas	Oct. 20, 1979	55,838
3.	LSU	Nov. 24, 2006	55,833
4.	LSU	Nov. 27, 1998	55,831
5.	LSU	Nov. 26, 2004	55,829
6.	North Texas	Sept. 20, 2003	55,825
7.	Oklahoma State	Sept. 20, 1980	55,822
8.	South Florida	Sept. 14, 2002	55,817
9.	Oklahoma State	Sept. 22, 1979	55,812
10.	LSU	Nov. 27, 2010	55,808

ON THE ROAD TOP 10 CROWDS

RK	OPP	DATE	ATTEND.
1.	Tennessee	Nov. 11, 2000	107,262
2.	Tennessee	Nov. 14, 1998	106,365
3.	Tennessee	Oct. 5, 2002	105,688
4.	Tennessee	Nov. 10, 2007	104,459
5.	Tennessee	Nov. 16, 1996	103,158
6.	Alabama	Oct. 14, 2017	101,821
	Alabama	Oct. 10, 2015	101,821
	Alabama	Oct. 19, 2013	101,821
	Alabama	Sept. 24, 2011	101,821
9.	LSU	Nov. 14, 2015	101,699
10.	Tennessee	Oct. 3, 2015	101,265

YEARLY ATTENDANCE

YEAR	FAYETTEVILLE	LITTLE ROCK	TOTALS
1944	(3) 10,820	(1) 11,043	21,863
1945	(3) 26,908	(1) 13,878	40,786
1946	(4) 35,175	(1) 16,624	51,799
1947	(3) 41,976	(1) 13,934	55,910
1948	(3) 43,440	(4) 96,092	139,532
1949	(3) 45,213	(3) 65,129	110,342
1950	(3) 41,970	(3) 67,017	108,987
1951	(3) 49,563	(3) 54,334	103,897
1952	(3) 38,563	(3) 64,327	102,890
1953	(3) 41,155	(3) 62,231	103,386
1954	(3) 55,189	(2) 70,454	125,643
1955	(3) 60,597	(3) 92,882	153,479
1956	(3) 57,806	(3) 96,127	153,933
1957	(3) 68,482	(3) 92,230	160,712
1958	(3) 71,412	(3) 98,040	169,452
1959	(3) 73,327	(3) 109,997	183,324
1960	(3) 87,200	(3) 120,420	207,620

YEAR	FAYETTEVILLE	LITTLE ROCK	TOTALS
1961	(3) 82,500	(3) 114,000	196,500
1962	(3) 92,800	(3) 114,200	207,000
1963	(3) 83,230	(4) 163,700	246,930
1964	(3) 92,150	(3) 118,640	210,790
1965	(3) 115,350	(4) 178,500	293,850
1966	(3) 122,900	(3) 135,050	257,950
1967	(3) 121,953	(4) 187,634	309,587
1968	(3) 126,958	(3) 148,221	275,179
1969	(3) 131,355	(4) 170,717	302,072
1970	(3) 123,000	(4) 194,000	317,000
1971	(4) 163,977	(4) 217,244	381,221
1972	(3) 120,015	(4) 209,102	329,117
1973	(3) 120,439	(4) 179,542	299,981
1974	(3) 120,500	(4) 200,309	320,809
1975	(3) 118,460	(4) 201,575	320,035
1976	(3) 121,657	(4) 194,462	316,119
1977	(3) 131,611	(4) 214,991	346,602
1978	(3) 135,284	(3) 164,266	299,550
1979	(3) 132,345	(4) 221,686	354,031
1980	(3) 122,047	(4) 214,874	336,921
1981	(3) 129,991	(3) 163,710	293,701
1982	(3) 132,486	(4) 217,904	350,390
1983	(3) 131,102	(4) 193,160	324,262
1984	(3) 123,908	(4) 219,568	343,476
1985	(2) 104,856	(4) 218,640	323,496
1986	(4) 191,880	(3) 165,248	357,128
1987	(3) 132,734	(3) 131,412	270,146
1988	(3) 138,066	(4) 205,390	343,456
1989	(3) 156,366	(3) 150,464	306,830
1990	(3) 146,650	(4) 199,842	346,492
1991	(3) 131,420	(4) 191,578	322,998
1992	(3) 118,001	(3) 150,505	268,506
1993	(3) 125,946	(3) 155,928	281,874
1994	(3) 139,757	(3) 149,419	289,176
1995	(3) 144,116	(3) 162,835	306,951
1996	(3) 139,549	(4) 172,313	311,862
1997	(3) 127,020	(3) 153,704	280,724
1998	(3) 148,440	(3) 167,157	315,597
1999	(3) 155,844	(3) 165,996	321,840
2000	(4) 203,238	(3) 152,214	355,452
2001	(5) 319,207	(2) 105,727	424,934
2002	(5) 331,832	(3) 154,184	486,016
2003	(5) 333,677	(2) 111,442	445,119
2004	(5) 353,446	(1) 55,829	409,275
2005	(4) 272,149	(2) 109,921	382,070
2006	(6) 443,368	(2) 111,253	554,621
2007	(6) 418,239	(2) 110,021	528,260
2008	(5) 357,113	(2) 110,373	467,486
2009	(5) 344,577	(2) 111,206	455,783
2010	(5) 357,783	(2) 111,513	469,296
2011	(5) 360,566	(2) 108,367	468,933
2012	(6) 420,943	(2) 108,467	529,410
2013	(5) 338,618	(2) 92,556	431,174
2014	(6) 399,124	(1) 54,959	454,083
2015	(6) 421,688	(1) 49,591	471,279
2016	(6) 440,079	(1) 46,988	487,067
2017	(6) 406,514	(1) 36,055	442,569
Total	12,367,620	9,768,911	22,136,531

DONALD W. REYNOLDS RAZORBACK STADIUM



Donald W. Reynolds Razorback Stadium (DWRRS) will serve as the home of Razorback Football for the 81st season during the 2018 campaign. Since opening in 1938, the Razorbacks have played 286 games at the current site, winning more than 66 percent of their contests.

Located on the western side of campus, DWRRS was formerly known as Razorback Stadium before being renamed in 2001 in honor of the late Donald W. Reynolds. The playing field is named in honor of former athletics director and the winningest, longest-tenured head football coach in University of Arkansas history, Frank Broyles.

Upon undergoing many modifications, DWRRS gives the University of Arkansas one of the finest football facilities in the nation. A \$160 million stadium renovation and north end addition was completed prior to the 2018 season. All existing suites and club areas were renovated, and additional elevators were constructed in the northwest and northeast corners of the stadium. As part of the same project, a south video board was added in time for the 2017 season. The north end addition is home to the new Broyles Athletics Center as well as suites, loge boxes, club seats and club areas. The addition also provided new concessions and restrooms as well as a stadium-wide concourse that allows the flow of fans throughout the stadium. A new football team locker room, press conference room, other team areas and various displays celebrating Razorback history and traditions were also part of the north end addition.

Prior to the 2001 season, the stadium underwent a dramatic advancement – a \$110 million project, which included a \$20 million gift from the Donald W. Reynolds Foundation, increased the seating capacity from 51,000 to 72,000.

The renovation included reconstructed concourses with a brick facade that completely enclosed the concrete and steel below the stands. In addition, the concourses were widened, and concession areas and restrooms were replaced.

Known as “Championship Alley,” the east concourse displays all 13 conference championships, the 1964 national title and every football letterman. The south end zone concourse, “All-American Alley,” is dedicated to the 57 Razorback All-Americans. The west concourse, “Bowl Alley,” commemorates each of the program’s 42 bowl teams.

Another noticeable addition was the enclosure of the south end zone, which features chair back seating and the addition of approximately 7,300 total seats as well as a food court with vendor space.

Along with an expanded press box, which includes Orville Henry Press Row, 68 luxury suites/skyboxes were added, bringing the total to 134.

The 3,800 square foot Wilson Matthews A Club was added on the east side next to a 6,500-seat upper deck that is complemented by enclosed premium club seating. The stadium’s capacity includes 8,950 club seats, inside and out.

One of the first expansion projects occurred in 1950 and included the construction of a new press box and 5,200 more seats on the west side. Another 5,200-seat addition to the east side was completed in 1957.

Earlier building efforts in 1965 and 1969 raised capacity to 42,678 – a figure held steady for more than a decade.

Prior to 2001, the last previous expansion occurred before the 1985 season and added additional seats and skyboxes, bringing the facility to 50,000 seats.

Astroturf was added in 1969. The playing surface then returned to natural grass in 1995 prior to its transition to synthetic turf in 2009.

Making its debut on Sept. 24, 1938 as Arkansas defeated Oklahoma A&M, 27-7, the stadium was dedicated later that year on Oct. 8 when the Razorbacks hosted Baylor.

Constructed as a Works Progress Administration project with an original capacity of 13,500, the facility was first enlarged upon the arrival of John Barnhill as athletic director in 1947 when an additional 2,500 seats were added to the north end of the east and west grandstands.

Prior to 1938, the Razorbacks played in a 300-seat stadium built in 1901 on land atop “The Hill,” now occupied by Mullins Library and the Fine Arts Center.

REYNOLDS RAZORBACK FAST FACTS

Capacity: 76,000

First Game: Sept. 24, 1938 - Arkansas 27, Oklahoma 7

Dedicated: Oct. 8, 1938 - Baylor 9, Arkansas 6

DWRRS Record: 188-96-2 (.664)

Fayetteville Record: 306-130-10 (.697)

ALL-TIME TOP 10 CROWDS

Rk	Opponent	Date	Attendance
1.	Alabama	Sept. 25, 2010	76,808
2.	Tennessee	Nov. 11, 2006	76,728
3.	Southern California	Sept. 2, 2006	76,564
4.	Texas	Sept. 11, 2004	75,671
5.	Alabama	Oct. 8, 2016	75,459
6.	LSU	Nov. 12, 2016	75,156
7.	Alabama	Sept. 23, 2006	74,687
8.	Alabama	Sept. 15, 2012	74,617
9.	Florida	Nov. 5, 2016	74,432
10.	Georgia	Sept. 19, 2009	74,210

FRANK BROYLES



For more than five decades, Frank Broyles helped shape intercollegiate athletics as a legendary coach, nationally respected administrator and a tireless goodwill ambassador for his university and state.



In July 2014, Broyles stepped away from his day-to-day duties with the Razorback Foundation after a combined 55 years of service with the Department of Intercollegiate Athletics and Razorback Foundation. Broyles continues to serve as Athletics Director Emeritus.

In his 19-year stint as Arkansas' head coach, the Razorbacks posted a record of 144-58-5, captured seven SWC championships, one national championship and earned 10 bowl berths. Broyles was a six-time SWC Coach of the Year and became the mentor to dozens of assistant coaches preparing them for successful head coaching careers in both college and pro football. His impact on the coaching profession is best measured in the development of more than 40 head coaches. Former Broyles' assistant coaches have combined to win five Super Bowls, five national championships, more than 40 conference titles and more than 2,000 games. His legacy is celebrated annually with the presentation of the Broyles Award to the nation's top assistant football coach.

Broyles assumed the role of athletics director in July 1973 and remained in that position long after retiring from coaching in 1976. While universally recognized for his coaching prowess, it was his keen administrative and business skills that allowed Broyles to charter a steady course of success for the Razorbacks. Broyles laid the groundwork for transforming the athletic program into an all sport program that produced 41 national championships, 57 SWC and 48 SEC championships, 22 bowl appearances and a bevy of other team and individual accomplishments under his tenure.

On Nov. 3 2007, Frank Broyles Field, the on-campus football playing field for the Arkansas Razorbacks within Donald W. Reynolds Razorback Stadium, was named for the longtime head football coach and athletics director. The field was dedicated at halftime of the Arkansas-South Carolina game in an on-field ceremony that included Broyles once again leading former Razorback football lettermen through the "A" and a surprise visit from broadcasting legend and Broyles' former ABC Sports broadcasting partner Keith Jackson. The dedication culminated a memorable weekend that also included a reunion of former football lettermen spanning Coach Broyles' 19-year career as the Razorbacks' head football coach.

On Nov. 23, 2013, a bronze statue was dedicated in Broyles honor in front of the Broyles Athletic Center. The statue, sculpted by Dr. Gary Renegar, stands seven and a half feet and weighs more than 700 pounds.

Broyles, 92, died from complications of Alzheimer's Disease, on August 14, 2017.



WAR MEMORIAL STADIUM



The Razorbacks' home venue in Central Arkansas for 71 years, War Memorial Stadium/AT&T Field will host Arkansas football games through 2024. The Razorbacks will play three regular-season SEC games and three spring football games, pending SEC approval, at War Memorial Stadium during the tenure of the agreement. Arkansas will play the University of Missouri in an SEC game at War Memorial Stadium during the 2019, 2021 and 2023 seasons, unless SEC scheduling necessitates playing another opponent.

Three-year Arkansas letterman and Congressional Medal of Honor Winner Maurice (Footsie) Britt was the featured speaker during dedication ceremonies for War Memorial Stadium on Sept. 18, 1948. On that day, a crowd of 24,950 (a record football attendance in Arkansas at that time) watched the Razorbacks defeat Abilene Christian, 40-6.

During its existence, the facility has expanded from its original capacity of 31,000 to its current figure of 54,120.

A complete lighting system and Astroturf surface were added for the 1970 season with a new artificial surface to follow in 1974. Ten years later, another new layer of artificial turf was installed before a return to natural grass was made in 1994. AstroPlay was installed for the 2002 season. War Memorial Stadium installed a new turf manufactured by Field Turf during the summer of 2010 and the field was named AT&T Field. In addition, a new \$7.5 million press box that includes 500 club seats was constructed for the 2010 football season. The War Memorial Stadium Commission, along with the University of Arkansas Athletic Department, has renovated the Razorback Letterman's Club and Recruit Room.

In 1974, the press box was honored as the best in the nation by the Football Writers Association of America, a recognition for the facility and the services provided. The press floor is now named for longtime sportswriter and an authority on Razorback history, Orville Henry.

WAR MEMORIAL STADIUM FACTS

Capacity: 54,120

First Game and Dedication: Sept. 18, 1948 - Arkansas 40, Abilene Christian 6

WMS Record: 151-60-4 (.711)

Little Rock Record: 168-67-4 (.711)



AT&T STADIUM



In 2008, Arkansas and Texas A&M officials agreed to enter into an agreement with AT&T Stadium, home of the Dallas Cowboys in Arlington, Texas, to renew its long-time storied rivalry under the name "Southwest Classic."

After a 16-year absence, the 2009 season marked the return of the rivalry between the former Southwest Conference foes. This time, the Razorbacks and Aggies clashed in a non-conference showdown where Arkansas claimed a 47-19 victory. The matchup followed suit in 2010 and 2011, both resulting in Razorback victories.

Due to scheduling conflicts associated with the Aggies' move to the SEC in 2012, the schools were forced to alternate home venues for the 2012 and 2013 contests; however, the contest returned to Arlington in 2014 and kicked off the first game of an 11-year agreement.

Arkansas leads the all-time series versus the Aggies 41-30-3.

One of the most expensive sports venues ever built, AT&T Stadium was completed in 2009 and is fourth-largest in capacity in the NFL. Capacity can expand to seat upwards of 85,000 people. The \$1.15 billion project was spearheaded by Dallas Cowboys owner and former co-captain of the Arkansas 1964 national championship team, Jerry Jones.

Containing the world's largest column-free interior and the fourth largest high definition video screen, which hangs from 20-yard line to 20-yard line, the facility also serves as a multi-purpose venue for concerts and other college and high school athletic events.



AT&T STADIUM FACTS

Capacity: 71,815

First Arkansas Game: Oct. 3, 2009 - Arkansas 47, Texas A&M 19

AT&T Stadium Record: 4-4 (.500)




FRED W. SMITH FOOTBALL CENTER



The 80,000 square-foot Fred W. Smith Football Center opened in 2013 and includes a spacious locker room, team meeting rooms, training room, equipment room, a student-athlete lounge and study area, coaches' offices, a recruiting reception area and football displays celebrating the tradition of Razorback Football. In the fall of 2012 as part of the football center project, two new practice fields and a parking deck were completed south of the Walker Family Training Center providing the football team with spectacular new practice venues and university faculty and students with approximately 225 covered parking spaces.

Fred W. Smith, former chairman of the Donald W. Reynolds Foundation and longtime benefactor of the University of Arkansas and Razorback Athletics, passed away at age 84 on April 29 in Santa Monica, California. Through his work with the Donald W. Reynolds Foundation, Mr. Smith was instrumental in the university's securing of several multi-million-dollar gifts, including the Donald W. Reynolds Razorback Stadium expansion, the Jerry and Gene Jones Family Student-Athlete Success Center and the Student-Athlete Development program, within Razorback Athletics.

In 2011, under Mr. Smith's leadership, the Donald W. Reynolds Foundation issued a \$10 million challenge grant to help generate funding for a new football operations building for the University of Arkansas. In 2013, the \$40 million Fred W. Smith Football Center was dedicated providing Razorback Football with a new home.



JONES FAMILY STUDENT-ATHLETE SUCCESS CENTER



The Jerry and Gene Jones Family Student-Athlete Success Center helps address the academic, nutritional, personal and professional development of more than 460 student-athletes in an approximately 55,000 square foot facility, creating an integrated academic support program focused on graduation of all student-athletes at the University of Arkansas.

- 31 Tutor Rooms (11 large rooms for 6-8 people and 20 small rooms for 2-4 people).
- 5,000 square feet of open study / lounge space.
- 2,300 square feet of Computer Lab Space (2 computer labs – large and small).
- 1,500 square feet of Group Lab Space.
- 25 Offices for staff and academic counselors.
- 1,500 square feet in the Multi-Purpose Room with capacity of 90 or more.
- 150 Seat Auditorium (Designed for hosting the Razorback Leadership Academy, seminars, guest speakers, large group presentations and other Athletic Academic programming with full A/V capabilities).
- Designated area for Educational Enrichment Services.
- Designated area for Student-Athlete Development.
- Wellness area with offices for staff psychologist and nutritionist.
- Dining Hall with full-service kitchen and seating for approximately 250 people.



MEDIA INFORMATION



ARKANSAS COMMUNICATIONS

The Arkansas Communications Office appreciates your interest in Razorback football and strives to assist you in your coverage. A list of our staff members, our address and our telephone and fax numbers follows:

Office: 479-575-2751

Fax: 479-575-7481

Fayetteville Press Box: (479) 575-6622

Little Rock Press Box: (501) 663-0514

Mailing Address:

Arkansas Communications
P.O. Box 7777
Fayetteville, AR 72701

Overnight/Physical Address:

University of Arkansas
Arkansas Communications
1240 W. LeRoy Pond Drive
Fayetteville, AR 72701

FOOTBALL CONTACTS



Kyle Parkinson

Associate AD/Communications

Cell (479) 387-4753

Office (479) 575-2752

Email kparkin@uark.edu

Twitter @TheOtherKP

COMMUNICATIONS STAFF



MIKE CAWOOD
Associate Director



JERI THORPE
Associate Director



ZACH LAWSON
Assistant Director



JEFF SMITH
Assistant Director



JOHN THOMAS
Assistant Director



DEVAN LAWSON
Communications Assistant



JORDAN MANNING
Communications Assistant



WALT BEAZLEY
Photographer



MARY LYNN GIBSON
Secretary

INTERVIEWS

Interviews with our coaches and student-athletes are encouraged, but we require all interview arrangements be made via the Arkansas Communications Office. Coaches and student-athletes are instructed to decline any interviews not pre-arranged by the Communications Office. University of Arkansas football coaches and student-athletes are generally available for in-person interviews during a game week. All student-athlete and assistant coach interview requests must be made at least one day in advance to allow time to facilitate the notification process. Telephone interviews can be arranged, but student-athletes' telephone numbers will not be provided and student-athletes are instructed to politely decline interviews when contacted by telephone. Student housing, the training room, the weight room and locker rooms are off-limits to members of the media.

DAILY PRACTICE

Following select practice sessions, select members of the coaching staff or student-athletes will be available for group interviews with the media. Video and still photographers from accredited media outlets wishing to shoot practices are asked to consult with the Arkansas Communications Office for current guidelines prior to arrival at the practice field.

WEEKLY PRESS CONFERENCE OPPORTUNITIES

Please consult the Arkansas Communications Office for the schedule of weekly press opportunities for Coach Morris and student-athletes.

SEC WEEKLY COACHES' TELECONFERENCE

In conjunction with the Southeastern Conference, head coach Chad Morris will participate each week in the league's teleconference of football coaches. The teleconferences will be conducted each Wednesday from Aug. 29 to Nov. 21 from 10 a.m. CT to 12:10 p.m. CT. Accredited media members only may access the broadcast-quality teleconference. Callers may participate in the question-and-answer session with an individual coach or all SEC coaches. For more information and the teleconference number, contact the SEC Media Relations Office at (205) 458-3000.

10:00 a.m.	Ed Orgeron, LSU	11:10 a.m.	Barry Odom, Missouri
10:10 a.m.	Kirby Smart, Georgia	11:20 a.m.	Matt Luke, Ole Miss
10:20 a.m.	Dan Mullen, Florida	11:30 a.m.	Jimbo Fisher, Texas A&M
10:30 a.m.	Derek Mason, Vanderbilt	11:40 a.m.	Mark Stoops, Kentucky
10:40 a.m.	Nick Saban, Alabama	11:50 a.m.	Joe Moorhead, Mississippi State
10:50 a.m.	Jeremy Pruitt, Tennessee	Noon	Will Muschamp, South Carolina
11:00 a.m.	Chad Morris, Arkansas	12:10 p.m.	Gus Malzahn, Auburn

ARKANSAS FTP SITE

An FTP site is available for members of the media. For more information concerning the FTP site, contact Michelle Glover (mlglover@uark.edu).

GAME CREDENTIAL REQUESTS

All requests for media and/or photo credentials must be online at SportsSystems.com/Arkansas. Requests should be made at least 10 days in advance.

Credentials must be requested and will be granted on a game-by-game basis only. No multi-game or full season credentials will be issued.

Please see media credentialing guidelines online at SportsSystems.com/Arkansas. Space limitations prevent accommodation of weekly media representatives.

Only fully accredited personnel directly involved in the coverage of the game will be admitted. Credentials are non-transferable. The Arkansas Communications Office reserves the right to revoke any credential: (1) used by an individual other than the one for whom it was granted; (2) any individual who refuses to comply with press box and/or photographic area guidelines; (3) any individual who is not an accredited member of the media; (4) any individual under the age of 16.

Credentials will not be mailed. They may be picked up beginning three hours prior to kickoff at the media will call station at the base of the elevator at both Donald W. Reynolds Razorback Stadium in Fayetteville and War Memorial Stadium in Little Rock. Photo identification is required when picking up credentials.

GAMEDAY PARKING

Limited parking is available in Fayetteville and Little Rock for media members. Those media members needing parking should make the request at least two weeks in advance to allow time for mailing.

LIVE STATS

Live in-game stats will be provided for the media at RazorbackStats.com.

WIRELESS INTERNET

The Arkansas press box does have wireless access. Information on accessing the internet is available in the game day information packets in the press box.

RAZORBACK SPORTS PROPERTIES



The University of Arkansas Athletic Department and IMG are in their 11th year of a powerful partnership that created Razorback Sports Properties. As the multimedia rights-holder, Razorback Sports Properties (RSP) is responsible for the corporate marketing and advertising for all 19 sports.

Along with corporate branding through the Razorbacks, RSP also creates new programming and publications for Razorback fans. They continue to expand the coverage of the Razorback Sports Network. This statewide radio network, consisting of 45-plus affiliates, covers all of Arkansas and parts of all six surrounding states.

The official radio and television shows of Razorback football continue to grow in attendance and viewership. The radio show is held weekly at the Catfish Hole and is aired live on the Razorback Sports Network. The official television show is aired statewide on Sunday nights and regionally throughout the week during football season.

CHUCK BARRETT – PLAY-BY-PLAY

Barrett is entering his 12th season as the play-by-play announcer for the Razorbacks, and he's no stranger to Arkansas fans or the Razorback Sports Network broadcast team. This is his 24th year on the broadcast crew, including spending 14 years as the executive producer. Prior to taking over play-by-play responsibilities in the 2007 season, his duties included hosting the pregame show, halftime and scoreboard shows, and the football version of the Razorback Report. He has also worked as the play-by-play man for baseball from 1992 to 2014 and added men's basketball play-by-play to his duties prior to the 2010-11 season. Barrett was recognized by the National Sportswriters and Sportscasters Hall of Fame as the 2007, 2008 and 2009 Arkansas Sportscaster of the Year.



QUINN GROVEY – ANALYST

Grovey is entering his 21st overall season on the network, including his second as the analyst. The former Hog quarterback previously served as co-host of the pregame and postgame shows and the network's sideline reporter. A three-year starter for the Razorbacks, Grovey led Arkansas to Southwest Conference titles in 1988 and 1989, and was named to the program's 1980s All-Century team.



GENO BELL – CO-HOST & SIDELINE

Bell is entering his second season on the broadcast team as a sideline reporter, taking over the role from Grovey. Bell was a four-year letterwinner on the defensive line for the Razorbacks from 1993-95. He totaled 185 tackles, including 28 for loss, 11 sacks, four pass breakups and three fumble recoveries. Following his collegiate career, Bell played in the NFL with the New York Jets and the Cleveland Browns. He returned to Arkansas after his playing career and is a senior director of transportation at the worldwide headquarters of Walmart in Bentonville.



RICK SCHAEFFER – CO-HOST

Schaeffer is entering his 25th year with Razorback football. He was the analyst for 10 seasons and is now a co-host for the pregame, halftime and postgame shows. Schaeffer worked in the Arkansas Sports Information Department for 24 years, 21 of those years serving as director. Rick is the communications director for the Springdale School District and the co-host of Drive Time Sports on 103.7 The Buzz.



SCOTT INMAN – CO-HOST

Inman is entering his 12th year as co-host of the pregame and postgame shows. It will be his 20th overall season with the network, having first served as studio host. Inman currently is the director of business development for GenWealth Financial Advisors and previously worked as a news anchor for KATV in Little Rock.



2018 AFFILIATES

Batesville.....	KWOZ-FM 103.3
Berryville.....	KTHS-AM 1480
Blytheville.....	KHLS-FM 96.3
Camden.....	KCXY-FM 95.3
Crossett.....	KAGH-AM 800
Crossett.....	KAGH-FM 104.9
De Queen.....	KDQN-FM 92.1
DeWitt.....	KDEW-FM 97.3
El Dorado.....	KMRX-FM 96.1
Fayetteville.....	KAKS-FM 99.5
Fayetteville.....	KUOA-AM 1290
Fayetteville.....	KQSM-FM 92.1
Forrest City.....	KBFC-FM 93.5
Fort Smith.....	KERX-FM 95.3
Glenwood.....	KHEZ-AM 670
Glenwood.....	KHGZ-FM 98.9
Hatfield.....	KENA-FM 104.1
Heber Springs.....	KAWW-AM 1370
Helena.....	KFFA-FM 103.1
Horseshoe Bend.....	KKIK-FM 106.5
Jonesboro.....	KEGI-FM 100.5
Little Rock.....	KABZ-FM 103.7
Magnolia.....	KZHE-FM 100.5
Marshall.....	KBCN-FM 104.3
Mena.....	KTTG-FM 96.3
Monett, MO.....	KKBL-FM 95.9
Monticello.....	KGPO-FM 99.9
Morrilton.....	KVOM-FM 101.7
Mountain Home.....	KOMT-FM 107.5
Ozark.....	KDYN-AM 1540
Ozark.....	KDYN-FM 96.7
Russellville.....	KCAB-AM 980
Russellville.....	KCJC-FM 102.3
Ruston, LA.....	KRLQ-FM 94.1
Searcy.....	KSMD-FM 99.1
Stuttgart.....	KWAK-FM 105.5
Texarkana, TX.....	KTKT-AM 1400
Wynne.....	KWYN-FM 92.5
Wynne.....	KWYN-AM 1400

As of 7/30/2018

DIRECTOR OF ATHLETICS HUNTER YURACHEK



Entering his first full year as vice chancellor and director of athletics at the University of Arkansas, Hunter Yurachek has made the most of his time since Chancellor Joseph Steinmetz announced him as vice chancellor and director of athletics on Dec. 4, 2017.

Shortly after his arrival in Fayetteville, Yurachek introduced a program wide strategic plan that focused on fostering student-athlete success and centered on achieving the program's mission of building Razorbacks/Champions for Life. Thanks to the dedicated efforts of Razorback student-athletes, coaches, administrators, Razorback Foundation members and fans, results are already being realized on and off the field.

In the 2018 spring semester, Razorback student-athletes earned a record-tying 3.25 GPA and 282 student-athletes secured a spot on the department honor roll. In addition, nearly 125 Razorback student-athletes added their name to Senior Walk as graduates of the University of Arkansas.

Arkansas tied a program record with a No. 16 finish in the 2017-18 Learfield Sports Directors Cup, a program that ranks the nation's most successful intercollegiate athletics programs. Arkansas finished first in the nation in the rankings among schools with 19 or fewer sports.

In 2017-18, Arkansas captured four SEC championships (men's and women's cross country, women's indoor track, women's golf), including the school's first SEC crown in women's golf. The Razorbacks earned three top-five national finishes including national championship runner-up finishes at the 2018 NCAA Women's Indoor Track and Field Championships and the 2018 College World Series. Four Arkansas student-athletes earned individual national championships in 2017-18.

Since taking his leadership role within Razorback Athletics, Yurachek has traveled the state for a series of meet and greets to hear from Arkansans on what the Razorback program means to them. It is all part of building a solid foundation for fulfilling the program's vision – To Be the Best.

Yurachek came to Arkansas from the University of Houston where he served as the vice president for athletics. Prior to Houston, Yurachek served as Director of Athletics at Coastal Carolina University, where Coastal won 29 Big South Conference championships. Yurachek was named Under Armour FCS Athletic Director of the Year in 2014. He has also worked at the University of Akron, the University of Virginia, Western Carolina University, Vanderbilt University and Wake Forest University.

In Yurachek's first two years at Houston, the Cougars' sport programs eclipsed 225 points in the Learfield Directors' Cup in back-to-back years for the first time in department history, securing top-three finishes in The American

Athletic Conference both years. The Cougars improved to second in 2016-17 after finishing third in 2015-16.

The feat was bolstered in 2016-17 by 11 of 17 programs qualifying for NCAA postseason competition. Houston's programs combined for a league-leading five American Conference team championships and 22 American Conference individual titles.

The postseason had a Houston flair as the men's 4x100-meter relay of John Lewis III, Mario Burke, Jacarias Martin and Cameron Burrell claimed an NCAA National Championship, while Burrell claimed silver at both the NCAA Indoor (60-meter dash) and Outdoor (100-meter dash) Championships. At home, the Houston baseball program was selected to host an NCAA Regional for the fourth time in program history and the second time in the last three years.

The success was not limited to the field of play, however, as UH student-athletes opened the fall semester with a record 96 student-athletes on the Dean's List. That record was short lived as 109 student-athletes earned Dean's List honors in the spring semester. Houston student-athletes combined for the highest spring GPA (2.95), highest cumulative GPA following a spring semester (2.93) and the highest average hours passed in a spring semester (14.1) in department history.

Twelve of 17 sport programs recorded a GPA of 3.0 or higher, while 75 student-athletes completed their graduation requirements. Three programs, men's cross country, women's cross country and women's golf each earned the NCAA's Public Recognition Award ranking among the top 10 percent in the nation in academic progress rate scores.

The 2016-17 year also saw the continuation of an aggressive facilities plan as construction began on the \$60 million

renovation of the Fertitta Center, the football indoor practice facility and a baseball player development center and clubhouse with more than \$85 million of projects all privately funded.

In his first year in the role, Houston recorded its highest finish in the Learfield Directors' Cup since 1999-2000 and its second-highest finish in school history with 296.5 points to finish 73rd nationally.

The 2015-16 academic year saw the Houston football program capture The American Athletic Conference Championship and a Chick-fil-A Peach Bowl win over Florida State, the Houston men's track & field program win The American Indoor and Outdoor Championships and the Houston women's golf program claim an American Championship in only its second year with a full team. In addition, the men's basketball program returned to the NCAA postseason for the 29th time in program history and the men's golf program advanced to the NCAA Championships for the third straight year.

All of the athletic achievements occurred while UH student-athletes recorded the second-best fall GPA, 2.91, and second-best spring GPA, 2.87, in athletic department history while placing a record 88 student-athletes on the University's Dean's Honor List in the spring.

Yurachek led the Houston Athletics fundraising charge with a record amount \$5.2 million in private donations to the Athletics general scholarship fund in the 2014-15 fiscal year. Focused on improving the student-athlete experience, Yurachek has also led a department that unveiled the completed Guy V. Lewis Development Center for the Houston men's and women's basketball programs, Carolyn and Ron Yokubaitis Field at Carl Lewis International Track & Field Complex, one of the nation's largest collegiate baseball video boards, a renovated



DIRECTOR OF ATHLETICS HUNTER YURACHEK



Houston football locker room and a short game facility for the Houston men's and women's golf programs.

Named by Chancellor Dr. Renu Khator as Chair for a campus-wide steering committee established to oversee the grand opening events for the \$128 million TDECU Stadium, Yurachek assisted in the cultivation, solicitation and securing of a 10-year, \$15 million-naming rights agreement for TDECU Stadium with the per year value ranking in the top ten nationally for collegiate venue naming rights agreements.

Yurachek was instrumental in the national search and hiring of football and men and women's basketball head coaches (Tom Herman, Kelvin Sampson, Ronald Hughey) while overseeing the development and implementation of a \$500,000 remodeling project to the men and women's basketball locker rooms.

He served as liaison with an architectural design firm on the plans for the \$25-million Guy V. Lewis Development Center as well as overseeing the development and implementation of a \$500,000 facility enhancement to the Athletics/Alumni Center, including the addition of Cougar Cafe, a student-athlete nutrition center.

Yurachek came to Houston after serving four years as Director of Athletics at Coastal Carolina University where he oversaw a department featuring 18 men's and women's NCAA Division I sport programs. A testament of his vision, Yurachek was named the 2014 Under Armour FCS Athletic Director of the Year in May of 2014.

Under Yurachek's leadership, the Chanticleers won a total of 29 Big South Championships (both regular season and tournament championships), made 30 NCAA appearances and finished a program-best 79th in the 2012-13 Learfield Director's Cup.

During Yurachek's time of leadership, Coastal hosted an NCAA Baseball Regional; NCAA Baseball Super Regional; NCAA Division I Football championship contests in 2010 and '13; and NCAA Men's Soccer Championship matches in 2011, '12 and '13, as well as winning a competitive bid to host the VisitMyrtleBeach.com Men's and Women's Big South Basketball Championships in 2013, 2014 and 2015, sponsored by the Myrtle Beach Area Chamber of Commerce.

Coastal Carolina student-athletes posted a 3.028 grade point average (GPA) for the fall 2013 semester and saw its overall GPA rise from 3.053 to 3.108. Of the 434 student-athletes, 253 – or 58.3 percent – posted a GPA between 4.0 and 3.0, including 28 who earned President's List (4.0 GPA for the semester) and an additional 117 who earned Dean's List recognition. Further breakdown shows that 125 of the 175 women student-athletes (71.4 percent) posted a GPA between 4.0 and 3.0, while 128 of the 259 men (49.4 percent) accomplished the feat.

In addition, during Yurachek's tenure Coastal Carolina student-athletes earned:

- 363 All-Big South honors
- 31 All-Big South Player of the Year honors along with 13 Big South Freshman of the Year honors
- 28 All-America honors
- 11 Big South Scholar-Athlete of the Year honors in their respective sports
- 5 Academic All-America honors
- 4 national postgraduate scholarships
- 3 Big South Conference Christenberry Awards for Academic Excellence

With all the success, the Coastal Carolina department operated within a balanced budget during Yurachek's tenure, thanks to his zero-budget initiative and the unprecedented revenues generated since his arrival with his restructuring of the external relations department. In his first year, the department revenue was at \$560,000, including \$316,000 in ticket sales and sponsorships at \$250,000. After the 2012-13 year, revenue came in at \$1.4 million, thanks to \$549,000 in ticket sales and \$600,000 in sponsorships.

Since 2010, the Department of Athletics added women's lacrosse; launched Champions for Life, a life skills enhancement program for student-athletes; signed a five-year \$1.1 million contract with an athletic apparel provider; established the Letterwinners Association; successfully completed NCAA Cycle 3 Recertification; and has been featured on the front page of the sports section of *USA Today* with the headline reading "Coastal Carolina Piles up Sports Success."

Also during Yurachek's tenure, several major projects that supported intercollegiate athletics totaling more than \$250 million were included in the University's in ongoing capital improvements across the campus.

The HTC Center opened in 2012 and is the home for Coastal Carolina's men's and women's basketball and women's volleyball programs – as well as the three-year home to the Big South Men's and Women's Basketball Championships.

In addition, Adkins Field House, the Boni Belle Baseball/Softball Hitting & Practice Facility, the Will Garland Academic Enhancement Center and the Richard M. Ward MD Sports Performance Center were completed and dedicated while the \$10.2 million Baseball/Softball complex was completed in 2014. Yurachek also secured a 12-court tennis facility and a student-athlete training table facility.

Prior to his appointment at Coastal Carolina University, Yurachek was executive senior associate athletics director at the University of Akron. He led and managed the Zips' external relations unit, which included marketing and promotions, media relations, ticket operations, development (Z-Fund), video operations and merchandising.

In addition, he was the sport administrator for men's basketball, men's golf and women's golf and worked closely with the football program.

Yurachek has also held various athletics administration leadership positions at the University of Virginia, Western Carolina University, Vanderbilt University and Wake Forest University.

He earned his bachelor's degree in business management at Guilford College in 1990, where he was a four-year letter winner in basketball.

He earned his master's degree in sports administration from the University of Richmond in 1994.

Born in Richmond, Virginia, and raised in Charlotte, North Carolina, Yurachek and his wife, Jennifer, have three sons; Ryan, Jake and Brooks.

Ryan is a former football student-athlete at Marshall University. Jake is a freshman football student-athlete at the University of Colorado.



Left to Right: Hunter, Jennifer, Jake, Brooks and Ryan

HEAD COACHES



DAVE VAN HORN
Baseball
17th Season



MIKE ANDERSON
Men's Basketball
8th Season



MIKE NEIGHBORS
Women's Basketball
2nd Season



CHRIS BUCKNAM
Men's Cross Country, Track & Field
11th Season



LANCE HARTER
Women's Cross Country, Track & Field
29th Season



CHAD MORRIS
Football
1st Season



BRAD McMAKIN
Men's Golf
13th Season



SHAUNA TAYLOR
Women's Golf
12th Season



MARK COOK
Gymnastics
17th Season



COLBY HALE
Women's Soccer
7th Season



COURTNEY DEIFEL
Softball
4th Season



NEIL HARPER
Swimming & Diving
3rd Season



ANDY JACKSON
Men's Tennis
6th Season



COURTNEY STEINBOCK
Women's Tennis
1st Season



JASON WATSON
Volleyball
3rd Season

ADMINISTRATION



HUNTER YURACHEK
Vice Chancellor
& Director of Athletics



JULIE CROMER PEOPLES
Deputy AD/External
Engagement &
Administration



JON FAGG
Deputy AD/
Student-Athlete
Experience



CLAYTON HAMILTON
Deputy AD/Internal
Engagement, Finance
& Capital Projects



CHRIS FREET
Senior Associate AD/
Revenue Generation
& Communications



CHRIS POHL
Senior Associate AD/
Guest Experience &
Event Management



DERITA RATCLIFFE
Senior Associate AD/
Student-Athlete
Experience



KEVIN TRAINOR
Senior Associate AD/
Public Relations



MATT TRANTHAM
Senior Associate AD/Capital
Projects, Facility Maintenance,
Grounds, Equipment



MATT MCCOY
Senior Associate
General Counsel for
Athletics



JUSTIN MALAND
Associate AD/
Facilities



ELVIS MOYA
Associate AD/
Marketing &
Community Outreach



KYLE PARKINSON
Associate AD/
Communications



AARON PARRIS
Associate AD/
Premium Seating &
Guest Experience



FELECIA SAINE
Associate AD/
Academics



TRACEY STEHLIK
Associate AD/
Compliance



CHARLIE ARVISO
Assistant AD/
Ticket Sales



JULIE CAIN
Assistant AD/
Event Management



MICHELLE GLOVER
Assistant AD/
Broadcast Services



WILL LANDRETH
Assistant AD/
Compliance



LACY NEEDHAM
Assistant AD/
Business Operations



ANDREW ROBERTS
Assistant AD/
Finance & Reporting



SCOTT SARGENT
Assistant AD/
Facilities



There's a reason...

...the University of Arkansas is one of the nation's fastest growing universities. Nestled in the Ozarks, we learn in one of the **best places to live** in the nation. This is where **tradition and innovation** merge, creating **life-changing opportunities** and discoveries that **improve our world**, one student at a time. The University of Arkansas is among the **top public research** universities in the U.S., that's why federal agencies like NASA and top industries turn to us to **solve problems** and **advance technology**. We are **dedicated to Arkansas** and **determined to make a difference** here and everywhere.





MOST DEGREE PROGRAMS IN THE STATE

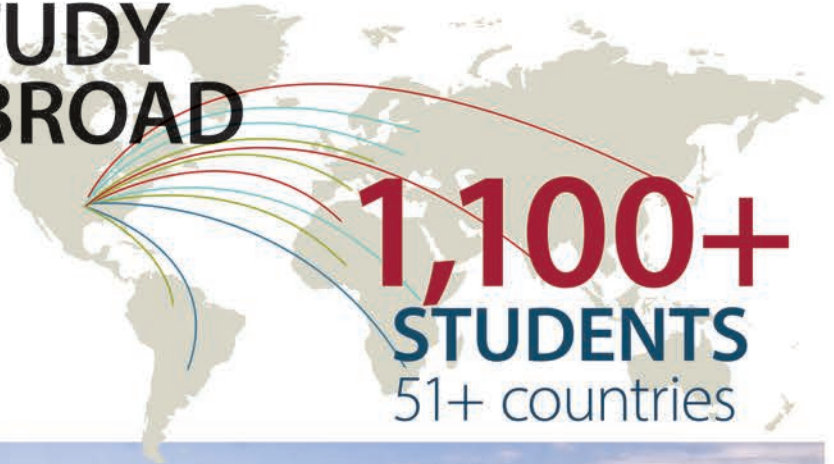


More than 200 baccalaureate, master's, doctoral, professional and specialist degree programs.

FASTEST GROWING

public doctoral institution in the country

STUDY ABROAD



1,100+ STUDENTS
51+ countries

Chronicle of Higher Education - 2017



NATIONALLY COMPETITIVE AWARDS



TRUMAN SCHOLARS
9th among all public universities

in the SEC
in the number of:



GOLDWATER SCHOLARS
18th among all public universities



RHODES SCHOLARS
40th in nation among public universities

INNOVATIVE RESEARCH CENTERS

Alan Mantooth, Distinguished Professor of electrical engineering, will direct a new

\$15 million national center devoted to protecting the nation's power grid from cyber attacks.

Min Zou, professor of mechanical engineering, will lead a new

\$24 million Center for Surface Engineering to develop new technology for industries.



Enrollment: **27,558**
Student-to-Faculty Ratio **19:1**

Fall 2017



Top Army ROTC

in eight-state region and among nation's **top 10**

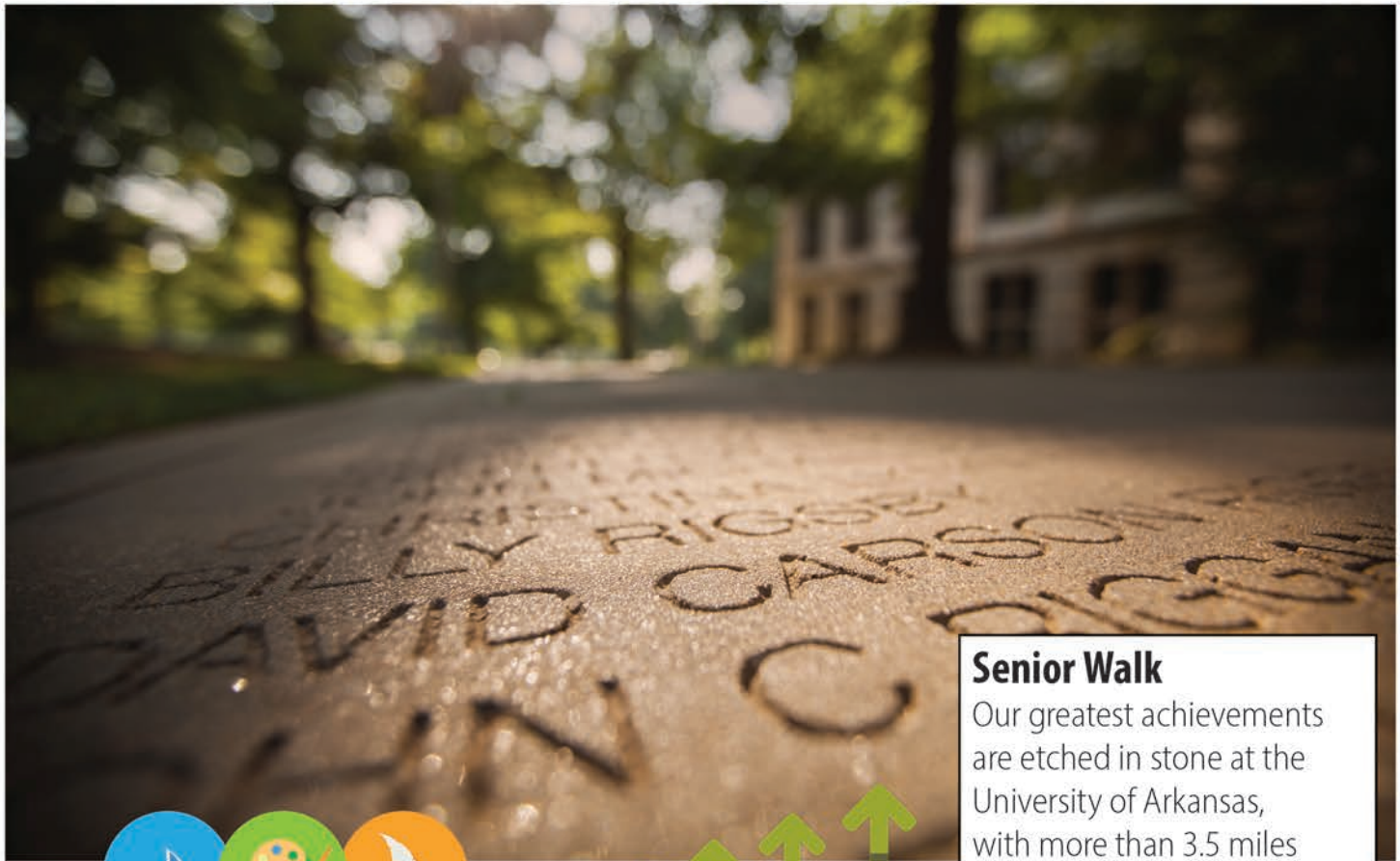


89%

incoming

HONORS COLLEGE

freshman fellows hail from Arkansas



\$120 Million School of Art

The Walton Family Charitable Support Foundation in 2017 awarded the U of A the largest gift in support of a U.S. university to establish a school of art. It positions the school as a center of excellence in art education, art history, graphic design and studio art curriculum.

IT'S A GREEN CAMPUS



We're committed to sustainability and proud of our recent Gold STARS rating as we work to make the campus climate neutral by 2040.



Association for the Advancement of Sustainability in Higher Education - 2017



RESEARCH EXPENDITURES

JUMPED 5.5%

IN FY16 TO

\$153 MILLION

THE HIGHEST EVER

Senior Walk

Our greatest achievements are etched in stone at the University of Arkansas, with more than 3.5 miles of sidewalk bearing the names of all of our graduates. Stretching across campus, Senior Walk is a unique tradition that includes the names of more than 180,000 graduates, and counting.


Notable Graduates

- Jerry Jones**, owner of the Dallas Cowboys
- Veronica Campbell-Brown**, Olympic gold medalist
- T.J. Holmes**, ABC News Correspondent and Good Morning America Host
- Doug McMillon**, President and CEO of WalMart Stores, Inc.

BOARD OF TRUSTEES



The University of Arkansas System Board of Trustees serves as the institution's governing body. The board is comprised of 10 trustees representing each of the state's four congressional districts. The president is the chief executive officer of the University of Arkansas System and reports to the Board of Trustees. Each campus has a chancellor as its chief executive officer, reporting directly to the president.



DONALD R. BOBBITT
System President



JOSEPH E. STEINMETZ
Chancellor



MARK WALDRUP
Chairman
Moro (2020)




JOHN GOODSON
Vice Chairman
Texarkana (2021)



MORRILL HARRIMAN
Secretary
Little Rock (2024)



KELLY EICHLER
Assistant Secretary
Little Rock (2026)



DAVID H. PRYOR
Fayetteville (2019)



STEPHEN BROUGHTON, M.D.
Pine Bluff (2022)



C.C. "CLIFF" GIBSON III
Monticello (2023)



SHEFFIELD NELSON
Little Rock (2025)



TOMMY BOYER
Fayetteville (2027)



STEVE COX
Jonesboro (2028)

MESSAGE FROM CHANCELLOR STEINMETZ

I know touchdowns generally get the loudest cheers, but when I call the Hogs it's also in support of an athletics program that achieves at the highest levels: both on the field and in the classroom.

We take great pride in the success of our student athletes in academics. This spring they tied the departmental record with a cumulative GPA of 3.25 and extended their streak to 17 consecutive semesters with an average cumulative GPA of 3.0 or more. And in addition to studying, training and competing, our student-athletes also devote a great deal of time to volunteering on campus and in the region.

Razorback Athletics continues to be one of the nation's most successful intercollegiate athletics programs. For the ninth time in 11 years, we finished in the top 25 of the Learfield Directors' Cup standings, despite fielding far fewer teams than most of the top finishers.

It also bears mentioning that Razorback Athletics is one of the nation's few financially self-sustaining athletics programs and does not receive state funding or student fees. In fact, Razorback Athletics helps support the university's academic mission by contributing more than \$3.5 million a year to the institution for academic programs and other initiatives benefiting University of Arkansas students. Your great fan support combined with the careful management of resources allows the department to be self-sustaining.

Those are all things Razorback fans can cheer about. And we can't do any of this without you. So on behalf of the University of Arkansas, thank you for your passionate support of the Razorbacks.

Go Hogs!
Joe Steinmetz
Chancellor

UNIVERSITY OF ARKANSAS CAMPUS LEADERSHIP FAYETTEVILLE EXECUTIVE COMMITTEE

Joseph E. Steinmetz
Chancellor

Laura Jacobs
Associate Vice Chancellor and
Chief of Staff

Hunter Yurachek
Vice Chancellor for
Intercollegiate Athletics

Tim O'Donnell
Vice Chancellor for
Finance & Administration

Mark Power
Vice Chancellor for
Advancement

Jim Coleman
Provost and Executive Vice
Chancellor for Academic Affairs

Bill Kincaid
Associate General Counsel

Randy Massanelli
Vice Chancellor for
Governmental Relations

Marcia Overby
Associate Vice Chancellor for
Administration

Charles Robinson
Vice Chancellor for
Student Affairs

UNIVERSITY LEADERSHIP




JOSEPH E. STEINMETZ CHANCELLOR

Dr. Joseph E. Steinmetz became the sixth chancellor of the University of Arkansas on Jan. 1, 2016.

Among his priorities are advancing student success, creating more need-based scholarships, growing graduate programs, and continuing to advance diversity and inclusion. To that end, Dr. Steinmetz oversaw the establishment of the University's eight Guiding Priorities, which have led to new programs and initiatives like the Advance Arkansas scholarship program and the Chancellor's Fund. His support for the arts also helped facilitate the creation of a School of Art through a \$120 million gift from the Walton Family Charitable Support Foundation. He continues to meet with a broad range of stakeholders across the state to advocate for public education and to learn how they can work together for the common goal of strengthening the flagship.

Prior to this appointment, he was Ohio State's chief academic officer. As executive vice president and provost, he oversaw the administration, coordination and development of all academic functions of the university.

Before Ohio State, Dr. Steinmetz was dean of the College of Liberal Arts and Sciences at the University of Kansas, where he was also a university distinguished



professor. Dr. Steinmetz also spent 19 years at Indiana University, Bloomington where he served as Chair of the Department of Psychology, Executive Associate Dean of Arts and Sciences and a Distinguished Professor of Psychological and Brain Science.

A nationally respected behavioral neuroscientist, Dr. Steinmetz was recognized in 1996 by the National Academy of Sciences for his contributions to the fields of experimental psychology and neuroscience. In 2012 he was named an AAAS Fellow. Dr. Steinmetz earned his bachelor's and master's degrees at Central Michigan University and his doctorate at Ohio University.

GERALD JORDAN FACULTY ATHLETICS REPRESENTATIVE

Gerald Jordan, associate professor of journalism, worked 25 years for metropolitan daily newspapers before he joined the UofA faculty in 1995. His 2017 appointment as Faculty Athletics Representative (FAR) marks a return to his student journalism days when he was sports editor of the Arkansas Traveler and covered the Razorbacks.

Like his predecessor Dr. Sharon Hunt, Jordan is an Arkansas alumnus and he becomes only the fourth UofA faculty member to fill this position. Chancellor Joe Steinmetz appointed Jordan to take on the responsibility to certify the eligibility of student-athletes and serve as the university's representative to the NCAA and the Southeastern Conference.

Jordan graduated from the University of Arkansas in 1970 with a degree in journalism and earned his master's degree in journalism at Northwestern University in 1971. He is a 1982 Nieman Fellow at Harvard University.

Jordan began his career as a sports reporter for *The Kansas City Star*, where he subsequently wrote editorials and was a TV columnist. He wrote editorials for *The Boston Globe*. At *The Philadelphia Inquirer*, Jordan was a reporter, a Washington correspondent and worked as an editor in several departments before joining the journalism faculty.

He returned to *The Inquirer* as an editor for 15 summers. He also worked two summers on News21, a national investigative journalism project at the Walter



Cronkite School, Arizona State University. Jordan has been an innovative teacher, developing the Digital Media Lab, a semester block of journalism courses designed to provide intensive teaching and training for a limited number of students in a realistic multimedia news environment. He also helped create the Lemke Journalism Project, which has brought minority high school students interested in journalism to the university for the past 17 years.

Jordan served as president of the Arkansas Alumni Association Board of Directors, and he is the founding leader of two alumni societies for UofA graduates.

He received the UofA's Silas Hunt Legacy Award in 2010, and a Lifetime Achievement Award from the Northwest Arkansas Martin Luther King Jr. Planning Committee.

Jordan was also the first faculty member to receive the university's national award as Volunteer of the Year.

He has been honored by Associated Student Government and the Student Alumni Board as Teacher of the Year and nominated an additional three times.

Jordan was presented the Faculty Gold Medal Award in 2013 by the UofA's State and National Awards committee.

The Arkansas Press Association presented Jordan with its 2016 Distinguished Service Award.

In 2017, the American Society of News Editors and the Association of Opinion Journalists presented Jordan with the Barry Bingham Sr. Fellowship for his career-long work to increase newsroom diversity.

RAZORBACK FOUNDATION



ABOUT THE FOUNDATION

The mission of The Razorback Foundation, Inc. is to raise private gift support for Razorback Athletics at the University of Arkansas. The Foundation assists our student-athletes by providing financial support for scholarships, facilities and various programs that enable them to realize their dreams of achieving a quality college education while participating in athletics on a nationally competitive level.

WHY WE NEED YOUR HELP

Through contributions from our members, we are able to provide scholarship support for more than 460 student-athletes, funding for facility enhancements and financial assistance to all programs designed to elevate student-athletes and Arkansas Athletics.

Being an active Foundation member is not only an investment in our athletic program and in the athletic and academic success of our student-athletes, it also provides many special benefits to you. These benefits include priority access to season tickets, single-game tickets, parking, priority points, a membership thank you packet, invitations to exclusive member-only events and much more!



JOIN TODAY

There is no better way to support Razorback Athletics than to contribute to the Razorback Foundation Annual Fund. Your gift, no matter the size, will significantly impact the life of every Razorback student-athlete. Gifts may be made outright or via automatic payment plans. The Foundation also offers a Collegiate Membership Program for current University of Arkansas students as well as a Young Alumni Program for recent graduates. For more information about membership levels, benefits and other giving opportunities, please contact us at 877-436-0013 or gohogs@razorbackfoundation.com.



More information may be found at RazorbackFoundation.com.



RAZORBACK CLUBS

Twenty-two Razorback Clubs uphold the mission of the Razorback Foundation. These non-profit clubs hold regular meetings throughout the year that feature University of Arkansas coaches, staff and administrators. Each club hosts fundraisers to support the Razorback student-athletes and foster camaraderie among the Razorback Nation.

The Razorback Foundation appreciates the contributions of those who serve in volunteer leadership positions for each club. The Presidents and their boards, along with all volunteers, allow us to connect in a meaningful manner with those who love the Razorbacks and support the Razorback Foundation in a variety of ways.

Contact information for all Razorback Clubs may be found at RazorbackFoundation.com.

Baxter County Razorback Club
George Billingsley NW Arkansas
Razorback Club
The Delta Razorback Club
East Central Arkansas Razorback Club
Fort Smith QB Razorback Club
Greater Dallas Razorback Club
Greater Tulsa Razorback Club
Greers Ferry Lake Area Razorback Club
Harrison Area Razorback Club
Hot Springs Village Razorback Club
Little Rock Razorback Club
Memphis-East Arkansas Razorback Club
Mississippi County Razorback Club

Roy L. Murphy Razorback Club
Northeast Arkansas Razorback Club
Petit Jean Razorback Club
Pine Bluff Razorback Club
Saline County Razorback Club
Claude Smithey Razorback Club
Stone County Razorback Club
Texarkana Area Razorback Club
White River Razorback Club

THE SOUTHEASTERN CONFERENCE



GREG SANKEY COMMISSIONER, SOUTHEASTERN CONFERENCE

Greg Sankey became the eighth Commissioner of the Southeastern Conference on June 1, 2015, and immediately embarked on a journey to build upon the SEC's recognized success, strong foundations and rich traditions.



Sankey has moved the conference forward while respecting the institutional traditions that make the SEC unique. With an understanding of the highly competitive environment of college sports, he has fostered the collaborative culture of the SEC that sets the conference apart and supports its continuing success.

Based upon the conference-wide success and growth, the SEC was the only college conference named a finalist for the Sports Business Journal's League of the Year Award in 2017-18, a nomination shared with the National Basketball Association (NBA), Major League Baseball (MLB), Ladies' Professional Golf Association (LPGA), National Hockey League (NHL) and Major League Soccer (MLS).

Sankey brings a big picture approach to his position through continuing focus on a vision that positions the SEC to leverage its athletics success and popularity for a greater overall cultural and economic impact on the region, the nation and the world.

During his first major address as Commissioner, he introduced his concept of "Scholars. Champions. Leaders." to describe the ultimate potential of the SEC. "Educating scholars and supporting champions provides the platform for developing leaders who will influence the world," Sankey said in his opening remarks at SEC Football Media Days in 2015.

ADVOCATING FOR STUDENT-ATHLETE OPPORTUNITY

Now in his fourth year at the helm of the SEC, Sankey has established himself as an advocate for the student-athlete, creating a framework to provide young people in the Conference with new leadership opportunities and resources to succeed at the highest levels of academic achievement and competitive success. New student-athlete focused initiatives under Sankey's leadership include:

- Creation of a new position in the SEC office for a Director of Student-Athlete Engagement, a role focused on offering student-athletes the opportunity to participate in Conference leadership and prepare for life after their intercollegiate athletics participation concludes. (August 2015)
- Introduction of Student-Athlete Leadership Councils for Football, Men's Basketball and Women's Basketball which, in addition to the Conference's longstanding Student-Athlete Advisory Committee, provide student-athletes with additional opportunities to engage with campus leaders and Conference office staff. (May 2016)
- Introduction of a Student-Athlete Career Tour during SEC Football Championship Week in Atlanta, which annually provides a group of student-athletes with opportunities to engage in career exploration with high-level corporations and businesses. (December 2016 and 2017)
- Expansion of the student-athlete role at the annual SEC Spring Meetings when student-athletes participate in a robust agenda of interaction with administrators and coaches to provide their perspectives to Conference leaders. (May 2017 and 2018)
- Increased funding for the SEC H. Boyd McWhorter Post-Graduate Scholarship, established in 1986 to honor outstanding student-athletes in the SEC for their accomplishments in athletics and academics. The value of the post-graduate scholarships increased to \$20,000 each for the two winners and \$10,000 each for the 26 finalists. (December 2017)

ADVANCING THE CONFERENCE

Upon assuming the role of Commissioner, Sankey moved swiftly to address issues critical to college athletics, with an emphasis on integrity, ethics and sportsmanship:

- Appointed a Working Group on Student-Athlete Conduct consisting of campus leaders to develop recommendations for updated Conference policies governing conduct expectations for student-athletes. As a result:
 - > The SEC adopted a serious misconduct policy governing transfers that has served as a model for similar policies subsequently

adopted by other conferences and institutions. (June 2016, expanded definition June 2017)

- > The SEC expanded its serious misconduct policy to include all incoming prospective student-athletes. (June 2018)
- Appointed a Working Group on Compliance, Enforcement and Governance, designed to review and update principles which form the foundation of the Conference membership's commitment to SEC and NCAA rules compliance.
- Amended an SEC Bylaw to now require a university president or chancellor to consult directly with the SEC Commissioner before hiring someone "who has engaged in unethical conduct as defined under NCAA Bylaws or who has participated in activity that resulted, or may result, in a Level I, Level II, or major infraction." (June 2017)

Sankey prioritized the enhancement of Conference championship events to meet the goal of providing student-athletes with life-long memories and exceptional experiences for fans, which has included:

- An agreement with Atlanta's new Mercedes Benz Stadium to serve as the longterm home for the SEC Football Championship Game. (September 2015)
- An agreement with the City of Hoover, Alabama, to continue as host of the SEC Baseball Tournament after the city committed to construction of a \$70 million baseball campus to enhance the baseball tournament experience for student-athletes and fans. (June 2016)
- Engagement with a security consulting firm to review and develop consistent and effective security plans for SEC Championship events. (August 2016)
- A three-year agreement with Greenville, South Carolina, to provide a multi-year home for the SEC Women's Basketball Tournament at Bon Secours Wellness Arena. (May 2018)

Sankey has focused resources on the development of Conference officiating with a series of measures blending technology with effective leadership to create greater accuracy and consistency for officiating in all sports, including:

- Hiring new coordinators of officials in the sports of men's basketball, women's basketball and softball.
- Working with the NCAA to gain approval for a collaborative instant replay process in the sport of football, which was implemented successfully beginning with the Fall 2016 season. (May 2016)
- Collaborating with the American Athletic and Atlantic Sun conferences to create a men's basketball officiating consortium, later adding the Sun Belt Conference. (July 2016 and May 2017)
- Securing NCAA approval to implement a collaborative instant replay process in the sport of men's basketball beginning with the 2017-18 season. (May 2017)
- Implementing an NCAA-approved experimental process for expanding the number of permissible plays evaluated through instant replay in the sport of baseball for the 2018 season. (August 2017)

Another priority under Sankey's leadership is growing exposure for the Conference and effectively publicizing success stories of the SEC. Strategies pursued to achieve this objective include:

- Engagement with The Richards Group, a highly successful national marketing agency, to develop a comprehensive branding campaign to positively feature the SEC, its student-athletes, alumni, leaders and fans. The theme of the campaign – "It Just Means More" – communicates the history, legacy and overall positive impact the SEC has on its region, the nation and the world.
- Introduction of the SEC Graduate Patch, a logo placed on the uniforms of every sport displayed by SEC student-athletes who have earned their undergraduate degree and are continuing their participation in intercollegiate athletics.
- Collaboration with the SEC Network to create unique exposure opportunities for Conference universities, teams and student-athletes, including behind-the-scenes programming, expanding live championship coverage for Olympic Sports, covering all spring football games and adding unique coverage of halftime band performances in football.
- An agreement with SiriusXM to create the first college branded satellite radio channel, SiriusXM SEC Radio, an exclusive 24/7 audio channel dedicated to SEC sports. The new channel delivers fans and alumni across the country in-depth and comprehensive access to SEC-focused sports talk and news, plus an extensive schedule of SEC games. (November 2017)
- Move of SEC Football Media Days to a new market, taking the signature event to the College Football Hall of Fame in Atlanta while

adding a fan event in Centennial Olympic Park to expand the kickoff week to five days of activities. It marked the first time SEC Media Days was held outside the Birmingham, Alabama, area since 1985.

A CAREER IN COLLEGE ATHLETICS

On March 12, 2015, the Presidents and Chancellors of the SEC announced Greg Sankey would succeed Mike Slive as Commissioner of the SEC. Sankey, 54, first joined the SEC staff in 2002 as Associate Commissioner for Governance, Enforcement and Compliance and later added supervision of the league's championships staff to his responsibilities. He was elevated to Executive Associate Commissioner and Chief Operating Officer for the league office in 2012, becoming responsible for the day-to-day operation of the SEC Office.

Sankey has been active within the NCAA committee structure, including his current service on the Enforcement/Infractions Working Group created to address recommendations from the independent Commission on College Basketball. He has also served on the Division I Legislative Council, Committee on Academic Performance and the NCAA Committee on Infractions.

Before moving to the SEC, Sankey served as Commissioner of the Southland Conference for nearly seven years. He joined the Southland Conference staff in 1992 where he served as both assistant and associate commissioner before he was named its Commissioner in 1996 at the age of 31.

Prior to his term at the Southland Conference, he was Director of Compliance and Academic Services at Northwestern State University in Natchitoches, Louisiana. While at Northwestern State, Sankey also coached the Demons' golf teams for two years, earning the Golf Coaches Association of America District VI Coach of the Year award in 1991. Before his tenure at Northwestern State, he was the Director of Intramural Sports at Utica College in upstate New York.

A native of Auburn, New York, Sankey earned his master's degree from Syracuse University and his undergraduate degree from the State University of New York College at Cortland. Sankey and his wife, Cathy, reside in Birmingham, Alabama, and have two adult daughters, Hannah and Moriah.

SANKEY FILE

1987-89	Utica College, Director of Intramural Sports
1989-91	Northwestern State University Director of Compliance & Academic Services, 1990-92 Head Golf Coach, 1990-92
1992-2001	Southland Conference Assistant Commissioner, 1992-94 Associate Commissioner, 1994-96 Commissioner, 1996-2002
2002-present	Southeastern Conference Associate Commissioner, 2002-2012 Executive Associate Commissioner/Chief Operating Officer, 2012-2015 Commissioner, 2015-present

SEC NATIONAL CHAMPS

National Championships Won by SEC Schools in Greg Sankey Era

2015-16
Football - Alabama
Women's Swimming & Diving - Georgia
Equestrian - Auburn
Men's Outdoor Track & Field - Florida
Women's Outdoor Track & Field - Arkansas

2016-17
Men's Indoor Track & Field - Texas A&M
Women's Basketball - South Carolina
Equestrian - Texas A&M
Women's Tennis - Florida
Men's Outdoor Track & Field - Florida
Baseball - Florida

2017-18
Football - Alabama
Women's Indoor Track & Field - Georgia
Men's Indoor Track & Field - Florida
Equestrian - Auburn
Men's Outdoor Track & Field - Georgia

SEC FOOTBALL CHAMPIONSHIP



The Southeastern Conference's Eastern and Western Division winners will meet in Atlanta's newly constructed Mercedes-Benz Stadium to battle for the league championship and the right to represent the conference in the College Football Playoff. The 27th-annual title game is set for December 1 and will be televised nationally by CBS Sports.

The game was born as a result of 1992 conference expansion, which saw Arkansas and South Carolina become the first members added in SEC history. Under NCAA regulations, a conference with 12 members may play an additional football game to determine its champion, provided the regular season is played in divisions.

The participants of the game are determined each year during the eight-game regular-season conference schedule as the teams with the best overall SEC winning percentage in each division.

The 2017 SEC Championship Game was the highest rated game in the nation for the entire regular season. No. 7 Georgia's 28-7 win over No. 2 Auburn drew an average overnight rating of 8.4 and 18 share, the best for CBS since 2013, when the Iron Bowl drew an 8.6/18 rating and share. Those figures are up 20 percent from last year's SEC Championship Game between Alabama and Florida (7.0/15).

The 2009 SEC Championship Game earned an 11.8 rating and a 24 share, marking the highest-rated SEC Championship Game in history. The game matched the No. 1 Florida Gators (12-0) vs. the No. 2 Alabama Crimson Tide (12-0).

The SEC Championship Game has drawn 24 capacity crowds in its 26-year history. Only 1993 (Birmingham) and 1995 (Atlanta) were not sellouts.

The SEC, along with AMB Sports & Entertainment (AMBSE) and the Georgia World Congress Center Authority (GWCCA), have an agreement to host the SEC Championship Game at Mercedes-Benz Stadium in Atlanta through 2026. The new agreement allows the SEC the option of adding up to two successive five-year extensions.

The Georgia Dome hosted the SEC Championship Game for 23 years beginning in 1994, with capacity crowds in the last 21 consecutive years. By the end of the new agreement, including options, the Championship will have been played in Atlanta a total of 43 years.

ARKANSAS IN THE SEC CHAMPIONSHIP GAME

2006: Florida 38, Arkansas 28

Florida scored a touchdown with nine minutes left in the game and held on for the 38-28 victory over Arkansas. Down 17-7 at the half, Arkansas took a 21-17 third-quarter lead on a two-yard reception by Felix Jones and a 40-yard interception return by Antwain Robinson. Arkansas could have had a chance to build on the lead, but the Gators recovered a fumbled punt in the end zone to move back in front 24-21 with 3:47 left in the third period. Percy Harvin, who scored on a 37-yard pass from Chris Leak in the second quarter, scored on a 67-yard run early in the fourth to put Florida up 31-21. Jones scored his second touchdown on a 29-yard pass from Cedric Washington to cut the margin to three. Darren McFadden finished with 73 yards on 15 carries and Jones 57 on 13. Casey Dick was 10-of-22 passing for 148 yards with a touchdown and two interceptions. Harvin had 105 yards on six carries for Florida, which went on to win the national title at 13-1, while Leak was 16-of-30 for 189 yards with a touchdown and two interceptions.

2002: Georgia 30, Arkansas 3

Georgia scored on its first five possessions for a 23-0 halftime lead and posted a 30-3 victory. Georgia claimed the SEC title just 75 miles from its Athens campus. Musa Smith rushed for 106 yards and two touchdowns. David Greene threw for 237 yards and a score, earning the game's MVP award. Terrence Edwards had seven catches for 92 yards, becoming the SEC's career leader in receiving yards. Arkansas had won six in a row to earn its second trip to the league championship game. The Razorbacks had a punt blocked by Decory Bryant on their first possession and Thomas Davis scooped up the loose ball and ran to the Arkansas 2-yard line. On Georgia's next possession, Smith, who scored after the blocked punt, finished off the drive with a 17-yard scoring run. Georgia's next three possessions ended with field goals by Billy Bennett, who connected from 29, 42 and 39 yards to provide the halftime margin. Arkansas led the SEC in rushing offense with an average of 243 yards per game but managed just 65 against Georgia. Fred Talley, a 1,000-yard rusher, was held to 51 yards on 17 carries while Matt Jones managed only 12 yards on nine carries. Jones completed 9-of-17 passes for 60 yards.

1995: Florida 34, Arkansas 3

A prime-time (ABC) television audience and a sell-out crowd (71,325) in the Georgia Dome saw Florida post a 34-3 victory. Florida out-gained Arkansas by only 97 yards, 396-299, but the Gators committed no turnovers while Arkansas lost the ball four times. Arkansas got on the scoreboard first when Todd Latourette kicked a 36-yard field goal with 7:26 left in the first quarter. The Razorbacks were dealt some bad news on that drive, however. Sophomore running back Madre Hill, who finished third in the conference in rushing, was lost for the game with a knee injury.



2018 SEC CHAMPIONSHIP

Date: Saturday, December 1
 Site: Mercedes-Benz Stadium; Atlanta, Ga.
 Capacity: 73,000
 Time: 4 p.m. ET
 Television: CBS Sports



SEC Ticket Office
 2201 Richard Arrington Blvd. North
 Birmingham, AL 35203
 (205) 458-3000
www.secticketoffice.com

Mercedes-Benz Stadium Contract: Through 2026 game
 CBS Sports Contract: Through 2024 game
 Highest TV Rating: 11.8 (24 share) - 2009
 Largest Crowd: 83,091 (Alabama vs. Florida, Legion Field) - 1992
 Largest Georgia Dome Crowd: 75,892 (Alabama vs. Florida) - 2008
 2017 Mercedes-Benz Stadium Crowd: 76,534

ALL-TIME RESULTS

Since the first SEC Championship Game in 1992, there have been record crowds, millions of television viewers and eventual national champions.

Year	Result	Site	Attendance
1992	Alabama 28, Florida 21	Birmingham	83,091
1993	Florida 28, Alabama 13	Birmingham	76,345
1994	Florida 24, Alabama 23	Atlanta	74,751
1995	Florida 34, Arkansas 3	Atlanta	71,325
1996	Florida 45, Alabama 30	Atlanta	74,132
1997	Tennessee 30, Auburn 29	Atlanta	74,896
1998	Tennessee 24, Mississippi St. 14	Atlanta	74,795
1999	Alabama 34, Florida 7	Atlanta	74,309
2000	Florida 28, Auburn 6	Atlanta	73,427
2001	LSU 31, Tennessee 20	Atlanta	74,843
2002	Georgia 30, Arkansas 3	Atlanta	74,835
2003	LSU 34, Georgia 14	Atlanta	74,913
2004	Auburn 38, Tennessee 28	Atlanta	74,892
2005	Georgia 34, LSU 14	Atlanta	73,717
2006	Florida 38, Arkansas 28	Atlanta	73,374
2007	LSU 21, Tennessee 14	Atlanta	73,832
2008	Florida 31, Alabama 20	Atlanta	75,892
2009	Alabama 32, Florida 13	Atlanta	75,514
2010	Auburn 56, South Carolina 17	Atlanta	75,802
2011	LSU 42, Georgia 10	Atlanta	75,515
2012	Alabama 32, Georgia 28	Atlanta	75,624
2013	Auburn 59, Missouri 42	Atlanta	75,632
2014	Alabama 42, Missouri 13	Atlanta	73,526
2015	Alabama 29, Florida 15	Atlanta	75,320
2016	Alabama 54, Florida 16	Atlanta	74,632
2017	Georgia 28, Auburn 7	Atlanta	76,534



DAMANI
CARTER

JARED
CORNELIUS

RYDER
LUCAS

DEION
MALONE

TYLER
PHILLIPS

SANTOS
RAMIREZ

KEVIN
RICHARDSON III

TY
STOREY

BRIAN
WALLACE

ARMON
WATTS

