

2021

## Arkansas Razorback Men's Golf Record Book, 2020-2021

University of Arkansas, Fayetteville. Athletics Media Relations

Follow this and additional works at: <https://scholarworks.uark.edu/golf-men>

---

### Citation

University of Arkansas, Fayetteville. Athletics Media Relations. (2021). Arkansas Razorback Men's Golf Record Book, 2020-2021. *Arkansas Men's Golf*. Retrieved from <https://scholarworks.uark.edu/golf-men/>  
14

This Periodical is brought to you for free and open access by the Athletics at ScholarWorks@UARK. It has been accepted for inclusion in Arkansas Men's Golf by an authorized administrator of ScholarWorks@UARK. For more information, please contact [scholar@uark.edu](mailto:scholar@uark.edu).



**SEGUNDO OLIVA PINTO**  
2021 SEC CHAMPION  
2021 1ST TEAM ALL-SEC

**JULIÁN PÉRICO**  
2021 PALMER CUP  
2021 ALL-AMERICAN  
2021 2ND TEAM ALL-SEC

**MANUEL LOZADA**  
2021 SEC ALL-FRESHMAN TEAM

# ARKANSAS

RAZORBACK MEN'S GOLF RECORD BOOK THROUGH SUMMER 2021



# ARKANSAS RAZORBACKS

## • GENERAL INFORMATION

Name.....	University of Arkansas
Location.....	Fayetteville, Ark.
Enrollment.....	27,778
Founded.....	1871
Colors.....	Cardinal (PMS 201) and White
Nickname.....	Razorbacks
Conference.....	Southeastern (SEC)
System President.....	Dr. Donald R. Bobbitt (Arkansas, 1980)
Chancellor.....	TBA
Vice Chancellor / Director of Athletics.....	Hunter Yurachek (Guilford, 1990)
Faculty Representative.....	Gerald Jordan (Arkansas, 1970)
Home Course (Yards • Par).....	The Blessings (7,550 • 72)
Athletic Website.....	ArkansasRazorbacks.com

## • HISTORY %

% - The 2019-20 season was canceled on Mar. 12, 2020. The final two regular-season matches nor the SEC/NCAA postseason were held.

First Year of Golf.....	1947-48
Seasons.....	74th
Overall Conference Championships.....	4
• SWC Championships.....	2 (1958 and 1988 Regular Season)
• SEC Championships.....	2 (1995 and 2019)
Represented at NCAA Postseason.....	38
• Team NCAA Championship Appearances.....	24
- Individual Only NCAA Championship Appearances.....	5
• Team NCAA Regional Appearances (Began in 1989).....	27
- Individual Only NCAA Regional Appearances.....	4
<b>National Runner-Up.....</b>	<b>1 (2009)</b>
<b>NCAA Top 10's.....</b>	<b>9 (1985 • 1987 • 1989 • 1991 • 1992 1993 • 1994 • 2009 • 2013)</b>
NCAA Regional Championships.....	1 (1991)
NCAA Regional Runner-Ups.....	5 (1992 • 2009 • 2013 • 2014 • 2021)
Team Advanced from NCAA Regional to NCAA Championship.....	18
<b>NCAA Individual Champion.....</b>	<b>R.H. Sikes (1963)</b>
<b>NCAA Individual Runner-Up.....</b>	<b>Mason Overstreet (2019)</b>
• NCAA Individual Top 10's.....	7

## • MEN'S GOLF STAFF

<b>Head Coach.....</b>	<b>Brad McMakin</b>
• Alma Mater/Year.....	Oklahoma, 1991
• As Head Coach.....	26th Season
• at Arkansas.....	16th season
Associate Head Coach.....	Barrett Lais (Arkansas, 2008 • 12th season)
Director of Operations.....	Kelly Nielsen (Kent State, 2018 • 4th season)

## • ATHLETICS COMMUNICATIONS

Associate AD/Communications.....	Kyle Parkinson
Associate Communications Director/MGolf Contact.....	Mike Cawood
• Email.....	tmcawood@uark.edu
• Cell Phone.....	479-236-2090
• Office Phone.....	479-575-3114
• Office Fax.....	479-575-7481
SID Mailing Address.....	PO Box 7777 • Fayetteville, Ark. • 72701
SID Overnight Address.....	350 North Razorback Road • Fayetteville, Ark. • 72701

• SPECIAL THANKS TO VICTORIA GUERRA FOR RESEARCH ASSISTANCE •

## TABLE OF CONTENTS

### PROGRAM OVERVIEW

Quick Facts • Table of Contents.....	1
Arkansas By the Numbers.....	2
#ProHogs.....	3-4
Blessings Golf Club • Home of Razorback Golf.....	5-6
Smith Training Facility.....	7-8

### RAZORBACK NCAA/AMATEUR SUCCESS

R.H. Sikes • 3x National Champion.....	9
Mason Overstreet • 2017 NCAA Runner-Up.....	10
2009 Razorbacks • 2019 NCAA Runner-Up.....	11
Arkansas in the NCAA.....	12
Razorbacks Amateur Success.....	13-14

### RAZORBACK HONORS

Razorback All-Americans.....	15
Razorback All-Conference.....	16
Razorback Honors • All-Region / Conference Honors / Academic All.....	17
Razorback Honors • Conference Honors / National Academic Honors.....	18
Razorback Honors • Academic All-SEC Honors.....	19
Razorback Wins • Individual and Team.....	20
Razorback Championship Teams.....	21-22

### THE COACHES

Head Coach Brad McMakin • Assistant Coach Barrett Lais.....	23
---	----

### RAZORBACK HISTORY

Arkansas Through the Years.....	24
Razorback Letterwinners.....	25-26
All Time Results.....	27-34
Lowest Individual Scores (18 - 36 - 54 - 72).....	35-36
Most Top 10's (Season - Career).....	36
Yearly Stroke Average Leaders.....	36
Season • Career Stroke Average Leaders.....	36
Miscellaneous Season • Career Leaders.....	37
Lowest Team Scores (9 - 18 - 36 - 54 - 72).....	38

### ARKANSAS SEC HISTORY

- Results / Best Scores.....	39
- Individual Bests.....	40
- Year-By-Year Results.....	41-42

### ARKANSAS NCAA REGIONAL HISTORY

- Results / Best Scores.....	43
- Individual Bests.....	44
- Year-By-Year Results.....	45-46

### ARKANSAS NCAA CHAMPIONSHIP HISTORY

- Results / Best Scores.....	47
- Individual Bests.....	48
- Year-By-Year Results.....	49-50

<b>1</b>	Walker Cup Played
<b>2</b>	Conference Players of the Year
<b>4</b>	Individual Conference Champions • Conference Freshmen of the Year • Conference Scholar-Athletes of the Year • Conference Team Titles
<b>5</b>	Conference Team Championships
<b>6</b>	Palmer Cups Played
<b>13</b>	Straight NCAA Postseason Appearances Through 2019*
<b>17</b>	Advanced to NCAA Championship from NCAA Regional
<b>18</b>	PGA Tour Wins (2 Majors)
<b>24</b>	NCAA Team Championship Appearances since 1971
<b>30</b>	All-Region Honors
<b>38</b>	NCAA Postseason Appearances
<b>43</b>	All-American Honors
<b>48</b>	Team Titles since 1983-84
<b>54</b>	Individual Titles (on record)
<b>67</b>	All-Conference Honors
<b>145</b>	SEC Academic Honors

## RAZORBACK ALL-AMERICANS BY YEAR


1963	R.H. Sikes
1984	Mike Swartz
1985	Tim Crockett
1986	Mike Swartz
1987	John Daly • Chris Little
1988	Chris Little • Greg Reid
1989	Jack O'Keefe
1991	Jack O'Keefe • Brenden Pappas
1992	Jack O'Keefe • Deane Pappas • David White
1993	Jack O'Keefe • Bud Still • David White
1994	Bud Still
1995	Bud Still
1996	Bud Still
2000	Craig Lile
2001	Craig Lile
2003	Andrew Dahl
2007	Andrew Landry
2008	Andrew Landry
2009	Andrew Landry • David Lingmerth
2010	David Lingmerth
2011	Sebastian Cappelen • Austin Cook
2012	Sebastian Cappelen • Ethan Tracy
2013	Sebastian Cappelen • Nicolas Echavarria
2014	Sebastian Cappelen
2015	Taylor Moore
2016	Taylor Moore • Charles Kim
2017	Mason Overstreet
2018	Alvaro Ortiz
2020	William Buhl
2021	Julian Perico

## RAZORBACK ALL-CONFERENCE BY YEAR

1981	Bruce Jenkins • Bob Sauerberg (rv)
1982	Mick Brethower (rv)
1984	Mike Grob • Sean Pappas • Mike Swartz
1985	Tim Crockett • Sean Pappas • Mike Swartz
1987	John Daly • Chris Little • John Sadie
1988	Chris Little • Greg Reid • John Sadie
1989	Greg Reid
1991	Jack O'Keefe • Deane Pappas
1992	Dean Pappas (1st) • David White (2nd) Jack O'Keefe (2nd)
1993	David White (1st) • Jack O'Keefe (1st) Bud Still (2nd)
1994	Bud Still (1st)
1995	Bud Still (1st) • Steven Bright (2nd) Tag Ridings (2nd)
1996	Bud Still (1st) • Tag Ridings (2nd)
1997	Tag Ridings (2nd)
1998	Craig Lile (1st) • Rich Morris (2nd)
1999	Rich Morris (2nd)
2000	Craig Lile (1st)
2001	Craig Lile (1st)
2003	Andrew Dahl (1st)
2004	Andrew Dahl (1st)
2005	Matt Bortis (2nd)
2006	Matt Bortis (2nd)
2007	Andrew Landry (2nd)
2008	Andrew Landry (2nd) • Sam Chavez (FR)
2009	Andrew Landry (1st) • David Lingmerth (2nd) Ethan Tracy (FR)
2010	David Lingmerth (1st) • Austin Cook (FR)
2011	Sebastian Cappelen (2nd & FR) • Ethan Tracy (2nd)
2012	Sebastian Cappelen (1st) • Ethan Tracy (1st) Kolton Crawford (FR)
2013	Sebastian Cappelen (1st) • Taylor Moore (FR)
2014	Sebastian Cappelen (1st)
2015	Taylor Moore (2nd)
2016	Taylor Moore (2nd)
2017	Luis Garza (FR)
2018	Alvaro Ortiz (2nd)
2019	Julian Perico (FR)
2020	Julian Perico (1st) • William Buhl (2nd)
2021	Segundo Oliva Pinto (1st) • Julian Perico (2nd)

### \* PLEASE NOTE

Due to COVID-19, the 2019-20 season was canceled by the NCAA/SEC with two regular-season tournaments remaining. The NCAA also announced on March 12 that all NCAA winter and spring championships were canceled.



**JOHN DALY**

1991 PGA Championship winner  
1991 PGA Rookie of the Year  
1995 Open Championship winner  
2004 PGA Comeback Player of the Year  
Five-Time PGA Tour Winner



**MILLER BARBER**

11-time PGA Tour Winner from 1964 to 1978  
24-time PGA Champions Tour Winner from 1981 to 1989  
Holds record with 1,297 combined PGA & Champions Tour starts



**DAVID LINGMERTH**

PGA Tour Winner • 2015 Memorial Tournament




**R.H. SIKES**

Two-Time PGA Tour Winner  
1964 Golf Digest PGA Rookie of the Year



**ANDREW LANDRY**

Two-time PGA Tour Winner  
2018 Valero Texas Open  
2020 The American Express



**AUSTIN COOK**

PGA Tour Winner • 2017 RSM Classic

# RAZORBACKS ON THE PGA TOUR

## MILLER BARBER

Arkansas Golf 1953-1954  
1954 graduate

Texarkana, Texas (Texas HS)

- Texas Golf Hall of Fame, 1986
- University of Arkansas Sports Hall of Honor, 1990
- Arkansas Golf of Fame, 1997
- Texas Sports Hall of Fame, 1996
- PGA Tour

- ^ Spent four years in the Air Force before turning pro in 1958
- ^ 1st PGA Tour win - 1964 at the Cajun Classic Open Invitational
- ^ Won the World Open Golf Championship, the longest regulation tournament in PGA Tour history (144 holes)
- ^ Over his career, he won 11 PGA Tour events and had seven Top 10 finishes at major championships
- ^ Tallied 24 Senior PGA tour wins
- ^ Holds record for combined PGA Tour and Champions Tour starts at 1,297

## SEBASTIAN CAPPELEN

Arkansas Golf 2011-14

Graduated in 2014 with a degree in Business Economics  
Odense, Denmark ((Sct. Knuds Gymnasium))

- PGA Tour
- ^ Earned PGA card in 2019
- ^ Has two professional wins

## AUSTIN COOK

Arkansas Golf 2010-13

Graduated in 2013 with a degree in biology  
Jonesboro, Ark. (Jonesboro HS)

- PGA Tour
- ^ Earned PGA card in 2017
- ^ Won the 2017 RSM Classic
- ^ Nominee for 2018 PGA Rookie of the Year
- ^ Has one PGA Tour runner-up finish and 24 Top 25's

## JOHN DALY

Arkansas Golf 1986-88

Dardanelle, Ark. (Dardanelle HS)

- University of Arkansas Sports Hall of Honor, 1994
- Arkansas Golf of Fame, 2002
- PGA Tour

- ^ Earned PGA card in 1991
- ^ Two-time major championship winner
  - PGA Championship winner - 1991
  - British Open Championship winner - 1995
- ^ PGA Rookie of the Year - 1991
- ^ PGA Comeback Player of the Year - 2004
- ^ Won five times on the PGA Tour, three times on European Tour and once on Asian Tour
- ^ PGA Champions Tour Winner - 2017
- ^ Total of 20 professional wins

## ANDREW LANDRY

Arkansas Golf 2007-09

Graduated in 2009 with a degree in communications  
Port Neches, Texas (Port Neches-Groves HS)

- PGA Tour
- ^ Earned PGA card in 2016
- ^ Won the 2018 Valero Texas Open
- ^ Won the 2020 The American Express
- ^ Has four professional wins
- ^ Has one PGA Tour runner-up finishes and 14 Top 25's

## DAVID LINGMERTH

Arkansas Golf 2008-10

Graduated in 2009

Tranas, Sweden (Klippans Gymnasiekola)

- PGA Tour
- ^ Earned PGA card in 2013
- ^ Won the 2015 Memorial Tournament
- ^ Has three PGA Tour runner-up finishes and 39 Top 25's
- ^ Has two professional wins
- ^ Represented Sweden at the 2016 World Cup

## TAYLOR MOORE

Arkansas Golf 2013-16

Graduated in 2016 with a degree in sport management  
Edmond, Okla. (Memorial HS)

- PGA Tour
- ^ Earned PGA card in 2021
- ^ Has one professional win

## JACK O'KEEFE

Arkansas Golf 1989-93

Graduated in 2010 with a degree in education  
Little Rock, Ark. (Fair HS)

- Arkansas Golf of Fame, 2016
- University of Arkansas Sports Hall of Honor, 2017
- PGA Tour
- ^ Earned PGA card in 1997
- ^ Recorded two PGA Tour Top 25 finishes in 1997
- ^ Played professionally for 10 years

## BRENDEN PAPPAS

Arkansas Golf 1990-93

Graduated in 1993 with a degree in retail marketing  
Phalaborwa, South Africa (Frans du Troit HS)

- University of Arkansas Sports Hall of Honor, 2007
- PGA Tour
- ^ Earned PGA card in 2002
- ^ Had five Top 10 finishes on PGA Tour in 2003
- ^ Recorded 21 career PGA Tour Top 25 finishes
- ^ Played professionally for 10 years

## DEANE PAPPAS

Arkansas Golf 1989-92

Phalaborwa, South Africa (Frans du Troit HS)

- University of Arkansas Sports Hall of Honor, 2002
- PGA Tour
- ^ Earned PGA card in 2000
- ^ Tied for 2nd at 1999 PGA Qualifying School
- ^ Recorded seven career PGA Tour Top 25 finishes
- ^ Has five career professional wins

## TAG RIDINGS

Arkansas Golf 1993-97

Graduated in 1997 with a degree in marketing  
Tulsa, Okla. (Memorial HS)

- University of Arkansas Sports Hall of Honor, 2019
- PGA Tour
- ^ Earned PGA card in 2004
- ^ Has recorded 25 career PGA Tour Top 25 finishes
- ^ Has two professional wins

## R.H. SIKES

Arkansas Golf 1961-63

Graduated in 1963

Springdale, Ark. (Springdale HS)

- Arkansas Sports Hall of Fame, 1989
- University of Arkansas Sports Hall of Honor, 1995
- Arkansas Golf of Fame, 2002
- Southwest Conference Hall of Fame, 2016
- PGA Tour
- ^ Earned PGA card in 1964
- ^ 1964 Golf Digest's Rookie of the Year
- ^ Won the 1964 Sahara Invitational and 1966 Cleveland Open
- ^ Won 1962 Arizona Open as an amateur
- ^ Won the 1961 Southern California PGA Championship

## ETHAN TRACY

Arkansas Golf 2009-12

Graduated in 2013 with a degree in kinesiology  
Hilliard, Ohio (Hilliard Darby HS)

- PGA Tour
- ^ Earned PGA Card in 2018
- ^ Played in 25 PGA Tour events and has two Top 25 Finishes



TAYLOR MOORE

2021 Korn Ferry Tour winner and 2022 PGA TOUR Member



CHAMPIONS



KORN FERRY TOUR



LATINOAMERICA



MASON OVERSTREET

Won his first title at first career pro event played in 2021



ALVARO ORTIZ

Top 5 on 2021 PGA LA Tour to earn 2022 Korn Ferry card



TAG RIDINGS

2021 Korn Ferry Tour winner

# BLESSINGS GOLF CLUB / HOME OF RAZORBACK GOLF



Blessings Golf Club, opened in 2004, was developed by Tyson Foods Chairman Mr. John Tyson with the vision of being a club of comfort to its members and their guests by providing a superior golfing experience designed to test championship golfers on every shot. The Club is located in Johnson, Arkansas, and is the home to the University of Arkansas Men's and Women's Golf Teams.

The impeccably maintained course stretches to over 7,900 yards from the back tees and plays through two distinct landforms – the Clear Creek floodplain and a plateau that rises to 65 feet above the floodplain where it's bisected by a series of ravines. Both the outward and inward nines climb up and down between the two topographies, creating drama and variety on each hole. The course was originally designed by architect Robert Trent Jones, Jr., with a redesign recently completed by noted architect Kyle Phillips. Phillips started work in 2015, and the project almost was complete in 2016 when extreme flooding covered several lower parts of the course along a creek. The redesign stretched into 2017.

The Blessings has a course rating of 80.9 and slope of 155 off the longest tees, marking it as among the most difficult golf courses in the world. (The average slope rating for a U.S. course is 113.) In fact, the 483-yard, par 4 might be one of the toughest opening holes in the game according to Golfweek.

The extensive practice areas are unrivaled and provide both indoor and outdoor facilities. The Indoor Short Game Practice and Fitness Facility includes a 9,000 square foot short game practice area with a 3,000 square foot putting and chipping green designed by Dave Pelz. The facility also provides a state-of-the-art 2,000 square foot fitness facility.

The Razorback Center houses five indoor hitting bays and one private teaching bay with video analysis equipment. The building also includes locker facilities and a break room for the University of Arkansas golf teams.

The outdoor practice areas feature a range with multiple teeing areas and numerous range targets to allow realistic practice sessions. The short game facilities include several bentgrass putting and short game greens as well as a bermudagrass green. A separate three-acre short game practice area has also been added which features practice greens that are 4,500 and 16,000 square feet in size, practice bunkers and a putting green.

The clubhouse, a Marlon Blackwell design, has won numerous awards including recognition by Architectural Digest as one of the top golf clubhouses in the world. Amenities include a well-appointed golf shop, locker facilities, multiple dining venues and a pool.

The Blessings has hosted the 2012 SEC Women's Championship, the 2013 NCAA Fayetteville Men's Golf Regional and the 2019 NCAA Division I Women's and Men's Golf Championships.

The course contact is Richard Cromwell, CCM, PGA, General Manager/COO; and Justin Sellin, PGA, Head Golf Professional.



**MR. JOHN TYSON**, founder and owner of Blessings Golf Course, addresses media and local dignitaries at a 2019 NCAA Championship event.

<b>HOST 2012 WOMEN'S SEC CHAMPIONSHIP</b>	
Winner: Auburn	306-297-313=916 (+52)
Runner-Up: Arkansas	309-295-313=917 (+53)
Medalist: Patricia Sanz (Auburn)	69-73-77=219 (+3)
<b>HOST 2013 NCAA FAYETTEVILLE REGIONAL</b>	
Winner: Illinois	282-292-289=863 (-1)
Runner-Up: Arkansas	290-283-293=866 (+2)
Medalist: Mario Clemens (SMU)	70-70-73=213 (-3)
<b>HOST 2019 NCAA DIVISION I WOMEN'S GOLF CHAMPIONSHIP</b>	
Stroke Play Leader: Texas	302-294-287=883 (+7)
NCAA Champion: Duke	def. Wake Forest 3-2
Medalist: Maria Fassi (Arkansas)	72-72-68=211 (-8)
<b>HOST 2019 NCAA DIVISION I MEN'S GOLF CHAMPIONSHIP</b>	
Stroke Play Leader: Oklahoma State	290-276-286-284=1136 (-16)
NCAA Champion: Stanford	def. Texas 3-2
Medalist: Mathew Wolfe (Oklahoma State)	73-66-70-68=278 (-10)



## BLESSINGS COLLEGIATE INVITATIONAL

- Arkansas will once again host **THE MOST UNIQUE** collegiate golf tournament this fall – the Blessings Collegiate Invitational, presented by Tyson Foods, Oct. 4-6 at Blessing Golf Club – home of the Razorback men's and women's golf programs.
- For the second consecutive year, GOLF Channel will televise the event live each day.
- The Blessings Collegiate Invitational is a 54-hole stroke play competition, with the men's and women's teams competing on the same course, at the same time and in the same conditions throughout the week. At the end of the competition there will be six champions declared including men's individual, women's individual, men' team, women' team, man/woman "best ball" and men's/women's combined team.
- The 2021 field includes Arizona, Arkansas, Houston, Illinois, Louisville, North Carolina, Ole Miss, Tennessee, Texas Tech and UCLA.**
- Last year due to COVID-19, the inaugural BCI featured all 14 SEC teams. Winners included: Alabama men; Alex Goff (Kentucky) men's medalist; Arkansas women; Brooke Matthews (Arkansas) women's medalist; Arkansas won the men's/women's combined team and Arkansas' Matthews and Julian Perico won the men's/women's "best ball."

### Results

Year	Men's Champion	Men's Medalist	Women's Champion	Women's Medalist	Combined Team Champion	Combined Best Ball
2021	Alabama (+4)	Alex Goff, Kentucky (-6)	Arkansas (E)	Brooke Matthews, Arkansas (-10)	Arkansas (+4)	Julian Perico/Brooke Matthews, Arkansas (-22)



# BLESSINGS GOLF CLUB / HOME OF RAZORBACK GOLF

Hole	1	2	3	4	5	6	7	8	9	10	11	12	13	14	15	16	17	18	Total
Par	4	5	3	4	5	4	4	3	4	5	4	4	3	4	5	4	3	4	72
Yards	470	617	186	405	590	359	515	145	386	605	408	439	225	496	560	460	206	478	7,550

## COURSE RECORD

### OVERALL:

64 Julian Perico (Arkansas) 2020

### COMPETITION:

66 Matthew Wolff (Okla. State @ NCAA) 2019

## HOLE 1

### 470-Yard • Par 4

The long par-4 first hole is one of the most challenging holes on the course. The fairways on 1 and 18 cross, which provides a unique dynamic at the beginning and end of each round. The tee shot must be accurately placed between the wetlands and the tree line and hit long enough to reach the corner of the dogleg. Players choosing a conservative line down the right may not have a clear shot to the green, which is positioned along Clear Creek.

## HOLE 2

### 617-Yard • Par 5

The tee shot on this par 5 must be placed between groups of bunkers to be in position to hit an aggressive uphill second shot. The upper landing area has a fairway that slopes from right to left into a wide green with significant movement. The green is open in the front which allows players the opportunity to run the ball onto the putting surface in two.

## HOLE 3

### 186-Yard • Par 3

The par 3 third hole has a challenging green complex that is nestled along a pond on the left and guarded by deep bunkers on the right and rear. Two separate teeing areas provide variety and substantially different angles of play.

## HOLE 4

### 405-Yard • Par 4

This medium length par 4 requires an accurate tee shot that must challenge a bunker complex on the right to provide the optimum line of play for the second shot. The relatively small green has several demanding hole locations and is situated along a tall rock wall on Clear Creek.

## HOLE 5

### 590-Yard • Par 5

This sweeping dogleg left par 5 requires an accurate tee shot that challenges the inside of the dogleg to provide a chance to reach the green in two. The elevated green has a lot of movement and is well protected by deep greenside bunkers and a large tree in the right-center of the fairway.

## HOLE 6

### 359-Yard • Par 4

Depending on the tee location, the short par 4 may be drivable with a tee shot long enough to carry the cross bunker. While there are no bunkers protecting the elevated green, the false front and steep slopes require an accurate approach shot.

## HOLE 7

### 515-Yard • Par 4

The long dogleg right par 4 plays along Clear Creek on the right side of the hole. The sloping fairway leaves a shot across the creek to a difficult putting surface.

## HOLE 8

### 145-Yard • Par 3

The green on this short par 3 is in a rock quarry with a steep drop-off into Clear Creek on the right. It is one of the most picturesque holes on the course, but an accurate short iron is required to avoid trouble around the well-contoured green.

## HOLE 9

### 386-Yard • Par 4

This par 4 plays significantly uphill and requires a strategically placed tee shot to successfully negotiate the fairway bunkering and to provide the optimum angle of play. The deepest bunkers on the course protect the putting surface.

## HOLE 10

### 605-Yard • Par 5

The back nine starts with a par 5 that plays across ravines that must be negotiated on each shot. A speed slot down the right side of the fairway off the tee will provide additional roll and the possibility of reaching the putting surface on the second shot.

## HOLE 11

### 408-Yard • Par 4

The short par 4 bends slightly to the right away from a grove of pines. Position off the tee is important to provide players the correct angle for the approach. The unique green has plenty of slope and challenging hole locations.

## HOLE 12

### 439-Yard • Par 4

The sharp dogleg right par 4 plays slightly downhill from the left tee and back uphill into the green. The green is surrounded by bunkers and features a false front and a lower back section of the putting surface.

## HOLE 13

### 225-Yard • Par 3

This par 3 is the longest on the course and requires a carry over a ravine to a putting surface with three distinct levels. Putting from the wrong level can present significant challenges.

## HOLE 14

### 496-Yard • Par 4

The long par 4 plays significantly downhill and provides the best views on the course. Players trying to cut the corner of the dogleg off the tee will need a properly flighted tee shot across the ravine and bunkers to a narrow landing area. The wide, sloping green is protected by a ravine and bunker in the front and a steep cliff behind the green.

## HOLE 15

### 560-Yard • Par 5

A risk-reward par 5, the tee shot plays downhill to a landing area that features a tree in the middle of the fairway. A properly positioned tee shot will open an angle to run the ball onto the green with the second shot. The large green has a wide variety of interesting hole locations with a deep collection area to the right and a 20' tall rock wall dropping into Clear Creek to the left.

## HOLE 16

### 460-Yard • Par 4

The long par 4 starts a challenging three hole stretch back to the clubhouse. A well-positioned tee shot will allow the proper approach angle into the green. The green drops off into collection areas in the front, right and over the green. Balls landing too far left on the green will roll off into a sand bunker.

## HOLE 17

### 206-Yard • Par 3

The last par 3 requires a tee shot along and across Clear Creek to a green situated just off the creek bank. The prevailing wind blows into the golfer and off the creek, requiring the golfer to match the proper line and distance on the shot into the narrow, angled green.

## HOLE 18

### 478-Yard • Par 4

The final par 4 is the best one on the course. A properly played tee shot must carry Clear Creek and a wetlands area, to an angled fairway that is protected by several bunkers. The second shot is played uphill into a green with strategic hole locations and the backdrop of the clubhouse.



**THE BLESSINGS • FRED AND MARY SMITH TRAINING FACILITY**



# FRED AND MARY SMITH TRAINING FACILITY



# Sikes Wins Crown On 1st Extra Hole

**W**ICHITA, Kan., June 22 (AP).—R. H. Sikes won the National Collegiate Athletic Association individual golf championship Saturday, 1 up in 37 holes, over John Lotz of San Jose State.

Sikes, playing for the University of Arkansas, won with a birdie-three on the par 4, first hole of the Wichita Country Club course.

The second round of the championship match featured a hole-in-one by Sikes on the 11th hole, a par-3 measuring 155 yards.

Sikes had led most of the day until the 14th hole where Lotz pulled even with a par 4 to Sikes' bogey 5.

Sikes' ace on the 155-yard 11th put him 3 up on Lotz, but the Californian pulled even on the 14th and went one up on the 16th. Sikes won the 18th with a par 4 and the title match went into extra holes.

For the 36 holes of championship play, Sikes was 3-under-par, shooting a 68 in the first round and a 69 in the second. Lotz had a first round 71 and a second round 67.



## 1963 NCAA CHAMPIONSHIP

June 17-22, 1963

Wichita St. Country Club, Wichita, Kan.

1. **R.H. Sikes** (Led after 2 Rds of Stroke) ..... 69-70=139

**MATCH PLAY RESULTS:**

3rd Round: def. Harry Hoskins (Texas A&M), 5 & 4

Quarterfinal: def. Bobby Greenwood (North Texas), 2 & 1

Semifinal: def. Pat Thompson (Texas), 5 & 4


**FINAL** def. John Lotz, (San Jose St.), 1 up, 37 holes



## R.H. SIKES A THREE-TIME NATIONAL CHAMPION

- Individual **NCAA CHAMPION** at the 1963 NCAA Golf Championships.
- **Back-to-back Amateur Public Links Champion** (1961 and 1962).
  - ^ Won the 1961 Amateur Public Links as a 21-year old UA student. He overcame a three-hole deficit to defeat John Molenda, 4 & 3.
  - ^ In 1962, became only the second man to defend his Amateur Public Links title, defeating Hung Soo Ahn, 2 & 1, in the 36-hole final.
- In 1962 he advanced to the fifth round of the U.S. Amateur Championship for the second-straight year and was selected to represent the United States in the World Amateur Team Championship.
- In 1963, he was the runner-up in the U.S. Amateur Championship.
- Ranked as high as #3 amateur in the nation in 1963, played in The Masters twice as an amateur (T46 in 1963 and 1964) and was quarterfinalist at the 1963 British Amateur.
- Member of the U.S. Nation team at the 1962 Eisenhower Trophy (U.S. won), 1963 Walker Cup (U.S. won 12-8) and 1963 Americas Cup (U.S. won.)
- Member of the Arkansas Sports Hall of Fame, Arkansas State Golf Association Hall of Fame (ASGA), University of Arkansas Sports Hall of Honor and the Springdale Bulldog Hall of Fame.

# MASON OVERSTREET / 2017 NCAA RUNNER-UP



## OVERSTREET FINISHES RUNNER-UP AT NCAA CHAMPIONSHIP

**SUGAR GROVE, III.** – University of Arkansas freshman Mason Overstreet made a surge during the final day of the NCAA National Championship, finishing runner-up at Rich Harvest Farms for the second-best individual finish in program history.

Overstreet becomes the second player in school history to finish inside the top five at the National Championship, joining R.H. Sikes who won the program's only National Title in 1963.

"What Mason accomplished this week is incredible," said Arkansas head coach Brad McMakin after the championship. "He never lost focus or let the moment get to him. He is a special player and this is just the beginning of a great career."

Entering the final round six shots off the lead, Overstreet quickly jumped into contention after birdies on two of the first three holes. As strong winds and high scores brought the leaders back to the field, Overstreet made the turn to the back nine just two shots off the lead and proceeded to hole out from the bunker for birdie on No. 10 to close the gap to one stroke.

After a bogey on 11 and birdie on 12, the Kingfisher, Oklahoma, native found himself alone in second place and chasing Ole Miss' Braden Thornberry. Overstreet would post bogeys on 16 and 17, but he came back with a tap-in birdie on the 72nd hole of the championship to secure a runner-up finish with rounds of 70-68-72-71 - 281 (-7).



## 2017 NCAA CHAMPIONSHIP

May 26-29 - Host: Northern Illinois  
Rich Harvest Farms - Sugar Grove, Ill.  
Par 72 - 7,715 yards

Pl	Player	School	RD1	RD2	RD3	R43	Total	To Par
1	Braden Thornberry *	Ole Miss	66	71	69	71	277	-11
2	<b>Mason Overstreet *</b>	<b>Arkansas</b>	<b>70</b>	<b>68</b>	<b>72</b>	<b>71</b>	<b>281</b>	<b>-7</b>
3	Scottie Scheffler	Texas	68	68	68	78	282	-6
	Theo Humphrey	Vanderbilt	71	72	69	70	282	-6
	Matthias Schwab	Vanderbilt	67	70	70	75	282	-6
6	Rico Hoey	Southern California	74	68	66	76	284	-4
	Dylan Meyer	Illinois	71	67	69	77	284	-4
8	Viktor Hovland	Oklahoma State	68	74	68	75	285	-3
	John Augenstein	Vanderbilt	74	70	69	72	285	-3
	John Oda	UNLV	69	69	72	75	285	-3
11	Ryan Gronlund	Oregon	78	68	70	70	286	-2
	Ben Griffin *	North Carolina	70	72	72	72	286	-2
	Gavin Hall	Texas	73	71	68	74	286	-2
	Blaine Hale	Oklahoma	72	69	70	75	286	-2
	Jimmy Stanger	Virginia	70	71	68	77	286	-2
16	Edoardo Lipparelli	Illinois	70	71	70	76	287	-1
	Dawson Armstrong *	Lipscomb	71	68	72	76	287	-1
	Max McGreevy	Oklahoma	69	72	68	78	287	-1
19	Chun An Yu *	Arizona State	69	73	73	73	288	E
	Sahith Theegala	Pepperdine	71	71	71	75	288	E
	Justin Suh	Southern California	67	70	72	79	288	E
	Jonathan Hardee *	Alabama	69	75	67	77	288	E
23	Cam Norman *	Troy	70	68	77	74	289	+1
	Kyler Tate	UCF	73	66	69	81	289	+1
	Hayden Wood	Oklahoma State	71	72	70	76	289	+1
	Brandon Pierce	LSU	73	68	74	74	289	+1
	Jovan Rebula	Auburn	74	69	71	75	289	+1
28	Cristobal Del Solar	Florida State	71	70	70	79	290	+2
	Hunter Shattuck	Baylor	70	68	75	77	290	+2
	Thomas Walsh	Virginia	74	69	67	80	290	+2
	Matthew Perrine	Baylor	72	67	71	80	290	+2
32	Sam Burns	LSU	71	69	75	76	291	+3
	Grant Hirschman	Oklahoma	73	72	72	74	291	+3
	Jacob Solomon	Auburn	67	74	73	77	291	+3
35	Norman Xiong	Oregon	73	71	73	75	292	+4
	Cheng Jin	Southern California	72	70	71	79	292	+4
	Shintaro Ban	UNLV	70	68	72	82	292	+4
	Cooper Dossey	Baylor	72	70	71	79	292	+4
39	Alex Del Rey Gonzalez *	Arizona State	73	72	70	78	293	+5
	Bobby Bai	UCF	73	69	75	76	293	+5
	Nick Hardy	Illinois	72	71	75	75	293	+5
	Harry Hall	UNLV	72	72	70	79	293	+5
43	Corey Carlson	Florida State	71	73	72	78	294	+6
	Harry Ellis	Florida State	72	66	72	84	294	+6
	Philip Barbaree	LSU	74	68	71	81	294	+6
	Derek Bard	Virginia	73	68	77	76	294	+6
47	Zach Bauchou	Oklahoma State	79	68	74	74	295	+7
	Zachary Olsen	Oklahoma State	69	76	72	78	295	+7
	Luis Gagne	LSU	73	75	70	77	295	+7
	Denzel Jeremia *	Iowa State	73	70	71	81	295	+7
51	Edwin Yi	Oregon	75	74	74	73	296	+8
	Wyndham Clark	Oregon	74	69	72	81	296	+8
	Doug Ghim	Texas	77	70	77	79	296	+8
	Brad Dalke	Oklahoma	70	70	79	77	296	+8
	Danny Walker	Virginia	71	75	72	78	296	+8
56	Joshua McCarthy	Pepperdine	69	75	73	80	297	+9
	Taylor Montgomery	UNLV	72	70	78	77	297	+9
	Garrett May	Baylor	76	75	73	73	297	+9
	Braden Bailey	Baylor	74	76	72	75	297	+9
	Matt Gilcrest	Auburn	69	72	78	78	297	+9
	Trace Crowe	Auburn	73	71	71	82	297	+9
62	Eric Ricard	LSU	75	72	75	76	298	+10
	Patrick Martin	Vanderbilt	69	76	72	81	298	+10
	Ryan Benton	Auburn	73	72	75	78	298	+10
65	Michael Feagles	Illinois	69	76	78	76	299	+11
	Giovanni Tadiotto	Illinois	74	74	71	80	299	+11
	Kristoffer Ventura	Oklahoma State	74	73	73	79	299	+11
	Will Gordon	Vanderbilt	71	79	73	76	299	+11
	Rylee Reinertson	Oklahoma	74	68	74	83	299	+11
70	Clay Feagler	Pepperdine	74	77	76	73	300	+12
	Sean Crocker	Southern California	74	78	71	77	300	+12
72	Sulman Raza	Oregon	72	77	77	75	301	+13
	Juuso Kahlos	UCF	75	74	74	78	301	+13
	Manuel Elvira	UCF	73	75	75	78	301	+13
	Justin Kim	UNLV	75	74	71	81	301	+13
76	Roy Cootes	Pepperdine	75	70	73	84	302	+14
77	Steven Chervony	Texas	75	77	75	78	305	+17
78	Andrew Levitt	Southern California	71	75	76	85	307	+19
	Bennett Baker	Florida State	76	76	75	80	307	+19
80	Luke Schaap	Virginia	75	81	78	76	310	+22
81	Spencer Soosman	Texas	77	74	79	81	311	+23
	Josh Lee	Florida State	75	79	72	85	311	+23
83	Robert Geibel	Pepperdine	80	79	70	83	312	+24
84	Ryan Stovash	UCF	75	77	83	78	313	+25

# RAZORBACKS 2009 NCAA RUNNER UP

## 2009 NCAA CHAMPIONSHIP

May 26-28, 2009 - **STROKE PLAY** - Host: Toledo  
Inverness Club • Toledo, Ohio  
Par 71 - 7,255 yards

1. Oklahoma State	288-280-281	849	-3
2. Arizona State	294-281-287	862	+10
3. Southern California	305-281-279	865	+13
<b>ARKANSAS</b>	<b>297-283-285</b>	<b>865</b>	<b>+13</b>
Washington	293-286-286	865	+13
6. Michigan	296-285-287	868	+16
7. Texas A&M	298-276-295	869	+17
Georgia	288-285-296	869	+17
9. TCU	299-285-289	873	+21
10. UCF	300-283-291	874	+22
Georgia Tech	301-285-288	874	+22
12. Tennessee	294-289-292	875	+23
13. San Diego	293-293-291	877	+25
14. Duke	297-285-296	878	+26
15. Alabama	298-288-293	879	+27
16. South Carolina	305-286-294	885	+33
17. Iowa	301-296-290	887	+35
18. Chattanooga	292-297-299	888	+36
19. Florida	310-287-292	889	+37
20. Stanford	305-298-288	891	+39
21. Illinois	299-291-302	892	+40
22. Oregon	306-293-298	897	+45
23. Texas Tech	303-292-305	900	+48
UCLA	306-295-299	900	+48
25. Ohio State	294-310-297	901	+49
26. Texas	308-300-295	903	+51
27. Virginia	306-297-301	904	+52
Wake Forest	302-304-298	904	+52
29. Northwestern	298-304-306	908	+56
30. Arizona	310-302-297	909	+57

### ARKANSAS INDIVIDUAL RESULTS

T23 David Lingmerth	75-72-69	216	+3
T27 Ethan Tracy	76-68-73	217	+4
T36 Andrew Landry	75-70-74	219	+6
T47 Jamie Marshall	71-78-71	220	+7
T60 Jason Cuthbertson	77-73-72	222	+9

## 2009 NCAA MATCH PLAY RESULTS

### - QUARTERFINAL • MAY 29 -

#8 Georgia def. #1 Oklahoma State	3-2-0
<b>#4 Arkansas def. #5 Washington</b>	<b>3-2-0</b>
#7 Texas A&M def. #2 Arizona State	3-1-1
#6 Michigan def. #3 Southern Cal	3-2-0

<b>ARKANSAS</b>	def.	Washington	3-2-0
Andrew Landry	lost to	Nick Taylor	4 & 3
David Lingmerth	def.	Richard Lee	2 & 1
Ethan Tracy	lost to	Darren Wallace	6 up
Jason Cuthbertson	def.	Chris Killmer	3 & 2
Jamie Marshall	def.	Tze Huang Choo	3 & 2

### - SEMIFINAL • MAY 29 -


<b>#4 Arkansas def. #8 Georgia</b>	<b>3-1-1</b>
#7 Texas A&M def. #6 Michigan	3-1-1

<b>ARKANSAS</b>	def.	Georgia	3-1-1
Andrew Landry	-TIED	Brian Harman	All Square
David Lingmerth	def.	Hudson Swafford	3 & 2
Ethan Tracy	lost to	Russell Henley	2 & 1
Jason Cuthbertson	def.	Harris English	2 & 1
Jamie Marshall	def.	Adam Mitchell	1 up

### - FINAL • MAY 30 -

<b>#7 Texas A&amp;M def. #4 Arkansas</b>	<b>3-2-0</b>
--	--------------

<b>Texas A&amp;M</b>	def.	<b>ARKANSAS</b>	3-2-0
Bronson Burgoon	def.	Andrew Landry	1 up
Andrea Pavan	def.	David Lingmerth	7 & 6
John Hurley	def.	Ethan Tracy	6 & 4
Matt Van Zandt	lost to	Jason Cuthbertson	3 & 1
Conrad Shindler	lost to	Jamie Marshall	3 & 2



## EPIC FINISH AT NCAA CHAMPIONSHIP

**TOLEDO, Ohio** – Andrew Landry did the improbable.

With the University of Arkansas men's golf team tied at 2-2 with Texas A&M for the 2009 NCAA Championship, Landry rallied from four down to even in his match play dual with the Aggies' Burgoon heading into the final hole.

Unfortunately, he could not do the impossible, which was hit a long putt to match Texas A&M senior Bronson Burgoon's birdie and continue the match into additional holes.

Landry hit a perfect drive down the middle of the par-4 18th hole, but Burgoon pushed his tee shot into the right rough. Landry's approach came to rest on the front fringe about 30 feet from the hole. After Burgoon slashed his second shot out of the rough, the ball landed on the green and trickled toward the hole, almost going in before stopping six inches from the cup.

The match came down to the No. 1 players for both teams after Arkansas' No. 4 and 5 players (Jamie Marshall and Jason Cuthbertson) won their matches.

The runner-up finish for Arkansas capped off one of the most impressive seasons in school history and the campaign to the championships was loaded with tournament victories, individual accolades and consistent top 20 rankings.

Arkansas' road to the championship began in the fall with victories at the Maryland and the Fighting Irish Invitationals. Ethan Tracy captured his first career collegiate win at the first tournament of the year winning at Maryland. The Razorbacks finished the fall season ranked No. 6 in the nation with only one finish out of the top six.

For the year, **Andrew Landry and David Lingmerth** each had four top 10 finishes. Landry led the team with a stroke average of 72.39, and Lingmerth came in at 73.04. Other Arkansas key players included seniors **Will Osborne, Allen McFerram and Jason Cuthbertson**; sophomores **Jamie Marshall and Sam Chavez**; and freshmen **Ethan Tracy and Chris Arvidsson**.

Arkansas had a second-place finish at the SEC Championships with a 2-under 862. It was the best performance for the Razorbacks since they took the title thirteen years ago in 1995. McMakin was named SEC Coach of the Year, Landry earned All-SEC first team honors, Lingmerth was selected to the second team and Tracy was named to the SEC All-freshman team.

Following SEC's –and for the fifth straight tournament – Arkansas finished in second place, placing runner-up at the 2009 NCAA South Central Regional Championship.

The Razorbacks closed out the 2008-2009 season with six second-place finishes. Landry earned third team PING All-America honors and Lingmerth taking an honorable mention selection. The Arkansas trio of Landry, Lingmerth and Tracy were each selected to the PING All-Central Region team.



ANDREW LANDRY



DAVID LINGMERTH



ETHAN TRACY



JASON CUTHBERTSON



JAMIE MARSHALL



LAYNE SAVOIE

# ARKANSAS IN THE NCAA

YEAR	REGIONAL – Low Man	NCAA CHAMPIONSHIP – Low Man
1963		<i>Ind. Only</i>
1971		20th
1984	(NOTE: Regional Play Began in 1989)	18th
1985		6th
1986		16th
1987		6th
1988		12th
1989	T-6th Deane Pappas (T3rd)	7th
1990	10th Hans Haas (T21st)	30th
1991	<b>1st</b> Deane Pappas (T2nd) Brenden Pappas (T2nd)	T-9th
1992	<b>2nd</b> Deane Pappas (2nd)	8th
1993	T-6th David White (119th)	7th
1994	5th Tag Ridings (T6th)	4th
1995	13th Bud Still (3rd)	<i>Ind. Only</i>
1996	T-3rd Bud Still (T4th)	11th
1997	4th Tag Ridings (T3rd)	T-16th
1998	T-13th Rich Morris (T41st)	--
1999	8th Phil Walker (T15th)	T-24th
2000	<i>Ind. Only</i> Craig Lile (T3rd)	<i>Ind. Only</i>
2001	<i>Ind. Only</i> Craig Lile (T30th)	--
2002	--	--
2003	T7th Andrew Dahl (T1h)	27th
2004	17th Andre Dahl (T45th)	--
2005	T-6th Matt Bortis (T11th)	T-26th
2006	<i>Ind. Only</i> Matt Bortis (T24th)	--
2007	<i>Ind. Only</i> Andrew Landry (T6th)	--
2008	T-19th David Lingmerth (T20th)	--
2009	<b>2nd</b> David Lingmerth (T5th)	<b>2nd (T3rd Stroke)</b>
2010	8th Jamie Marshall (T13th)	--
2011	5th Ethan Tracy (T12th)	15th
2012	6th Ethan Tracy (8th)	--
2013	<b>2nd</b> Austin Cook (T2nd)	10th
2014	<b>2nd</b> Kolton Crawford (5th)	T-18th
2015	11th Alvaro Ortiz (T34th)	--
2016	<b>T-2nd</b> Taylor Moore (T5th)	12th
2017	12th Mason Overstreet (6th)	<i>Ind. Only</i>
2018	T-4th Alvaro Ortiz (T12th)	12th
2019	6th Julian Perico (T6th)	<i>Ind. Only</i>
2020	• All NCAA Championships canceled due to COVID-19 •	
2021	<b>2nd</b> Tyson Reeder (2nd)	11th



Due to COVID-19, the NCAA announced on March 12 that all NCAA winter and spring championships were canceled.





# RAZORBACKS IN INTERNATIONAL AMATEUR COMPETITION

## 1963 WALKER CUP - United States wins 12-8

Royal Turnberry • South Ayrshire, Scotland

**R.H. Sikes - Team United States**

- M. Bonallack / S. Murray, Great Britain & Ireland def. B.J. Patton / **R.H. Sikes**, USA: 4&3
- J. Carr, GB&I def. **R.H. Sikes**, USA: 7&5
- B.J. Patton / **R.H. Sikes**, USA def. M. Bonallack / S. Murray, GB&I: 1-up



## ORTIZ WINS 2019 LATIN AMERICA AMATEUR



Alvaro Ortiz shot a final-round, 6-under-par 66 - playing the final seven holes at 5-under par - to win the 2019 Latin America Amateur Championship, played at Teeth of the Dog Golf Course at Casa de Campo. Overall, Ortiz shot rounds of 66, 72, 70 and 66 for a 14-under par total of 274 and two-stroke victory.

With the win, Ortiz, a member of the Razorbacks' golf team from 2015-18, received an invitation to play in The Masters. He was the first player to represent Mexico at The Masters since Victor Regalado in 1979.

Ortiz opened the final round with a birdie on the par-4, 1st hole and he birdied the par-5, 5th. After a bogey on the 8th hole, Ortiz made a clutch putt for par on the 9th hole. He was one stroke back at the turn behind eventual runner-up Luis Gagne, who birdied five of his first 11 holes with no bogeys.

Ortiz began his impressive run to the title with back-to-back impressive approach shots on holes 12 and 13. He would eagle the 12th, to tie Gagne at the time at -11. On the 13th hole from the rough, Ortiz knocked his approach to inside five feet for a birdie. After three pars, the last on the 16th hole which helped him take a one-stroke lead, Ortiz laid up on the short par-4, 17th hole. He nearly holed out from 99-yards out to set up a kick-in birdie and give him a two-stroke lead heading to the 18th hole. On 18, Ortiz split the fairway on the 548-yard, par-5 and reached the green in two. After lagging his eagle putt to a safe distance, Ortiz capped the Championship with a birdie to win the title with a 6-under-par 66 in the final round.

Ortiz led by three strokes after day one with an opening-round, 6-under-par 66. He shot an even-par round of 72 on day two and stood one stroke back. Ortiz posted a 2-under-par 70 in round three and lead by one stroke heading into the final round Sunday.

At the 2019 Masters, Ortiz shot a final-round, 3-under-par 69, which was third-best total on the day. Overall, Ortiz was 2-under for the Championship, shooting rounds of 73-71-73-69=286 to finish in a tie for 36th. He won the Silver Medal as runner-up for low amateur by one stroke.

A 2018 Arkansas graduate, Ortiz earned a berth to The Masters after winning the 2019 Latin America Amateur Championship in January. Ortiz became just the third Mexican-born golfer to play in The Masters.

## RAZORBACKS AT LAAC

### 2015 LATIN AMERICA AMATEUR

T3	Alvaro Ortiz	Mexico	68	73	71	67	279	-9
T11	Luis Garza	Mexico	72	73	70	72	287	-1

### 2016 LATIN AMERICA AMATEUR

T44	Luis Garza	Mexico	70	79	77	78	304	+16
51	Alvaro Ortiz	Mexico	68	79	--	--		

### 2017 LATIN AMERICA AMATEUR

T2	Alvaro Ortiz	Mexico	71	70	67	71	279	-1
T4	Julian Perico *	Peru	64	75	72	69	280	E
T38	Luis Garza	Mexico	75	69	73	79	296	+16

### 2018 LATIN AMERICA AMATEUR

2	Alvaro Ortiz	Mexico	69	70	70	69	278	-6
T13	Julian Perico *	Peru	76	74	67	68	285	+1
T37	Luis Garza	Mexico	76	74	76	70	296	+12

### 2019 LATIN AMERICA AMATEUR

1	Alvaro Ortiz	Mexico	66	72	70	66	274	-14
T25	Julian Perico	Peru	77	65	74	74	290	+2
T76	Luis Garza	Mexico	80	75	--	--		

### 2020 LATIN AMERICA AMATEUR

T6	Julian Perico	Peru	76	73	72	69	290	+6
T8	Segundo Oliva Pinto *	Argentina	74	72	76	69	291	+7
T80	Luis Garza	Mexico	84	78	--	--		
T86	Juan Camilo Vesga *	Colombia	84	80	--	--		

### 2021 LATIN AMERICA AMATEUR

Not Held Due to COVID-19

\* - prior to enrolling at Arkansas

# RAZORBACKS IN INTERNATIONAL AMATEUR COMPETITION



In 2010, David Lingmerth (second from right) became the first Razorback to participate in the Palmer Cup.



Sebastian Cappelen went 3-1 to help Team Europe win the 2012 Palmer Cup.

## 2010 PALMER CUP - United States wins 13-11

Royal Portrush Golf Club • Portrush, Northern Ireland

**David Lingmerth - Team Europe**

- D. Chung / J. Randolph, USA def. **D. Lingmerth** / P. Spraggs, Europe: 5&4
- D. Chung / J. Randolph, USA def. **D. Lingmerth** / P. Spraggs, Europe: 1-up
- **D. Lingmerth**, Europe def. J. Chin, USA: 2&1
- **D. Lingmerth**, Europe def. J. Randolph, USA: 2-up

## 2011 PALMER CUP - United States wins 13-11

The Stanwich Club • Greenwich, Conn.

**Sebastian Cappelen • Team Europe**

- B. Vongvanij / A. Yun, USA def. **S. Cappelen** / I. Elvira, Europe: 2&1
- **S. Cappelen** / I. Elvira, Europe def. B. Barber / A. Carpenter, USA: 5&3
- **S. Cappelen**, Europe def. R. Henley, USA: 1-up
- **S. Cappelen**, Europe def. R. Henley, USA: 1-up

## 2012 PALMER CUP - Europe wins 13.5-10.5

Royal County Down Golf Club • Newcastle, Northern Ireland

**Sebastian Cappelen - Team Europe**

- **S. Cappelen** / J. Brun, Europe and D. Ernst / C. Mills, USA: Halved
- P. Rodgers / J. Thomas, USA def. J. Brun / **S. Cappelen**, Europe: 1-up
- **S. Cappelen**, Europe and J. Thomas, USA: Halved
- **S. Cappelen**, Europe def. C. Williams, USA: 3&2

## 2013 PALMER CUP - United States wins 20.5-9.5

Wilmington Country Club • Wilmington, Del.

**Sebastian Cappelen - Team Europe**

- **S. Cappelen** / G. Eason, Europe def. D. Berger / S. Dale, USA: 1-up
- B. Wyatt / S. Dale, USA def. P. Widegren / **S. Cappelen**, Europe: 5&4
- B. Wyatt, USA def. **S. Cappelen**, Europe, 3&2
- J. Thomas, USA def. **S. Cappelen**, Europe, 2&1

## 2018 PALMER CUP - United States wins 38.5-21.5

Evian Resort Golf Club • Évian-les-Bains, France

**Alvaro Ortiz - Team International**

- **A. Ortiz** / M. Fassi, International def. J. Suh / S. Schubert, USA: 2&1
- S. Franken / E. Migliaccio, USA def. **A. Ortiz** / M. Fassi, International: 5&4
- **A. Ortiz** / K.K. Limbhasut, International def. S. Franken / S.M. Lee, USA: 5&4
- Z. Bauchou, USA def. **A. Ortiz**, International: 1-up

## 2021 PALMER CUP - United States wins 33-27

Rich Harvest Farms • Sugar Grove, Ill.

**Julian Perico - Team International**

- P. Coody / G. Kim, USA def. **J. Perico** / P. Roussin-Bouchard, International: 1-up
- R. Castillo / D. Menante, USA def. **J. Perico** / A. Hill, International: 2&1
- R. Hill / J. Johnson, USA def. **J. Perico** / E. Spitz, International: 4&3
- **J. Perico**, International def. W. Moll, USA: 5&3



## BUHL WINS 2019 CANADIAN AMATEUR

William Buhl reeled off 17 pars and birdied the final hole to capture the 115th Canadian Men's Amateur Championship in convincing fashion (Aug. 5-8, 2019). He carded rounds of 69-68-67-69 for a 9-under-par, 72-hole-total of 273 to win by eight strokes at Glen Arbour Golf Course.

With the win, Buhl earned a berth into the 2019 U.S. Amateur and the 2020 RBC Canadian Open on the PGA Tour.

Buhl is the second Norwegian to play the Canadian Men's Amateur in the competition's 115-year history. With the victory, he is the first Norwegian to win a tournament on Canadian soil since Suzann Pettersen won the (now defunct) 2015 Manulife LPGA Classic as well as the 2009 CP Women's Open.





# RAZORBACK ALL-AMERICANS




**William Buhl**  
2020 Honorable Mention



**Sebastian Cappelen**  
2011 Honorable Mention  
2011 Freshman  
2012 Honorable Mention  
2013 Second Team  
2014 Second Team




**Austin Cook**  
2011 Honorable Mention



**Tim Crockett**  
1985 Honorable Mention



**Andrew Dahl**  
2003 Second Team



**John Daly**  
1987 Second Team



**Nicolas Echavarria**  
2013 Honorable Mention



**Charles Kim**  
2016 Honorable Mention




**Andrew Landry**  
2007 Honorable Mention  
2008 Honorable Mention  
2009 Third Team



**Craig Life**  
2000 Honorable Mention  
2001 Third Team




**David Lingmerth**  
2009 Honorable Mention  
2010 Honorable Mention



**Chris Little**  
1987 Honorable Mention  
1988 Honorable Mention



**Taylor Moore**  
2015 Honorable Mention  
2016 Honorable Mention




**Jack O'Keefe**  
1989 Honorable Mention  
1991 Honorable Mention  
1992 Honorable Mention  
1993 Third Team



**Alvaro Ortiz**  
2018 Honorable Mention



**Mason Overstreet**  
2017 Honorable Mention



**Brenden Pappas**  
1991 Honorable Mention



**Deane Pappas**  
1992 First Team



**Julian Perico**  
2021 Honorable Mention



**Greg Reid**  
1988 Honorable Mention



**R.H. Sikes**  
1963 First Team



**Bud Still**  
1993 Honorable Mention  
1994 First Team  
1995 Third Team  
1996 First Team



**Mike Swartz**  
1984 Honorable Mention  
1986 Honorable Mention



**Ethan Tracy**  
2012 Honorable Mention



**David White**  
1992 Honorable Mention  
1993 Third Team


# RAZORBACK ALL-CONFERENCE



**Mick Brethower**  
1982 (SWC - RV)



**Matt Bortis**  
2005 Second Team  
2006 Second Team



**Steven Bright**  
1995 Second Team



**William Buhl**  
2020 Second Team



**Sebastian Cappelen**  
2011 2nd Team and Freshman  
2012 First Team  
2013 First Team  
2014 First Team



**Sam Chavez**  
2008 Freshman Team



**Austin Cook**  
2010 Freshman Team




**Kolton Crawford**  
2012 Freshman Team



**Tim Crockett**  
1985 (SWC)



**Andrew Dahl**  
2003 First Team  
2004 First Team



**John Daly**  
1987 (SWC)



**Luis Garza**  
2017 Freshman



**Mike Grob**  
1984 (SWC)



**Bruce Jenkins**  
1981 (SWC)




**Andrew Landry**  
2007 Second Team  
2008 Second Team  
2009 First Team



**Craig Lile**  
1998 First Team  
2000 First Team  
2001 First Team



**David Lingmerth**  
2009 Second Team  
2010 First Team




**Chris Little**  
1987 (SWC)  
1988 (SWC)



**Taylor Moore**  
2013 Freshman Team  
2015 Second Team  
2016 Second Team



**Rich Morris**  
1998 Second Team  
1999 Second Team



**Jack O'Keefe**  
1991 (SWC)  
1992 Second Team  
1993 First Team



**Segundo Oliva Pinto**  
2021 First Team



**Alvaro Ortiz**  
2018 Second Team



**Deane Pappas**  
1991 (SWC)  
1992 First Team



**Sean Pappas**  
1984 (SWC)  
1985 (SWC)



**Julian Perico**  
2019 Freshman  
2020 First Team  
2021 Second Team



**Greg Reid**  
1988 (SWC)  
1989 (SWC)



**Tag Ridings**  
1995 Second Team  
1996 Second Team  
1997 Second Team



**John Sadie**  
1987 (SWC)  
1988 (SWC)



**Bob Sauerberg**  
1981 (SWC - RV)



**Bud Still**  
1993 Second Team  
1994 First Team  
1995 First Team  
1996 First Team



**Mike Swartz**  
1984 (SWC)  
1985 (SWC)



**Ethan Tracy**  
2009 Freshman Team  
2011 Second Team  
2012 First Team



**David White**  
1992 Second Team  
1993 First Team

# RAZORBACK HONORS

## PING ALL-REGION

1991	Deane Pappas	VI
2005	Matt Bortis	South Central
2008	Andrew Landry	South Central
	David Lingmerth	South Central
2009	Andrew Landry	Central
	David Lingmerth	Central
	Ethan Tracy	Central
2010	David Lingmerth	Central
	Jamie Marshall	Central
2011	Sebastian Cappelen	Central
	Ethan Tracy	Central
2012	Sebastian Cappelen	Central
	Ethan Tracy	Central
2013	Sebastian Cappelen	Central
	Austin Cook	Central
2014	Sebastian Cappelen	Central
	Taylor Moore	Central
2015	Kolton Crawford	Central
	Taylor Moore	Central
2016	Taylor Moore	Central
	Nicolas Echavarría	Central
	Alvaro Ortiz	Central
2017	Alvaro Ortiz	Central
2018	Alvaro Ortiz	Central
	Mason Overstreet	Central
2019	Julian Perico	Central
2020	William Buhl	Central
	Julian Perico	Central
2021	Julian Perico	Central
	Tyson Reeder	Central



**ETHAN TRACY** was a three-time PING All-Region honoree, one of four Hogs to accomplish the feat.

## REGION COACH OF THE YEAR




2003  
Mike Ketcham  
South Central

## CONFERENCE INDIVIDUAL CHAMPION


1929	Billy Bridewell	SWC
1995	Bud Still	SEC
2013	Sebastian Cappelen	SEC
2021	Segundo Oliva Pinto	SEC



**BUD STILL** was the 1995 SEC Champion, 1994 SEC Player of the Year, 1993 SEC Freshman of the Year and a four-time All-SEC selection.



**SEBASTIAN CAPPELEN** was the 2013 SEC Champion, shooting a 4-under-par 66 in the final round of the championship, overcoming a four-stroke deficit.



**SEGUNDO OLIVA PINTO** was 2021 SEC Champion, shooting a 6-under-par 204 to win by two strokes. His opening-round 64 was the best by a Razorback to open the championship, tied the school record for the lowest round ever at the championship and tied for the third-best, opening-round in SEC history. His 54-hole total was the second-best score in school history at the SEC Championship.

## CONFERENCE COACH OF THE YEAR



1984  
Steve Loy  
SWC



2009  
Brad McMakin  
SEC

## CONFERENCE PLAYER OF THE YEAR



1992  
Deane Pappas  
SEC




1994  
Bud Still  
SEC

## CONFERENCE FRESHMAN OF THE YEAR



1993  
Bud Still  
SEC



1994  
Steven Bright  
SEC



1998  
Craig Lile  
SEC




2013  
Taylor Moore  
co-SEC

## SEC GOLFER OF THE WEEK

2000	Craig Lile (2/23) Craig Lile (3/31)
2001	Craig Lile (3/6)
2002	Beau Glyean (2/21)
2003	Andrew Dahl (3/17) Andrew Dahl (4/10)
2004	Matt Bortis (2/19)
2005	Matt Bortis (3/30)
2006	Matt Bortis (4/6)
2010	David Lingmerth (2/18)
2011	Sebastian Cappelen (3/17)
2012	Sebastian Cappelen (4/11)
2014	Taylor Moore (2/19)
2015	Taylor Moore (02/18) Kolton Crawford (02/25) Taylor Moore (03/04)
2016	Taylor Moore (03/02)
2017	Charles Kim (2/22)
2018	Luis Garza Alvaro Ortiz (3/14)
2021	Tyson Reeder (co-3/18)

## SEC FRESHMAN OF THE WEEK

2016	Charles Kim (2/10)
2017	Luis Garza (3/15)
2021	Manuel Lozada (4/8)



**CRAIG LILE** was the 1998 SEC Freshman of the Year and was a three-time SEC Golfer of the Week. In 2000-01, LILE had seven top 10's – including three wins and six total top 5's – while being Arkansas' top finisher in all 13 events.

## CONFERENCE SCHOLAR-ATHLETE OF THE YEAR



2012 Austin Cook  
SEC  
2013 Austin Cook  
co-SEC



2019 Mason Overstreet  
SEC  
2020 Mason Overstreet  
SEC

## SEC COMMUNITY SERVICE TEAM

2003	Andrew Dahl
2004	Andrew Dahl
2009	Jamie Marshall
2010	Ty Spinella
2011	Joe Doramus
2012	Austin Cook
2013	Josh Eure
2014	Zach Coats
2015	Kolton Crawford
2016	Taylor Moore
2017	Alvaro Ortiz
2018	Alvaro Ortiz
2019	Landon Ernst
2020	Wil Gibson
2021	Wil Gibson

## CoSIDA ACADEMIC ALL-AMERICA

2013	Austin Cook	3rd Team At Large
2020	Mason Overstreet	3rd Team At-Large

## CoSIDA ACADEMIC ALL-DISTRICT

2012	Austin Cook	District 6
2013	Austin Cook	District 6
2019	Mason Overstreet	District 6
2020	Mason Overstreet	District 6

## GCAA ALL-AMERICAN SCHOLAR


1993	David White
1997	Tag Ridings
1998	Rich Morris
1999	Rich Morris
2016	Kolton Crawford
2016	Nicolas Echavarria
2020	Luis Garza Mason Overstreet

## GCAA ACADEMIC TEAM AWARD

2012	President's Special Recognition - 3.5 GPA
2016	3.0 GPA



**AUSTIN COOK** was a two-time SEC Men's Golf Scholar-Athlete of the Year and 2013 Academic All-America.



**MASON OVERSTREET** was a two-time SEC Men's Golf Scholar-Athlete of the Year, an SEC McWhorter Postgraduate Award nominee and a 2020 Academic All-America

# RAZORBACK SEC ACADEMIC HONOR ROLL

## FOUR-TIME SEC ACADEMIC HONOR ROLL STUDENT-ATHLETES

(\*Including First-Year starting 2006 • + Player was granted 5th yr of eligibility by NCAA due to COVID-19)



**WILLIAM BUHL**  
2017\*, 2019, 2020, 2021+



**Sebastian Cappelen**  
2011\*, 2012, 2103, 2014



**Zach Coats**  
2011\*, 2012, 2103, 2014



**Austin Cook**  
2010\*, 2011, 2012, 2013



**Kolton Crawford**  
2012\*, 2013, 2014, 2015



**Joe Doramus**  
2010\*, 2011, 2012, 2013



**Nicolas Echavarria**  
2013\*, 2014, 2015, 2016



**Noah Edmondson**  
2016\*, 2017, 2018, 2019



**Josh Eure**  
2010\*, 2011, 2012, 2013



**Luis Garza**  
2017\*, 2018, 2019, 2020



**Will Meason**  
2011\*, 2012, 2013, 2014



**Mason Overstreet**  
2017\*, 2018, 2019, 2020, 2021+



**Tag Ridings**  
1994, 1995, 1996, 1997



**Alec Tahy**  
2014\*, 2015, 2016, 2017

## SEC ACADEMIC HONOR ROLL

1992	David White	Communications
1993	David White	Communications
	Craig Young	Management
1994	Tag Ridings	Marketing
	Craig Young	Management
1995	Casey Brown	Undeclared Arts & Sciences
	Tag Ridings	Marketing
1996	Steve Bright	Economics
	Tag Ridings	Marketing
	Michael Shelvin	Industrial & Technical Ed.
	Bud Still	Industrial & Technical Education
1997	Frank Branson	Financial Management
	Steven Bright	Business Economics
	Bruce Clinton	Financial Management
	Rich Morris	Business
	Tag Ridings	Marketing Management
1998	Casey Brown	Marketing Management
	Kevin Brown	Marketing Management
	Rich Morris	Administrative Management
1999	Rich Morris	Administrative Management
	Stephen Phaup	Business
	Phil Walker	Marketing Management
2000	Chris Speight	Vocational Education
	Phil Walker	Marketing Management
2001	Ryan Blagg	Communication
	Drew Higginbothom	Finance & Insurance
2002	Ryan Blagg	Communication
	Drew Higginbothom	Finance
2003	Drew Higginbothom	Finance
	Daniel Robinson	Business
2005	Will Osborne	Undeclared
2006	Hunter Buwick	Communications
	Will Osborne	Communications
2007	Hunter Buwick	Finance
	Andrew Carroll	Finance
	Stephen Cox	Agribusiness Management
	Barrett Lais	Marketing
	Will Osborne	Communication
2008	Hunter Buwick	Financial Management
	Andrew Carroll	Financial Management
	Jason Cuthbertson	Recreation
	Barrett Lais	Marketing
	Will Osborne	Communication
	Dalton Owens	Finance and Real Estate
2009	Sam Chavez	Political Science
	Jason Cuthbertson	Recreation
	Will Osborne	Communication
	Dalton Owens	Finance
2010	Jamie Marshall	Political Science
	Ty Spinella	Recreation

2011	Austin Cook	Biology
	Joe Doramus	Finance
	Josh Eure	Marketing
	Tobias Pettersson	Marketing
	Kevin Vanden Heuvel	Sport Management
2012	Sebastian Cappelen	Business
	Austin Cook	Biology
	Joe Doramus	Business
	Josh Eure	Business
	Will Meason	Business
	Tobias Pettersson	Business
2013	Sebastian Cappelen	Business Economics
	Austin Cook	Biology
	Kolton Crawford	General Business
	Joe Doramus	Finance
	Josh Eure	Marketing
	Will Meason	Accounting
	Thomas Sorensen	Recreation & Sport Mgmt
2014	Sebastian Cappelen	Economics
	Zach Coats	Marketing
	Kolton Crawford	Finance
	Nicolas Echavarria	International Relations
	Josh Eure	Management
	Will Meason	Accounting/Finance
	Taylor Moore	Recreation & Sport Mgmt
2015	Zach Coats	Marketing
	Kolton Crawford	Marketing
	Nicolas Echavarria	International Relations
	James Leadbetter	Recreation & Sport Mgmt
	Taylor Moore	Recreation & Sport Mgmt
	Alec Tahy	Accounting
2016	Kolton Crawford	Marketing
	Zach Coats	Marketing
	Nicolas Echavarria	International Relations
	Alvaro Ortiz	Business Economics
	Gonzalo Rubio	Communications
	Alec Tahy	Finance
2017	Noah Edmondson	Business Economics
	Charles Kim	Recreation & Sport Mgmt
	Alvaro Ortiz	Supply Chain Management
	Alec Tahy	Finance
2018	Noah Edmondson	Business Economics
	Landon Ernst	Recreation & Sport Mgmt
	Luis Garza	Recreation & Sport Mgmt
	Dylan Naidoo	Business Economics
	Alvaro Ortiz	Supply Chain Management
	Mason Overstreet	Finance
2019	William Buhl	Recreation & Sport Mgmt
	Noah Edmondson	Business
	Landon Ernst	Communications
	Luis Garza	Recreation & Sport Mgmt
	Mason Overstreet	Finance

2020	William Buhl	Recreation & Sport Mgmt
	Luis Garza	Recreation & Sport Mgmt
	Wil Gibson	Business
	Mason Overstreet	Finance
	Julian Perico	Recreation & Sport Mgmt
	Tyson Reeder	Human Resource Management
2021	William Buhl +	Recreation & Sport Mgmt
	Denver Davis	Communications
	Wil Gibson	Business Finance
	William McDonald	Criminology
	Mason Overstreet +	Business Finance
	Julian Perico	Recreation & Sport Mgmt
	Tyson Reeder +	Business Finance

+ - granted 5th year of eligibility by NCAA due to COVID-19

## SEC ACADEMIC FIRST YEAR ACADEMIC HONOR ROLL (Starting 2005-06)

2005-06	Stephen Cox	Undeclared
2007-08	Sam Chavez	Undeclared
2008-09	Ty Spinella	Communication
2009-10	Austin Cook	Arts and Sciences
	Joe Doramus	Finance
	Josh Eure	Business
	Landon Tujague	Business
	Kevin Vanden Heuvel	Business
2010-11	Sebastian Cappelen	Economics
	Will Meason	Finance
2011-12	Kolton Crawford	Education & Health Professions
2012-13	Zach Coats	Pre-Business
	Nicholas Echavarria	International Relations
	Taylor Moore	Recreation & Sport Mgmt
2013-14	Blake Biddle	Agricultural Business
	James Leadbetter	Recreation & Sport Mgmt
	Alec Tahy	Accounting
2014-15	Gonzalo Rubio	Communication
2015-16	Noah Edmondson	Business
2016-17	William Buhl	Recreation & Sport Mgmt
	Dylan Naidoo	Pre-Business
	Mason Overstreet	Financial Mgmt & Investment
2017-18	Landon Ernst	Recreation & Sport Mgmt
2018-19	Thomas Critch	Business
	Wil Gibson	Business
2019-20	Denver Davis	Communications
	Mauricio Figueroa	Recreation & Sport Mgmt
	William McDonald	Business
2020-21	Damin Strydom	Business
	Juan Camilo Vesga	Business

### MULTIPLE INDIVIDUAL TITLES

#### Craig Lile (5)

2000-01 - USTA Invitational  
2000-01 - Cleveland Golf Collegiate  
2000-01 - SMS Challenge  
1999-00 - Lexus Intercollegiate  
1999-00 - USTA Invitational

#### Sebastian Cappelen (4)

2013-14 - Crooked Stick Intercollegiate  
2012-13 - SEC Championship  
2011-12 - Cabo Collegiate  
2010-11 - Seminole Intercollegiate

#### Andrew Dahl (3)

2003-04 - Morris Williams Intercollegiate  
2002-03 - Border Olympics  
2002-03 - SMU Stonebridge Invitational

#### Tag Ridings (3)

1996-97 - William H. Tucker  
1995-96 - Univ. of San Francisco Invitational  
1994-95 - Ping Tour Tulsa Invitational

#### Deane Pappas (3)

1991-92 - Red River Classic  
1991-92 - Border Olympics  
1991-92 - The Woodlands All-American

#### Julian Perico (2)

2018-19 - Jerry Pate Intercollegiate  
2020-21 - Vanderbilt Legends Collegiate

#### Tyson Reeder (2)

2018-19 - Husker Invitational  
2020-21 - Tiger Invitational

#### William Buhl (2)

2018-19 - Gopher Invitational  
2019-20 - Gopher Invitational

#### Alvaro Ortiz (2)

2017-18 - Southern Intercollegiate  
2015-16 - Aggie Invitational

#### Jamie Marshall (2)

2010-11 - Cabo Collegiate  
2009-10 - Wolverine at Radrick Farms

#### Matt Bortis (2)

2005-06 - Wolf Pack Invitational  
2004-05 - National Invitational Tournament

#### Bud Still (2)

1994-95 - SEC Championship  
1993-94 - Ping/Golfweek Preview

#### Jack O'Keefe (2)

1992-93 - Border Olympics  
1991-92 - Colorado Fox-Acres Invitational

#### David White (2)

1991-92 - Ping/Golfweek Preview  
1992-93 - Thunderbird Invitational


### INDIVIDUALS TO WIN 1 TITLE

Nicolas Echavarría - Southern Intercollegiate (2015-16)  
Luis Garza - Southern Intercollegiate (2017-18)  
Mike Grob - Acapulco International Inter. (1984-85)  
Charles Kim - Sun Trust/Gator Invitational (2016-17)  
Andrew Landry - Reunion Intercollegiate (2008-09)  
David Lingmerth - Battle at the Beach (2009-10)  
Chris Little - John Burns Invitational (1987-88)  
Taylor Moore - All-American Intercollegiate (2015-16)  
Rich Morris - Louisiana Classics (1998-99)  
Segundo Oilva Pinto - SEC Championship (2020-21)  
Mason Overstreet - Jerry Pate Intercollegiate (2017-18)  
Bob Sauerberg - Pinehurst Intercollegiate (1980-81)  
R.H. Sikes - NCAA Championship (1962-63)  
Chris Speight - Cleveland/Palmetto Classic (1998-99)  
Ethan Tracy - Maryland Invitational (2008-09)  
Jason Turner - Oklahoma Intercollegiate (2007-08)  
Phil Walker - Mercedes-Benz Collegiate (1997-98)  
Jon Whitaker - Mauna Kea Collegiate (1996-97)

### TEAM WINS

- 9 Border Olympics (1987-88, 1991-92, 1992-93, 1993-94, 1994-95, 1995-96, 2002-03, 2007-08, 2010-11)
- 3 All-America Intercollegiate: (1991-92 at Richmond, TX; 2011-12 at The Woodlands, TX; 2015-16 at Humble, TX)
- 2 Billy Hitchcock Intercollegiate (1992-93, 2002-03)  
Colorado-Fox Acres Invitational (1991-92, 1992-93)  
Gopher Invitational (2011-12, 2017-18)  
John Hayt Invitational (2010-11, 2011-12)  
Querencia Cabo Collegiate (2010-11, 2011-12)  
SEC Championship (1994-95, 2018-19)  
SunTrust Gator Invitational (2013-14, 2016-17)
- 1 Acapulco International Intercollegiate (1984-85)  
Adam's Cup/Newport (1996-97)  
All-American Classic (1983-84)  
Arizona Invitational (1984-85)  
Butler National Invitational (1984-85)  
Callaway Collegiate Match Play Championship (2011-12)  
Crooked Stick Intercollegiate (2013-14)  
Crown Classic (1996-97)  
Del Walker Intercollegiate. (2006-07)  
Fighting Illini Invitational (2012-13)  
Fighting Irish Golf Classic. (2008-09)  
General Hackler Championship (2002-03; 2012-13)  
Git-R-Done Husker Invitational (2018-19)  
Golfweek Conference Challenge (2011-12)  
Hal Sutton Invitational (1986-87)  
Harvey Penick Intercollegiate (1987-88)  
Kroger Intercollegiate (1997-98)  
Louisiana Classics (1996-97)  
Maryland Collegiate (2008-09)  
Mauna Kea Resort Collegiate (1996-97)  
Mountaineer Intercollegiate (2016-17)  
NCAA Central Regional (1990-91)  
Queen's Harbor Intercollegiate (1992-93)  
Red River Classic (1991-92)  
Redstone Challenge (2009-10)  
Seminole Intercollegiate (2010-11)  
Southern Intercollegiate (2017-18)  
Southwestern Intercollegiate (1991-92)  
SW Louisiana Cajun Classic (1987-88)  
Stephen F. Foster Invitational (1995-96)  
Taylor Made Intercollegiate (1992-93)  
Thunderbird/ASU Intercollegiate (1994-95)  
Towson Invitational (2014-15)  
Windon Memorial Classic. (2011-12)

*\* The University of Arkansas men's golf archives are not complete. Numbers in the records section include those that can be documented in the UA archives and Golfstat archives (1992-pres.).*



THE 2011-12 RAZORBACKS won a school-record seven events. The squad featured All-Americans **AUSTIN COOK, SEBASTIAN CAPPELEN** and **ETHAN TRACY** as well as **KOLTON CRAWFORD**, who was named to the SEC All-Freshman Team.

## ARKANSAS CHAMPIONSHIP TEAMS

### 1957-58 Southwest Conference Season Champion

Based on SWC Round Robin Standings (28-14-0 SWC Round Robin Record)

#### 1957-58 Razorback Roster

Head Coach: Bob Zander, Ray Bob Barnes, Jerry Breckenridge, Louis Henderson, Rex Marsh, John Mac Moore, Bob Waldron

### 1987-88 Southwest Conference Regular-Season Champion

Based on SWC Round Robin Standings (28-14-0 SWC Round Robin Record)



#### 1987-88 Razorback Roster

Head Coach: Bill Woodley, Packard DeWitt, Petey King, Fred Lassetter, Chris Little, Chad Magee, Deane Pappas, Greg Reid, John Sadie.

### 1991 NCAA Central Regional Champion



#### 1990-91 Razorback Roster *(Central Regional Participants in Bold)*

Head Coach: Bill Woodley, Jason Cowan, Rod Ellis, **Hans Haas**, John Hays, Wes McNulty, **Jack O'Keefe**, Mike Pace, **Brenden Pappas**, **Deane Pappas**, Peter Pascoe, Stan Payne, Jim Stevenson, **David White**, Brent Winston, Craig Young.


**1995 SEC Champion**



**1994-95 Razorback Roster** (*SEC Tournament Participants in Bold*)

Head Coach: Bill Woodley, **Steven Bright**, Casey Brown, **Rod Ellis**, Casey Halsell, **Tag Ridings**, Mike Shevlin, **Bud Still**, Mike Tompkins,

**2019 SEC Champion**



**2018-19 Razorback Roster** (*SEC Tournament Participants in Bold*)

Head Coach: Brad McMakin, Assistant Coach Barrett Lais, **William Buhl**, Thomas Critch, Noah Edmondson, Landon Ernst, **Luis Garza**, **Wil Gibson (alt.)**, **Mason Overstreet**, **Julian Perico**, **Tyson Reeder**.



# COACHING STAFF



## BRAD McMAKIN ARKANSAS HEAD COACH

**25 Years as Head Coach**  
**• 15 Years as Head Coach at Arkansas**  
**• 10 Years as Head Coach at Lamar**

Alma Mater: Oklahoma, 1991 (Communications)  
 • 2x OU captain, member of 1989 NCAA Championship  
 Hometown: Beaumont, Texas  
 Birth Date: March 12, 1968  
 Family: Tonia (wife); Matthew (son)

IN 25 YEARS AS HEAD COACH...	10 at Lamar	15 at Arkansas*
• 19 NCAA Regional Appearances	6: 2001, '02, '03, '04, '05, '06	13: 2008, 09, '10, '11, '12, '13, '14, '15, '16, '17, '18, '19, '21
• 8 Teams Advanced to NCAA Championships	1: 2006	7: 2009, '11, '13, '14, '16, '18, '21
• 3 Individuals Advanced to NCAA Championship	1: 2003	1: 2017, '19
• 3 NCAA Top 10 Finishes	1: 2006 (9th)	2: 2013 (10th), 2009 (2nd)
• 6 Individuals with NCAA Top 10 Finishes	3: 2003, '06 (2)	3: 2011, '14, '17
• 4 NCAA Regional Runner-Up Finishes	-	4: 2009, '13, '14, '16
• 6-Time Conference Coach of the Year	5: 1999, '01, '02, '03, '06	1: 2009
• 5 Team Conference Championships	4: 2001, '02, '03, '06	1: 2019
• 5 Individual Conference Champions	3: 2001, '02, '03	2: 2013, 2021
• 24 All-American Honors	5	19
• 26 All-Region Honors	-	28
• 44 All-Conference Honors	26	18
• AT ARKANSAS: 28 team wins 22 individual wins 82 Spring SEC Academic Honor Roll honorees 28 SEC First-Year Academic Honor Roll winners		* NOTE: 2019-20 season was canceled on 3/12/20 due to COVID-19 with two regular season events as well as all SEC and NCAA championships.

## PLAYER HONORS: LAMAR (1996-2006)

- **ALL-AMERICANS (3 Players / 5 Honors)**  
 2003: Chris Stroud / 3rd team  
 2004: Chris Stroud / 1st team  
 2005: Dawie Van Der Walt / HM  
 2006: Dawie Van Der Walt / 2nd team  
 Dusty Smith / HM
- **NCAA POSTSEASON TOP 10's**  
 2003: Chris Stroud / Regional / 5th  
**Chris Stroud / Championship / 3rd**  
 2006: Dawie Van Der Walt / Regional / 3rd  
**Dawie Van Der Walt / Championship / 4th**  
**Dusty Smith / Championship / 10th**
- **CONFERENCE PLAYER OF THE YEAR (5)**  
 2001: Chris Stroud  
 2002: Chris Stroud  
 2003: Chris Stroud  
 2004: Chris Stroud  
 2006: Casey Clendenon
- **CONFERENCE CHAMPIONS (3)**  
 2001: Chris Stroud  
 2002: Mark Van Hoose  
 2003: Chris Stroud
- **ALL-CONFERENCE (14 Players / 26 Honors)**  
 1997: Joran Meeks / 1st team  
 1999: Andy Ternes / 1st team  
 Joran Meeks / 2nd team  
 2000: Gavin Flint / 1st team  
 Andy Ternes / 3rd team

- 2001: Chris Stroud / 1st team  
 Matt Larson / 2nd team  
 Joe Kunick / 3rd team
- 2002: Chris Stroud / 1st team  
 Mark Van Hoose / 1st team  
 Matt Larson / 2nd team
- 2003: Chris Stroud / 1st team  
 Matt Larson / 1st team  
 Mark Van Hoose / 1st team  
 Shawn Stefani / 2nd team
- 2004: Chris Stroud / 1st team  
 Shawn Stefani / 1st team
- 2005: Dawie Van Der Walt / 1st team  
 Shawn Stefani / 2nd team  
 Andre Mtzger / 2nd team  
 Dusty Smith / 3rd team
- 2006: Casey Clendenon / 1st team  
 Dawie Van Der Walt / 1st team  
 Dusty Smith / 1st team  
 Oliver Bekker / 1st team  
 Justin Harding / 3rd team
- **CONFERENCE NEWCOMER OF THE YEAR (1)**  
 2002: Mark Van Hoose (Newcomer)
- **CONFERENCE FRESHMAN OF THE YEAR (4)**  
 2000: Gavin Flint (Freshman)  
 2001: Chris Stroud (Freshman)  
 2005: Dawie Van Der Walt (Freshman)  
 2006: Oliver Bekker (Freshman)



## BARRETT LAIS ASSOCIATE HEAD COACH

**• 11th Year at Arkansas**

- Alma Mater: Arkansas, 2008 (Business)
- Hometown: Joplin, Mo.
- Promoted to associate head coach in 2020-21 after 10 years as assistant coach
- 4-yr Razorback letterwinner ... 2x SEC Honor Roll ... 4x Lon Farrell Academic Award winner at Arkansas.
- Assistant coach at Denver two years (2008-10) prior to Arkansas.
- Wife: Jessica.
- Children: Sawyer, Evelyn, the late Hudson LaMar.
- Active with the Make-A-Wish Mid-South and his family's <https://stronglikehudson.com/> makes it possible each year to make a child's wish come true.

## YEAR-BY-YEAR AS HEAD COACH

### - LAMAR UNIVERSITY -

Year	Conf. Finish	NCAA Regional	NCAA Championship	NOTE
1996-97	T-5th	-	-	
1997-98	9th	-	-	
1998-99	6th	-	-	Southland Coach of the Year
1999-00	5th	-	-	
2000-01	1st	T-18	-	Southland Coach of the Year
2001-02	1st	T-17	-	Southland Coach of the Year
2002-03	1st	13	(Ind. 3)	Southland Coach of the Year
2003-04	2nd	13	-	
2004-05	3rd	12	-	
2005-06	1st	5	T-9	GCAA Central Region and Southland Coach of the Year • Won NCAA-best 7 tourneys

### - UNIVERSITY of ARKANSAS -

Year	Record	Wins	Finish	Regional	Championship	NOTE
2006-07	69-93-3	1	10	(Ind. 6th)	-	
2007-08	94-61-7	1	12	T-19	-	
2008-09	154-31-5	2	2	T-2	2	SEC Coach of the Year    NCAA runner-up
2009-10	110-40-2	1	4	8	-	
2010-11	143-40-0	4	6	5	15	Dave Williams Award Finalist (1 of 12)
2011-12	131-17-0	7	5	6	-	7 team wins tied school record
2012-13	124-53-6	2	6	2	10	Sebastian Cappelen was SEC Champion
2013-14	117-65-4	2	T-6	2	T-18	
2014-15	93-67-1	1	6	11	-	
2015-16	121-57-6	1	T-3	T-2	12	
2016-17	102-67-3	2	12	8	(Ind. 2)	Mason Overstreet was NCAA runner-up
2017-18	135-58-6	2	T-5 (T-4)	T-48	12	
2018-19	97-63-1	2	1 (8)	6	(Ind. T-34)	
2019-20	49-45-2	-	Season canceled on Mar. 12 due to COVID-19 w/ 2 events remaining & all postseason (SEC & NCAA)			
2020-21	105-63-3	-	2 (5)	2	T-11	Segundo Oliva Pinto was SEC Champion

TOTALS 1,542-820-49 28

Note: starting in 2017-18, SEC began match play; for standings, first number is Match - followed by (Stroke)

## PLAYER HONORS: ARKANSAS (2007-pres.)

- **PALMER CUP (4 Players / 6 Years)**  
 2000: David Lingmerth / Europe  
 2011: Sebastian Cappelen / Europe  
 2012: Sebastian Cappelen / Europe  
 2013: Sebastian Cappelen / Europe  
 2018: Alvaro Ortiz / International  
 2021: Julian Perico / International
- **ALL-AMERICANS (12 Players / 19 Honors)**  
 2007: Andrew Landry / HM  
 2008: Andrew Landry / HM  
 2009: Andrew Landry, / 3rd team  
 David Lingmerth / HM  
 2010: David Lingmerth / HM  
 2011: Sebastian Cappelen / HM  
 Austin Cook / HM  
 2012: Sebastian Cappelen / HM  
 Ethan Tracy / HM  
 2013: Sebastian Cappelen / 2nd team  
 Nicolas Echavarria / HM  
 2014: Sebastian Cappelen / 2nd team  
 2015: Taylor Moore / HM  
 2016: Taylor Moore / HM  
 Charles Kim / HM  
 Mason Overstreet / HM  
 2018: Alvaro Ortiz / HM  
 2020: William Buhl / HM  
 2021: Julian Perico / HM
- **NCAA POSTSEASON TOP 10's**  
 2007: Andrew Landry / Regional / T-6th  
 2009: David Lingmerth / Regional / T-5th  
 2011: **Austin Cook / Championship / T-10th**  
 2012: Ethan Tracy / Regional / 8th  
 2013: Austin Cook / Regional / T-2nd  
 Taylor Moore / Regional / T-8th  
 2014: Koltan Crawford / Regional / 5th  
 Sebastian Cappelen / Regional / T-6th  
**Sebastian Cappelen / Championship / T-9th**  
 Nicolas Echavarria / Regional / T-6th  
 2016: Taylor Moore / Regional / T-5th  
 2017: Mason Overstreet / Regional / 6th  
**Mason Overstreet / Championship / 2nd**
- **ALL-REGION (13 Players / 28 Honors)**  
 2008: Andrew Landry / South Central  
 David Lingmerth / South Central  
 2009: Andrew Landry / Central  
 David Lingmerth / Central  
 Ethan Tracy / Central  
 2010: David Lingmerth / Central  
 Jamie Marshall / Central  
 2011: Sebastian Cappelen / Central  
 Ethan Tracy / Central  
 2012: Sebastian Cappelen / Central  
 Ethan Tracy / Central  
 2013: Sebastian Cappelen / Central  
 Austin Cook / Central  
 2014: Sebastian Cappelen / Central  
 Taylor Moore / Central

- 2015: Koltan Crawford / Central  
 Taylor Moore / Central
- 2016: Taylor Moore / Central  
 Nicolas Echavarria / Central  
 Alvaro Ortiz / Central  
 2017: Alvaro Ortiz / Central  
 2018: Alvaro Ortiz / Central  
 Mason Overstreet / Central
- 2019: Julian Perico / Central  
 2020: William Buhl / Central  
 Julian Perico / Central  
 2021: Julian Perico / Central  
 Tyson Reeder / Central
- **CONFERENCE CHAMPIONS (2)**  
 2013: Sebastian Cappelen  
 2021: Segundo Oliva Pinto
- **SCHOLAR-ATHLETE OF THE YEAR (4)**  
 2012: Austin Cook  
 2013: Austin Cook  
 2019: Mason Overstreet  
 2020: Mason Overstreet
- **ALL-CONFERENCE (9 Players / 18 Honors)**  
 2007: Andrew Landry / 2nd  
 2008: Andrew Landry / 2nd  
 2009: Andrew Landry / 1st  
 David Lingmerth / 2nd  
 2010: David Lingmerth / 1st  
 2011: Sebastian Cappelen / 2nd  
 Ethan Tracy / 2nd  
 2012: Sebastian Cappelen / 1st  
 Ethan Tracy / 1st  
 2013: Sebastian Cappelen / 1st  
 2014: Sebastian Cappelen / 1st  
 2015: Taylor Moore / 2nd  
 2016: Taylor Moore / 2nd  
 2018: Alvaro Ortiz / 2nd  
 2020: Julian Perico / 1st  
 William Buhl / 2nd  
 2021: Segundo Oliva Pinto / 1st  
 Julian Perico / 2nd
- **CONFERENCE FRESHMAN OF THE YEAR (1)**  
 2013: Taylor Moore
- **ALL-FRESHMAN TEAM (9)**  
 2008: Sam Chavez  
 2009: Ethan Tracy  
 2010: Austin Cook  
 2011: Sebastian Cappelen  
 2012: Koltan Crawford  
 2013: Taylor Moore  
 2017: Luis Garza  
 2019: Julian Perico  
 2021: Manuel Lozada

# ARKANSAS THROUGH THE YEARS

YEAR	RDS	STROKES	SCORING AVERAGE	WINS	CONF. FINISH	NCAA REGIONAL FINISH	NCAA FINISH	ALL CONF	ALL REGION	ALL AMERICA
1947-48	-	-	-	-	3	-	-	-	-	-
1948-49	-	-	-	-	4	-	-	-	-	-
1949-50	-	-	-	-	3	-	-	-	-	-
1951-52	-	-	-	-	DNP	-	-	-	-	-
1951-52	-	-	-	-	7	-	-	-	-	-
1952-53	-	-	-	-	3	-	-	-	-	-
1953-54	-	-	-	-	6	-	-	-	-	-
1954-55	-	-	-	-	3	-	-	-	-	-
1955-56	-	-	-	-	7	-	-	-	-	-
1956-57	-	-	-	-	4	-	-	-	-	-
1957-58	-	-	-	-	<b>CHAMP</b>	-	-	-	-	-
1958-59	-	-	-	-	7	-	-	-	-	-
1959-60	-	-	-	-	7	-	-	-	-	-
1960-61	-	-	-	-	7	-	-	-	-	-
1961-62	-	-	-	-	2	-	-	-	-	-
1962-63	-	-	-	-	5	<b>IND CHAMP</b>	-	-	-	1
1963-64	-	-	-	-	6	-	-	-	-	-
1964-65	-	-	-	-	5	-	-	-	-	-
1965-66	-	-	-	-	2	-	-	-	-	-
1966-67	-	-	-	-	4	-	-	-	-	-
1967-68	-	-	-	-	7	-	-	-	-	-
1968-69	-	-	-	-	4	-	-	-	-	-
1969-70	-	-	-	-	6	-	-	-	-	-
1970-71	-	-	-	-	2	-	20	-	-	-
1971-72	-	-	-	-	3	-	-	-	-	-
1972-73	-	-	-	-	5	-	-	-	-	-
1973-74	-	-	-	-	7	-	-	-	-	-
1974-75	-	-	-	-	7	-	-	-	-	-
1975-76	-	-	-	-	7	-	-	-	-	-
1976-77	-	-	-	-	T-5	-	-	-	-	-
1977-78	-	-	-	-	4	-	-	-	-	-
1978-79	-	-	-	-	5	-	-	-	-	-
1979-80	-	-	-	-	5	-	-	-	-	-
1980-81	-	-	-	-	6	-	-	2	-	-
1982-82	-	-	-	-	5	-	-	1	-	-
1982-83	-	-	-	-	7	-	-	-	-	-
1983-84	-	-	-	1	2	-	18	3	-	1
1984-85	-	-	-	3	2	-	6	3	-	1
1985-86	-	-	-	0	T-2	-	16	-	-	1
1986-87	41	12,131.4	295.89	1	T-2	-	6	3	-	2
1987-88	--	-	-	3	<b>T-4 %</b>	-	12	3	-	2
1988-89	40	11,900.4	297.51	0	3	t-6	7	1	-	1
1989-90	43	13,012.4	302.61	0	6	10	30	-	-	-
1990-91	44	13,177.8	299.50	1	3	<b>CHAMP</b>	t-9	2	1	2
1991-92	46	13,438	292.13	5	3	2	8	3	-	3
1992-93	46	13,424	291.83	5	2	t-6	7	3	-	3
1993-94	43	12,656	294.33	1	4	5	4	1	-	1
1994-95	38	11,177	294.13	3	<b>CHAMP</b>	13	Ind.	3	-	1
1995-96	46	13,670	297.17	2	3	t-3	11	2	-	1
1996-97	40	11,843	296.08	4	8	4	t-16	1	-	-
1997-98	33	9,661	292.76	1	9	t-13	-	2	-	-
1998-99	38	11,367	299.13	0	11	8	t-24	1	-	-
1999-00	35	10,468.2	299.09	0	11	Ind.	Ind.	1	-	1
2000-01	34	10,133	298.03	0	10	Ind.	-	1	-	1
2001-02	36	10,744	298.44	0	6	-	-	-	-	-
2002-03	39	11,423	292.90	3	7	t-7	27	1	-	1
2003-04	39	11,415	292.69	0	9	17	-	1	-	-
2004-05	36	10,590	294.17	0	8	t-6	t-26	1	1	-
2005-06	33	9,665	292.88	0	7	Ind.	-	1	-	-
2006-07	37	10,943	295.76	0	10	Ind.	-	1	-	1
2007-08	36	10,593	294.25	1	12	t-19	-	1	2	1
2008-09	38	11,085	291.71	2	2	2	<b>RUNNER-UP</b>	2	3	2
2009-10	35	10,121.8	289.19	1	4	8	-	1	2	1
2010-11	38	10,964.6	288.54	4	6	5	15	2	2	2
2011-12	33	9,493	287.67	7	5	6	-	2	2	2
2012-13	37	10,744	290.38	2	6	2	10	1	2	2
2013-14	39	11,289	289.46	2	T-6	2	t-18	1	2	1
2014-15	32	9,254.4	289.20	1	6	11	-	1	2	1
2015-16	39	11,247.6	288.40	1	T-3	T-2	12	1	3	2
2016-17	39	11,245.4	288.34	2	-(12)	8	<b>IND. RUNNER-UP</b>	-	1	1
2017-18	42	11,980.8	285.26	2	T-5 (T-4)	t-4	12	1	2	1
2018-19	38	10,886.6	286.49	2	<b>CHAMP (7)</b>	6	Ind.	-	1	-
2019-20 *	24	6,825.6	284.40	0	Canceled	Canceled	Canceled	2	2	1
2020-21	34	9,700	285.29	0	2 (5)	2	T-11	2	2	1

\* The University of Arkansas men's golf archives are not complete. Numbers in the records section include those that can be documented in the UA archives and Golfstat archives (1992-pres.).



ALVARO ORTIZ was named All-SEC, All-Region and All-American.



TYSON REEDER recorded a Hole-In-One on his 71st hole of the 2021 NCAA Championship. He was NCAA Region runner-up and earned both All-SEC and PING All-Central Region.

[WATCH HIS HOLE-IN-ONE HERE](#)

NOTE: Arkansas was a member of the Southwest Conference from 1947-48 to 1990-91 ... From 1947-48 through 1970-71 seasons, Southwest Conference finish was based on round-robin results versus league opponents.

% - Arkansas was the 1987-88 Southwest Conference Regular-Season Champion

\* - the 2019-20 season was canceled with two regular-season events and the postseason (SEC/NCAA) on Mar. 12, 2020 due to COVID-19

NOTE: starting in 2016-17, the SEC began match play to determine its champion ... 1st number is match play finish followed by (stroke play) finish

# LETTERMEN *(based on available records - listed by spring seasons)*

**A**

Bill Agler	1973-75	Fort Smith, Ark.
Henrie Anderson	1994	N/A
Beryl Anthony	1959-60	El Dorado, Ark.
Christoffer Arvidsson	2009-11	Falkenberg, Sweden
Ted Ashcraft	1983	N/A

**B**

Richard Back	1971-72	McLean, Texas
Bob Baker	1975-78	Fordyce, Ark.
Miller Barber	1953-54	Texarkana, Ark.
Jeff Barlow	1987-88	N/A
Dennis Barnes	1978	Sherman, Texas
Ray Bob Barnes	1954, 57-58	Fayetteville, Ark.
Jerald Murphy Barnett	1956	N/A
Tom Barsamian	1975	Brookfield, Wis.
Bo Baumeister	1973	Fort Smith, Ark.
Nick Beach	2003	Fayetteville, Ark.
David Bendigo	1981	North Little Rock, Ark.
Austin Berkovsky	2008	Aledo, Texas
Anthony Beryl	1959-60	N/A
Bo Beumeister	1973-75	Fort Smith, Ark.
Blake Biddle	2014	St. Charles, Ill.
Jim Billingsly	1952-53	Helena, Ark.
Todd Bindner	1981-83	Paullina, Iowa
Ryan Blagg	2000-02	Mansfield, Texas
Joseph Craig Boone	1954-57	N/A
Matt Bortis	2004-06	Springfield, Mo.
John Boyd	1978-81	Littleton, Colo.
John Bracken	1978-82	Seattle, Wash.
Paul Bradshaw	2003-04	Cape Town, South Africa
Jeremy Branch	1995	Fort Smith, Ark.
Buck Branson	1994-95	Dallas, Texas
Jerry Breckenridge	1957-59	Hot Springs, Ark.
Mick Brethower	1980-82	Evergreen, Colo.
William Bridwell	1929	N/A
Jeff Briggs	2000	San Antonio, Texas
Steven Bright	1994-97	Tyler, Texas
William Brodell	1972	Milwaukee, Wis.
Brad Brooks	1979-81	Elizabeth City, N.C.
Bill Brown	1971-73	Little Rock, Ark.
Casey Brown	1995-98	Fort Smith, Ark.
Kevin Brown	1996-99	Fort Smith, Ark.
Sammy Brown	1967-69	Morrilton, Ark.
Charles Brownfield	1968-71	Stamford, Texas
William Buhl	2017-21 *	Fairhope, Ala.
Hunter Buwick	2005-08	Norman, Okla.

**C**

Charles Cain	1938	N/A
Scotty Campbell	2004-07	Conway, Ark.
Daniel Candon	2008	Miami Beach, Fla.
Sebastian Cappelen	2011-2014	Odense, Denmark
Andrew Carroll	2006-08	Little Rock, Ark.

Charles Richard Chapman	1956	N/A
Sam Chavez	2008-09	Hillsborough, Calif.
Lelan Chiles	1978	Odessa, Texas
Jim Cisne	1969-71	Jacksonville, Ill.
Gary Clark	1992-93	London, England
James Clark	1938	N/A
Twomey Michael Clifford Jr.	1951-52	N/A
Bruce Clinton	1995-97	Little Rock, Ark.
Zach Coats	2014-16	Springdale, Ark.
Ray Cole	1940	N/A
Timmy Coleman	1964-67	Little Rock, Ark.
Frederico Colombo	2007	Giussano, Italy
Austin Cook	2010-13	Jonesboro, Ark.
Jason Cowan	1991	Bartlesville, Okla.
David Cowger	1979-80, 82	Houston, Texas
Stephen Cox	2006-07	Jonesboro, Ark.
Koltan Crawford	2012-16	Mansfield, Texas
Jack Crews	1979-80	Tulsa, Okla.
Tim Crockett	1984-85	N/A
Thomas Crow	1972	N/A
Joe "Jody" Crumpler Jr.	1959-60	Fayetteville, Ark.
Jason Cuthbertson	2007-09	Conway, Ark.

**D**

Andrew Dahl	2002-04	Salinas, Calif.
Jon Daly	1986-88	Dardanelle, Ark.
<b>Denver Davis</b>	<b>2021</b>	<b>Fayetteville, Ark.</b>
Donny Davis	1980-81, 83	Fort Smith, Ark.
Scott Davis	1982-1984	N/A
Mike Debons	1972-74	Paragould, Ark.
Scott DeGeer	1981	Tulsa, Okla.
Kris DenBesten	1982	N/A
Jim Denniston	1975	Fort Smith, Ark.
Packard Dewitt	1988	Fort Smith, Ark.
Ryke Dismuke	1998-00	Mt. Pleasant, Texas
Joe Doramus	2010-13	Little Rock, Ark.

**E**

Nicolas Echavarria	2013-16	Mansfield, Texas
Noah Edmondson	2016-19	Davidson, N.C.
Drew Eibner	2006-07	Cary, N.C.
William Eldridge	1974-76	Augusta, Ark.
Rod Ellis	1991-95	Sidney, Australia
Landon Ernst	2018	Mansfield, Texas
Mike Etherington	1990	San Francisco, Cal.
Josh Eure	2010-14	Crofton, Md.

**F**

Josh Farrell	2002-06	Springdale, Ark.
Chad Faucette	2002-04	Katy, Texas
Ryan Fauchier	1996	Southlake, Texas
Brady Fennel	2005	Fayetteville, Ark.
Mauricio Figueroa	2020	Guadalajara, Mexico
Al Fiscus	1975	Wynne, Ark.

Greg Flanagan	1999	Texarkana, Ark.
Scott Frisch	1987	N/A
Thomas Howard Fuqua	1962	N/A
Ronnie D. Futch	1972	N/A

**G**

Luis Garza	2017-20	Leon, Mexico
Jim Gabel	1969	Fayetteville, Ark.
Beau Galyean	2000-03	Ardmore, Okla.
Miles Gassaway	2002	Cabot, Ark.
Everett Gee Jr.	1952-54	Blytheville, Ark.
<b>Wil Gibson</b>	<b>2019, 2021</b>	<b>Jonesboro, Ark.</b>
Beau Glover	2004-07	Sherwood, Ark.
Spencer Lawrence Gordon	1955-56	N/A
Mike Grob	1984-86	Billings, Mont.

**H**

Chris Hacker	1989-90	Liberty, Tex.
Richard Hall	1993	London, England
William F. Hall	1964-65	Camden, Ark.
J.C. Halsell	1995	Little Rock, Ark.
Rogers Hannan	1941	N/A
Beverly T. Hargraves	1972-73	Helena, Ark.
Hans Hass	1990-91	Forth Worth, Texas
Mike Hastings	1964-66	Waxahachie, Texas
Bryan Hawkins	1997-98	Lufkin, Texas
Nash Haxel	1983	N/A
Greg Hays	1975-78	Fayetteville, Ark.
John Hays	1991-94	Austin, Texas
Louis Henderson	1957-59	Little Rock, Ark.
Nigel Herd	1999-00	Knysna, South Africa
Drew Higginbotham	1999-03	Marianna, Ark.
Jim Highley	1978	Palatine, Ill.
Darren Holder	2003	N/A
Keith Holloway	1939	N/A
Eric Hoos	1984	N/A
Andrew Hopkins	2007-08	Little Rock, Ark.
Jay Houk	2000	Rogers, Ark.
Louis Ralph Howard	1956	N/A
Tommy Howard	1967	Pryor, Okla.

**I**

Joe Ingram	1978	Kansas City, Mo.
------------	------	------------------

**J**

Scott Jackson	2002	Russellville, Ark.
David James	2003-04	Baleares, Spain
Bruce Jenkins	1980-81	Little Rock, Ark.
Eddie Jones	1978	Tulsa, Okla.

**K**

Donn Kerby	1959-60	Little Rock, Ark.
Mike Ketchum	1986-87	Ottumwa, Iowa
Charles Kim	2016-18	Cedar Park, Texas
Petey King	1986-89	North Little Rock, Ark.

**L**

Blake Ladd	1994	Sulphur Springs, Texas
Barrett Lais	2004-08	Joplin, Mo.
Jery Lammers II	1968	Isa, Mich.
Andrew Landry	2007-09	Groves, Texas
Fred Lassetter	1989-90	Missouri City, Tex.
Drew Latham	2005	Kansas City, Mo.
Alan Lee	2008	Lima, Peru
David Carson Lee	1964	N/A
Mark Lietzke	1990	Jay, Okla.
Craig Lile	1998-01	Capetown, South Africa
John David Lindsey	1990	Fayetteville, Ark.
David Lingmerth	2008-10	Tranas, Sweden
Gray Linzel	1954-56	Little Rock, Ark.
Chris Little	1987-88	Capetown, South Africa
<b>Manuel Lozada</b>	<b>2021</b>	<b>Cordoba, Argentina</b>

**M**

Chad Magee	1988-89	Tyler, Texas
Mark Mallard	1993	Gallatin, Tenn.
Gary Markland	1964	Little Rock, Ark.
Virgil Waner Marks	1947-50	N/A



A two-time All-American, **DAVID LINGMERTH** helped lead the Razorbacks to a runner-up finish at the 2009 NCAA Championships. Lingmerth was the Memorial Tournament in 2015 en route to a top 40 finish in the PGA Tour FedEx Cup.

Rex Marsh.....	1957	Arkansas City, Mo.
Jamie Marshall.....	2008-11	Castle Rock, Colo.
Mike Mathies.....	1978	Evergreen, Colo.
David Matthews.....	1968-69	Fayetteville, Ark.
Douglas Matthews.....	1969	Batesville, Ark.
Ronnie McCann.....	1982	N/A
David McCauley.....	1965-66	Pine Bluff, Ark.
Richard Allen McCauley.....	1960-63	Pine Bluff, Ark.
Craig McCollough.....	2000	Tulsa, Okla.
James McCord.....	1966-67	Fayetteville, Ark.
Mike McCutcheon.....	1965-67	Little Rock, Ark.

<b>William McDonald.....</b>	<b>2020</b>	<b>Oklahoma City, Okla.</b>
Allen McFerran.....	2005-09	Ft. Smith, Ark.
Jim McGovern.....	1986-87	Boulder, Colo.
McGrail.....	1983	N/A
David McNair.....	1940	N/A
Thomas McNair.....	1968-69	Fayetteville, Ark.
William Richard McNair.....	1941	N/A
Wes McNulty.....	1990-91	Pine Bluff, Ark.
Ed McSpadden.....	1999-01	Russellville, Ark.
William Meason.....	2011-14	Alpharetta, Ga.
Wayne Meeks.....	1968-69	Camden, Ark.
William P. Messenger.....	1951	N/A
Mike Miller.....	1995-96	Shamrock, Texas
Bill Montgomery.....	1971	N/A
John Mac Moore.....	1957-58	Arkadelphia, Ark.
Randy Moore.....	1975	Texarkana, Ark.
Taylor Moore.....	2013-16	Edmond, Okla.
Jimmy Morris.....	1984	N/A
Rich Morris.....	1996-99	El Dorado, Kan.
Byron R. Morse.....	1938	N/A
James Lewis Moseley.....	1948-50	N/A
Mike Mosser.....	1970-72	N/A
Dan Plunkett Murphy.....	1961-62	Texarkana, Ark.
Dick Miller Murphy.....	1961-62	Texarkana, Ark.
Seth Murphy.....	2001-04	Athens, Texas

<b>N</b>		
Dylan Naidoo.....	2017-18	Craigavon, South Africa
John Richard Newcomb.....	1955-56	N/A
Gordon Norwood.....	1969	Pine Bluff, Ark.

<b>O</b>		
Ronny Ocker.....	1981-82	Van Buren, Ark.
Jack O'Keefe.....	1989-93	Little Rock, Ark.
<b>Segundo Oliva Pinto.....</b>	<b>2021</b>	<b>Cordoba, Argentina</b>
Kenneth P. Oliver Jr.....	1963	El Dorado, Ark.
Paul Oliver.....	1975	Fort Smith, Ark.
Alvaro Ortiz.....	2015-18	Zapopan, Mexico
Will Osborne.....	2005-09	Wichita Falls, Texas
Mason Overstreet.....	2017-21 *	Kingfisher, Okla.
Dalton Owens.....	2006-10	Mt. Vernon, Mo.

<b>P</b>		
Mike Pace.....	1990-91, 94	Carthage, Mo.
Brenden Pappas.....	1990-93	Phalaborwa, South Africa
Deane Pappas.....	1989-92	Phalaborwa, South Africa
Sean Pappas.....	1984-87	Phalaborwa, South Africa
Peter Pascoe.....	1991-92	Boksburg, South Africa
Jordan Payne.....	2006	West Memphis, Ark.
Stan Payne.....	1991	Pine Bluff, Ark.
Will Pearson.....	2011-2012	Memphis, Tenn.
<b>Julian Perico.....</b>	<b>2019-21</b>	<b>Lima, Peru</b>
Tobias Pettersson.....	2010-2012	Kalmar, Sweden
Stephen Phaup.....	1998-00	N. Little Rock, Ark.
Kevin Phillips.....	1983	N/A
Ellis Poisall Jr.....	1955-56	N/A
Bill Powell.....	1969	Oklahoma City, Okla.
George Scott Puryear.....	1941	N/A
John Puglisi.....	1984	N/A

<b>R</b>		
Robert Ransey.....	1941	N/A
Tom Raney.....	1952-53	Little Rock, Ark.
Harper Ray.....	1995-96	Uvalde, Texas
Randall Reed.....	1968	Fayetteville, Ark.
Tyson Reeder.....	2018-21 *	Edmond, Okla.
Greg Reid.....	1986-89	Providence, South Africa
Roland Rimmel.....	19740	N/A



The program's all-time leader with 25 top 10 finishes, **ANDREW LANDRY** was a three-time All-American from 2007-09. Landry earned his PGA Tour card in 2015 after finish in the top 25 of the Web.com Tour regular season money list.

Tag Ridings.....	1993-97	Tulsa, Okla.
Keith Robertson.....	1997	Little Rock, Ark.
Daniel Robinson.....	2002	Pine Bluff, Ark.
Kyle Robinson.....	2018	Fayetteville, Ark.
Nick Rogers.....	1999	Fort Smith, Ark.
Phil Rogers.....	1954-55	Fayetteville, Ark.
Gonzalo Rubio.....	2015-16	Garza Garcia, Mexico
Charlie Rudd.....	1989	N/A
Nolan Lee Rushing Jr.....	1963	El Dorado, Ark.

<b>S</b>		
John Sadie.....	1986-88	Montgomery, Ala.
Aaron Saint.....	1999-00	Mansfield, Texas
Bob Sauerberg.....	1980-83	Lakeland, Fla.
Joe Schwarz.....	1983	Herber Springs, Ark.
Scott Seller.....	1974-75	El Dorado, Ark.
Hal Sharber.....	1965-67	Sulpher Springs, Texas
Ken Sheffield.....	1969	Houston, Texas
Matt Shetley.....	1980	Kennett, Mo.
Michael Shevlin.....	1995-96	Austin, Texas
Eric Shriver.....	2005-06	Cary, N.C.
Bob Short.....	1978	Shenandoah, Iowa
L.C. Sikes.....	1967	Springdale, Ark.
R.H. Sikes.....	1961-63	Springdale, Ark.
Kevin Sivage.....	1984	N/A
Richard Lee Smart.....	1948	N/A
Cyrus Quincy Smith.....	1947	N/A
Max Smith.....	1982	N/A
Wayne A. Smith.....	1972-73	Coral Gables, Fla.
Jay Snider.....	2002	Little Rock, Ark.
Emil Soegaard.....	2015	Ikast, Denmark
Thomas Sorensen.....	2012-14	Hjorring, Denmark
Chris Speight.....	1998-00	Blytheville, Ark.
Ty Spinella.....	2009-10	Dallas, Texas
Jim Stevenson.....	1991-92	Blytheville, Ark.
Bud Still.....	1993-96	Diboll, Texas
Harold Stockton.....	1951	N/A
Greg Storm.....	1978	Chicago, Ill.
Herman Styles.....	1948-49	N/A
Mike Swartz.....	1984-86	Phoenix, Ariz.

<b>T</b>		
Alec Tahy.....	2015-17	Dayton, Ohio
Brian Thelan.....	1981, 83	Springdale, Ark.
Chuck Thyfault.....	1983	N/A
Michael Tompkins.....	1994-95	Scottsdale, Ariz.
Ethan Tracy.....	2009-2012	Hilliard, Ohio
Matthew Trevino.....	1994	San Antonio, Texas
Charles Bass Trumbo.....	1955-56	N/A
Landon Tujague.....	2010	Dallas, Texas
Jason Turner.....	2005-09	Little Rock, Ark.

<b>U</b>		
Lars Ulfuengren.....	1994	Skovde, Sweden

<b>V</b>		
Kyle Vance.....	2001	Mountain View, Ark.
Kevin Vanden Heuvel.....	2010-11	Katy, Texas
David Vandergriff.....	1971-72	N/A

<b>W</b>		
Bryan Wagner.....	1982-84	N/A
Robert Leon Waldron.....	1957-58	El Dorado, Ark.
Phillip Walker.....	1998-00	Capetown, South Africa
Cecil Randall Warner Jr.....	1950	N/A
L. Duke Welling.....	1949-50	N/A
David White.....	1991-93	Little Rock, Ark.
Jon Whittaker.....	1996-98	Little Rock, Ark.
Buddy Wilkins.....	2005	Glen Ellyn, Ill.
Adam Wing.....	2000-04	Broken Arrow, Okla.
Brent Winston.....	1991	Sheridan, Ark.
Bob Wood.....	1975	West Plains, Mo.

<b>Y</b>		
Craig Young.....	1990-94	Siloam Springs, Ark.

<b>Z</b>		
Bill Zebick.....	1984	N/A
Billy Zihala.....	1999-00	Little Rock, Ark.

\* - indicates players that were granted a 5th year due to COVID-19.

# ALL-TIME RESULTS *(based on available records)*

## 1947-48

NOTE: Complete season results not available

Date	Finish	SWC Round Robin Record
SWC Round Robin Standings	3/7	24-11-1

## 1948-49

NOTE: Complete season results not available

Date	Finish	SWC Round Robin Record
SWC Round Robin Standings	4/7	17-18-1

## 1949-50

NOTE: Complete season results not available

Date	Finish	SWC Round Robin Record
SWC Round Robin Standings	3/7	20-16-0

## COACH BOB ZANDER

TWO SEASONS - 1951-52

## 1950-51

NOTE: Complete season results not available

Date	Finish	SWC Round Robin Record
SWC Round Robin Standings	--	Did not participate

## 1951-52

NOTE: Complete season results not available

Date	Finish	SWC Round Robin Record
SWC Round Robin Standings	7/7	4-31-1

## COACH OTIS TURNER

TWO SEASONS - 1953-55

## 1952-53

NOTE: Complete season results not available

Date	Finish	SWC Round Robin Record
SWC Round Robin Standings	3/7	21-14-1

## COACHES OTIS TURNER & BOB ZANDER

TWO SEASONS - 1951-52

## 1953-54

NOTE: Complete season results not available

Date	Finish	SWC Round Robin Record
T SWC Round Robin Standings	6/7	13-22-1

## 1954-55

NOTE: Complete season results not available

Date	Finish	SWC Round Robin Record
SWC Round Robin Standings	3/7	18-18-0

## COACH BOB ZANDER

FIVE SEASONS - 1956-60

## 1955-56

NOTE: Complete season results not available

Date	Finish	SWC Round Robin Record
SWC Round Robin Standings	7/7	5-30-1

## 1956-57

Date	Opponent	Result	Score
	Ouachita	W	6-0
	Northeast Oklahoma	W	11-7
	Missouri	W	4-3
	Austin College	W	6-0
	Texas	L	0-6
	TCU	W	4-2
	Rice	W	6-0
	Tulsa	W	15.5-2.5
	Southwest Missouri	W	14-1
	Baylor	L	4.5-1.5
	Oklahoma	W	4-2
	Texas A&M	L	4.5-1.5
	SWC Round Robin Standings	4/7	13-17-0 SWC Round Robin Record

## 1957-58

### SWC CHAMPION

Date	Opponent	Finish	Score
	Barksdale Air Force Base	L	2-5
	Northeastern Oklahoma	W	4.5-1.5
	Tulsa	T	4-4
	SMU *	W	4.5-1.5
	Rice *	W	6-0
	Texas A&M *	T	3-3
	Texas *	W	4.5-1.5
	Centenary	W	6-0
	Baylor *	W	6-0
	Missouri	W	8-4
	TCU *	L	1-5
	Tulsa	L	7.5-10.5
	Texas Tech *	T	3-3
	* SWC Round Robin Standings	1/8	28-14 Round Robin Record

## 1958-59

NOTE: Complete season results not available

Date	Opponent	Finish	Score
	* SWC Round Robin Standings	7/8	12-30 Round Robin Record

## 1959-60

Date	Opponent	Finish	Score
	Tulsa	W	2-6
	Texas A&M *	L	2-4
	Rice *	L	0.5-5.5
	TCU *	T	3-3
	SMU *	L	1.5-4.5
	Texas Tech *	L	0-6
	Baylor *	T	3-3
	Texas *	T	3-3
	Tulsa	L	1.5-4.5
	Missouri	L	5.5-9.5
	* SWC Round Robin Standings	7/8	13-29 Round Robin Record

## COACH ELLIS BOGAN

FIVE SEASONS - 1961-65

## 1960-61 Schedule

Date	Opponent	Result	Score
March 24	at Tulsa		
March 25	vs. Oklahoma State (Fort Smith)		
April 1	vs. Tulsa (Fort Smith)		
April 11	vs. Centenary (Fort Smith)		
April 14	vs. Northeastern Oklahoma (Fort Smith)		
April 15	vs. Memphis (Fort Smith)		
April 17	vs. TCU * (Fort Smith)		
April 18	at SMU *		
April 22	vs. Texas A&M * (Fort Smith)		
April 24	Rice * (Fort Smith)		
April 28	at Northeastern Oklahoma		
May 1	at Texas *		
May 2	at Baylor *		
May 6	vs. Texas Tech * (Fort Smith)		
	* SWC Round Robin Standings	7/8	17-24-1 SWC Round Robin Record

## 1961-62

Date	Opponent	Finish	Score
	Tulsa	W	13-5
	Texas A&M*	L	1-5
	Rice *	W	3.5-2.5
	Memphis	L	2-7
	SMU *	L	2-4
	TCU *	W	5-1
	Oklahoma State	L	4.5-10.5
	Texas Tech *	W	5-1
	North Texas	W	4-3
	Oklahoma	W	4-3
	Baylor *	W	5-1
	Texas *	W	4.5-1.5
	* SWC Round Robin Standings	2/8	26-16 Round Robin Record

**1962-63 Schedule**

*NOTE: Season results not available*

Date	Opponent	Finish	Score
Mar. 29	at Oklahoma		
Mar. 30	at North Texas		
April 1	at TCU *		
April 2	at SMU *		
April 6	Memphis		
April 8	Texas A&M *		
April 13	Missouri		
April 19	at Centenary		
April 22	at Texas *		
April 23	at Baylor *		
April 29	Texas Tech *		
May 4	Rice *		
	* SWC Round Robin Standings	5/8	23-19 Round Robin Record

**1963-64**

Date	Opponent	Finish	Score
Mar. 21	at Memphis	L	9-12
Mar. 26	vs. Northeastern Okla. (at Muskogee)	W	11-2
Mar. 28	Tulsa	W	6-0
April 2	Oklahoma Intercollegiate	5/10 (5-4-0)	
April 11	at Texas A&M *	L	1.5-4.5
April 13	at Rice *	W	3.5-2.5
April 18	TCU *	L	2-4
April 20	SMU *	W	4.5-4.1
April 25	Texas *	L	2.5-3.5
April 27	at Texas Tech *	L	2-4
May 2	Baylor *	W	4-2
	* SWC Round Robin Standings	6/8	20-22 Round Robin Record

**1964-65**

*NOTE: Complete season results not available*

Date	Opponent	Result	Score
Mar. 26	at Tulsa		
Mar. 27	at Northeast Oklahoma		
Mar. 29	at SMU *	T	3-3
Mar. 30	at TCU *	L	1.5-4.5
April 5	at Missouri		
April 9	Texas A&M *	L	0-6
April 12	@ Texas *	T	3-3
April 13	@ Baylor *	T	3-3
April 15-16	LSU Invitational Tournament		
April 24	vs. Memphis (Little Rock)		
April 26	Texas Tech *	T	3-3
April 30	Rice *	W	4-2
	* SWC Round Robin Standings	5/8	37-24-1 SWC Round Robin Record

**COACH PRENTICE T. (DUDDY) WALLER**

**ONE SEASON - 1966**

**1965-66**

Date	Opponent	Finish	Score
Mar. 19	Tulsa	W	7-0
Mar. 20	at Texas A&M *	W	5-1
Mar. 28	at Rice *	W	3.5-2.5
April 2	vs. Memphis (Little Rock)	L	2-5
April 4	TCU *	W	5-1
April 8	vs. Texas (Texarkana)	L	2.5-3.5
April 9	Centenary	W	51
April 15	at Texas Tech *	T	3-3
April 18	Baylor *	T	3-3
April 22	SMU *	L	2.5-3.5
April 25	at Tulsa	W	9.5-6.5
	Missouri	W	13-5
	* SWC Round Robin Standings	2/8	24.5-17.5 Round Robin Record

**COACH DANNY MASON**

**THREE SEASONS - 1967-69**

**1966-67**

Date	Opponent	Finish	Score
Mar. 3	at Tulsa	L	8-11
Mar. 4	Western Illinois	W	9-0
Mar. 10	vs. Northeastern Okla. (at Muskogee)	W	14-4
Mar. 10	vs. Tulsa (at Muskogee)	L	7.5-10.5
Mar. 11	vs. Memphis (at Little Rock)	T	4.5-4.5
Mar. 17	Tulsa	W	8-1
Mar. 20	vs. Texas * (at Texarkana)	L	2.5-3.5
Mar. 23-25	New Mexico State Tournament		
Mar 29-Apr 1	All-American Intercollegiate		
April 7	Rice *	W	4.5-1.5
April 10	at Baylor *	T	3-3
April 11	at TCU *	W	4.5-1.5
April 18	Texas Tech	W	4-2
April 21	Texas A&M *	L	0.5-5.5
April 28	at SMU *	T	4-4
	* SWC Round Robin Standings	4/8	23-19 Round Robin Record

**1967-68**

Date	Opponent	Finish	Score
Mar. 1-2	Southwest Recreational Tournament		
Mar. 9	at Tulsa	W	11.5-8.5
Mar. 9	vs. Northeastern Oklahoma (at Tulsa)	W	16-3
Mar. 15	Tulsa	L	3-13
Mar. 15	Oklahoma State	L	1-15
Mar. 22	Baylor *	L	1-5
Mar. 25	at Texas A&M *	L	2.5-3.5
April 1	vs. Texas * (at Texarkana)	L	0-6
April 17	at Rice *	W	4.5-1.5
April 18-20	All-American College Tournament		
April 22	TCU *	W	4-2
April 23	SMU *	L	0.5-5.5
April 26	at Texas Tech *	L	1-5
	* SWC Round Robin Standings	7/8	13.5-28.5 Round Robin Record

**1968-69 Schedule**

*NOTE: Season results not available*

Date	Opponent	Finish	Score
Mar. 1	vs. Memphis (at Little Rock)		
Mar. 7	Northeastern Oklahoma		
Mar. 10	North Dakota State		
Mar. 11	at Tulsa		
Mar. 15	Missouri and Drury (at Springfield, Mo.)		
Mar. 18	Tulsa		
Mar. 24	at Baylor *		
Mar. 25	at TCU *		
Mar. 28	at SMU *		
Mar. 31	Creighton		
April 3	Rice *		
April 7	vs. Texas * (at Texarkana)		
April 11	Texas A&M *		
April 16-19	All-American Intercollegiate		
April 22	Texas Tech *		
April 26	at Oklahoma State		
	* SWC Round Robin Standings	4/8	23-19 Round Robin Record

# ALL-TIME RESULTS (based on available records)

## COACH BOB SLUSAREK

SIX SEASONS - 1970-75

### 1969-70

NOTE: Complete season results not available

Date	Tournament	Finish	SWC Round Robin Record
	SWC Round Robin Standings	6/8	17-24-1

### 1970-71

## NCAA CHAMPIONSHIP (20th)

NOTE: Complete season results not available

Date	Tournament	Finish	Score (To Par)
April 14-17	All-American Intercollegiate	8/25 (17-7-0)	1,214 (+62)
	SWC Round Robin Standings	2/8 (6-1-0)	24-12 Round Robin Record
June 21-26	NCAA Championship	20/37 (17-19-0)	585 (+9)

### 1971-72

NOTE: Complete season results not available

Date	Tournament	Finish	Score (To Par)
	All-American Intercollegiate	19/24 (5-18-0)	1,243 (+91)
	SWC Championship	3/8 (5-2-0)	889

### 1972-73

NOTE: Complete season results not available

Date	Tournament	Finish	Score (To Par)
	Harvey Penick Invitational	5/20 (15-4-0)	
	Oklahoma City Invitational	3/--	
Mar. 1-3	Border Olympics		
Mar. 16-17	New Mexico State Invitational		
Mar. 30-Apr 1	Morris-Williams Intercollegiate		
April 11-14	All-American Intercollegiate	23/24 (1-22-0)	1,289 (+23)
April 26-27	SWC Championship	5/9 (4-4-0)	902

### 1973-74

NOTE: Complete season results not available

Date	Tournament	Finish	Score (To Par)
Mar. 29-31	Morris Williams Intercollegiate	13/17 (4-12-0)	932
April 17-20	All-American Intercollegiate	23/25 (2-24-0)	1,260 (+108)
	SWC Championship	7/9 (2-6-0)	967

### 1974-75

NOTE: Complete season results not available

Date	Tournament	Finish	Score (To Par)
Feb. 27-Mar. 1	Four States Intercollegiate	6/8 (2-5-0)	1272
Mar. 11-14	Miami Invitational		
Mar. 24-28	Galveston Island Spectacular	4/7 (3-3-0)	607
April 8	Northeast State		
April 16-19	All-American Intercollegiate	23/24 (1-22-0)	1,291 (+141)
April 22	Kansas State		
May 1	Tulsa		
May 22-23	SWC Championship	7/9 (2-6-0)	918

## COACH THOMAS McNAIR

FOUR SEASONS - 1976-79

### 1975-76

NOTE: Complete season results not available

Date	Tournament	Finish	Score (To Par)
April 14-17	All-American Intercollegiate	22/25 (3-21-0)	1,253 (+101)
	SWC Championship	7/9 (2-6-0)	978

### 1976-77

NOTE: Complete season results not available

Date	Tournament	Finish	Score (To Par)
Sept. 22-24	All-College at Oklahoma City	2/16 (14-1-0)	861
Mar. 25-27	Morris Williams Invitational	25/27 (2-24-0)	--
April 13-16	All-American Intercollegiate	14/24 (10-13-0)	1,213 (+61)
April 22-24	SWC Championship	T5/9 (3-4-1)	918

### 1977-78

NOTE: Complete season results not available

Date	Tournament	Finish	Score (To Par)
Sept. 21-23	All-College of Oklahoma City	10/20 (12-9-0)	896
Nov. 7-9	Harvey Penick Invitational	12/20 (8-11-0)	1153
Mar. 24-26	Morris Williams Intercollegiate	10/22 (12-9-0)	901
April 12-15	All-American Intercollegiate	T11/24 (12-10-1)	1,194 (+42)
April 2-123	SWC Championship	4/9 (5-4-0)	894

### 1978-79

NOTE: Complete season results not available

Date	Tournament	Finish	Score (To Par)
Sept. 19-21	All-College at Oklahoma City	13/18 (5-17-0)	886
Mar. 14-16	Pinehurst Intercollegiate	--	--
Mar. 24-26	Morris Williams Invitational	--	--
Mar 30-Apr 1	Holiday-Inn Dixie	--	--
April 12-15	All-American Intercollegiate	--	--
April 21-23	SWC Championship	5/9 (4-8-0)	903

## COACH L.C. SIKES

TWO SEASONS - 1980-81

### 1979-80

NOTE: Complete season results not available

Date	Tournament	Finish	Score (To Par)
Mar. 10-13	Pinehurst Intercollegiate	3/3	384-405-789
Mar. 18-20	Southwest Spring Classic	6/14	293-297-317=907 (+55)
Mar. 28-30	Morris Williams Intercollegiate	T19/23	297-324=621 (+45)
April 3-5	All-America Intercollegiate	22/29	307-298=605 (+29)
April 18-20	SWC Championship	5/9	295-301-308=904

### 1980-81

Date	Tournament	Finish (80-85-0)	Score (To Par)
Sept. 8-9	SWC Fall Tournament	8/8 (0-7-0)	244-221-491=956
Sept. 22-24	All-College Invitational	10/16 (6-9-0)	290-291-298=879
Sept. 29-30	Morton Braswell Invitational	8/11 (3-7-0)	305-318-305=928 (+76)
Oct. 18-19	Tiger Invitational	8/16 (8-7-0)	306-310=616 (+40)
Nov. 5-7	Harvey Penick Invitational	13/18 (5-12-0)	377-378-378=1,133 (+53)
Feb. 23-25	Husky Golf Classic	3/12 (9-2-0)	299-313=612
Feb. 27-28	Border Olympics	6/9 (3-5-0)	297-294-302=895
Mar. 23-25	Pinehurst Intercollegiate	2/24 (22-1-0)	294-303=597 (+21)
Mar. 27-29	Morris Williams Intercollegiate	16/24 (8-15-0)	293-309-306=908 (+44)
April 1-4	All-American Intercollegiate	16/30 (14-15-0)	304-297-309-324=1,234 (+82)
April 17-19	SWC Championship	6/8 (2-5-0)	299-292-301=892

## COACH DAVID WHELCHER

TWO SEASONS - 1982-83

### 1981-82

Date	Tournament	Finish (71-108-5)	Score (To Par)
Sept. 14-15	SWC Fall Tournament	T6/8 (1-5-1)	237-481-718
Sept. 23-25	UC Ferguson All College	18/18 (0-17-0)	300-302-308=910(+70)
Sept. 27-29	Broadwater Beach Classic	T4/20 (15-3-1)	292-302-300=894(+30)
Oct. 6-9	William H. Tucker Invite	T9/15 (5-8-1)	314-305-301-303=1233
Nov. 9-11	Harvey Penick Intercollegiate	13/22 (8-12-0)	391-374-382=1147 (+67)
Feb. 6-8	Columbia Lakes Intercollegiate	4/12 (7-3-0)	387-391-778 (+58)
Feb. 20-22	Lamar/Henry Homberg Intercoll.	9/21 (11-8-0)	301-308-295=904 (+40)
Mar. 5-7	Imperial Lakes Intercollegiate	T13/20 (6-12-1)	293=293 (+5)
Mar. 26-28	Morris Williams Intercollegiate	T14/24 (9-13-1)	309-300=609 (+33)
Mar 31-Apr. 3	All-America Intercollegiate	24/30 (6-23-0)	305-300=605 (+29)
April 16-18	SWC Championship	5/8 (3-4-0)	295-308-303=906

### 1982-83

NOTE: Date/Field number at Bluebonnet not available

Date	Tournament	Finish	Score (To Par)
Sept. 13-14	SWC Fall Tournament	3/8 (5-2-0)	241-214-468=923
Sept. 22/24	All-College Invitational	13/14 (1-12-0)	291-301-300=892 (+52)
Sept. 26-28	Broadwater Beach Classic	4/19 (15-3-0)	295-298-298=891 (+27)
Oct. 18-19	Morton Braswell Intercollegiate	9/14 (5-8-0)	311-612=913 (+66)
Oct. 22-24	Razorback Invitational	2/9 (7-1-0)	298-298-304=900 (+60)
Nov. 8-10	Harvey Penick Intercollegiate	16/21 (5-15-0)	380-376-371=1127 (+47)
Nov.	Bluebonnet Tournament *	15 (-)	73-74-70-217 *
Feb. 10-12	Pan-American Intercollegiate	11/17 (6-10-0)	295-307-307=909 (+45)
Feb. 24-27	Henry Homberg Intercollegiate	12/24 (12-11-0)	301-312-307=920
Mar. 4-6	Imperial Lakes Golf Classic	16/21 (5-15-0)	299-302-300=901 (+42)
Mar. 25-27	Morris Williams Intercollegiate	8/21 (13-7-0)	300-306-302=908 (+44)
April 6-9	All-America Intercollegiate	15/30 (15-14-0)	303-305-308=921 (+45)
April 15-17	SWC Championship	7/8 (1-6-0)	958

\* - Best Ball Tournament

**COACH STEVE LOY**

FOUR SEASONS - 1984-87

**1983-84**

**NCAA CHAMPIONSHIP (18th)**

NOTE: Field number at Conquistador not available

Date	Tournament	Finish	Score (To Par)
Sept. 15-17	SWC Commissioner's Cup	4/8 (4-3-0)	230-207-471=908
Sept. 19-21	All-College Invitational	5/14 (9-4-0)	962
Oct. 7-9	Butler National Intercollegiate	5/18 (13-4-0)	308-308-318=934
Oct. 5-7	LSU National Invitational	11/15 (4-10-0)	298-293-299=890
Oct. 13-16	All-American Classic	1/10 (9-0-0)	909
Feb. 9-11	Pan American Intercollegiate	7/20 (13-6-0)	289-290-298=877
Feb. 15-17	John Burns Invitational	2/19 (17-1-0)	304-296-300=900
Feb. 22-25	Henry Homberg Intercollegiate	12/19 (7-11-0)	911
Mar. 3-4	Border Olympics	6/14 (8-5-0)	914
Mar. 15-17	National Conquistador Invitational	2 (-)	295-287-293=875
Mar. 21-24	All-America Intercollegiate	6/30 (24-5-0)	296-297-294-302=1,189 (+37)
April 6-8	Morris Williams Intercollegiate	10/17 (7-9-0)	293-302-291=886
April 20-22	SWC Championship	2/9 (7-1-0)	909
May 23-26	NCAA Championship	18/32 (19-17-0)	292-292-296=880

**1984-85**

**NCAA CHAMPIONSHIP (6th)**

NOTE: Date/Field numbers at Acapulco & Arizona not available

Date	Tournament	Finish	Score (To Par)
Sept. 17-18	SWC Commissioner's Cup	2/8 (6-1-0)	709
Oct. 4-6	Butler National Invitational	1/18 (17-0-0)	--
--	Acapulco International Intercol.	1 (--)	--
--	Arizona Invitational	1 (--)	--
Feb. 7-9	Pan American Intercollegiate	2/17 (15-1-0)	890
Feb. 22-24	Henry Homberg Intercollegiate	9/18 (9-8-0)	301
Mar. 9-10	Border Olympics	2/15 (13-1-0)	878
Mar. 14-16	Rafael Alarcon	9/13 (4-8-0)	875
Mar. 29-31	Southeastern Intercollegiate	12/18 (6-11-0)	898
April 5-7	Morris Williams Intercollegiate	5/18 (13-4-0)	870
April 19-21	SWC Championship	2/9 (7-1-0)	900
May 22-25	NCAA Championship	6/29 (23-5-0)	1,192

**1985-86**

**NCAA CHAMPIONSHIP (16th)**

Date	Tournament	Finish (139-59-1)	Score (To Par)
Sept. 5-7	Honda Collegiate Classic	6/17 (11-5-0)	883 (+19)
Sept. 16-17	SWC Commissioner's Cup	3/9 (6-2-0)	204-142-380=726
Sept. 27-29	Grandfather Intercollegiate	5/16 (11-4-0)	1158
Oct. 13-14	Acapulco Intercollegiate	5/9 (4-4-0)	304-292=596
Jan 30-Feb 1	Arizona Michelob Invitational	2/15 (13-1-0)	359-374-365=1098
Feb. 12-14	John A. Burns Invitational	T9/24 (14-8-1)	880
Mar. 7-10	Border Olympics	3/16 (13-2-0)	298-596=891 (+15)
Mar. 13-15	Rafael Alarcon	6/15 (9-5-0)	282-287-289=858 (+21)
April 3-5	All-America Intercollegiate	5/24(19-4-0)	295-284-299=878 (+14)
April 11-13	Morris Williams Intercollegiate	5/13 (8-4-0)	1066
April 25-27	SWC Championship	T2/9 (6-1-1)	884
Apr 30-May 1	Sun Devil Classic	5/15 (10-4-0)	1096
May 28-31	NCAA Championship	16/31 (15-15-0)	299-294-295-295=1183 (+31)

**1986-87**

**NCAA CHAMPIONSHIP (6th)**

NOTE: Date for Arizona and field numbers at Arizona & Border not available

Date	Tournament	Finish	Score (To Par)
Sept. 28-30	Butler National Intercollegiate	11/18 (7-10-0)	310-311=621
Oct. 5-9	Southwestern Intercollegiate	T6/16 (9-5-1)	886
Oct. 10-12	Buckeye Fall Intercollegiate	2/23 (21-1-0)	302-302-302=906
Nov. 10-11	Hal Sutton Invitational	1/10 (9-0-0)	571 (+3)
Nov. 29-30	Golf World Intercollegiate	5/11 (6-4-0)	874
Dec. 3-5	UNLV Rebel Golf Classic	T2/15 (12-1-1)	292-290-287=869
--	Arizona Invitational	12 (-)	1164
Feb. 11-13	John A. Burns Invitational	T5/24 (18-4-1)	290-277-283=850
Mar. 7-8	Border Olympics	5 (-)	914
Mar. 26-28	Morris Williams Intercollegiate	3/15 (12-2-0)	366-384-364=1114
April 2-4	All-American Intercollegiate	8/15 (7-7-0)	300-298-298=896 (+32)
April 16-19	SWC Championship	T2/9 (6-1-1)	284-285-286=855 (+3)
May 29-30	Oak Tree Intercollegiate	7/12 (5-6-0)	281-287-288=856 (+16)
June 10-13	NCAA Championship	6/33 (27-5-0)	304-290-297-296=1187 (+35)

**COACH BILL WOODLEY**

14 SEASONS - 1988-2001

**1987-88**

**SWC REGULAR SEASON CHAMPION  
NCAA CHAMPIONSHIP (12th)**

Date	Tournament	Finish (175-50-2)	Score (To Par)
Sept. 27-29	Butler National Intercollegiate	2/18 (16-1-0)	904
Oct. 5-7	Southwestern Intercollegiate	5/24 (19-4-0)	295-304-283=882
Nov. 8-9	Harvey Penick Intercollegiate	1/13 (12-0-0)	174-364-370=908 (+8)
Nov. 19-21	Golf World Intercollegiate	9/17 (8-8-0)	884
Dec. 2-4	UNLV Rebel Golf Classic	3/15 (12-2-0)	299-285-295=879
Jan. 25-26	Bill Bell Memorial Golf Classic	5/16 (11-4-0)	304-286-298=888
Feb. 24-26	John A. Burns Invitational	2/26 (24-1-0)	286-293-282=861
Mar. 5-6	Border Olympics	1/15 (14-0-0)	871
Mar. 14-15	SW Louisiana Cajun Classic	1/12 (11-0-0)	390-391-365=1146
Mar. 24-26	Morris Williams Intercollegiate	4/12 (8-3-0)	376-360-365=1101
Mar. 31-Apr 2	All-America Intercollegiate	6/24 (18-5-0)	283-300-297=880 (+16)
April 15-17	SWC Championship	T4/9 (7-3-1)	290-297=587 (+19)
May 19-20	Oak Tree Intercollegiate	T6/13 (6-5-1)	299-301-288=888
May 25-28	NCAA Championship	12/32 (20-11-0)	302-299-294-295=1190

**1988-89**

**NCAA CENTRAL REGIONAL (T6th)  
NCAA CHAMPIONSHIP (7th)**

Date	Tournament	Finish (115-89-2)	Score (To Par)
Sept. 27-28	LSU Invitational	5/13 (8-4-0)	298-289-289=876
Oct. 10-11	Red River Classic	8/12 (4-7-0)	289-297-288=874
Nov. 7-8	Harvey Penick Intercollegiate	2/13 (11-1-0)	1073
Nov. 17-19	Golf World/Hilton Head Invit.	11/18 (7-10-0)	881
Feb. 1-3	Ping Arizona Intercollegiate	T9/21 (10-8-1)	307-305-305=917
Feb. 15-17	John A. Burns Invitational	7/26 (19-6-0)	279-295-288=862
Mar. 4-5	Border Olympics	12/15 (3-11-0)	960
March 9-11	Golf Digest Invitational	12/15 (3-11-0)	901
March 23-26	Morris Williams Intercollegiate	9/12 (3-8-0)	300-303-296=899
April 6-8	All-American Intercollegiate	11/18 (7-10-0)	305-297-305=907 (+43)
April 14-16	SWC Championship	3/9 (6-2-0)	292-308-287=887 (+23)
May 25-27	NCAA Central Regional	T6/18 (11-5-1)	308-298-301=907
June 7-10	NCAA Championship	7/30 (23-6-0)	284-299-295-293=1171

**1989-90**

**NCAA CENTRAL REGIONAL (10th)  
NCAA CHAMPIONSHIP (30th)**

Date	Tournament	Finish (72-155-1)	Score (To Par)
Oct.	LSU Invitational	5/12 (7-4-0)	295-294-301=890
Oct. 16-17	Red River Classic	15/15 (0-14-0)	313-300-312=925
Nov. 5-6	Harvey Penick Intercollegiate	11/12 (1-10-0)	371-373-374=1118 (+38)
Nov. 16-18	Golf World Intercollegiate	14/18 (4-13-0)	904
Feb. 5-6	Ping Arizona Intercollegiate	13/18 (5-10-0)	298-303-299=900
Feb. 21-23	John A. Burns Invitational	19/23 (4-18-0)	294-297-304=895
Mar. 2-4	Border Olympics	T9/15 (5-8-1)	298-310-306=914
Mar. 8-10	Golf Digest Invitational	14/15 (1-13-0)	307-292-309=915
Mar. 22-24	Morris Williams Intercollegiate	6/13 (7-5-0)	299-298-299=896 (+32)
April 5-7	All-America Intercollegiate	3/15 (12-2-0)	289-311-299=899
April 12-14	SWC Championship	6/9 (3-5-0)	309-303-302=914
May 17-18	Oak Tree Intercollegiate	14/17 (3-13-0)	301-304-319=924
May 24-26	NCAA Central Regional	10/21 (11-9-0)	306-313-295=914 (+50)
June 6-9	NCAA Championship	30/30 (0-29-0)	304-302-311-311=1228 (+76)

**1990-91**

**NCAA CENTRAL REGIONAL (CHAMPION)  
NCAA CHAMPIONSHIP (9th)**

Date	Tournament	Finish (143-72-3)	Score (To Par)
Sept. 25-26	Woodlands Intercollegiate	2/18 (16-1-0)	301-296=597
Oct. 16-17	LSU Invitational	5/12 (7-4-0)	278-294-294=866
Oct. 19-21	Ping Tulsa Intercollegiate	5/9 (4-4-0)	328-318-314=960
Nov. 2-3	Harvey Penick Intercollegiate	3/12 (9-2-0)	367-361-368=1096 (+16)
Jan. 8-10	Taylor Made Big Island Classic	8/14 (6-7-0)	294-298-324=916
Jan. 28-29	Ping Arizona Intercollegiate	T9/18 (8-8-1)	309-290-302=901
Feb. 23-24	Crown Colony Intercollegiate	4/18 (14-3-0)	301-293=594
Feb 28-Mar 3	Border Olympics	6/15 (9-5-0)	298-317-329=944
Mar. 11-12	Louisiana Classics	10/15 (5-9-0)	298-302-307=907
Mar. 21-23	Morris Williams Intercollegiate	5/9 (4-4-0)	298-297-290=885
April 6-9	Southwestern Intercollegiate	T9/17 (7-8-1)	306-308-301=915
April 18-21	SWC Championship	3/9 (6-2-0)	296-298-298=892 (+40)
May 16-17	Ping/Oak Tree Intercollegiate	7/14 (7-6-0)	293-292-288=873
May 23-25	NCAA Central Regional	1/21 (20-0-0)	282-285-292=859 (-5)
June 5-8	NCAA Championship	9/30 (21-8-0)	312-292-297-291=1192 (+40)



# ALL-TIME RESULTS (based on available records)

## 1991-92

### NCAA CENTRAL REGIONAL (2nd) NCAA CHAMPIONSHIP (8th)

Date	Tournament	Finish (178-44-0)	Score (To Par)
Sept. 7-8	Colorado-Fox Acres Invitational	1/12 (11-0-0)	278-282-291=851
Oct. 7-8	Ping/Golf Week Preview	2/15 (13-1-0)	285-283-286=854
Oct. 14-15	Red River Classic	1/15 (14-0-0)	284-285-284=856
Nov. 4-5	LSU Invitational	2/12 (10-1-0)	301-291-304=896
Nov. 15-17	Golf World/Palmetto Dunes	8/18 (10-7-0)	297-294-297=888
Feb. 14-15	Big Island Intercollegiate	4/16 (12-3-0)	313-302-305=920
Feb 29-Mar 2	Border Olympics	1/15 (14-0-0)	282-281-296=859
Mar. 13-15	Golf Digest Collegiate	10/15 (5-9-0)	297-305-299=901
Mar. 23-24	Morris Williams Intercollegiate	11/12 (11-0-0)	306-301-311=918
April 6-7	Southwestern Intercollegiate	1/18 (17-0-0)	291-294-286=871
April 14-15	All-America Intercollegiate	1/12 (11-0-0)	293-294-288=875 (+1)
May 10-12	SEC Championship	3/12 (9-2-0)	284-295-300=879
May 15-16	Perry Maxwell Intercollegiate	4/14 (10-3-0)	286-279-279=844
May 12-14	NCAA Central Regional	2/21 (19-1-0)	295-294-281=870 (+6)
June 3-6	NCAA Championship	8/30 (22-7-0)	304-281-282-289=1156 (+4)

## 1992-93

### NCAA CENTRAL REGIONAL (T6th) NCAA CHAMPIONSHIP (7th)

Date	Tournament	Finish (173-42-2)	Score (To Par)
Sept. 12-13	Colorado-Fox Acres Invitational	1/12 (11-0-0)	285-282-289=856 (+4)
Sept. 25-26	William H. Tucker Invitational	4/10 (6-3-0)	291-296-295=882 (+30)
Oct. 2-3	Ping/Golf Week Preview	10/15 (5-9-0)	305-307-296=908 (+44)
Oct. 12-13	Red River Classic	T9/15 (5-8-1)	289-280-304=873 (+9)
Nov. 15-17	Golf World/Palmetto Dunes	3/18 (15-2-0)	293-277-285=855 (-9)
Feb. 13-15	Taylor Made/Big Island	1/15 (14-0-0)	292-291-289=872 (+8)
Feb. 26-28	Border Olympics	1/15 (14-0-0)	300-298-301=899 (+35)
Mar. 14-16	Queen's Harbor Intercollegiate	1/18 (17-0-0)	298-302-300=900 (+36)
Mar. 22-23	Morris Williams Intercollegiate	2/9 (7-1-0)	283-285-288=856 (-8)
April 4-6	Southwestern Intercollegiate	7/18 (11-6-0)	286-301-299=886 (+14)
April 16-17	ASU Sun Devil/Thunderbird Invit.	2/12 (10-1-0)	281-284-289=854 (-10)
April 23-25	Billy Hitchcock Intercollegiate	1/12 (11-0-0)	288-284-289=864 (E)
May 9-11	SEC Championship	2/12 (10-1-0)	287-286-283=856 (-8)
May 19-21	NCAA Central Regional	T6/21 (14-5-1)	309-290-295=894 (+30)
June 2-5	NCAA Championship	7/30 (23-6-0)	293-290-300-286=1169 (+17)

## 1993-94

### NCAA CENTRAL REGIONAL (5th) NCAA CHAMPIONSHIP (4th)

Date	Tournament	Finish (137-77-4)	Score (To Par)
Sept. 11-12	Colorado/Fox Acres Invitational	T4/12 (7-3-1)	287-291-288=866 (+14)
Oct. 2-3	Ping/Golf Week Preview	T7/18 (10-6-1)	294-303-293=890
Oct. 18-19	Ping Tulsa Invitational	T5/12 (6-4-1)	300-303-296=899
Oct. 25-26	Jerry Pate Intercollegiate	T8/12 (3-7-1)	298-291-294=883
Nov. 12-14	Golf World/Palmetto Dunes	13/18 (5-12-0)	287-287-303=877
Feb. 19-21	Taylor Made Intercollegiate	14/24 (10-13-0)	297-298-307=902
Feb. 27-Mar. 1	Queen's Harbor Intercollegiate	3/16 (13-2-0)	308-295-297=900
Mar. 11-13	Golf Digest Collegiate	8/15 (7-7-0)	302-297-292=894
Mar. 26-27	Border Olympics	1/15 (14-0-0)	291-294-317=902 (+38)
April 15-16	Thunderbird/ASU Intercollegiate	7/15 (8-6-0)	291-294-292=877
April 22-24	Billy Hitchcock Intercollegiate	8/12 (4-7-0)	295-297-290=882
May 13-15	SEC Championship	4/12 (8-3-0)	300-292-291=883
May 19-21	NCAA Central Regional	5/21 (16-4-0)	281-291-291=863
June 1-4	NCAA Championship	4/30 (26-3-0)	279-288-282-289=1138 (-14)

## 1994-95

### SEC CHAMPION NCAA CENTRAL REGIONAL (13th)

Date	Tournament	Finish (117-74-3)	Score (To Par)
Sept. 24-25	Ping/Golf Week Preview	T10/18 (7-9-1)	289-308-DNP=597
Oct. 16-18	Ping Tulsa Invitational	3/12 (9-2-0)	286-285-290=861
Oct. 24-25	Jerry Pate Intercollegiate	5/12 (7-4-0)	290-290-298=878
Nov. 11-13	Golf World/Palmetto Dunes	5/18 (13-4-0)	287-291-291=869
Feb. 18-20	Taylor Made Intercollegiate	T15/26 (10-14-1)	300-299-300=899
Feb. 24-26	Mercedes-Benz Coll. Invitational	6/15 (9-5-0)	292-311-296=899
Mar. 10-12	Golf Digest Collegiate	16/18 (2-15-0)	311-310-303=924
Mar. 25-26	Border Olympics	1/15 (14-0-0)	286-293-296=875 (+11)
April 8-9	Ping Intercollegiate	T5/12 (6-4-1)	284-299-298=881 (+17)
April 14-15	Thunderbird/ASU Intercollegiate	1/18 (17-0-0)	290-288-289=867
April 21-23	Billy Hitchcock Intercol.	6/11 (5-5-0)	300-293-286=879
May 12-14	SEC Championship	1/12 (11-0-0)	288-287-280=855
May 18-20	NCAA Central Regional	13/21 (8-12-0)	299-295-299=893 (+29)

## 1995-96

### NCAA CENTRAL REGIONAL (T3rd) NCAA CHAMPIONSHIP (11th)

Date	Tournament	Finish (169-61-3)	Score (To Par)
Sept. 15-17	Ping/Golf Week Preview	T5/18 (12-4-1)	295-295-298=888
Oct. 9-10	Ping Tulsa Invitational	6/12 (6-5-0)	314-299-305=918
Oct. 16-18	Adam's Cup/Newport	2/15 (13-1-0)	314-295-288=897
Oct. 23-24	Univ. of San Francisco Invitational	2/16 (14-1-0)	302-289-301=892
Nov. 10-12	Golf World/Palmetto Dunes	11/18 (7-10-0)	294-292-299=885
Feb. 12-14	Mauna Kea Resort Collegiate	4/14 (10-3-0)	292-298-289=879
Feb. 16-18	Taylor Made Intercollegiate	T3/20 (16-2-1)	334-301-286=921
Feb. 23-24	Stephen F. Austin Invitational	1/17 (16-0-0)	297-288-305=890
Mar. 8-10	Golf Digest Invitational	14/15 (11-3-0)	314-298-300=912
Mar. 23-24	Border Olympics	1/15 (14-0-0)	290-283-287=860
April 15-16	Karsten Creek Collegiate	6/13 (7-5-0)	300-290-307=897
April 19-21	Billy Hitchcock Invitational	4/12 (8-3-0)	290-297-280=867
May 10-12	SEC Championship	3/12 (9-2-0)	285-287-297=869
May 16-18	NCAA Central Regional	T3/21 (11-2-1)	286-295-293=874
May 29-June 1	NCAA Championship	11/30 (19-10-0)	301-300-298-322=1221

## 1996-97

### NCAA CENTRAL REGIONAL (4th) NCAA CHAMPIONSHIP (T16th)

Date	Tournament	Finish (145-79-2)	Score (To Par)
Sept. 13-14	William H. Tucker Invitational	9/20 (11-8-0)	292-282-292=866 (+2)
Oct. 7-8	Ping/Golf Week Preview	12/15 (3-11-0)	321-303-299=923 (+71)
Oct. 16-17	Adam's Cup/Newport	1/16 (15-0-0)	307-299-289=895 (+55)
Nov. 8-10	The Nelson Intercollegiate	10/17 (7-9-0)	296-292-303=891 (+39)
Feb. 3-4	Ping Arizona Intercollegiate	8/16 (8-7-0)	306-293-297=896 (+44)
Feb. 10-11	Mauna Kea Resort Coll.	1/15 (14-0-0)	294-285-291=870 (+6)
Feb. 13-15	Taylor Made Intercollegiate	T9/20 (10-8-1)	294-286-304=884 (+20)
Feb. 21-22	The Crown Classic	1/16 (15-0-0)	305-302=607 (+31)
Mar. 10-11	Louisiana Classics	1/15 (14-0-0)	294-286-298=878 (+14)
Mar. 22-23	Border Olympics	4/15 (11-3-0)	285-295-289=869 (+5)
April 7-8	Southwestern Intercollegiate	9/12 (3-8-0)	302-305-294=901 (+49)
April 18-20	SEC Championship	8/12 (4-7-0)	311-311-291=913 (+49)
May 15-17	NCAA Central Regional	4/21 (17-3-0)	288-284-289=861 (-3)
May 28-31	NCAA Championship	T16/30 (13-15-1)	297-292=589 (+21)

## 1997-98

### NCAA CENTRAL REGIONAL (T13th)

Date	Tournament	Finish (169-61-3)	Score (To Par)
Sept. 19-20	William H. Tucker Invitational	2/23 (21-1-0)	283-286=569 (-7)
Sept. 28-29	Missouri Bluffs Intercollegiate	2/15 (13-1-0)	289-290-290=869
Oct. 13-14	Kroger Intercollegiate	1/18 (17-0-0)	290-302=592 (+16)
Nov. 7-9	The Nelson Intercollegiate	4/18 (14-3-0)	295-288-290=873
Feb. 1-3	Ping Arizona Intercollegiate	7/20 (13-6-0)	300-290-282=872 (+20)
Feb. 13-15	Taylor Made Intercollegiate	3/20 (17-2-0)	281-290-296=867
Feb. 28-Mar 2	Mercedes-Benz Collegiate	9/18 (9-8-0)	290-292-295=877 (+13)
Mar. 9-10	Louisiana Classics	T2/15 (12-1-1)	302-297-302=901 (+37)
Mar. 28-29	Border Olympics	6/14 (8-5-0)	305-303-296=904 (+40)
April 10-12	Billy Hitchcock	4/12 (8-3-0)	294-287-290=871 (+7)
April 17-19	SEC Championship	9/12 (3-8-0)	302-290=592 (+16)
May 14-16	NCAA Central Regional	T13/21 (7-12-1)	305-282-287=874 (+22)

## 1998-99

### NCAA CENTRAL REGIONAL (8th) NCAA CHAMPIONSHIP (T24th)

Date	Tournament	Finish (99-11-5)	Score (To Par)
Sept. 14-15	Cleveland Palmetto Classic	4/18 (14-3-0)	287-298-292=877 (+13)
Oct. 4-5	Tenn. Tournament of Champions	13/14 (11-2-0)	293-297-308=898 (+34)
Oct. 19-20	"Big E" SMU Shootout	T2/14 (11-1-1)	299-288-296=883 (+19)
Oct 30-Nov 1	The Nelson Intercollegiate	T8/18 (9-7-1)	286-294-295=875 (+23)
Feb. 1-2	Ping Arizona Intercollegiate	11/19 (8-10-0)	294-298-290=882 (+30)
Feb. 11-13	Taylor Made Intercollegiate	T8/23 (14-7-1)	281-319-319=919 (+63)
Mar. 1-2	Cleveland Golf Championship	13/13 (0-12-0)	307-305-294=906 (+54)
Mar. 8-9	Louisiana Classics	5/15 (10-4-0)	296-300-290=886 (+22)
Mar. 18-20	Border Olympics	T8/18 (9-7-1)	298-289-310=897 (+33)
April 9-11	Billy Hitchcock Intercollegiate	8/12 (4-7-0)	297-295-290=882 (+18)
April 23-25	SEC Championship	11/12 (11-0-0)	334-312-308=954 (+90)
April 19-21	NCAA Central Regional	8/21 (13-7-0)	291-299-300=890 (+26)
June 2-5	NCAA Championship	T24/30 (5-23-1)	298-320=618 (+42)

**1999-00**

Date	Tournament	Finish (66-139-2)	Score (To Par)
Sept. 11-14	Cleveland Golf Collegiate	12/17 (5-11-0)	300-295=595 (+19)
Sept. 18-21	Big "E" Stonebridge Shootout	12/16 (4-11-0)	303-307-304=914 (+50)
Oct. 14-16	Lexus Intercollegiate	13/13 (0-12-0)	372-366-371=1109(+29)
Oct. 28-31	The Nelson Intercollegiate	16/20 (4-15-0)	290-293-298=881 (+29)
Jan. 31-Feb. 1	Arizona Invitational	18/20 (2-17-0)	312-296-304=912 (+60)
Feb. 16-19	Taylor Made Intercollegiate	T20/29 (8-19-1)	308-291-314=913 (+57)
Feb. 20-22	SWT Invitational	T5/19 (13-4-1)	297-296-307=900 (+36)
Feb. 26-29	UTSA Invitational	5/20 (15-4-0)	294-299-283=876 (+24)
Mar. 12-14	USL Cajun Classic	14/15 (1-13-0)	310-292-315=925 (+61)
April 2-3	Augusta State	17/19 (2-16-0)	291-302-294=867 (+23)
April 10-11	Sam Houston Invitational	8/19 (11-7-0)	291-296-298=885 (+21)
April 18-23	SEC Championship	11/12 (1-10-0)	306-302-302=913 (+49)

**2000-01**

Date	Tournament	Finish (58-115-3)	Score (To Par)
Sept. 11-12	Cleveland Golf Collegiate	6/15 (9-5-0)	294-302-290=886 (+22)
Oct. 9-10	Red River Classic	15/15 (0-14-0)	290-292-309=891 (+27)
Oct. 16-17	The Crown Classic	12/17 (5-11-0)	305-311=616 (+40)
Oct. 23-24	Pepsi SMS Fall Challenge	3/13 (10-2-0)	292-290-293=875 (+11)
Oct. 30-31	CC/Louisiana Intercollegiate	9/15 (6-8-0)	291-300-300=891 (+27)
Jan. 29-30	Ping Arizona Intercollegiate	18/20 (2-17-0)	314-292-295=901 (+49)
Feb. 15-17	Taylor Made Intercollegiate	T19/24 (4-18-1)	333-310-299=942 (+86)
Feb. 26-27	UTSA Invitational	T6/12 (5-5-1)	296-288-294=878 (+26)
Mar. 12-13	Louisiana Classics	T8/15 (6-7-1)	299-292=591 (+15)
April 8-9	Border Olympics	9/14 (5-8-0)	297-292-294=883 (+19)
April 18-22	SEC Championship	10/12 (2-9-0)	305-301-303=909 (+69)
May 11-13	The Maxwell	12/16 (4-11-0)	287-289-294=870 (+30)

**COACH MIKE KETCHAM**

**FIVE SEASONS - 2002-06**

**2001-02**

Date	Tournament	Finish (77-94-4)	Score (To Par)
Sept. 8-9	The Ridges	15/15 (0-14-0)	299-295-304=898 (+34)
Oct. 1-2	Stonebridge Invitational	T10/11 (1-9-1)	293-298-301=892 (+28)
Oct. 15-16	The Crown Classic	8/18 (10-7-0)	312-303-311=926 (+62)
Oct. 21-23	Tournament/Champions	8/15 (7-7-0)	290-285-281=856 (+16)
Oct. 28-30	CC/Louisiana Intercollegiate	9/15 (6-8-0)	292-296-303=891 (+27)
Feb. 12-15	Taylor Made Intercollegiate	T3/24 (20-2-1)	289-289-297=875 (+11)
Feb. 24-26	San Antonio Invitational	T2/16 (13-1-1)	292-291-313=896 (+44)
Mar. 3-5	Southwestern Intercollegiate	13/16 (3-12-0)	298-307-295=900 (+48)
Mar. 10-12	Louisiana Classics	14/15 (1-13-0)	302-298-300=900 (+36)
April 4-6	Border Olympics	T10/17 (6-9-1)	292-288-299=879 (+15)
April 18-21	SEC Championship	6/12 (6-5-0)	290-299-289=878 (+38)
May 10-12	The Maxwell	8/12 (4-7-0)	299-291-293=883 (+43)

**2002-03**

**NCAA CENTRAL REGIONAL (T7th)**

**NCAA CHAMPIONSHIP (27th)**

Date	Tournament	Finish (154-69-6)	Score (To Par)
Sept. 14-15	The Ridges	9/14 (5-8-0)	290-301-301=892 (+28)
Oct. 14-15	Gary Koch Intercollegiate	T2/15 (12-1-1)	286-281=567 (-3)
Oct. 21-22	Stonebridge Invitational	3/14 (11-2-0)	289-289-284=862 (-2)
Feb. 10-12	Taylor Made Intercollegiate	T9/26 (16-8-1)	291-267-298=856 (E)
Feb. 24	UTSA Invitational	2/15 (13-1-0)	302 (+29)
Mar. 1-3	Palencia Collegiate Invitational	T4/11 (6-3-1)	309-297-305=911 (+82)
Mar. 9-11	General Hackler Championship	1/14 (13-0-0)	295-296-288=871 (+26)
Mar. 17-18	Morris Williams Intercollegiate	6/18 (12-5-0)	287-296-288=871 (+7)
April 4-5	Border Olympics	T1/20 (18-0-1)	276-289-294=859 (-5)
April 11-13	Billy Hitchcock Intercollegiate	T1/12 (10-0-1)	294-290-292=876 (+12)
April 24-27	SEC Championship	7/12 (5-6-0)	299-291-291=881 (+41)
May 10-11	Perry Maxwell Intercollegiate	4/15 (11-3-0)	293-278-285=856 (+32)
May 15-17	NCAA Central Regional	T7/27 (19-6-1)	286-292-292=870 (+11)
May 27-30	NCAA Championship	27/30 (3-26-0)	314-326-307=947 (+83)

**2003-04**

**NCAA CENTRAL REGIONAL (17th)**

Date	Tournament	Finish (121-80-0)	Score (To Par)
Sept. 9-11	Topy Cup	3/11 (8-2-0)	292-293-294=879 (+15)
Oct. 6-7	Club Glove Intercollegiate	6/12 (6-5-0)	299-300-302=901 (+37)
Oct. 19-21	Gary Koch Intercollegiate	4/15 (11-3-0)	282-285-296=863 (-1)
Oct. 26-28	CC/Louisiana Intercollegiate	2/15 (13-1-0)	282-288-288=858 (-6)
Feb. 11-13	TaylorMade Intercollegiate	3/21 (18-2-0)	293-278-274=845 (-19)
Feb. 29-M. 2	Cleveland Golf Classic	14/17 (3-13-0)	292-297-306=895 (+43)
Mar. 7-9	Jim Hackler Intercollegiate	2/19 (17-1-0)	302-289-285=876 (+12)
Mar. 14-16	Morris Williams Intercollegiate	7/15 (8-6-0)	288-284-298=870 (+6)
Mar. 19-21	Hall/Fame Invitational	8/18 (10-7-0)	283-294-298=875 (+11)
April 1-3	Border Olympics	6/17 (11-5-0)	293-284-295=872 (+8)
April 15-18	SEC Championship	9/12 (3-8-0)	300-296-287=883 (+43)
May 14-16	Perry Maxwell Intercollegiate	12/15 (3-11-0)	287-292-288=867 (+27)
May 19-22	NCAA Central Regional	17/27 (10-16-0)	314-307-310=931 (+67)

**2004-05**

**NCAA CENTRAL REGIONAL (T6th)**

**NCAA CHAMPIONSHIP (T26th)**

Date	Tournament	Finish (66-139-2)	Score (To Par)
Sept. 17-19	Notre Dame Invitational	10/15 (5-9-0)	305-312-291=908 (+68)
Oct. 1-2	William H. Tucker Invitational	19/19 (0-18-0)	303-306-305=914 (+50)
Oct. 11-12	Gary Koch Intercollegiate	7/15 (8-6-0)	307-288-294=889 (+25)
Oct. 24-26	University Club Intercollegiate	2/14 (12-1-0)	275-279-278=832 (-32)
Feb. 9-11	Taylor Made Intercollegiate	5/21 (16-4-0)	274-276-276=826 (-38)
Feb. 20-22	Mercedes-Benz Collegiate	14/17 (3-13-0)	300-312-296=908 (+44)
Mar. 18-20	Hall of Fame Invitational	14/19 (5-13-0)	309-288-299=896 (+32)
Mar. 27-29	NIT Invitational	2/14 (12-1-0)	282-278-281=841 (-23)
April 4-5	Morris Williams Intercollegiate	8/15 (7-7-0)	296-315-296=907 (+43)
April 15-17	SEC Championship	8/12 (4-7-0)	305-304-296=905 (+65)
May 19-10	NCAA Central Regional	T6/27 (21-4-0)	295-297-278=870 (+30)
June 1-3	NCAA Championship	T26/30 (4-24-1)	288-296-310=894 (+54)

**2005-06**

Date	Tournament	Finish (70-89-4)	Score (To Par)
Sept. 12-13	Coca-Cola Tourn. of Champions	9/14 (5-8-0)	287-284-293=864 (+12)
Sept. 27-28	Wolf Pack Invitational	3/18 (15-2-0)	282-289-285=856 (-8)
Oct. 10-11	Gary Koch Invitational	12/12 (0-11-0)	297-298-301=896 (+32)
Nov. 1-2	CordeValle Collegiate	T3/16 (13-1-1)	285-290-284=859 (-5)
Feb. 8-11	Hawai'i at Hilo Intercollegiate	15/21 (6-14-0)	284-298-290=872 (+20)
Mar. 12-13	Jim Hackler Invitational	T6/15 (8-5-1)	294-300-297=891 (+27)
Mar. 17-19	Hall of Fame Invitational	T13/17 (4-11-1)	309-313-307=929 (+65)
Mar. 26-28	NIT Invitational	13/15 (2-12-0)	297-286-295=878 (+14)
April 3-4	Morris Williams Intercollegiate	T8/18 (10-7-1)	296-283-299=873 (+14)
April 8-9	Thunderbird Invitational	13/15 (2-12-0)	294-293-286=873 (+21)
April 21-23	SEC Championship	7/12 (5-6-0)	295-288-286=869 (+29)

# ALL-TIME RESULTS (based on available records)

## COACH BRAD McMAKIN

14 SEASONS - 2007-PRESENT

### 2006-07

Date	Tournament	Finish (69-93-3)	Score (To Par)
Sept. 14-15	Del Walker Intercollegiate	T1/14 (13-0-0)	282-287-287=856 (+4)
Oct. 2-3	Wolf Pack Classic	7/18 (11-6-0)	291-295-288=874 (+10)
Oct. 7-8	Wolf Run Intercollegiate	5/10 (5-4-0)	296-299-307=902 (+50)
Oct. 15-17	Oklahoma Intercollegiate	7/8 (1-6-0)	304-304-311=923 (+71)
Nov. 6-7	CordeValle Collegiate	T12/16 (4-11-1)	285-285-301=871 (+7)
Feb. 12	Lochinvar Challenge	2/3 (1-0)	304 (+16)
Feb. 21-23	John A Burns Intercollegiate	T14/22 (6-13-1)	297-287-288=872 (+8)
Mar. 5-6	USD Collegiate Invitational	6/15 (9-5-0)	302-290-289=881 (+17)
Mar. 16-17	Border Olympics	7/14 (7-6-0)	299-282-286=867 (+6)
Mar. 25-27	Hootie at Bulls Bay	15/15 (0-14-0)	307-293-294=894 (+42)
April. 2-3	Diet Pepsi Shocker Classic	10/16 (6-9-0)	304-312-296=912 (+60)
April. 14-15	U.S. Intercollegiate	T10/15 (4-9-1)	289-292-298=879 (+39)
April. 20-22	SEC Championship	10/12 (2-9-0)	316-295-286=897 (+57)

### 2007-08

#### NCAA CENTRAL REGIONAL (T19th)

Date	Tournament	Finish (94-61-7)	Score (To Par)
Sept. 15-16	Gopher Invitational	T2/12 (9-1-1)	298-295-297= 890 (+26)
Sept. 22-23	Wolf Run Intercollegiate	4/15 (11-3-0)	295-292-294= 881 (+29)
Sept. 30-O. 2	Fighting Irish Gridiron Classic	T2/12 (9-1-1)	300-277-284=861 (+21)
Oct. 14-16	Oklahoma Intercollegiate	3/11 (8-2-0)	305-296-298=899 (+47)
Oct. 29-30	UNCG Bridgestone Collegiate	12/15 (3-11-0)	304-288-296=888 (+24)
Feb. 20-22	John A. Burns Intercollegiate	T8/20 (10-7-2)	286-279-282= 847 (-17)
Mar. 10-11	Callaway Invitational	4/15 (11-3-0)	292-295-288=875 (+11)
Mar. 14-15	Border Olympics	1/14 (13-0-0)	295-281-291=867 (+3)
Mar. 24-25	Duck Invitational	T4/11 (6-3-1)	296-297-293=886 (+22)
April 7-8	Mizzou Intercollegiate	3/11 (8-2-0)	291-293-304=888 (+24)
April 18-20	SEC Championship	12/12 (0-11-0)	308-292-297=897 (+33)
May 15-17	NCAA Central Regional	T19/26 (6-17-2)	304-304-306=914 (+62)

### 2008-09

#### NCAA SOUTH CENTRAL REGIONAL (Runner-Up) NCAA CHAMPIONSHIP (Runner-Up)

Date	Tournament	Finish (154-31-5)	Score (To Par)
Sept. 6-7	Maryland Collegiate	1/18 (17-0-0)	RO-272-272=544 (-24)
Sept. 12-14	Gopher Invitational	9/12 (3-8-0)	305-286-299=890 (+26)
Oct. 6-7	Fighting Irish Golf Classic	1/15 (14-0-0)	287-293-283=863 (+23)
Oct. 27-28	Baylor Invitational	4/12 (8-3-0)	291-297-285=873 (+21)
Nov. 3-5	Corde Valle Collegiate	6/12 (6-5-0)	370-376-374=1120 (+40)
Feb. 18-20	John A. Burns Intercollegiate	4/17 (13-3-0)	280-286-283=849 (-15)
Mar. 6-7	Seminole Intercollegiate	T5/12 (6-4-1)	296-287-293=876 (+12)
Mar. 13-14	Border Olympics	2/16 (14-1-0)	295-292-297=884 (+20)
Mar. 28-29	Morris Williams Intercollegiate	2/18 (16-1-0)	295-295-298=888 (+36)
April 6-7	Reunion Intercollegiate	2/15 (13-1-0)	297-302-293=892 (+28)
April 17-19	SEC Championship	2/12 (10-1-0)	290-283-289=862 (-1)
May 14-16	NCAA South Central Regional	T2/30 (9-1-2)	298-301-304=903 (+39)
May 28-30	NCAA Championship	Stroke: T3/30 (23-2-2)	297-283-285=865 (+13)
• May 29	NCAA Match Play Quarters	(1-0)	def. Washington - 3-2-0
• May 29	NCAA Match Play Semis	(1-0)	def. Georgia - 3-1-1
• May 30	NCAA Match Play Championship	(0-1)	lost to Texas A&M - 3-2-0

### 2009-10

#### NCAA SOUTHEAST REGIONAL (8th)

Date	Tournament	Finish (110-40-2)	Score (To Par)
Sept. 13-14	Gopher Invitational	2/12 (10-1-0)	296-281-288=865 (+1)
Sept. 26-27	Wolverine at Radrick Farms	2/14 (12-1-0)	278-288-281=847 (-17)
Oct. 5-6	Fighting Irish Golf Classic	3/15 (12-2-0)	295-297-286=878 (+38)
Oct. 13	Jerry Pate National Intercol.	9/12 (3-8-0)	289 (+9)
Oct. 26-27	Baylor Intercollegiate	6/12 (6-5-0)	300-287-285=872 (+20)
Feb. 6	Redstone Challenge	1/3 (2-0)	295 (+7)
Feb. 14-16	Battle at the Beach	2/14 (12-1-0)	349-361-346=1,056 (-9)
Mar. 5-6	Border Olympics	T6/16 (9-5-1)	287-299-302=888 (+24)
Mar. 12-14	Seminole Intercollegiate	T3/14 (10-2-1)	293-292-288=873 (+21)
Mar. 22-23	Oregon Duck Invitational	2/13 (11-1-0)	358-359-363=1,080 (E)
April 5-6	Morris Williams Intercollegiate	5/15 (10-4-0)	294-299-293=886 (+34)
April 16-18	SEC Championship	4/12 (8-3-0)	278-286-289=853 (+13)
May 20-22	NCAA Southeast Regional	8/13 (5-7-0)	296-282-289=867 (+27)

### 2010-11

#### NCAA SOUTHEAST REGIONAL (5th) NCAA CHAMPIONSHIP (15th)

Date	Tournament	Finish (143-40-0)	Score (To Par)
Sept. 12-13	Gopher Invitational	3/11 (10-2-0)	297-281-301=889 (+25)
Oct. 2-4	Cabo Collegiate	1/12 (11-0-0)	297-280-277=854 (-10)
Oct. 11-12	Jack Nicklaus Invitational	4/10 (6-3-0)	286-292-294=872 (+32)
Oct. 18-19	David Toms Intercollegiate	2/14 (12-1-0)	283-283-284=850 (-14)
Nov. 1-2	Royal Oaks Intercollegiate	3/12 (9-2-0)	285-279=564 (-4)
Feb. 13-15	Battle at the Beach	8/13 (5-7-0)	353-365-369=1,087 (+37)
Feb 27-Mar 1	John Hayt Invitational	1/15 (14-0-0)	285-299-283=867 (+3)
Mar. 11-13	Seminole Intercollegiate	1/18 (17-0-0)	277-287-280=844 (-8)
Mar. 25-26	Border Olympics	1/19 (18-0-0)	280-273-279=832 (-32)
April 4-5	Morris Williams Intercollegiate	3/14 (11-2-0)	308-296-296=900 (+48)
April 15-17	SEC Championship	6/12 (6-5-0)	286-294-290=870 (+30)
May 19-21	NCAA Southeast Regional	5/14 (9-4-0)	283-287-286=856 (-8)
May 31-June 5	NCAA Championship	15/30 (15-14-0)	296-298-303=897 (+33)

### 2011-12

#### NCAA SOUTH CENTRAL REGIONAL (6th)

Date	Tournament	Finish (131-17-0)	Score (To Par)
Sept. 11-12	Gopher Invitational	1/14 (13-0-0)	290-291-299=880 (+16)
Sept. 25-27	Golfweek Conference Challenge	1/15 (14-0-0)	280-294-285=859 (-5)
Oct. 11-12	Jack Nicklaus Invitational	6/12 (6-5-0)	299-291-297=887 (+23)
Oct. 16-17	Windon Memorial Classic	1/17 (16-0-0)	274-276-297=847 (+7)
Oct. 27-29	Cabo Collegiate	1/12 (11-0-0)	281-276-274=831 (-21)
Feb. 10-11	Gator Invitational	2/14 (12-1-0)	288-289-287=864 (+24)
Feb. 26-28	John Hayt Invitational	1/15 (14-0-0)	299-292-281=872 (+8)
Mar. 11-12	General Hackler Championship	3/15 (12-2-0)	297-287-294=878 (+26)
Mar. 18-20	Callaway Match Play	1/16 (4-0-0)	def. Wash. St. - 3-2
			def. East Carolina - 4-1
			def. Chattanooga - 5-0
			def. Duke - 3-1-1
April 9-10	Woodlands All-American Inter.	1/15 (14-0-0)	280-276-285=841 (-23)
April 20-22	SEC Championship	5/12 (7-4-0)	286-280-289=855 (+15)
May 17-19	NCAA South Central Regional	6/14 (8-5-0)	302-292-285=879 (+15)

### 2012-13

#### NCAA FAYETTEVILLE REGIONAL (Runner-Up) NCAA CHAMPIONSHIP (10th)

Date	Tournament	Finish (124-53-6)	Score (To Par)
Sept. 9-10	Gopher Invitational	3/15 (12-2-0)	300-295-293=888 (+24)
Sept. 23-25	PING/Golfweek Preview	T11/15 (3-10-1)	288-292-289=869 (+29)
Sept 30-Oct 2	Fighting Illini Invitational	1/14 (13-0-0)	283-278-293=854 (+14)
Oct. 8-9	Jack Nicklaus Invitational	T7/11 (3-6-1)	311-309=620 (+44)
Oct. 21-23	Isleworth Collegiate Invitational	7/15 (8-6-0)	300-292-300=892 (+28)
Feb. 9-10	Gator Invitational	6/14 (8-5-0)	287-288-285=860 (+20)
Feb. 24-26	John Hayt Collegiate Invitational	1/15 (8-3-3)	293-294=587 (+11)
Mar. 11-12	General Hackler Championship	T1/11 (9-0-1)	283-299-291=873 (+9)
Mar. 16-17	Don Puckette National Invitational	4/16 (12-3-0)	282-287-286=855 (-9)
April 6-7	Aggie Invitational	4/12 (8-3-0)	295-292-282=869 (+5)
April 19-21	SEC Championship	6/14 (8-5-0)	297-280-291=868 (+28)
May 16-18	NCAA Fayetteville Regional	2/14 (12-1-0)	290-283-293=866 (+2)
May 28-30	NCAA Championship	10/30 (20-9-0)	286-271-286=843 (+3)

### 2013-14

#### NCAA COLUMBIA REGIONAL (Runner-Up) NCAA CHAMPIONSHIP (T18th)

Date	Tournament	Finish (117-65-4)	Score (To Par)
Sept. 7-9	Fighting Illini Invitational	4/15 (11-3-0)	294-287-290=871 (+31)
Sept. 22-23	Windon Memorial Classic	T7/16 (8-6-1)	299-284-298=881 (+17)
Oct. 7-8	Jerry Pate Intercollegiate	6/12 (6-5-0)	295-279-284=858 (+18)
Oct. 14-15	Crooked Stick Intercollegiate	1/14 (13-0-0)	306-285-284=875 (+11)
Oct. 20-22	Isleworth Collegiate	11/15 (4-10-0)	287-307-295=889 (+25)
Feb. 15-16	Gator Invitational	1/14 (13-0-0)	286-284-279=849 (+9)
Feb. 21-23	Bayou City Collegiate	4/15 (11-3-0)	287-286-282=855 (-9)
Mar. 2-4	Querencia Cabo Collegiate	7/14 (7-6-0)	299-296-287=882 (+30)
Mar. 24-25	Valspar Invitational	T5/15 (9-4-1)	283-286-279=848 (-4)
April 5-6	Aggie Invitational	6/12 (6-5-0)	305-301-301=907 (+43)
April 25-27	SEC Championship	T6/14 (7-5-1)	280-287-275=842 (+2)
May 15-17	NCAA Columbia Regional	2/14 (12-1-0)	289-270-277=836 (-28)
Mary 23-26	NCAA Championship	T18/30 (10-17-1)	292-286-279=857 (+17)

**2014-15**

**NCAA NEW HAVEN REGIONAL (11th)**

Date	Tournament	Finish (93-67-1)	Score (To Par)
Aug. 29-31	Carmel Cup	7/8 (1-7-0)	361-359-368=1088 (+8)
Sept. 7-9	Fighting Illini Invitational	4/15 (11-3-0)	294-287-290=871 (+31)
Sept. 12-14	OFCC/Fighting Illini Invitational	13/15 (2-12-0)	301-303-301=905 (+65)
Oct. 6-7	Jerry Pate National Intercol.	5/12 (7-4-0)	282-287-284=853 (+13)
Oct. 19-21	Tavistock Collegiate Invitational	13/15 (2-12-0)	288-299-284=871 (+7)
Feb. 14-16	SunTrust Gator Invitational	2/14 (12-1-0)	280-280-283=843 (+3)
Feb. 20-22	Bayou City Collegiate	4/15 (11-3-0)	288-288-285=861 (-3)
Mar. 1-3	Querencia Cabo Collegiate	T9/14 (4-8-1)	291-293-285=869 (+17)
<b>Mar. 28-29</b>	<b>Towson Invitational</b>	<b>1/23 (22-0)</b>	<b>302-287=589 (+21)</b>
April 4-5	Aggie Invitational	3/13 (10-2-0)	298-293-297=888 (+24)
April 17-19	SEC Championship	6/14 (8-5-0)	279-274-280=834 (-6)
May 14-16	NCAA New Haven Regional	11/14 (3-10-0)	301-289-281=871 (+31)

**2015-16**

**NCAA KOHLER REGIONAL (Runner-Up)  
NCAA CHAMPIONSHIP (12th)**

Date	Tournament	Finish (119-56-6)	Score (To Par)
Sept. 4-6	Carmel Cup	T7/8 (0-6-1)	357-373-377=1107 (+27)
Sept. 18-20	Fighting Illini Invitational	T9/15 (5-8-1)	295-292-290=877 (+37)
Oct. 5-6	Jerry Pate Intercollegiate	5/12 (5-6)	278-293-275=846 (+6)
Nov. 2-4	Gifford Collegiate	5/15 (10-4)	290-289-289=868 (+16)
Feb. 1-2	Sea Best Invitational	T3/15 (11-2-1)	287-290-281=858 (+18)
<b>Feb. 19-21</b>	<b>All-American Intercollegiate</b>	<b>1/16 (15-0)</b>	<b>300-276-279=855 (-9)</b>
Feb 28-Mar 1	Querencia Cabo Collegiate	9/15 (6-8)	291-286-295=872 (+20)
Mar. 14	Southern Intercollegiate	2/14 (12-1)	279-280=559 (-17)
Mar. 21-22	Valspar Collegiate	T9/15 (5-8-1)	298-297-286=881 (+29)
April 2-3	Aggie Invitational	3/15 (12-2)	294-293-288=875 (+11)
April 15-17	SEC Championship	T3/14 (10-2-1)	288-283-290=861 (+21)
May 16-18	NCAA Kohler Regional	T2/13 (10-1-1)	292-284-281=857 (-7)
May 27-30	NCAA Championship	12/30 (18-11)	282-284-289-298=1153 (+33)

**2016-17**

**NCAA BATON ROUGE REGIONAL (8th)**

Date	Tournament	Finish (102-67-3)	Score (To Par)
Sept. 2-4	Carmel Cup	6/8 (2-5-0)	357-352-359=1068 (-12)
Sept. 10-11	The Gopher Invitational	6/15 (9-5-0)	289-284-303=876 (+24)
Oct. 3-4	Jerry Pate Intercollegiate	6/12 (6-5-0)	285-285-291=861 (+21)
<b>Oct. 10-11</b>	<b>Mountaineer Intercollegiate</b>	<b>1/14 (13-0-0)</b>	<b>290-280-288=858 (-6)</b>
Oct. 24-25	Quail Valley Intercollegiate	3/15 (12-2-0)	278-285-282=845 (-19)
Feb. 6-7	Sea Best Invitational	4/15 (11-3-0)	291-272-290=853 (+13)
<b>Feb. 18-19</b>	<b>SunTrust Gator Invitational</b>	<b>1/15 (14-0-0)</b>	<b>288-278-279=845 (+5)</b>
Feb. 26-28	Querencia Cabo Collegiate	9/15 (6-8-0)	292-291-279=862 (+10)
Mar. 13	Southern Intercollegiate	4/15 (11-3-0)	288-283=571 (-5)
Mar. 19-21	Valspar Collegiate	T10/14 (3-9-1)	303-291-283=877 (+25)
April 1-2	Aggie Invitational	T9/13 (3-8-1)	302-292=594 (+18)
April 13	Tiger Classic	T2/7 (4-1-1)	299-298=597 (+21)
April 21-22	SEC Championship	12/14 (2-11-0)	299-292-268=859 (+19)
May 15-17	NCAA Baton Rouge Regional	8/14 (6-7-0)	299-301-293=893 (+29)

**2017-18**

**NCAA NORMAN REGIONAL (T4th)  
NCAA CHAMPIONSHIP (12th)**

Date	Tournament	Finish (135-58-6)	Score (To Par)
Sept. 1-3	Carmel Cup	6/8 (2-5-0)	354-354-363=1071 (-9)
<b>Sept. 10-11</b>	<b>The Gopher Invitational</b>	<b>1/16 (15-0-0)</b>	<b>284-285-279=848 (-4)</b>
Sept. 25-26	Bearcat Invitational	2/12 (10-1-0)	278-273-275=826 (-26)
Oct. 9-10	Jerry Pate Intercollegiate	5/12 (7-4-0)	286-269-287=842 (+2)
Oct. 23-24	Royal Oaks Intercollegiate	2/13 (11-1-0)	283-276-287=846 (-6)
Feb. 5-6	Sea Best Invitational	2/14 (12-1-0)	282-267-286=835 (-5)
Feb. 17-18	SunTrust Gator Invitational	T8/16 (7-7-1)	286-283-278=847 (+7)
Mar. 4-6	Querencia Cabo Collegiate	T6/14 (8-5-1)	296-282-284=862 (+10)
<b>Mar. 12</b>	<b>Southern Intercollegiate</b>	<b>1/18 (17-0-0)</b>	<b>285-282=567 (-9)</b>
March 18-20	Valspar Collegiate	T10/16 (5-9-1)	288-291-286=865 (+13)
April 7-8	Aggie Invitational	8/14 (6-7-0)	312-296-290=898 (+34)
April 25-27	SEC Championship	T4/14 (8-3-2)	289-285-274=848 (+8)
• April 28	SEC Match Play Quarterfinal	(0-1)	lost to Auburn, 3-2-0
May 14-16	NCAA Norman Regional	T4/14 (9-3-1)	288-293-280=861 (-3)
May 25-30	NCAA Championship	12/30 (18-11-0)	296-289-291-303=1179 (+27)

**2018-19**

**SEC CHAMPION  
NCAA AUSTIN REGIONAL (6th)**

Date	Tournament	Finish (97-64-1)	Score (To Par)
Aug 31-Sep 2	Carmel Cup	4/8 (4-3-0)	356-347-349=1052 (-28)
Sept. 9-10	The Gopher Invitational	4/14 (10-3-0)	288-291-280=859 (+7)
Sept. 28-29	William H. Tucker Intercollegiate	4/17 (14-3-0)	288-283-289=860 (-4)
Oct. 8-9	Jerry Pate Intercollegiate	2/12 (10-1-0)	281-274-274=829 (-11)
Oct. 22-23	Royal Oaks Intercollegiate	4/14 (10-3-0)	281-285-301=867 (+21)
Feb. 4-5	Sea Best Invitational	T7/14 (6-6-1)	286-293-282=861 (+27)
Feb. 18-20	The Prestige	8/15 (6-8-0)	300-295-288=883 (+31)
Mar. 3-5	Querencia Cabo Collegiate	10/13 (3-9-0)	305-290-290=885 (+33)
Mar. 17-18	Valspar Collegiate	14/15 (11-3-0)	291-288-290=869 (+17)
April 6-7	Augusta Haskins Award Invit.	4/15 (10-3-0)	277-280-288=845 (-19)
<b>April 13</b>	<b>Git-R-Done Husker Invitational</b>	<b>1/6 (5-0-0)</b>	<b>290-277=567 (-1)</b>
April 24-26	SEC Championship	Stroke: 7/14 (7-6-0)	281-274-300=855 (+15)
• April 27	SEC Match Play Quarterfinal	(1-0)	def. Vanderbilt, 3-2
• April 27	SEC Match Play Semifinal	(1-0)	def. Texas A&M, 3-2
• April 28	SEC MATCH PLAY CHAMPIONSHIP	(1-0)	def. Auburn, 3-1-1
May 13-15	NCAA Austin Regional	6/14 (8-5-0)	288-293-280=861 (-3)

**2019-20**

Date	Tournament	Finish (49-45-2)	Score (To Par)
Aug 30-Sep 1	Carmel Cup	3/8 (5-2-0)	353-352-347=1052 (-28)
Sept. 8-9	The Gopher Invitational	T3/13 (9-2-1)	290-276-288=854 (+2)
Sept 30-Oct 1	Bearcat Invitational	2/13 (11-1-0)	281-278-282=841 (-11)
Oct. 7-8	Jerry Pate Intercollegiate	7/12 (5-6-0)	22-279-281=852(+12)
Nov. 1-3	White Sands Intercollegiate	3/14 (11-2-0)	279-288-275=842 (-22)
Feb. 3-4	Sea Best Invitational	T12/14 (11-1-1)	294-288-290=872 (+32)
Feb. 17-19	The Prestige	13/15 (2-12-0)	293-288-281=862 (+10)
Mar. 1-3	Cabo Collegiate	10/15 (5-9-0)	283-282-296=861 (+9)
Mar. 16-17	Valspar Collegiate		CANCELED (due to COVID-19)
April 4-5	Irish Creek Collegiate		CANCELED (due to COVID-19)
April 22-26	SEC Championship		CANCELED (due to COVID-19)
May 18-19	NCAA Regional		CANCELED (due to COVID-19)
May 29-June 3	NCAA Championship		CANCELED (due to COVID-19)

**2020-21**

**NCAA KINGSTON SPRINGS REGIONAL (Runner-Up)  
NCAA CHAMPIONSHIP (11th)**

Date	Tournament	Finish (105-63-3)	Score (To Par)
Oct. 5-7	Blessings Collegiate Invitational	3/14 (11-2-0)	293-294-289=876 (+12)
Oct. 25-27	Vanderbilt Legends Collegiate	T6/14 (7-5-1)	272-280-279=831 (-21)
Nov. 8-10	Jerry Pate Intercollegiate	6-14 (8-5-0)	280-280-277=837 (-2)
Feb. 12-14	Gator Invitational	10/21 (11-9-0)	274-279-276=829 (-11)
Mar. 1-3	Cabo Collegiate (TPC San Antonio)	9/16 (7-8-0)	302-296-287=889 (+21)
Mar. 15-17	Tiger Invitational by Jason Dufner	7/15 (8-6-0)	287-284-294=855 (-9)
Mar. 26-28	Old Waverly Collegiate	T6/14 (7-5-1)	293-269-300=862 (-2)
April 5-7	The Collegiate Invitational	8/14 (6-7-0)	288-289-298=875 (+23)
April 21-23	SEC Championship	Stroke: 5/14 (9-4-0)	278-286-288=852 (+12)
• April 24	SEC Match Play Quarterfinal	(1-0)	def. LSU, 3-2-0
• April 25	SEC Match Play Semifinal	(1-0)	def. Texas A&M, 3-1-1
• April 25	SEC MATCH PLAY CHAMPIONSHIP	(0-1)	lost to Vanderbilt, 3-2-0
May 17-19	NCAA Kingston Springs Regional	2/13 (11-1-0)	283-280-282=845 (-7)
May 28-31	NCAA Championship	T11/30 (18-10-1)	287-293-288-285=1153 (+33)

# RAZORBACK RECORD BOOKS - INDIVIDUAL (based on available records)

## LOWEST ROUND

SCORE TO PAR	NAME	EVENT (ROUND)	SEASON
1. 63 -9	Matt Bortis	Wolf Pack Inv. (3)	2005-06
63 -9	Darren Holder	Taylor Made Int. (2)	2002-03
3. 64 -6	Segundo Oliva Pinto	SEC Championship (1)	2020-21
64 -8	Julian Perico	Old Waverly Coll. (2)	2020-21
64 -7	Julian Perico	Legends Collegiate (1)	2020-21
64 -8	Tyson Reeder	Augusta/Haskins (1)	2018-19
64 -6	Julian Perico	Jerry Pate Int. (1)	2018-19
64 -8	Luis Garza	Carmel Cup (3)	2018-19
64 -6	Sebastian Cappelen	SEC Championship (3)	2013-14
64 -6	Nicolas Echavarría	NCAA Championship (2)	2012-13
64 -8	Sebastian Cappelen	Border Olympics (2)	2010-11
64 -7	David Lingmerth	Battle at the Beach (3)	2009-10
64 -7	Ethan Tracy	Maryland Int. (1)	2008-09
64 -8	Andrew Dahl	Morris Williams (1)	2003-04
64 -8	Bud Still	SEC Championship (3)	1994-95
64 -6	David McCauley	at Texas A&M	1965-66
17. 65 -6	Tyson Reeder	NCAA Regional (3)	2020-21
65 -7	Tyson Reeder	Old Waverly Coll. (2)	2020-21
65 -5	Julian Perico	Gators Invitational (1)	2020-21
65 -5	Julian Perico	Jerry Pate Int. (2)	2018-19
65 -5	Mason Overstreet	Sea Best Inv. (2)	2017-18
65 -5	Alvaro Ortiz	Sea Best Inv. (2)	2017-18
65 -5	Mason Overstreet	Jerry Pate Int. (2)	2017-18
65 -5	Mason Overstreet	Jerry Pate Int. (1)	2017-18
65 -7	Mason Overstreet	Carmel Cup (1)	2017-18
65 -5	Luis Garza	SEC Championship (3)	2016-17
65 -5	Alvaro Ortiz	SEC Championship (3)	2016-17
65 -5	Luis Garza	Gator Invitational (3)	2016-17
65 -5	Alvaro Ortiz	Jerry Pate Int. (1)	2015-16
65 -5	Taylor Moore	SEC Championship (3)	2013-14
65 -5	Kolton Crawford	SEC Championship (1)	2014-15
65 -6	Kolton Crawford	Valspar Inv. (3)	2013-14
65 -7	Sebastian Cappelen	All-American (2)	2011-12
65 -7	Jamie Marshall	Wolverine (3)	2009-10
65 -6	Jamie Marshall	Battle at the Beach (3)	2009-10
65 -7	Sam Chavez	Border Olympics (2)	2007-08
65 -7	Andrew Landry	Callaway Golf Inv. (2)	2006-07
65 -7	Andrew Dahl	Border Olympics (1)	2002-03
65 -5	Adam Wing	SEC Championship (3)	2002-03
65 -7	Craig Lile	Lexus Int. (2)	1999-00
65 -7	John Daly	NCAA Championship (3)	1985-86

## LOWEST ROUND IN RELATION TO PAR

SCORE TO PAR	NAME	EVENT (ROUND)	SEASON
1. 63 -9	Matt Bortis	Wolf Pack Inv. (3)	2005-06
63 -9	Darren Holder	Taylor Made Int. (2)	2002-03
2. 64 -8	Julian Perico	Old Waverly Coll. (2)	2020-21
64 -8	Tyson Reeder	Augusta/Haskins (1)	2018-19
64 -8	Luis Garza	Carmel Cup (3)	2018-19
64 -8	Sebastian Cappelen	Border Olympics (2)	2010-11
64 -8	Andrew Dahl	Morris Williams (1)	2003-04
64 -8	Bud Still	SEC Championship (3)	1994-95

\* The University of Arkansas men's golf archives are not complete. Numbers in the records section include those that can be documented in the UA archives and Golfstat archives (1992-pres.).

## LOWEST 36-HOLE SCORE

(Rds 1 & 2 of 54 holes only)

SCORE TO PAR	NAME	EVENT (ROUND)	SEASON
1. 129 -11	Julian Perico	Jerry Pate Int.	2018-19
2. 130 -12	Julian Perico	Legends Collegiate	2020-21
130 -10	Mason Overstreet	Jerry Pate Int.	2017-18
4. 131 -9	Kolton Crawford	SEC Championship	2014-15
5. 132 -12	Andrew Dahl	Morris Williams	2003-04
132 -10	Ethan Tracy	Maryland Int.	2008-09
7. 133 -11	Alvaro Ortiz	Quail Valley Inv.	2016-17
133 -11	Sebastian Cappelen	Border Olympics	2010-11
133 -7	Julian Perico	SEC Championship	2018-19
10. 134 -10	Tyson Reeder	Augusta Haskins Inv.	2018-19
134 -10	Craig Lile	Red River Classic	2000-01
134 -8	Alvaro Ortiz	Bearcat Invitational	2017-18
134 -6	Charles Kim	SunTrust Gator Inv.	2016-17
134 -6	Nicolas Echavarría	SEC Championship	2013-14
134 -6	Nicolas Echavarría	NCAA Championship	2012-13

## BEST 36-HOLE SCORE IN RELATION TO PAR

(Rds 1 & 2 of 54 holes only)

SCORE TO PAR	NAME	EVENT	SEASON
1. 129 -11	Julian Perico	Jerry Pate Int.	2018-19
2. 130 -12	Julian Perico	Legends Collegiate	2020-21
130 -10	Mason Overstreet	Jerry Pate Int.	2017-18
4. 132 -12	Andrew Dahl	Morris Williams	2003-04
5. 133 -11	Alvaro Ortiz	Quail Valley Inv.	2016-17
133 -11	Sebastian Cappelen	Border Olympics	2010-11
7. 132 -10	Ethan Tracy	Maryland Int.	2008-09
8. 134 -10	Tyson Reeder	Augusta Haskins Inv.	2018-19
134 -10	Craig Lile	Red River Classic	2000-01



**MATT BORTIS** (pictured) and **DARREN HOLDER** own the school record by shooting a 63 in a single round. Interestingly, while it was Arkansas' third event of 2002-03, it was Holder's first career event played and his 63 came in round two after an opening-round 82. The Razorbacks established a school record by shooting a 21-under-par 267 in that second round as all four counting scores were in the 60's.

## LOWEST 54-HOLE TOURNAMENT SCORE

SCORE TO PAR	NAME	EVENT	SEASON
1. 197 -13	Julian Perico	Jerry Pate Int.	2018-19
2. 199 -14	Julian Perico	Legends Collegiate	2020-21
199 -17	Sebastian Cappelen	Border Olympics	2010-11
4. 200 -10	Mason Overstreet	Jerry Pate Int.	2017-18
5. 201 -15	Luis Garza	Carmel Cup	2018-19
6. 202 -8	Sebastian Cappelen	SEC Championship	2012-13
7. 203 -13	Julian Perico	Carmel Cup	2019-20
8. 204 -6	Segundo Oliva Pinto	SEC Championship	2020-21
204 -9	Alvaro Ortiz	Bearcat Inv.	2017-18
204 -6	Charles Kim	SunTrust Gator Inv.	2016-17
204 -12	Alvaro Ortiz	Carmel Cup	2016-17
204 -12	Matt Bortis	National Inv. Tourney	2004-05
204 -12	Eric Shriver	TaylorMade Int.	2004-05
204 -12	Craig Lile	Lexus Int.	1999-00
15. 205 -5	Julian Perico	Gators Invitational	2020-21
205 -11	Mason Overstreet	Carmel Cup	2019-20
205 -8	Mason Overstreet	Bearcat Inv.	2017-18
205 -11	Alvaro Ortiz	Quail Valley	2016-17
205 -8	Taylor Moore	Querencia Cabo	2015-16
205 -8	Sebastian Cappelen	Cabo Collegiate	2011-12
205 -8	David Lingmerth	Battle at the Beach	2009-10
205 -11	Jason Turner	University Club Int.	2004-05
205 -11	Andrew Dahl	Border Olympics	2002-03
205 -11	Craig Lile	Red River Classic	2000-01
25. 206 -7	Tyson Reeder	NCAA Regional	2020-21
206 -10	Tyson Reeder	Tiger Invitational	2020-21
206 -4	Luis Garza	Sea Best Inv.	2017-18
206 -7	William Buhl	Gopher Inv.	2018-19
206 -7	Mason Overstreet	Gopher Inv.	2017-18
206 -10	Alvaro Ortiz	Carmel Cup	2017-18
206 -4	Taylor Moore	SEC Championship	2014-15
206 -4	Nicolas Echavarría	NCAA Championship	2012-13
206 -10	Jamie Marshall	Wolverine at Radrick	2009-10
206 -7	Jamie Marshall	Battle at the Beach	2009-10
206 -10	Matt Bortis	Wolf Pack Inv.	2005-06
206 -10	Andrew Dahl	Morris Williams	2003-04
206 -10	Bud Still	SEC Championship	1994-95
38. 207 -6	William Buhl	Gopher Invitational	2019-20
207 -3	William Buhl	SEC Championship	2017-18
207 -3	Alvaro Ortiz	SunTrust Gator	2017-18
207 -3	Mason Overstreet	Sea Best Inv.	2017-18
207 -9	Taylor Moore	All-American Int.	2015-16
207 -3	Sebastian Cappelen	NCAA Championship	2013-14
207 -6	Austin Cook	Cabo Collegiate	2011-12
45. 208 -8	Tyson Reeder	Old Waverly Coll.	2020-21
208 -2	Tyson Reeder	Gators Invitational	2020-21
208 -5	William Buhl	Bearcat Inv.	2017-18
208 -2	Kolton Crawford	Gator Invite	2014-15
208 -8	Kolton Crawford	NCAA Regional	2013-14
208 -2	Sebastian Cappelen	SEC Championship	2013-14
208 -1	Nicolas Echavarría	SEC Championship	2013-14
208 -5	Sebastian Cappelen	Seminole Int.	2010-11
208 -8	David Lingmerth	Wolverine at Radrick	2009-10
208 -8	Andrew Landry	John A. Burns Int.	2008-09
208 -8	David Lingmerth	John A. Burns Int.	2007-08
208 -8	Andrew Landry	John A. Burns Int.	2007-08
208 -8	Andrew Landry	John A. Burns Int.	2006-07
208 -8	Matt Bortis	TaylorMade Int.	2004-05
208 -8	Matt Bortis	University Club Int.	2004-05
208 -8	Josh Farrell	TaylorMade Int.	2004-05

## BEST 54-HOLE SCORE IN RELATION TO PAR

SCORE TO PAR	NAME	EVENT	SEASON
1. 199 -17	Sebastian Cappelen	Border Olympics	2010-11
2. 201 -15	Luis Garza	Carmel Cup	2018-19
3. 199 -14	Julian Perico	Legends Collegiate	2020-21
4. 203 -13	Julian Perico	Carmel Cup	2019-20
197 -13	Julian Perico	Jerry Pate Int.	2018-19
6. 204 -12	Alvaro Ortiz	Carmel Cup	2016-17
204 -12	Matt Bortis	National Inv. Tourney	2004-05
204 -12	Eric Shriver	TaylorMade Int.	2004-05
204 -12	Craig Lile	Lexus Int.	1999-00
10. 205 -11	Mason Overstreet	Carmel Cup	2019-20
205 -11	Alvaro Ortiz	Quail Valley	2016-17
205 -11	Jason Turner	Univ. Club Int.	2004-05
205 -11	Andrew Dahl	Border Olympics	2002-03
205 -11	Craig Lile	Red River Classic	2000-01
15. 206 -10	Tyson Reeder	Old Waverly Collegiate	2020-21
200 -10	Mason Overstreet	Jerry Pate Int.	2017-18
206 -10	Alvaro Ortiz	Carmel Cup	2017-18
206 -10	Jamie Marshall	Wolverine at Radrick	2009-10
206 -10	Matt Bortis	Wolf Pack Inv.	2005-06
206 -10	Andrew Dahl	Morris Williams	2003-04
206 -10	Bud Still	SEC Championship	1994-95



En route to winning his first collegiate event – the 2018-19 Jerry Pate National Intercollegiate, **JULIAN PERICO** posted the lowest 36-hole (129) and 54-hole (197) scores in school history.

**SINGLE SEASON STROKE AVERAGE**

AVG.	NAME	SEASON	RDS	STKS
1.	70.38	Julian Perico	2019-20 (So.)	24 1,689
2.	70.65	William Buhl	2019-20 (Sr.)	23 1,625
3.	71.18	Julian Perico	2020-21 (Jr.)	34 2,420
4.	71.24	Alvaro Ortiz	2017-18 (Sr.)	42 2,992
5.	71.26	Sebastian Cappelen	2013-14 (Sr.)	39 2,779
6.	71.30	Tyson Reeder	2020-21 (GrSr)	33 2,353
7.	71.32	Craig Lile	2000-01 (Sr.)	37 2,639
8.	71.41	Taylor Moore	2015-16 (Sr.)	39 2,785
9.	71.46	Mason Overstreet	2019-20 (Sr.)	24 1,715
10.	71.52	Mason Overstreet	2017-18 (So.)	42 3,004
11.	71.54	Julian Perico	2018-19 (Fr.)	41 2,993
12.	71.63	David Lingmerth	2009-10 (Sr.)	35 2,507
13.	71.65	Craig Lile	1999-00 (Jr.)	40 2,866
14.	71.67	Deane Pappas	1991-92 (Sr.)	46 3,297
15.	71.70	Andrew Dahl	2002-03 (Jr.)	37 2,653
16.	71.72	Taylor Moore	2014-15 (Jr.)	29 2,080
17.	71.76	Ethan Tracy	2011-12 (Sr.)	33 2,368
18.	71.77	Mason Overstreet	2018-19 (Jr.)	35 2,512
19.	71.79	Sebastian Cappelen	2010-11 (Fr.)	38 2,728
20.	71.81	Bud Still	1993-94 (So.)	43 3,088
21.	71.94	Alvaro Ortiz	2016-17 (Jr.)	36 2,590
22.	72.03	Sebastian Cappelen	2012-13 (Jr.)	34 2,449
23.	72.08	William Buhl	2017-18 (So.)	42 3,027
24.	72.09	Mason Overstreet	2020-21 (GrSr)	22 1,586
25.	72.15	Luis Garza	2016-17 (Fr.)	39 2,814
26.	72.19	Kolton Crawford	2014-15 (Jr.)	32 2,310
27.	72.20	Andrew Landry	2006-07 (So.)	40 2,888
28.	72.21	Sebastian Cappelen	2011-12 (So.)	33 2,383
29.	72.24	William Buhl	2018-19 (Jr.)	38 2,745
30.	72.25	Matt Bortis	2005-06 (Jr.)	36 2,601
31.	72.26	Ethan Tracy	2010-11 (Jr.)	38 2,746
32.	72.37	Jamie Marshall	2009-10 (Jr.)	35 2,533
33.	72.381	Tyson Reeder	2019-20 (Sr.)	21 1,520
34.	72.385	Taylor Moore	2013-14 (So.)	39 2,823
35.	72.56	Andrew Dahl	2003-04 (Sr.)	39 2,830
36.	72.67	Bud Still	1994-95 (Jr.)	43 3,125
37.	72.71	Tyson Reeder	2018-19 (Jr.)	38 2,763
38.	72.76	Segundo Oliva Pinto	2020-21 (Jr.)	29 2,110
39.	72.78	Matt Bortis	2004-05 (So.)	36 2,620
40.	72.82	Andrew Landry	2008-09 (Sr.)	38 2,767
41.	72.83	Andrew Landry	2007-08 (Jr.)	36 2,622
42.	72.84	William Buhl	2020-21 (GrSr)	25 1,821
43.	72.86	Luis Garza	2017-18 (So.)	42 3,060
44.	72.94	Craig Lile	1997-98 (Fr.)	33 2,407

**LOWEST 72-HOLE TOURNAMENT SCORE**

SCORE TO PAR	NAME	EVENT	SEASON
1.	281 -7	Mason Overstreet	NCAA Championship 2016-17
2.	283 -5	Mike Swartz	NCAA Championship 1983-84
3.	284 +4	Tyson Reeder	NCAA Championship 2020-21
4.	285 -3	Bud Still	NCAA Championship 1993-94
	285 -3	Deane Pappas	NCAA Championship 1991-92
6.	286 -2	Steven Bright	NCAA Championship 1993-94
7.	287 +7	Taylor Moore	NCAA Championship 2015-16
8.	288 E	Craig Young	NCAA Championship 1993-94
	288 E	Rod Ellis	NCAA Championship 1993-94
10.	289 +9	Charles Kim	NCAA Championship 2015-16
	289 +1	Tag Ridings	NCAA Championship 1993-94
	289 +1	Bud Still	NCAA Championship 1992-93
	289 +5	Greg Reid	NCAA Championship 1987-88
14.	290 +10	William Buhl	NCAA Championship 2020-21
	290 +10	Julian Perico	NCAA Championship 2020-21
	290 +2	David White	NCAA Championship 1991-92
	290 +2	Chris Little	NCAA Championship 1986-87
	290 +2	John Daly	NCAA Championship 1985-86

**YEARLY STROKE AVERAGE LEADERS**

SEASON	NAME	AVG.	RDS	STKS
1992-93	David White	72.98	43	3,138
1993-94	Bud Still	71.81	43	3,088
1994-95	Bud Still	72.67	43	3,125
1995-96	Bud Still	73.30	46	3,372
1996-97	Tag Ridings	73.33	40	2,933
1997-98	Craig Lile	72.94	33	2,407
1998-99	Craig Lile	74.30	38	2,825
1999-00	Craig Lile	71.65	40	2,866
2000-01	Craig Lile	71.32	37	2,639
2001-02	Adam Wing	73.30	33	2,419
2002-03	Andrew Dahl	71.70	37	2,653
2003-04	Andrew Dahl	72.56	39	2,830
2004-05	Matt Bortis	72.78	36	2,620
2005-06	Matt Bortis	72.25	36	2,601
2006-07	Andrew Landry	72.20	40	2,888
2007-08	Andrew Landry	72.83	36	2,622
2008-09	Andrew Landry	72.82	38	2,767
2009-10	David Lingmerth	71.63	35	2,507
2010-11	Sebastian Cappelen	71.79	38	2,728
2011-12	Ethan Tracy	71.76	33	2,368
2012-13	Sebastian Cappelen	72.03	34	2,449
2013-14	Sebastian Cappelen	71.26	39	2,779
2014-15	Taylor Moore	71.72	29	2,080
2015-16	Taylor Moore	71.41	39	2,785
2016-17	Alvaro Ortiz	71.94	36	2,590
2017-18	Alvaro Ortiz	71.24	42	2,992
2018-19	Julian Perico	71.54	41	2,993
2019-20	Julian Perico	70.38	24	1,689
2020-21	Julian Perico	71.18	34	2,420

**CAREER STROKE AVERAGE**

AVG.	NAME	SEASONS	RDS	STKS
1.	71.131	Julian Perico	2019-pres.	99 7,042
2.	71.799	Sebastian Cappelen	2010-14	144 10,339
3.	72.047	Craig Lile	1998-01	148 10,663
4.	72.048	Mason Overstreet	2017-21	166 11,960
5.	72.083	Tyson Reeder	2018-21	120 8,650
6.	72.222	Alvaro Ortiz	2015-18	144 10,400
7.	72.285	Taylor Moore	2012-16	144 10,409
8.	72.168	William Buhl	2017-20	133 9,629
9.	72.605	Andrew Landry	2007-09	114 8,277
10.	72.734	David Lingmerth	2008-10	109 7,928
11.	72.857	Matt Bortis	2004-06	105 7,650
12.	72.880	Bud Still	1993-96	175 12,754
13.	72.900	Andrew Dahl	2002-04	100 7,290
14.	72.929	Luis Garza	2017-20	140 10,210
15.	73.107	Kolton Crawford	2012-16	140 10,235
16.	73.101	Ethan Tracy	2009-12	138 10,088
17.	73.232	Jamie Marshall	2008-11	99 7,250
18.	73.372	Austin Cook	2009-13	137 10,052
19.	73.419	Thomas Sorensen	2012-14	62 4,552
20.	73.597	Nicolas Echavarrria	2012-16	129 9,494
21.	74.020	Paul Bradshaw	2003-04	51 3,775
22.	74.068	Josh Eure	2010-14	73 5,407
23.	74.105	Jack O'Keefe	1989-93	86 6,373
24.	74.155	David White	1991-93	84 6,229
25.	74.185	Eric Shriver	2005-06	54 4,006

**MOST SEASON TOP 10 FINISHES**

NAME	SEASON	NO.
1.	David Lingmerth	2009-10 10
	Bud Still	1993-94 10
3.	Andrew Landry	2006-07 9
	Bud Still	1995-96 9
5.	Andrew Dahl	2002-03 8
5.	Ethan Tracy	2011-12 7
	Ethan Tracy	2010-11 7
	David Lingmerth	2008-09 7
	Andrew Landry	2007-08 7
	Craig Lile	2000-01 7
	Bud Still	1993-94 7
	David White	1992-93 7
11.	Alvaro Ortiz	2016-17 6
	Taylor Moore	2015-16 6
	Taylor Moore	2014-16 6
	Sebastian Cappelen	2013-14 6
	Sebastian Cappelen	2010-11 6
	Ethan Tracy	2010-11 6
	Andrew Landry	2008-09 6
	Craig Lile	1999-00 6
	Tag Ridings	1996-97 6
	Bud Still	1992-93 6
19.	Julian Perico	2018-19 5
	Alvaro Ortiz	2017-18 5
	Mason Overstreet	2017-18 5
	Luis Garza	2017-16 5
	Kolton Crawford	2014-15 5
	Taylor Moore	2013-14 5
	Ethan Tracy	2008-09 5
	Craig Lile	1997-98 5

**MOST CAREER TOP 10 FINISHES**

NAME	SEASON	NO.
1.	Bud Still	1993-96 30
2.	Taylor Moore	2012-16 22
	Andrew Landry	2007-09 22
	Craig Lile	1998-01 22
5.	Ethan Tracy	2009-12 21
6.	Sebastian Cappelen	2010-14 20
7.	David Lingmerth	2008-10 19
8.	Mason Overstreet ^	2017-21 13
	Jack O'Keefe *	1989-93 13
	Deane Pappas *	1989-92 13
	David White *	1991-93 13

^ - granted 5th year of eligibility by NCAA due to COVID-19

\*The University of Arkansas men's golf archives are not complete. Numbers in the records section include those that can be documented in the UA archives and Golfstat archives (1992-pres.).

# RAZORBACK RECORD BOOK - INDIVIDUAL (based on available records)



**SEBASTIAN CAPPELEN** had 80 rounds of par or better to help him finish as the program's all-time leader in stroke average.

## MOST ROUNDS IN THE 60's - SEASON

NAME	SEASON	NO.
1. Alvaro Ortiz	2017-18	14
2. Julian Perico	2018-19	12
Sebastian Cappelen	2013-14	12
4. Mason Overstreet	2017-18	11
5. Julian Perico	2019-20	10
William Buhl	2017-18	10
Alvaro Ortiz	2016-17	10
Taylor Moore	2015-16	10
Matt Bortis	2004-05	10
10. Tyson Reeder	2020-21	9
Mason Overstreet	2018-19	9
Luis Garza	2016-17	9
Taylor Moore	2014-15	9
Sebastian Cappelen	2010-11	9

*\* The University of Arkansas men's golf archives are not complete. Numbers in the records section include those that can be documented in the UA archives and Golfstat archives (1992-pres.). A majority of the records on this page were provided by Golfstat, which dates back to 1992.*

## MOST ROUNDS PAR OR BETTER - SEASON -

NAME	SEASON	NO.
1. Craig Lile	1999-00	24
2. Alvaro Ortiz	2017-18	23
Bud Still	1993-94	23
4. Andrew Dahl	2002-03	22
Craig Lile	2000-01	22
6. William Buhl	2017-18	21
Taylor Moore	2015-16	21
Sebastian Cappelen	2012-13	21
9. Luis Garza	2016-17	20
Sebastian Cappelen	2013-14	20
Sebastian Cappelen	2010-11	20
David Lingmerth	2009-10	20
Andrew Landry	2009-07	20
Andrew Dahl	2003-04	20
Bud Still	1995-96	20

## MOST ROUNDS PAR OR BETTER - CAREER -

NAME	YEARS	NO.
1. Sebastian Cappelen	2010-14	80
2. William Buhl	2017-21 *	76
3. Craig Lile	1997-01	75
Bud Still	1993-96	75
5. Taylor Moore	2012-16	71
6. Mason Overstreet	2017-21 *	66
7. Alvaro Ortiz	2014-18	60
8. Andrew Landry	2006-09	52
9. Julian Perico	2019-pres.	51
10. Ethan Tracy	2008-12	50
Tag Ridings	1993-97	50

## MOST BIRDIES - SEASON

NAME	SEASON	NO.
1. Alvaro Ortiz	2017-18	161
2. Mason Overstreet	2017-18	143
3. Craig Lile	2000-01	139
4. Andrew Landry	2006-07	136
5. William Buhl	2017-18	135
Sebastian Cappelen	2013-14	135
7. Julian Perico	2018-19	134
8. Luis Garza	2017-18	133
9. Mason Overstreet	2016-17	131
10. Andrew Landry	2008-09	130

## MOST BIRDIES - CAREER

NAME	YEARS	NO.
1. Mason Overstreet	2017-21 *	531
2. Sebastian Cappelen	2010-14	496
3. William Buhl	2017-21 *	481
4. Alvaro Ortiz	2014-18	469
5. Craig Lile	1997--01	440
6. Taylor Moore	2012-16	437
7. Luis Garza	2017-20	423
8. Ethan Tracy	2008-12	421
9. Koltan Crawford	2012-16	390
10. Andrew Landry	22006-09	362
11. Austin Cook	2009-13	350

*\* - Players were granted a 5th season by the NCAA due to COVID-19 in 20-1920*

## MOST EAGLES - SEASON

NAME	SEASON	NO.
1. Julian Perico	2020-21	9
2. Taylor Moore	2015-16	7
Sebastian Cappelen	2010-11	7
4. Mason Overstreet	2017-18	6
Matt Bortis	2003-04	6
6. Tyson Reeder	2020-21	5
Tyson Reeder	2018-19	5
Julian Perico	2018-19	5
Alvaro Ortiz	2017-18	5
9. Julian Perico	2020-21	4
Luis Garza	2016-17	4
Alvaro Ortiz	2016-17	4
Sebastian Cappelen	2011-12	4
Ethan Tracy	2010-11	4
Matt Bortis	2005-06	4
Adam Wing	2001-02	4
Tag Ridings	1969-97	4

## MOST EAGLES - CAREER

NAME	YEARS	NO.
1. Julian Perico	2019-21	18
2. Mason Overstreet	2017-21 *	13
Tyson Reeder	2018-21 *	13
Sebastian Cappelen	2010-14	13
4. Alvaro Ortiz	2014-18	12
5. Taylor Moore	2012-16	11
Matt Bortis	2003-06	11
7. Luis Garza	2017-20	9
Nicolas Echavarria	2012-16	8
Ethan Tracy	2008-12	8
Craig Lile	1997-01	8
Scotty Campbell	2003-07	8



**ANDREW LANDRY** led the team in scoring average in each of his three seasons and tallied a record 22 top-10 finishes.

**LOWEST ROUND  
9-HOLE FORMAT**

EVENT (DATE)	SCORE
1. SWC Commissioner's Cup (Rd. 2)(Sept. 16, 1985)	142
2. Harvey Penick Intercollegiate (Nov. 8, 1987)	174
3. SWC Commissioner's Cup (Rd. 1) (Sept. 16, 1985)	204
4. SWC Commissioner's Cup (Rd. 2) (Sept. 1983)	207
5. SWC Fall Tournament (Rd. 2) (Sept. 8, 1980)	221
6. Southwest Spring Classic (March 19, 1990)	228
7. Southwest Spring Classic (March 20, 1990)	229
8. SWC Commissioner's Cup (Rd. 1) (Sept. 1983)	230
9. SWC Fall Tournament (Rd. 1) (Sept. 8, 1980)	244

**LOWEST ROUND  
MODERN 18-HOLE FORMAT**

EVENT (DATE)	SCORE (RD)
1. Sea Best Invitational (Feb. 5, 2018)	267 (2)
TaylorMade Intercollegiate (Feb. 11, 2004)	267 (2)
3. SEC Championship (April 22, 2017)	268 (3)
4. Old Waverly Collegiate (Mar. 26-28, 2021)	269 (2)
Jerry Pate Intercollegiate (Oct. 9, 2017)	269 (2)
6. NCAA Columbia Regional (May 16, 2014)	270 (2)
7. NCAA Championships (May 29, 2013)	271 (2)
8. Legends Collegiate (Oct. 25-27, 2020)	272 (1)
Sea Best Invitational (Feb. 6, 2017)	272 (2)
Maryland Collegiate Invitational (Sept. 7, 2008)	272 (2)
Maryland Collegiate Invitational (Sept. 6, 2008)	272 (1)
12. Bearcat Invitational (Sept. 25, 2017)	273 (2)
Border Olympics (Mar. 25, 2011)	273 (2)
14. Gator Invitational (Feb. 12-14, 2021)	274 (1)
SEC Championship (Apr. 25, 2019)	274 (2)
Jerry Pate Intercollegiate (Oct. 9, 2019)	274 (3)
Jerry Pate Intercollegiate (Oct. 8, 2018)	274 (2)
SEC Championship (April 27, 2018)	274 (3)
Cabo Collegiate (Oct. 29, 2011)	274 (3)
Windon Memorial Classic (Oct. 16, 2011)	274 (1)
TaylorMade Intercollegiate (Feb. 13, 2004)	274 (1)
TaylorMade Intercollegiate (Feb. 9, 2005)	274 (3)
23. White Sands Intercollegiate (Nov. 3, 2019)	275 (3)
Bearcat Invitational (Sept. 26, 2017)	275 (3)
Jerry Pate Intercollegiate (Oct. 6, 2015)	275 (3)
SEC Championships (April 27, 2014)	275 (3)
University Club Intercollegiate (Oct. 24, 2004)	275 (1)

**LOWEST ROUND IN RELATION TO PAR  
MODERN 18-HOLE FORMAT**

EVENT (YEAR)	TO PAR	SCORE (RD)
1. Old Waverly Collegiate (2020-21)	-19	269 (2)
NCAA Columbia Regional (2013-14)	-18	270 (2)
2. Border Olympics (2010-11)	-15	273 (2)
3. Taylor Made Intercollegiate (2004-05)	-14	274 (1)
Taylor Made Intercollegiate (2003-04)	-14	274 (3)
5. White Sands Intercollegiate (2019-20)	-13	275 (3)
Sea Best Invitational (2017-18)	-13	267 (2)
University Club Intercollegiate (2004-05)	-13	275 (1)
Taylor Made Intercollegiate (2002-03)	-13	267 (2)
10. Legends Collegiate (2020-21)	-12	272 (1)
SEC Championship (2016-17)	-12	268 (3)
The All-American (2015-16)	-12	276 (2)
Woodlands All-American Int. (2011-12)	-12	276 (2)
Maryland Collegiate Inv. (2008-09)	-12	272 (2)
Maryland Collegiate Inv. (2008-09)	-12	272 (1)
Taylor Made Intercollegiate (2004-05)	-12	276 (3)
Taylor Made Intercollegiate (2004-05)	-12	276 (2)
Border Olympics (2002-03)	-12	276 (1)

**LOWEST TEAM TOTAL  
MODERN 36-HOLE EVENT**

EVENT (YEAR)	SCORE
1. Maryland Collegiate Invitational (2008-09)	544 (-24)
2. Southern Intercollegiate (March 14, 2016)	559 (-17)
3. Southern Intercollegiate (March 12, 2018)	567 (-9)
Gary Koch Intercollegiate (Oct. 14-15, 2002)	567 (-9)
5. William H. Tucker Invitational (Sept. 19-20, 1997)	569 (-7)
6. Southern Intercollegiate (March 13, 2017)	571 (-5)
Hal Sutton Invitational (Nov. 10-11, 1986)	571 (-5)

**LOWEST 36-HOLE TEAM TOTAL  
(RDS 1-2 of 54 FORMAT)**

EVENT (YEAR)	SCORE
1. Sea Best Invitational (2017-18)	549 (-11)
2. Windon Memorial (2011-12)	550 (-10)
Taylor Made Intercollegiate (2004-05)	550 (-26)
4. Bearcat Invitational (2017-18)	551 (-17)
5. Legends Collegiate (2020-21)	552 (-16)
6. Gator Invitational (2020-21)	553 (-7)
Border Olympics (2010-11)	553 (-23)
8. SEC Championship (2014-15)	554 (-6)
University Club Int. (2004-05)	554 (-22)

**LOWEST TEAM TOTAL  
54-HOLE FORMAT (9 HOLES)**

EVENT (DATE)	SCORE
1. SWC Commissioner's Cup (Sept. 16-17, 1985)	726
2. Columbia Lakes Intercollegiate (Feb. 6-8, 1982)	778
3. Pinehurst Intercollegiate (March 10-13, 1980)	789

**LOWEST TEAM TOTAL  
MODERN 54-HOLE FORMAT (18 HOLES)**

EVENT (DATE)	SCORE
1. Bearcat Invitational (Sept. 25-26, 2017)	826 (-26)
TaylorMade Intercollegiate (Feb. 9-11, 2005)	826 (-38)
3. Gator Invitational (Feb. 12-14, 2021)	829 (-11)
Jerry Pate Intercollegiate (Oct. 8-9, 2018)	829 (-11)
5. Legends Collegiate (Oct. 25-27, 2020)	831 (-21)
Cabo Collegiate (Oct. 27-29, 2011)	831 (-21)
7. Border Olympics (Mar. 25-26, 2011)	832 (-32)
University Club Int. (Oct. 24-26, 2004)	832 (-32)
9. SEC Championships (April 17-19, 2015)	834 (-6)
10. Sea Best Invitational (Feb. 5-6, 2018)	835 (-5)
11. NCAA Columbia Regional (May 15-17, 2014)	836 (-28)
12. Jerry Pate Intercollegiate (Nov. 8-10, 2020)	837 (-2)
13. Woodlands All-American Int. (Apr. 9-10, 2012)	841 (-23)
NIT Tournament (March 27-29, 2005)	841 (-23)
15. White Sands Intercollegiate (Nov. 1-3, 2019)	842 (-22)
Jerry Pate Intercollegiate (Oct. 9-10, 2017)	842 (+2)
SEC Championships (April 25-27, 2014)	842 (+2)
18. Suntrust Gator Invitational (Feb. 14-15, 2015)	843 (+3)
NCAA Championships (May 28-30, 2013)	843 (+3)
20. Seminole Intercollegiate (Mar. 11-13, 2011)	844 (-8)
Perry Maxwell Intercollegiate (May 16, 1992)	844 (NA)

**LOWEST TEAM SCORE IN RELATION  
TO PAR - MODERN 54-HOLE FORMAT**

EVENT (YEAR)	TO PAR	SCORE
1. TaylorMade Intercollegiate (2004-05)	-38	826
2. Border Olympics (2010-11)	-32	832
University Club Int. (2004-05)	-32	832
NCAA Columbia Regional (2013-14)	-28	836
5. Bearcat Invitational (2017-18)	-26	826
6. Woodlands All-American Int. (2011-12)	-23	841
NIT Tournament (2004-05)	-23	841
White Sands Intercollegiate (2019-20)	-22	842
9. Legends Collegiate (2020-21)	-21	831
Cabo Collegiate (2011-12)	-21	831
11. Quail Valley Int. (2016-17)	-19	845
TaylorMade Intercollegiate (2003-04)	-19	845

**LOWEST TEAM TOTAL  
72-HOLE FORMAT (18 HOLES)**

EVENT	SCORE
1. 1994 NCAA Championship	1,138 (-14)
2. 2021 NCAA Championship	1,153 (+33)
2016 NCAA Championship	1,153 (+33)
4. 1992 NCAA Championship	1,156 (+4)
5. 1993 NCAA Championship	1,169 (+17)
6. 1989 NCAA Championship	1,171 (+19)
7. 2018 NCAA Championship	1,179 (+27)
8. 1986 NCAA Championship	1,183 (+31)
9. 1987 NCAA Championship	1,187 (+35)
10. 1988 NCAA Championship	1,190 (+54)
11. 1991 NCAA Championship	1,192 (+40)
12. 1996 NCAA Championship	1,221 (+69)
13. 1990 NCAA Championship	1,228 (+76)

**YEARLY STROKE AVERAGE LEADERS**

YEAR	ROUNDS	STROKES	AVERAGE
1. 2019-20*	24	6,825.6	284.40
2. 2017-18*	42	11,980.8	285.26
3. 2020-21	34	9,700	285.29
4. 2018-19*	38	10,886.6	286.49
5. 2011-12	33	9,493	287.67
6. 2016-17*	39	11,245.4	288.34
7. 2015-16*	39	11,247.6	288.40
8. 2010-11*	38	10,964.6	288.54
9. 2009-10**	35	10,121.8	289.19
10. 2014-15*	32	9,254.4	289.20
11. 2013-14	39	11,289	289.46

\* - Includes tournament(s) with Golfstat adjusted number for 6/count events.

The 2019-20 Razorbacks set the school single-season scoring record with a stroke average of 284.40. On that team, **JULIAN PERICO** set the school single-season scoring mark with a sea-son average of 70.38.





# ARKANSAS SEC CHAMPIONSHIP HISTORY



In its fourth year since joining the SEC –and three top-four finishes to start its league history, the **1995 RAZORBACKS** won the SEC Championship. **BUD STILL** was also the individual medalist while **STEVEN BRIGHT** was runner-up.

## ALL-TIME TEAM PLACING

Year	Place	Score
1992	3rd	879
1993	2nd	856
1994	4th	883
<b>1995</b>	<b>1st</b>	<b>855</b>
1996	3rd	869
1997	8th	913
1998	9th	592
1999	11th	954
2000	11th	913
2001	10th	909
2002	6th	878
2003	7th	881
2004	9th	883
2005	8th	905
2006	7th	869
2007	10th	897
2008	12th	897
2009	2nd	862
2010	4th	853
2011	6th	870
2012	5th	855
2013	6th	868
2014	T6th	842
2015	6th	834
2016	T3rd	861
2017	Stroke: 12th	859
2018	Stroke: T4th (848)..... Match: Quarters Quarters: lost vs Auburn, 3-2-0	
<b>2019</b>	Stroke: 7th (855).... Match: <b>CHAMPION</b> Quarters: def. Vanderbilt, 3-2-0 Semis: def. Texas A&M, 3-1-1 CHAMPIONSHIP: def. Auburn, 3-1-1	
2020	CANCELED DUE TO COVID-19	
2021	Stroke: 5th (845).... Match: Runner-Up Quarters: def. LSU, 3-2-0 Semis: def. Texas A&M, 3-1-1 Championship lost vs Vanderbilt, 3-2-0	

## ALL TIME FINISHES

(\* - indicates match play finish)

Year	Times	Years
1st	2	1995, 2019*
2nd	3	1993, 2009, 2021*
3rd	3	1992, 1996, 2016
4th	2	1994, 2010
5th	2	2012, 2018*
6th	5	2002, 2011, 2013, 2014, 2015
7th	2	2003, 2006
8th	2	1997, 2005
9th	2	1998, 2004
10th	2	2001, 2007
11th	2	1999, 2000
12th	2	2008, 2017

## BEST TEAM ROUND IN RELATION TO PAR

Score	Year (Score)	Round
-12	2017 (268)	3
-8	1995 (280)	3
-6	2019 (274)	2
	2018 (274)	3
-5	2015 (275)	2
	2014 (275)	3
	1993 (283)	2
-4	1992 (284)	1
-3	1996 (285)	1
-2	2021 (278)	1
	1993 (286)	2
-1	2015 (279)	1
	1995 (287)	2

## BEST TEAM FINISH IN RELATION TO PAR

Score	Year (Score)	Finish
-9	1995 (855)	1
-8	1993 (856)	2
-6	2015 (834)	6
-2	2009 (862)	2

## BEST TEAM ROUNDS

Score	Year	Round
268	2017	3
274	2019	2
	2018	3
275	2015	2
	2014	3
278	2020	1
	2010	1
279	2015	1
280	2014	1
	2013	2
	2012	2
	1995	3
281	2019	1
	2015	3
283	2016	2
	2009	2
	1993	3
284	1992	1
285	2009	3
	1996	1
286	2021	2
	2012	1
	2011	1
	2010	3
	2007	3
	2006	3
	1993	2
287	2014	2
	2004	3
	1996	2
	1995	2
	1993	1
288	2021	3
	2016	1
	2006	2
	1995	1

## LOWEST TEAM SCORES

(54 holes only)

Score	Year (Place)
834	2015 (6th)
842	2014 (T6th)
848	2018 (T4th)
852	2021 (5th)
853	2010 (4th)
855	2019 (7th)
	2012 (5th)
	<b>1995 (1st)</b>
856	1993 (2nd)
859	2017 (112th)
861	2016 (T3rd)
862	2009 (2nd)
865	2019 (6th)
868	2013 (6th)
869	2006 (7th)
	1995 (3rd)
870	2011 (6th)
871	2015 (11th)
878	2002 (6th)
879	1992 (3rd)
881	2003 (7th)
883	2004 (9th)
	1994 (4th)

# ARKANSAS SEC CHAMPIONSHIP HISTORY

## LOWEST INDIVIDUAL ROUNDS

Score	Player (To Par)	Year (Rd)
64	Segundo Oliva Pinto (-6)	2021 (1)
	Sebastian Cappelen (-6)	2014 (3)
	Bud Still (-8)	1995 (3)
65	Alvaro Ortiz (-5)	2017 (3)
	Luis Garza (-5)	2017 (3)
	Kolton Crawford (-5)	2015 (1)
	Taylor Moore (-5)	2014 (3)
	Adam Wing (-5)	2003 (3)
66	Julian Perico (-4)	2019 (1)
	Mason Overstreet (-4)	2018 (3)
	Mason Overstreet (-4)	2017 (3)
	Taylor Moore (-4)	2015 (2)
	Kolton Crawford (-4)	2015 (2)
	Nicolas Echavarria (-4)	2014 (1)
	Sebastian Cappelen (-4)	2013 (3)
	Tag Ridings (-6)	1997 (3)
67	Julian Perico (-3)	2019 (2)
	Sebastian Cappelen (-3)	2013 (2)
	Ethan Tracy (-3)	2012 (2)
	Dalton Owens (-3)	2010 (1)
	David White (-5)	1993 (3)
68	Segundo Oliva Pinto (-2)	2021 (3)
	Luis Garza (-2)	2019 (2)
	Alvaro Ortiz (-2)	2018 (3)
	William Buhl (-2)	2018 (2)
	Taylor Moore (-2)	2016 (2)
	Nicolas Echavarria (-2)	2014 (2)
	Casey Brown (-4)	1996 (2)
	Bud Still (-4)	1996 (1)
	Tag Ridings (-4)	1996 (1)
	Steven Bright (-4)	1995 (2)
	Bud Still (-4)	1993 (1)
69	William Buhl (-1)	2021 (1)
	William Buhl (-1)	2019 (2)
	Mason Overstreet (-1)	2019 (1)
	William Buhl (-1)	2018 (3)
	Kolton Crawford (-1)	2016 (2)
	Sebastian Cappelen (-1)	2013 (1)
	Austin Cook (-1)	2010 (1)
	David Lingmerth (-1)	2010 (2)
	David Lingmerth (-3)	2009 (3)
	David Lingmerth (-3)	2008 (3)
	Paul Bradshaw (-1)	2003 (2)
	Bud Still (-3)	1993 (2)
	Jack O'Keefe (-3)	1993 (3)

## MOST ROUNDS IN THE 60'S

Score	Player (To Par)	Years
4	Sebastian Cappelen	2013 (3x), 2014
	Bud Still	1993 (2x), 1995, 1996
	William Buhl	2081 (2x), 2019, 2021
3	Mason Overstreet	2017, 2018, 2019
	Kolton Crawford	2015 (2x), 2016
	Taylor Moore	2014, 2015, 2016
	David Lingmerth	2008, 2009, 2010



Then-junior **SEBASTIAN CAPPELEN** won the 2013 SEC Individual Title with a final-round, bogey-free 66 (4-under-par). The following year, he carded a bogey-free, 6-under 64 in the final round for his third career top 15 finish at the SEC Championship.

## LOWEST INDIVIDUAL SCORES

(54 holes only)

Score	Player (To Par)	Year
202	Sebastian Cappelen (-8)	2013
204	Segundo Oliva Pinto (-6)	2021
206	Taylor Moore (-4)	2015
	Bud Still (-10)	1995
207	Julian Perico (-3)	2019
	William Buhl (-3)	2018
208	Sebastian Cappelen (-2)	2014
	Nicolas Echavarria (-2)	2014
209	Kolton Crawford (-1)	2015
210	Mason Overstreet (E)	2017
	David Lingmerth (E)	2010
	Steven Bright (-6)	1995
211	Mason Overstreet (+1)	2018
	Zach Coats (+1)	2015
	Taylor Moore (+1)	2014
	Dalton Owens (+1)	2010
212	Taylor Moore (+2)	2016
	David Lingmerth (-4)	2009
	Bud Still (-4)	1993
213	Thomas Sorensen (+3)	2012
	Andrew Dahl (+3)	2004
214	William Buhl (+4)	2021
	Charles Kim (+4)	2016
	Alvaro Ortiz (+4)	2015
	Andrew Landry (-2)	2009
	Andrew Dahl (+4)	2003
	David White (-2)	1993
215	Mason Overstreet (+5)	2019
	Austin Cook (+5)	2012
	Ethan Tracy (+5)	2012
	Sebastian Cappelen (+5)	2011
	Tag Ridings (+2)	1996
	Casey Brown (+2)	1996
	Jack O'Keefe (-1)	1993
	Brenden Pappas (-1)	1992
216	Sebastian Cappelen (+6)	2012
	Ethan Tracy (+6)	2011
	Austin Cook (+6)	2010
	Andrew Landry (+6)	2007
	Scott Campbell (+6)	2006
	Bud Still (E)	1994

## SEC INDIVIDUAL CHAMPIONS

1995	Bud Still	206 (-10)
2013	Sebastian Cappelen	202 (-8)
2021	Segundo Oliva Pinto	2021 (-6)

## INDIVIDUAL TOP 10 FINISHES

Place	Player	Year	Score
1	Segundo Oliva Pinto	2021	204
	Sebastian Cappelen	2013	202
	Bud Still	1995	206
2	Steven Bright	1995	210
	Bud Still	1993	212
3	William Buhl	2018	207
	Brenden Pappas	1992	215
4	Andrew Landry	2007	216
	David White	1993	214
5	Taylor Moore	2016	212
	David Lingmerth	2009	212
6	Andrew Dahl	2003	214
	Tag Ridings	1997	221
7	Bud Still	1994	216
	Taylor Moore	2015	206
8	Tag Ridings	1996	215
	Casey Brown	1996	215
9	Jack O'Keefe	1993	215
	Rich Morris	1998	142
10	Julian Perico	2019	207
	Andrew Dahl	2004	213
11	Charles Kim	2016	214
	Andrew Landry	2009	214
12	Deane Pappas	1992	219
	David Lingmerth	2010	210
13	Eric Shriver	2005	220

## MOST TOP 10 FINISHES

Score	Player (To Par)	Years
3	Bud Still	1993 (2), 1994 (5), 1995 (1)
2	Taylor Moore	2015 (6), 2016 (5)
	David Lingmerth	2009 (5), 2010 (10)
	Andrew Landry	2007 (4), 2009 (9)
	Andrew Dahl	2003 (5), 2004 (8)
	Tag Ridings	1996 (6), 1997 (5)

# ARKANSAS SEC CHAMPIONSHIP HISTORY

## 1992 SEC Championship

May 10-12, 1992 -- Par 72

The Bluffs Golf Course, St. Francisville, La.

Team -- Florida (293-284-299=876)

Individual -- Brian Gay, Florida (70-68-73=211)

<b>3. Arkansas.....</b>	<b>284-295-300=879 (+15)</b>
T3. Brenden Pappas.....	70-72-73=215 (-1)
T9. Deane Pappas.....	72-76-71=219 (+3)
T14. David White.....	71-74-77=222 (+6)
T18. Jack O'Keefe.....	71-73-79=223 (+7)
T31. Gary Clark.....	73-77-79=229 (+13)

## 1993 SEC Championship

May 9-11, 1993 -- Par 72

Queen's Harbor Country Club, Jacksonville, Fla.

Team -- Florida (281-284-282=847)

Individual -- Guy Hill, Florida (68-71-67=206)

<b>2. Arkansas.....</b>	<b>287-286-283=856 (-8)</b>
T2. Bud Still.....	68-69-75=212 (-4)
T4. David White.....	73-74-67=214 (-2)
T6. Jack O'Keefe.....	70-76-69=215 (-1)
T15. Craig Young.....	77-71-72=220 (+4)
T36. Gary Clark.....	76-72-81=229 (+13)

## 1994 SEC Championship

May 13-15, 1994 -- Par 72

Stonehenge Golf Club, Fairfield Glade, Tenn.

Team -- Florida (277-293-290=860)

Individual -- Brian Gay, Florida (67-71-75=213)

<b>4. Arkansas.....</b>	<b>300-292-291=883 (+19)</b>
T5. Bud Still.....	72-71-73=216 (E)
T19. Steven Bright.....	78-71-72=221 (+5)
T19. Rod Ellis.....	75-73-73=221 (+5)
T35. Craig Young.....	78-77-73=228 (+12)
T42. Mike Tompkins.....	75-78-77=230 (+14)

## 1995 SEC Championship

May 12-14, 1995 -- Par 72

Springhouse Golf Club, Nashville, Tenn.

**Team -- Arkansas (288-287-280=855)**

Individual -- Bud Still, Arkansas (70-72-64=206)

<b>1. Arkansas.....</b>	<b>288-287-280=855 (-9)</b>
<b>1. Bud Still.....</b>	<b>70-72-64=206 (-10)</b>
T2. Steven Bright.....	72-68-70=210 (-6)
T26. Rod Ellis.....	75-73-71=219 (+3)
T29. Tag Ridings.....	71-74-76=221 (+5)
T47. Mike Shevlin.....	76-75-75=226 (+10)

## 1996 SEC Championship

May 10-12, 1996 -- Par 71

Old Overton Club, Birmingham, Ala.

Team -- Mississippi State (286-286-287=859)

Individual -- Graham Davidson, Miss. St. (66-71-68=205)

<b>3. Arkansas.....</b>	<b>285-287-297=869 (+17)</b>
T6. Tag Ridings.....	68-74-73=215 (+2)
T6. Casey Brown.....	73-68-74=215 (+2)
T15. Bud Still.....	68-76-75=219 (+6)
T30. Rich Morris.....	76-72-76=224 (+11)
T41. Steven Bright.....	79-73-75=227 (+14)

## 1997 SEC Championship

April 18-20, 1997 -- Par 72

Grand National Links Course, Opelika, Ala.

Team -- Mississippi State (296-298-285=879)

Individual -- Bryant MacKellar, Auburn (71-69-70=210)

<b>8. Arkansas.....</b>	<b>311-311-291=913 (+49)</b>
T5. Tag Ridings.....	76-79-66=221 (+5)
T17. Rich Morris.....	77-74-76=227 (+11)
T32. Bryan Hawkins.....	78-78-74=230 (+14)
T47. Steven Bright.....	80-80-75=235 (+19)
T56. Jon Whitaker.....	83-83-78=244 (+28)

## 1998 SEC Championship

April 17-19, 1998 -- Par 72

Univ. of Georgia Golf Club, Athens, Ga.

Team -- Georgia (283-284=567)

Individual -- Eric Ecker, S. Carolina (70-66=136)

<b>9. Arkansas.....</b>	<b>302-290=592 (+16)</b>
T7. Rich Morris.....	72-70=142 (-2)
T29. Craig Lile.....	72-76=148 (+4)
T49. Casey Brown.....	81-72=153 (+9)
T49. Jon Whitaker.....	79-74=153 (+9)
T49. Phil Walker.....	79-74=153 (+9)

## 1999 SEC Championship

April 16-18, 1999 -- Par 72

Champion Trace Golf Club, Lexington, Ky.

Team -- Florida (308-295-298=901)

Individual -- Camilo Benedetti, Florida (74-69-75=218)

<b>11. Arkansas.....</b>	<b>334-312-308=954 (+90)</b>
T11. Craig Lile.....	81-77-72=230 (+14)
T21. Rich Morris.....	80-75-78=233 (+17)
T42. Nigel Herd.....	91-77-74=242 (+26)
T53. Stephen Phaup.....	83-83-84=250 (+34)
T59. Chris Speight.....	90-85-84=259 (+43)

## 2000 SEC Championship

April 21-23, 2000 -- Par 72

Turtle Point Golf Club, Killen, Ala.

Team -- Georgia (286-278-288=852)

Individual -- Roland Thatcher, Auburn (71-69-68=208)

<b>11. Arkansas.....</b>	<b>306-299-308=913 (+49)</b>
T24. Craig Lile.....	77-73-73=223 (+7)
T40. Jay Houk.....	80-75-73=228 (+12)
T52. Ryan Blagg.....	75-75-82=232 (+16)
T55. Beau Galyean.....	76-76-83=235 (+19)
T55. Ed McSpadden.....	78-77-80=235 (+19)

## 2001 SEC Championship

April 18-22, 2001 -- Par 70

Sea Island Golf Club-Seaside Course, St. Simons Island, Ga.

Team -- Georgia (275-284-282=841)

Individual -- Bryant Odom, Georgia (67-70-207)

<b>10. Arkansas.....</b>	<b>305-301-303=909 (+69)</b>
T21. Craig Lile.....	74-71-74=219 (+9)
T35. Adam Wing.....	78-76-71=225 (+15)
T49. Beau Galyean.....	75-77-80=232 (+22)
T51. Drew Higginbotham.....	78-77-78=233 (+23)
T59. Kyle Vance.....	81-81-82=244 (+34)

## 2002 SEC Championship

April 19-21, 2002 -- Par 70

Sea Island Golf Club-Seaside Course, St. Simons Island, Ga.

Team -- Auburn (285-282-290=857)

Individual -- Camilo Benedetti, Florida (70-72-68=210)

<b>6. Arkansas.....</b>	<b>290-299-289=878 (+38)</b>
T11. Andrew Dahl.....	73-73-71=217 (+7)
T25. Adam Wing.....	77-75-69=221 (+11)
T27. Chad Faucett.....	71-76-75=222 (+12)
T33. Beau Galyean.....	70-75-79=224 (+14)
T46. Drew Higginbotham.....	76-79-74=229 (+19)

## 2003 SEC Championship

April 25-27, 2003 -- Par 70

Sea Island Golf Club-Seaside Course, St. Simons Island, Ga.

Team -- Florida (292-293-271=856)

Ind. -- Brett Stegmaier, Florida (67-72-64=203)

<b>7. Arkansas.....</b>	<b>299-291-291=881 (+41)</b>
T5. Andrew Dahl.....	71-70-73=214 (+4)
T22. Adam Wing.....	75-79-65=219 (+9)
T34. Paul Bradshaw.....	80-69-75=224 (+14)
T48. Darren Holder.....	75-76-80=231 (+21)
T50. Seth Murphy.....	78-76-78=232 (+22)

## 2004 SEC Championship

April 16-18, 2004 -- Par 70

Sea Island Golf Club-Seaside Course, St. Simons Island, Ga.

Team -- Georgia (269-291-283=843)

Individual -- Brednon Todd, Georgia (66-72-69=207)

<b>9. Arkansas.....</b>	<b>300-296-287=883 (+43)</b>
T8. Andrew Dahl.....	70-72-71=213 (+3)
T31. Matt Bortis.....	74-76-71=221 (+11)
T39. Chad Faucett.....	78-73-72=223 (+13)
T48. Beau Glover.....	78-75-74=227 (+17)
T57. Seth Murphy.....	84-79-73=236 (+26)

## 2005 SEC Championship

April 15-17, 2005 -- Par 70

Sea Island Golf Club-Seaside Course, St. Simons Island, Ga.

Team -- Kentucky (290-302-283=875)

Individual -- David Skinnis, Tennessee (72-70-68=210)

<b>8. Arkansas.....</b>	<b>305-304-296=905 (+65)</b>
T10. Eric Shriver.....	72-72-76=220 (+10)
T18. Matt Bortis.....	75-77-72=224 (+14)
T35. Scott Campbell.....	81-76-71=228 (+18)
T51. Beau Glover.....	78-82-77=237 (+27)
T57. Barrett Lais.....	80-79-84=243 (+33)

## 2006 SEC Championship

April 21-23, 2006 -- Par 70

Sea Island Golf Club-Seaside Course, St. Simons Island, Ga.

Team -- Georgia (276-282-269=827)

Ind. -- Brett Stegmaier, Florida (68-70-67=205)

<b>7. Arkansas.....</b>	<b>295-288-286=869 (+29)</b>
T22. Scott Campbell.....	72-71-73=216 (+6)
T27. Matt Bortis.....	71-76-70=217 (+7)
T27. Eric Shriver.....	75-71-71=217 (+7)
T35. Josh Farrell.....	77-70-72=219 (+9)
T60. Will Osborne.....	78-77-81=236 (+26)

# ARKANSAS SEC CHAMPIONSHIP HISTORY

## 2007 SEC Championship

April 20-22, 2007 -- Par 70

Sea Island Golf Club-Seaside Course, St. Simons Island, Ga.

Team -- Tennessee (301-283-285=869)

Individual -- Patton Kizzire, Auburn (72-69-70=211)

### 10. Arkansas..... 316-295-286=897 (+57)

T4.	Andrew Landry.....	73-72-71=216 (+6)
T38.	Beau Glover.....	83-72-72=227 (+17)
T53.	Barrett Lais.....	79-73-82=234 (+24)
T53.	Jason Turner.....	86-78-70=234 (+24)
T55.	Dalton Owens.....	81-81-73=235 (+25)

## 2008 SEC Championship

April 18-20, 2008 -- Par 72

Frederica Golf Club, St. Simons Island, Ga.

Team -- Alabama (285-293-275=853)

Individual -- Michael Thompson, Alabama (70-73-65=208)

### 12. Arkansas..... 308-292-297=897 (+33)

T15.	Andrew Landry.....	73-71-74=218 (+2)
T32.	David Lingmerth.....	78-75-69=222 (+6)
53.	Sam Chavez.....	78-73-79=230 (+14)
T54.	Will Osborne.....	79-74-78=231 (+15)
58.	Jason Turner.....	83-74-76=233 (+17)

## 2009 SEC Championship

April 17-19, 2009 -- Par 72

Frederica Golf Club, St. Simons Island, Ga.

Team -- Georgia (282-281-286=849)

Individual -- Billy Horschel, Florida (68-67-71=206)

### 2. Arkansas..... 290-283-289=862 (-2)

T5.	David Lingmerth.....	70-69-73=212 (-4)
9.	Andrew Landry.....	73-71-70=214 (-2)
T17.	Ethan Tracy.....	74-72-73=219 (+3)
T27.	Jason Cuthbertson.....	73-75-73=221 (+5)
T34.	Jamie Marshall.....	76-71-76=223 (+7)

## 2010 SEC Championship

April 16-18, 2010 -- Par 70

Sea Island Golf Club-Seaside Course, St. Simons Island, Ga.

Team -- Georgia (283-277-284=844)

Individual -- Russell Henley, Georgia (70-67-67=204)

### 4. Arkansas..... 278-286-289=853 (+13)

T10.	David Lingmerth.....	70-69-71=210 (E)
T12.	Dalton Owens.....	67-74-70=211 (+1)
T22.	Austin Cook.....	69-72-75=216 (+6)
T26.	Jamie Marshall.....	73-71-73=217 (+7)
50.	Josh Eure.....	72-77-76=225 (+15)

## 2011 SEC Championship

April 15-17, 2011 -- Par 70

Sea Island Golf Club-Seaside Course, St. Simons Island, Ga.

Team -- Florida (285-282-281=848)

Individual -- Andres Echavarria, Florida (70-70-69=209)

### 6. Arkansas..... 286-294-290=870 (+30)

T12.	Sebastian Cappelen.....	72-71-72=215 (+5)
T14.	Ethan Tracy.....	71-74-71=216 (+6)
T33.	Jamie Marshall.....	70-72-80=222 (+12)
T36.	Austin Cook.....	73-79-71=223 (+13)
T49.	Josh Eure.....	76-77-76=229 (+19)

## 2012 SEC Championship

April 20-22, 2012 -- Par 70

Sea Island Golf Club-Seaside Course, St. Simons Island, Ga.

Team -- Alabama (272-274-282=828)

Individual -- Justin Thomas, Alabama (68-67-68=203)

### 5. Arkansas..... 286-280-289=855 (+15)

T15.	Thomas Sorensen.....	72-70-71=213 (+3)
T23.	Ethan Tracy.....	73-67-75=215 (+5)
T23.	Austin Cook.....	71-71-73=215 (+5)
T27.	Sebastian Cappelen.....	70-72-74=216 (+6)
T42.	Kolton Crawford.....	77-72-71=220 (+10)

## 2013 SEC Championship

April 19-21, 2013 -- Par 70

Sea Island Golf Club-Seaside Course, St. Simons Island, Ga.

Team -- Alabama (283-275-290=848)

Ind. -- Sebastian Cappelen, Arkansas (69-67-66=202)

### 6. Arkansas..... 297-280-291=868 (+28)

1.	Sebastian Cappelen.....	69-67-66=202 (-8)
T27.	Taylor Moore.....	78-70-72=220 (+10)
T31.	Austin Cook.....	73-73-75=221 (+11)
T59.	Thomas Sorensen.....	78-70-80=228 (+18)
T68.	Joe Doramus.....	77-77-78=232 (+22)

## 2014 SEC Championship

April 25-27, 2014 -- Par 70

Sea Island Golf Club-Seaside Course, St. Simons Island, Ga.

Team -- Alabama (272-266-268=806)

Ind. -- Bobby Wyatt, Alabama (65-61-66=192)

### T6. Arkansas..... 280-287-275=842 (+2)

T13.	Sebastian Cappelen.....	71-73-64=208 (-2)
T13.	Nicolas Echavarria.....	66-68-74=208 (-2)
T26.	Taylor Moore.....	72-74-65=211 (+1)
T51.	Kolton Crawford.....	71-72-75=218 (+8)
T67.	Zach Coats.....	76-78-72=226 (+16)

## 2015 SEC Championship

April 17-19, 2015 -- Par 70

Sea Island Golf Club-Seaside Course, St. Simons Island, Ga.

Team -- LSU (274-272-281=827)

Ind. -- Matthew NeSmith, South Carolina (65-64-67=196)

### 6. Arkansas..... 279-275-280=834 (-6)

T6.	Taylor Moore.....	73-66-67=206 (-4)
T17.	Kolton Crawford.....	65-66-78=209 (-1)
T23.	Zach Coats.....	71-73-67=211 (+1)
T36.	Alvaro Ortiz.....	70-71-73=214 (+4)
T53.	Nicolas Echavarria.....	74-72-73=219 (+9)

## 2016 SEC Championship

April 15-17, 2016 -- Par 70

Sea Island Golf Club-Seaside Course, St. Simons Island, Ga.

Team -- Georgia (277-291-285=853)

Ind. -- Lee McCoy, Georgia (68-70-69=207)

### T3. Arkansas..... 288-283-290=861 (+21)

T5.	Taylor Moore.....	72-68-72=212 (+2)
9.	Charles Kim.....	71-73-70=214 (+4)
T25.	Nicolas Echavarria.....	72-74-73=219 (+9)
T32.	Alvaro Ortiz.....	73-73-75=221 (+11)
T38.	Kolton Crawford.....	78-69-76=223 (+13)

## 2017 SEC Championship

April 21-24, 2017 -- Par 70

Sea Island Golf Club-Seaside Course, St. Simons Island, Ga.

Team STROKE PLAY -- Vanderbilt (276-281-272=829)

Team MATCH PLAY -- Vanderbilt def. Texas A&M 3-2-0

Ind. -- Alejandro Tosti, Florida (64-69-67=200)

Ind. -- Patrick Martin, Vanderbilt (66-68-66=200)

### 12. Arkansas..... STROKE: 299-292-268=859 (+19)

T13.	Mason Overstreet.....	74-70-66=210 (E)
T41.	Luis Garza.....	80-72-65=217 (+7)
T43.	Alvaro Ortiz.....	75-78-65=218 (+8)
T53.	Charles Kim.....	72-77-72=221 (+11)
68.	Dylan Naidoo.....	78-73-79=230 (+20)

## 2018 SEC Championship

April 25-27, 2018 -- Par 70

Sea Island Golf Club-Seaside Course, St. Simons Island, Ga.

Team STROKE PLAY -- LSU (281-276-277=834)

Team MATCH PLAY -- Auburn def. Alabama 3-2-0

Ind. -- Andy Zhang, Florida (71-68-66=205)

Ind. -- Cecil Wegener, Ole Miss (70-65-70=205)

### T4. STROKE: Arkansas..... 289-285-274=848 (+8)

### T5. MATCH PLAY: Quarterfinal loss vs. Auburn .... 3-2-0

T3.	William Buhl.....	70-68-69=207 (-3)
T16.	Mason Overstreet.....	71-74-66=211 (+1)
T36.	Alvaro Ortiz.....	75-74-68=217 (+7)
T36.	Luis Garza.....	75-71-71=217 (+7)
T59.	Tyson Reeder.....	72-73-78=223 (+13)

## 2019 SEC Championship

STROKE: April 24-26, 2019 -- Par 70

MATCH: April 27 (Quarter/Semi) • April 28 (Final)

Sea Island Golf Club-Seaside Course, St. Simons Island, Ga.

Team STROKE PLAY -- Auburn (272-269-275=816=834)

Team MATCH PLAY -- Arkansas def. Auburn 3-1-1

Ind. -- Jovan Rebula & Grayson Huff, Auburn (202)

### 7. STROKE: Arkansas..... 281-274-300=855 (+15)

### 1. MATCH PLAY: CHAMPIONS

MATCH PLAY: Quarterfinal def. Vanderbilt .... 3-2-0

Semifinal def. Texas A&M..... 3-2-0

Final def. Auburn ..... 3-1-1

8.	Julian Perico.....	66-67-74=207 (-3)
T26.	Mason Overstreet.....	69-70-76=215 (+5)
T35.	Luis Garza.....	73-68-76=217 (+7)
T50.	William Buhl.....	75-69-77=221 (+11)
T52.	Tyson Reeder.....	73-75-74=222 (+12)

## 2020 SEC Championship

Canceled due to COVID-19

## 2021 SEC Championship

April 21-23, 2018 -- Par 70

Sea Island Golf Club-Seaside Course, St. Simons Island, Ga.

Team STROKE PLAY -- Georgia (275-290-277=842)

Team MATCH PLAY -- Vanderbilt def. Arkansas 3-2-0

Ind. -- Segundo Oliva Pinto, Arkansas (64-72-68=204)

### 5. STROKE: Arkansas..... 278-286-288=852 (+12)

### 2. MATCH PLAY: RUNNER-UP

MATCH PLAY: Quarterfinal def. LSU..... 3-2-0

Semifinal def. Texas A&M..... 3-1-1

Final lost to Vanderbilt..... 3-2-0

1.	Segundo Oliva Pinto.....	64-72-68=204 (-6)
T20.	William Buhl.....	69-71-74=214 (+4)
T39.	Julian Perico.....	74-72-72=218 (+8)
T44.	Tyson Reeder.....	72-73-74=219 (+9)
T44.	Manuel Lozada.....	73-71-75=219 (+9)

# ARKANSAS NCAA REGIONAL HISTORY

## ALL-TIME APPEARANCES

(since its inception in 1989)

Year	Place (Region)	Score
1989	T6 (Central)	907
1990	10 (Central)	914
<b>1991</b>	<b>1 (Central)</b>	<b>859</b>
1992	2 (Central)	870
1993	T6 (Central)	894
1994	5 (Central)	863
1995	13 (Central)	893
1996	T3 (Central)	874
1997	4 (Central)	861
1998	T13 (Central)	874
1999	8 (Central)	890
2000	Individual Only	--
2001	Individual Only	--
2002	DNP	--
2003	T7 (Central)	870
2004	17 (Central)	931
2005	T6 (Central)	870
2006	Individual Only	--
2007	Individual Only	--
2008	T19 (Central)	879
2009	T2 (South Central)	862
2010	8 (Southeast)	867
2011	5 (Southeast)	856
2012	6 (South Central)	879
2013	2 (Fayetteville, Ark.)	866
2014	2 (Columbia, Mo.)	836
2015	11 (New Haven, Conn.)	871
2016	T2 (Kohler, Wis.)	857
2017	8 (Baton Rouge, La.)	893
2018	T4 (Norman, Okla.)	861
2019	6 (Austin, Texas)	865
2020	Canceled Due to COVID-19	--
2021	2 (Kingston Springs, Tenn.)	845



The 1994 team shot a program-record 836 28-under par and finished second at the NCAA Columbia Regional. Four Razorbacks finished among the top 11, including **KOLTON CRAWFORD** (5th); **SEBASTIAM CAPPELEN** (6th-t), **NICOLAS ECHAVARRIA** (6th-t) and **TAYLOR MOORE** (11th). In the second round, Cappelen, Echavarria and Moore each carded a 67 while Crawford posted a 69.

## ALL-TIME REGIONAL FINISHES

Finish	Times	Year(s)
1st	1	1991
2nd	6	1992, 2009, 2013, 2014, 2016, 2021
3rd	1	1996
4th	2	1997, 2018
5th	2	1994, 2011
6th	5	1989, 1993, 2005, 2012, 2019
7th	1	2003
8th	2	1999, 2010, 2017
9th	-	-
10th	1	1990
11th	1	2015
12th	-	2017
13th	2	1995, 1998
14th	-	-
15th	-	-
16th	-	-
17th	1	2004
18th	-	-
19th	1	2008

## BEST TEAM ROUNDS

Score	Year	Round
270	2014	2
277	2014	3
278	2005	3
280	2021	2
	2018	3
281	2016	3
	2015	3
	1994	1
	1992	3
282	2021	3
	2019	1
	2010	2
	1988	2
	1991	1
283	2021	1
	2013	2
	2011	1
	2009	2
284	2016	2
	1997	2
285	2012	3
	1991	2



Arkansas won the 1991 NCAA Central Regional as three Razorbacks finished among the top 10, including **DEANE PAPPAS** (2nd-t); **BRENDEN PAPPAS** (2nd-t) and **DAVID WHITE** (6th-t).



**ERIC SHRIVER** shot a final-round 66 to tie Craig Life for low round at the 2005 NCAA Regional.

## LOWEST TEAM SCORES

(54 holes only)

Score	Year (Place)
836	2014 (2nd)
845	2021 (2nd)
856	2011 (5th)
857	2016 (2nd)
859	1991 (1st)
861	2018 (T4th)
	1997 (4th)
863	1994 (5th)
865	2019 (6th)
866	2013 (2nd)
867	2010 (8th)
870	2005 (T6th)
	2003 (T7th)
	1992 (2nd)
871	2015 (11th)
874	1998 (T13th)
	1996 (T3rd)
879	2012 (6th)
890	1999 (8th)
893	2017 (12th)
	1995 (13th)
894	1993 (T6th)
903	2009 (2nd)
907	1989 (T6th)
914	2008 (T19th)
	1990 (10th)

## LOWEST INDIVIDUAL ROUNDS

Score	Player	Year (Rd)
65	Tyson Reeder	2021 (3)
66	Eric Shriver	2005 (3)
	Craig Lile	2000 (3)
67	Julian Perico	2019 (1)
	William Buhl	2018 (3)
	Mason Overstreet	2017 (3)
	Alvaro Ortiz	2015 (3)
	Kolton Crawford	2014 (3)
	Sebastian Cappelen	2014 (2)
	Nicolas Echavarria	2014 (2)
	Taylor Moore	2014 (2)
	Ethan Tracy	2012 (2)
	Jamie Marshall	2010 (2)
	Tag Ridings	1997 (1)
	Brenden Pappas	1991 (1)
68	Austin Cook	2013 (2)
	Ethan Tracy	2011 (1)
	Andrew Dahl	2003 (1)
	Casey Brown	1997 (2)
	Deane Pappas	1992 (3)
69	William Buhl	2021 (2)
	Tyson Reeder	2021 (1)
	William Buhl	2021 (1)
	Mason Overstreet	2019 (2)
	Alvaro Ortiz	2018 (3)
	William Buhl	2018 (1)
	Kolton Crawford	2014 (2)
	Taylor Moore	2016 (2)
	Sebastian Cappelen	2014 (3)
	Nicolas Echavarria	2014 (3)
	Matt Bortis	2003 (3)
	Phil Walker	1999 (1)
	Craig Lile	1998 (3)
	Rich Morris	1998 (2)
	Jack O'Keefe	1992 (3)
	Deane Pappas	1992 (1)
	Deane Pappas	1991 (1)

## LOWEST INDIVIDUAL SCORES

(54 holes only)

Score	Player (Place)	Year
206	Tyson Reeder (2nd)	2021
208	Kolton Crawford (5th)	2014
	Craig Lile (T3rd)	2000
	Deane Pappas (2nd)	1992
209	William Buhl (T8th)	2021
	Sebastian Cappelen (T6th)	2014
	Nicolas Echavarria (T6th)	2014
210	Julian Perico (T6th)	2019
	Taylor Moore (T11th)	2014
	Tag Ridings (T3rd)	1997
212	Ethan Tracy (T12th)	2011
	Jamie Marshall (T13th)	2010
	Matt Bortis (T11th)	2005
	Andrew Dahl (T11th)	2003
	Casey Brown (T8th)	1997
	Tag Ridings (T6th)	1994
	Deane Pappas (T2nd)	1991
	Brenden Pappas (T2nd)	1991
213	Taylor Moore (T5th)	2016
	Ethan Tracy (8th)	2012
	Austin Cook (T14th)	2011
	Bud Still (T3rd)	1995
	David White (T6th)	1991
214	Julian Perico (T24th)	2021
	Alvaro Ortiz (T12th)	2018
	Austin Cook (T2nd)	2013
215	Mason Overstreet (17th)	2019
	William Buhl (T18th)	2018
	Nicolas Echavarria (T12th)	2016
	Alvaro Ortiz (T34th)	2015
	Bud Still (T4th)	1996
	Jack O'Keefe (T3rd)	1992

## BEST FINISH IN RELATION TO PAR

Score	Player (Finish)	Year
-8	Kolton Crawford (208/5th)	2014
	Deane Pappas (208/2nd)	1992
-7	Tyson Reeder (206/2nd)	2021
	Sebastian Cappelen (209/T6th)	2014
	Nicolas Echavarria (209/T6th)	2014
-6	Taylor Moore (210/T11th)	2014
	Tag Ridings (210/T3rd)	1997
-5	Craig Lile (208/T3rd)	2000
-4	William Buhl (209/T8th)	2021
	Ethan Tracy (212/T12th)	2011
	Andrew Dahl (212/T11th)	2003
	Casey Brown (212/T8th)	1997
	Deane Pappas (212/T2nd)	1991
	Brenden Pappas (212/T2nd)	1991
-3	Julian Perico (210/T6th)	2019
	Taylor Moore (213/T5th)	2016
	Ethan Tracy (213/8th)	2012
	Austin Cook (213/T14th)	2011
	Bud Still (213/T3rd)	1995
	David White (213/T6th)	1991
-2	Alvaro Ortiz (214/T12th)	2018
	Austin Cook (214/T2nd)	2013
-1	William Buhl (215/T18th)	2018
	Nicholas Echavarria (215/T12th)	2016
	Tag Ridings (212/T6th)	1993
	Jack O'Keefe (215/T3rd)	1992



**TAYLOR MOORE** played in three NCAA Regionals and placed no lower than 11th, adding a fifth-place finish and an eight-place finish.

## INDIVIDUAL TOP 10 FINISHES

Place	Player	Year	Score
2	Tyson Reeder	2021	206
	Austin Cook	2013	214
	Deane Pappas	1992	208
	Deane Pappas	1991	2112
	Brenden Pappas	1991	212
3	Craig Lile	2000	208
	Tag Ridings	1997	210
	Bud Still	1995	213
	Jack O'Keefe	1992	215
4	Bud Still	1996	215
5	Taylor Moore	2016	213
	Kolton Crawford	2014	208
	David Lingmerth	2009	222
6	Julian Perico	2019	210
	Mason Overstreet	2017	218
	Sebastian Cappelen	2014	209
	Nicolas Echavarria	2014	209
	Andrew Landry	2007	221
	Tag Ridings	1994	212
	David White	1991	213
8	William Buhl	2021	209
	Taylor Moore	2013	218
	Ethan Tracy	2012	213
	Casey Brown	1997	212
9	David White	1993	219
10	Deane Pappas	1989	221

## MOST TOP 10 FINISHES

Place	Player	Years
3	Deane Pappas	1989, 1991, 1992
2	Taylor Moore	2013, 2016
	Bud Still	1995, 1996
	Tag Ridings	1994, 1997
	David White	1991, 1993

# ARKANSAS NCAA REGIONAL HISTORY

## 1989 NCAA Central Regional

May 25-27, 1989 -- Par 72

Stonebridge Ranch, McKinney, Texas

Team -- Oklahoma (302-289-289=880)

Individual -- Kevin Wentworth, Okla. State (74-68-72=214)

<b>T6.</b>	<b>Arkansas</b> .....	<b>308-298-301=907 (+43)</b>
T10.	Deane Pappas.....	73-74-74=221 (+5)
T44.	Chad Magee.....	77-77-75=229 (+13)
T52.	Greg Reid.....	81-73-77=231 (+15)
T58.	Petey King.....	77-74-81=232 (+16)
T66.	Jack O'Keefe.....	82-77-75=234 (+18)

## 1990 NCAA Central Regional

May 24-26, 1990 -- Par 72

The Ohio State University Scarlet Course, Columbus, Ohio

Team -- Oklahoma State (289-297-292=878)

Individual -- Kevin Wentworth, Okla. State (73-72-69=214)

<b>10.</b>	<b>Arkansas</b> .....	<b>306-313-295=914 (+50)</b>
T21.	Hans Haas.....	72-78-74=224 (+8)
T42.	Deane Pappas.....	78-78-72=228 (+12)
T48.	Brenden Pappas.....	77-78-74=229 (+13)
T66.	Mike Etherington.....	79-79-75=233 (+17)
T103.	Wes McNulty.....	81-79-81=241 (+25)

## 1991 NCAA Central Regional

May 23-25, 1991 -- Par 72

Hillcrest Country Club, Bartlesville, Okla.

Team -- Arkansas (282-285-292=859)

Individual -- Ron Wuesche, Wisconsin (70-71-70=211)

<b>1.</b>	<b>Arkansas</b> .....	<b>282-285-292=859 (-5)</b>
T2.	Deane Pappas.....	69-72-71=212 (-4)
T2.	Brenden Pappas.....	67-71-74=212 (-4)
T6.	David White.....	70-71-72=213 (-3)
T37.	Jack O'Keefe.....	77-71-75=223 (+7)
T46.	Hans Haas.....	76-72-76=224 (+8)

## 1992 NCAA Central Regional

May 12-14, 1992 -- Par 72

Stonebridge Country Club, McKinney, Texas

Team -- Texas (287-284-285=856)

Individual -- Justin Leonard, Texas (68-69-70=207)

<b>2.</b>	<b>Arkansas</b> .....	<b>295-294-281=870 (+6)</b>
2.	Deane Pappas.....	69-71-68=208 (-8)
T3.	Jack O'Keefe.....	74-72-69=215 (-1)
T31.	Gary Clark.....	74-75-74=223 (+7)
T82.	David White.....	78-76-78=232 (+16)
T90.	Brenden Pappas.....	82-81-70=233 (+17)

## 1993 NCAA Central Regional

May 19-21, 1993 -- Par 72

The Ohio State University Scarlet Course, Columbus, Ohio

Team -- Kent State (294-288-288=870)

Individual -- Heath Fell, Michigan St. (69-72-73=214)

<b>T6.</b>	<b>Arkansas</b> .....	<b>309-290-295=894 (+30)</b>
T9.	David White.....	77-70-72=219 (+3)
T23.	Jack O'Keefe.....	79-73-71=223 (+7)
T37.	Bud Still.....	77-75-73=225 (+9)
T64.	Craig Young.....	76-74-79=229 (+13)
T81.	Gary Clark.....	80-73-80=233 (+17)

## 1994 NCAA Central Regional

May 20-22, 1994 -- Par 71

Oklahoma Golf and Country Club, Oklahoma City, Okla.

Team -- Texas (281-284-286=851)

Individual -- Dean Larsson, Houston (70-68-69=207)

<b>5.</b>	<b>Arkansas</b> .....	<b>281-291-291=863 (+11)</b>
T6.	Tag Ridings.....	70-70-72=212 (-1)
T28.	Craig Young.....	70-71-76=217 (+4)
T45.	Rod Ellis.....	71-74-74=219 (+6)
T54.	Bud Still.....	70-76-74=220 (+7)
T58.	Steven Bright.....	73-77-71=221 (+8)

## 1995 NCAA Central Regional

May 18-20, 1995 -- Par 72

Bentwater Country Club, Montgomery, Texas

Team -- Oklahoma (280-288-286=854)

Individual -- Alan Bratton, Okla. St. (69-74-68=211)

<b>13.</b>	<b>Arkansas</b> .....	<b>299-295-299=893 (+29)</b>
T3.	Bud Still (advanced to NCAA).....	73-70-70=213 (-3)
T72.	Rod Ellis.....	75-74-78=227 (+11)
T77.	Mike Shevlin.....	76-74-78=228 (+12)
T90.	Steven Bright.....	77-81-73=231 (+15)
T90.	Tag Ridings.....	75-77-79=231 (+15)

## 1996 NCAA Central Regional

May 16-18, 1996 -- Par 71

Univ. of Michigan Golf Course, Ann Arbor, Mich.

Team -- Texas A&M (284-290-297=871)

Individual -- Rob Kerr, Minnesota (72-70-69=211)

<b>T3.</b>	<b>Arkansas</b> .....	<b>286-295-293=874 (+22)</b>
T4.	Bud Still.....	72-71-72=215 (+2)
T24.	Casey Brown.....	74-74-72=220 (+7)
T30.	Tag Ridings.....	71-76-74=221 (+8)
T46.	Steven Bright.....	72-76-75=223 (+10)
T54.	Rich Morris.....	71-74-79=224 (+11)

## 1997 NCAA Central Regional

May 15-17, 1997 -- Par 72

Univ. of Oklahoma Golf Course, Norman, Okla.

Team -- Oklahoma St. (290-278-275=843)

Individual -- Bo Van Pelt, Okla. St. (73-68-68=209)

<b>4.</b>	<b>Arkansas</b> .....	<b>288-284-289=861 (-3)</b>
T3.	Tag Ridings.....	67-71-72=210 (-6)
T8.	Casey Brown.....	74-68-70=212 (-4)
T33.	Bryan Hawkins.....	72-73-74=219 (+3)
T48.	Jon Whitaker.....	77-72-73=222 (+6)
T101.	Rich Morris.....	75-78-81=234 (+18)

## 1998 NCAA Central Regional

May 14-16, 1998 -- Par 71

Oak Hill Country Club, San Antonio, Texas

Team -- Houston (283-281-281=845)

Individual -- Matt Seppanen, Northwestern (68-68-69=205)

<b>T13.</b>	<b>Arkansas</b> .....	<b>305-282-287=874 (+22)</b>
T41.	Rich Morris.....	76-69-74=219 (+6)
T58.	Craig Lile.....	76-76-69=221 (+8)
T58.	Jon Whitaker.....	78-71-72=221 (+8)
T66.	Casey Brown.....	75-70-77=222 (+9)
T66.	Phil Walker.....	78-72-72=222 (+9)

## 1999 NCAA Central Regional

May 20-22, 1999 -- Par 72

Scarlett Course, Columbus, Ohio

Team -- Minnesota (283-293-289=865)

Individual -- James McLean, Minnesota (69-72-71=212)

<b>8.</b>	<b>Arkansas</b> .....	<b>291-299-300=890 (+26)</b>
T15.	Phil Walker.....	69-75-74=218 (+2)
T20.	Rich Morris.....	74-74-71=219 (+3)
T20.	Craig Lile.....	72-72-75=219 (+3)
T104.	Nigel Herd.....	76-78-83=237 (+21)
T104.	Aaron Saint.....	78-79-80=237 (+21)

## 2000 NCAA Central Regional

May 18-20, 2000 -- Par 71

Victoria Country Club, Victoria, Texas

Team -- Texas (291-284-272=847)

Individual -- Jon Mills, Kent State (71-66-65=202)

### INDIVIDUAL ONLY

T3.	Craig Lile (advanced to NCAA).....	71-71-66=208 (-5)
-----	------------------------------------	-------------------

## 2001 NCAA Central Regional

May 17-19, 2001 -- Par 72

Karsten Creek, Stillwater, Okla.

Team -- Kent St. (289-296-298=883)

Individual -- John Klauk, Texas (68-73-71=212)

### INDIVIDUAL ONLY

T30.	Craig Lile.....	76-73-73=222 (+6)
------	-----------------	-------------------

## 2003 NCAA Central Regional

May 15-17, 2003 -- Par 72

Colbert Hills, Manhattan, Kan.

Team -- Oklahoma St. (285-289-282=856)

Individual -- Brett Callas, Houston (71-69-67=207)

<b>T7.</b>	<b>Arkansas</b> .....	<b>286-292-292=870 (+6)</b>
------------	-----------------------	-----------------------------

T11.	Andrew Dahl.....	68-71-73=212 (-4)
T27.	Paul Bradshaw.....	71-73-72=216 (E)
T48.	Adam Wing.....	74-74-72=220 (+4)
T67.	Seth Murphy.....	73-74-75=222 (+6)
--	Darren Holder.....	DQ-74-75

## 2004 NCAA Central Regional

May 20-22, 2004 -- Par 72

Birck Boilermaker Golf Complex, W. Lafayette, Ind.

Team -- Kentucky (298-285-299=882)

Individual -- John Holmes, Kentucky (73-70-71=214)

<b>17.</b>	<b>Arkansas</b> .....	<b>314-307-310=931 (+67)</b>
------------	-----------------------	------------------------------

T45.	Andrew Dahl.....	73-79-78=230 (+14)
T45.	Matt Bortis.....	78-75-77=230 (+14)
T80.	Seth Murphy.....	81-77-77=235 (+19)
T118.	Chad Faucett.....	82-76-86=244 (+28)
T132.	Beau Glover.....	86-85-78=249 (+33)

## 2005 NCAA Central Regional

May 19-21, 2005 -- Par 70

Warren Golf Course, South Bend, Ind.

Team -- Augusta St. (284-284-281=849)

Individual -- Kalle Edberg, Augusta St. (70-68-67=205)

<b>T6.</b>	<b>Arkansas</b> .....	<b>295-297-278=870 (+30)</b>
------------	-----------------------	------------------------------

T11.	Matt Bortis.....	72-71-69=212 (+2)
T30.	Eric Shriver.....	77-74-66=217 (+7)
T56.	Scott Campbell.....	72-78-71=221 (+11)
T98.	Josh Farrell.....	81-74-72=227 (+17)
T108.	Beau Glover.....	74-80-76=230 (+20)

## 2006 NCAA Central Regional

May 18-20, 2006 -- Par 71  
 Sand Ridge Golf Club, Chardon, Ohio  
 Team -- Oklahoma St. (280-285-280=845)  
 Individual -- Jonathan Moore, Oklahoma St. (69-69-67=205)

### INDIVIDUAL ONLY

T24. Matt Bortis.....75-70-74=219 (+6)

## 2007 NCAA Central Regional

May 17-19, 2007 -- Par 72  
 Rich Harvest Farms, Sugar Grove, Ill.  
 Team -- Tulsa (305-280-310=895)  
 Individual -- Dawie Van Der Walt, Lamar (71-69-75=215)

### INDIVIDUAL ONLY

T6. Andrew Landry.....74-71-76=221 (+5)

## 2008 NCAA Central Regional

May 15-17, 2008 -- Par 71  
 OSU Scarlet Course, Columbus, Ohio  
 Team -- Wake Forest (290-287-302=879)  
 Individual -- Kevin Tway, Oklahoma St. (70-69-75=214)

T19. Arkansas.....304-304-306=914 (+62)

T20. David Lingmerth.....75-74-75=224 (+11)

T41. Andrew Landry.....78-72-76=226 (+13)

T85. Jason Turner.....74-79-78=231 (+18)

T109. Sam Chavez.....77-79-79=235 (+22)

T109. Will Osborne.....78-80-77=235 (+22)

## 2009 NCAA South Central Regional

May 14-16, 2009 -- Par 72  
 Karsten Creek, Stillwater, Okla.  
 Team -- Oklahoma St. (296-289-296=881)  
 Individual -- Kevin Tway, Oklahoma St. (74-72-70=216)

2. Arkansas.....298-301-304=903 (+16)

T5. David Lingmerth.....74-74-74=222 (+6)

T13. Ethan Tracy.....71-76-79=226 (+10)

T25. Andrew Landry.....75-75-78=228 (+12)

T37. Jason Cuthbertson.....78-80-76=234 (+18)

T37. Jamie Marshall.....82-76-76=234 (+18)

## 2010 NCAA Southeast Regional

May 20-22, 2010 -- Par 70  
 Capital City Club, Alpharetta, Ga.  
 Team -- Oklahoma St. (282-282-277=841)  
 Individual -- Peter Uihlein, Okla. St. (68-70-68=206)

8. Arkansas.....296-282-289=867 (+27)

T13. Jamie Marshall.....71-67-74=212 (+2)

T26. Dalton Owens.....76-70-70=216 (+6)

T45. Austin Cook.....75-72-73=220 (+10)

T49. Josh Eure.....76-73-72=221 (+11)

T53. David Lingmerth.....74-73-75=222 (+12)

## 2011 NCAA Southeast Regional

May 19-21, 2011 -- Par 72  
 Golden Ocala Golf Club, Ocala, Fla.  
 Team -- Florida (282-287-277=846)  
 Individual -- Patrick Reed, Augusta St. (72-67-67=206)  
 Mitchell Sutton, N.C. St. (68-67-71=206) & Jace Long, Missouri (73-71-62=206)

5. Arkansas.....283-287-286=856 (-8)

T12. Ethan Tracy.....68-74-70=212 (-4)

T14. Austin Cook.....71-70-72=213 (-3)

T37. Jamie Marshall.....73-77-70=220 (+4)

T37. Will Pearson.....73-73-74=220 (+4)

T42. Sebastian Cappelen.....71-70-80=221 (+5)

## 2012 NCAA South Central Regional

May 17-19, 2012 -- Par 72  
 The Club at Olde Stone, Bowling Green, Ky.  
 Team -- Chattanooga (294-281-284=859)  
 Individual -- Stephen Jaeger, Chattanooga (70-67-66=203)

6. Arkansas.....302-292-285=879 (+15)

8. Ethan Tracy.....76-67-70=213 (-3)

T2. Sebastian Cappelen.....73-72-71=216 (E)

T30. Austin Cook.....79-73-71=223 (+7)

T46. Thomas Sorensen.....74-80-73=227 (+11)

T66. Josh Eure.....80-80-76=236 (+20)

## 2013 NCAA Fayetteville Regional

May 16-18, 2013 -- Par 72  
 Blessings Golf Club, Fayetteville, Ark.  
 Team -- Illinois (282-292-289=863)  
 Individual -- Mario Clemens, SMU (70-70-73=213)

2. Arkansas.....290-283-293=866 (+2)

T2. Austin Cook.....72-68-74=214 (-2)

T8. Taylor Moore.....72-72-74=218 (+4)

T14. Sebastian Cappelen.....72-73-75=220 (+4)

T14. Nicolas Echavarria.....76-70-74=220 (+4)

T26. Thomas Sorensen.....74-80-71=225 (+9)

## 2014 NCAA Columbia Regional

May 15-17, 2014 -- Par 72  
 The Club At Old Hawthorne, Columbia, Mo.  
 Team -- Oklahoma State (272-287-272=831)  
 Individual -- Emilio Cuartero, Missouri (70-70-65=205)

2. Arkansas.....289-270-277=836 (-28)

5. Kolton Crawford.....72-69-67=208 (-8)

T6. Sebastian Cappelen.....73-67-69=209 (-7)

T6. Nicolas Echavarria.....73-67-69=209 (-7)

T11. Taylor Moore.....71-67-72=210 (+6)

T57. Zach Coats.....77-73-78=228 (+12)

## 2015 NCAA Yale Regional

May 14-16, 2015 -- Par 70  
 The Course At Yale, New Haven Conn.  
 Team -- South Florida (281-276-269=826)  
 Individual -- Jordan Niebrugge, Okla. State (72-62-69=203)

11. Arkansas.....301-289-281=871 (+31)

T34. Alvaro Ortiz.....77-71-67=215 (+5)

T37. Kolton Crawford.....70-72-74=216 (+6)

T53. Alec Tahy.....78-71-72=221 (+11)

T57. Gonzalo Rubio.....76-75-71=222 (+12)

T65. Zach Coats.....79-75-71=225 (+15)

## 2016 NCAA Kohler Regional

May 16-18, 2016 -- Par 72  
 Meadow Valley Course at Blackwolf Run, Kohler, Wisc.  
 Team -- Illinois (289-283-281=853)  
 Individual -- Tee-k Kelly, Ohio State (70-70-69=209)

T2. Arkansas.....292-284-281=857 (-7)

T5. Taylor Moore.....74-69-70=213 (-3)

T12. Nicolas Echavarria.....73-72-70=215 (-1)

T29. Alvaro Ortiz.....72-75-70=217 (+1)

T38. Charles Kim.....73-71-76=220 (+4)

T43. Kolton Crawford.....79-75-71=221 (+5)

## 2017 NCAA Baton Rouge Regional

May 15-17, 2017 -- Par 72  
 University Club, Baton Rouge, La.  
 Team -- LSU (276-296-294=866)  
 Individual -- Sam Burns, LSU (65-72-75=212)

8. Arkansas.....299-301-293=893 (+29)

6. Mason Overstreet (advanced to NCAA).....73-78-67=218 (+2)

T24. Alvaro Ortiz.....76-74-74=224 (+8)

T32. Charles Kim.....74-75-76=225 (+9)

T35. Luis Garza.....76-74-76=226 (+10)

T58. William Buhl.....80-78-76=234 (+18)

## 2018 NCAA Norman Regional

May 14-16, 2018 -- Par 72  
 Jimmie Austin OU Golf Club, Norman, Okla.  
 Team -- Oklahoma (283-284-283=850)  
 Individual -- Travis Trace, North Florida (70-70-65=205)

T4. Arkansas.....288-293-280=861 (-3)

T12. Alvaro Ortiz.....74-71-69=214 (-2)

T18. William Buhl.....69-79-67=215 (-1)

T33. Tyson Reeder.....76-72-71=219 (+3)

T39. Mason Overstreet.....72-76-73=221 (+5)

T50. Luis Garza.....73-74-77=224 (+8)

## 2019 NCAA Austin Regional

May 13-15, 2019 -- Par 72  
 University of Texas Golf Club, Austin, Texas  
 Team -- Texas (278-274-275=827)  
 Individual -- Stefano Mazzoli, TCU (71-69-64=204)

6. Arkansas.....282-291-292=865 (+13)

T6. Julian Perico (advanced to NCAA).....67-72-71=210 (-3)

T7. Mason Overstreet.....74-69-72=215 (+2)

T25. William Buhl.....71-73-74=218 (+5)

T42. Tyson Reeder.....70-77-76=223 (+10)

T52. Luis Garza.....74-78-75=227 (+14)

## 2020 NCAA Regionals

CANCELED DUE TO COVID-19

## 2021 NCAA Kingston Springs Regional

May 17-19, 2021 -- Par 71  
 Golf Club of Tennessee, Kingston Springs, Tenn.  
 Team -- Vanderbilt (279-280-275=834)  
 Ind. -- Puwitt Anupansuebsai, San Diego St. (71-67-67=205)

2. Arkansas.....283-280-282=845 (-7)

2. Tyson Reeder.....69-72-65=206 (+7)

T8. William Buhl.....69-69-71=209 (-4)

T24. Julian Perico.....71-70-73=214 (+1)

T39. Manuel Lozada.....74-70-74=218 (+5)

T56. Segundo Oliva Pinto.....81-71-73=225 (+12)



# ARKANSAS NCAA CHAMPIONSHIP HISTORY



As a freshman in 2013, **NICOLAS ECHAVARRIA** set a program NCAA Championship record with a second-round, six-under par 64 en route to tying for 13th place and earning PING All-America honorable mention honors.

## ALL-TIME APPEARANCES

Year	Place	Score (holes)
1963	Individual Only	--
1971	20th (MC)	585 (36)
1984	18th	880 (54)
1985	6th	1,192 (72)
1986	16th	1,183 (72)
1987	6th	1,187 (72)
1988	12th	1,190 (72)
1989	7th	1,171 (72)
1990	30th	1,228 (72)
1991	T9th	1,192 (72)
1992	8th	1,156 (72)
1993	7th	1,169 (72)
1994	4th	1,138 (72)
1996	11th	1,221 (72)
1995	Individual Only	--
1997	T16th (MC)	589 (36)
1999	T24th (MC)	618 (36)
2000	Individual Only	--
2003	27th (MC)	947(54)
2005	T26th (MC)	894 (54)
2009	STROKE: T3rd / MATCH: 2nd	865 (54)
<b>MATCH PLAY: Def. Washington, 3-2, in quarterfinals</b>		
<b>Def. Georgia, 3.5-1.5, in semifinals</b>		
<b>Lost to Texas A&amp;M, 3-2, in championship</b>		
2011	15th (MC)	897 (54)
2013	10th	843 (54)
2014	T18th (MC)	857 (54)
2016	12th	1153 (72)
2017	Individual Only	--
2018	12th	1179 (72)
2019	Individual Only	--
2020	Canceled Due to COVID-19	
2021	T11th	1153 (72)

## ALL TIME TEAM FINISHES

Place	Times	Years(s)
1st	-	-
2nd	1	2009
3rd	-	-
4th	1	1994
5th	-	-
6th	2	1985, 1987
7th	2	1989, 1993
8th	1	1992
9th	1	1991
10th	1	2013
11th	2	1996, 2021
12th	3	1988, 2016, 2018
13th	-	-
14th	-	-
15th	1	2011
16th	2	1986, 1997
17th	-	-
18th	2	1984, 2014
19th	-	-
20th	1	1971
21st	-	-
22nd	-	-
23rd	-	-
24th	1	1999
25th	-	-
26th	1	2005
27th	1	2003
28th	-	-
29th	-	-
30th	1	1990

## BEST TEAM ROUNDS

Score	Year	Round
271	2013	2
279	2014	3
	1994	1
281	1992	2
282	2016	1
282	1994	3
282	1992	3
283	2009	2
284	2016	2
284	1989	1
285	2021	4
285	2009	3
287	2021	1
286	2014	2
286	2013	1
286	2013	3
286	1993	4
288	2021	3
288	2005	1
288	1994	2
289	2018	2
289	2016	3
289	1994	4
289	1992	4

## LOWEST TEAM SCORES

(54 holes only)

Score	Year (Place)
843	2013 (10th)
857	2014 (T18th)
865	2009 (*T3rd-Stroke Play)
880	1984 (18th)
894	2004 (T26th)
897	2011 (15th)
947	2003 (31st)


\* - advanced to Match Play and was NCAA runner-up

## LOWEST TEAM SCORES

(72 holes only)

Score	Year (Place)
1,138	1994 (4th)
1,153	2021 (T11th)
1,153	2016 (12th)
1,156	1992 (8th)
1,169	1993 (7th)
1,171	1989 (3rd)
1,179	2018 (12th)
1,183	1986 (16th)
1,187	1987 (6th)
1,190	1988 (12th)
1,192	1991 (T9th)
	1985 (6th)
1,221	1996 (11th)
1,228	1990 (30th)

# ARKANSAS NCAA CHAMPIONSHIP HISTORY



## NCAA INDIVIDUAL CHAMPION

1963 ..... R.H. Sikes

## BEST STROKE PLAY FINISHES

Place	Player	Year
2	Mason Overstreet	2017
6	Greg Reid	1988
	Chris Little	1987
	Mike Swartz	1984
9	Sebastian Cappelen	2014
10	Austin Cook	2011
	Andrew Dahl	2003
	Deane Pappas	1992
13	Nicolas Echavarria	2013
	Bud Still	1994
	Bud Still	1993
14	John Daly	1986
16	Sebastian Cappelen	2013
	Jack O'Keefe	1991
	Chris Little	1988
	Chuck Brownfield	1971
17	Steven Bright	1994
22	Tyson Reeder	2021
23	David Lingmerth	2009
24	Bud Still	1996
	Tag Ridings	1996
	Jack O'Keefe	1989
25	Craig Young	1994
	Rod Ellis	1994

## BEST FINISH IN RELATION TO PAR

(54 holes)

Score	Player (Finish)	Year
-4	Nicolas Echavarria (206/MC-T13th)	2013
-3	Sebastian Cappelen (207/MC-T9th)	2014
	Sebastian Cappelen (207/MC-T16th)	2013

## BEST FINISH IN RELATION TO PAR

(72 holes)

Score	Player (Finish)	Year
-7	Mason Overstreet (281/2nd)	2017
-5	Mike Swartz (283/T6th)	1984
-3	Bud Still (285/T13th)	1994
	Deane Pappas (285/T10th)	1992
-2	Steven Bright (286/T17th)	1993

## LOWEST INDIVIDUAL ROUNDS

Score	Player	Year (Rd)
64	Nicolas Echavarria	2013 (2)
65	John Daly	1986 (3)
67	Tyson Reeder	2018 (2)
	Sebastian Cappelen	2013 (2)
68	Julian Perico	2021 (4)
	Mason Overstreet	2017 (2)
	Charles Kim	2016 (2)
	Kolton Crawford	2016 (1)
	Sebastian Cappelen	2014 (1)
	Sebastian Cappelen	2014 (2)
	Ethan Tracy	2009 (2)
	Brenden Pappas	1992 (2)
	Brenden Pappas	1991 (3)
	Mike Swartz	1984 (1)
69	Tyson Reeder	2021 (4)
	Manuel Lozada	2021 (1)
	David Lingmerth	2009 (3)
	Steven Bright	1994 (1)
	Craig Young	1994 (3)
	Tag Ridings	1994 (1)
	Deane Pappas	1992 (3)
	David White	1992 (2)
	Jack O'Keefe	1991 (4)
	Jack O'Keefe	1991 (2)
	Chad Magee	1989 (1)
	Mike Swartz	1984 (2)
	R.H. Sikes	1963 (1)

## MOST ROUNDS IN THE 60s

Rds	Player	Scores
3	Sebastian Cappelen	67, 68, 68
2	Tyson Reeder	67, 69
	Jack O'Keefe	69, 69
	Brenden Pappas	68, 68
	Mike Swartz	68, 69



As a freshman in 2017, MASON OVERSTREET not only was NCAA runner-up, but his 7-under-par 281 is the lowest 72-hole in school history at the Championship.

## LOWEST INDIVIDUAL SCORES

(54 holes)

Score	Player	Year
206	Nicolas Echavarria (MC/T13th)	2013
207	Sebastian Cappelen (MC/T9th)	2014
	Sebastian Cappelen (MC/T16th)	2013
210	Mason Overstreet *	2017
	Mike Swartz *	1984
211	Charles Kim *	2016
213	Kolton Crawford *	2016
	Taylor Moore (MC/T60th)	2013
	Craig Young *	1994
	Bud Still *	1994
214	Steven Bright *	1994
	Deane Pappas *	1992
	John Daly *	1986
215	Tyson Reeder *	2021
	Taylor Moore *	2016
	Kolton Crawford (MC/T69th)	2014
	Tag Ridings *	1994
216	William Buhl *	2021
	David Lingmerth (T23rd)	2009
217	Manuel Lozada *	2021
	Taylor Moore (MC/T83rd)	2014
	Austin Cook (MC/T10th)	2011
	Ethan Tracy (T27th)	2009
218	Nicolas Echavarria (MC/T89th)	2014
	Austin Cook (MC/T109th)	2013
	Beau Glover (MC/T83rd)	2005
	Rod Ellis *	1994
	Jack O'Keefe *	1993
	Bud Still *	1993
	David White *	1992
	Jack O'Keefe *	1989
	Greg Reid *	1988

\* played additional round

## LOWEST INDIVIDUAL SCORES

(72 holes)

Score	Player (Finish)	Year
281	Mason Overstreet (2nd)	2017
283	Mike Swartz (T6th)	1984
284	Tyson Reeder (T22nd)	2021
285	Bud Still (T13th)	1994
	Deane Pappas (T10th)	1992
286	Steven Bright (T17th)	1994
287	Taylor Moore (T26th)	2016
288	Rod Ellis (T17th)	1994
	Craig Young (T25th)	1994
289	Charles Kim (T40th)	2016
	Tag Ridings (T33rd)	1994
	Bud Still (T13th)	1993
	Greg Reid (T6th)	1988
	Chuck Brownfield (T16th)	1971
290	William Buhl (T44)	2021
	Julian Perico (T44)	2021
	David White (T26th)	1992
	Chris Little (T6th)	1987
	John Daly (T14th)	1986
291	Kolton Crawford (T51st)	2016
292	Jack O'Keefe (T24th)	1989
293	Nicolas Echavarria (T60th)	2016
	Greg Reid (T27th)	1989
	Chris Little (T16th)	1988
294	Gary Clark (T55th)	1992
	Jack O'Keefe (T16th)	1991
295	Alvaro Ortiz (T71st)	2016
	Andrew Dahl (T10th)	2003
	Brenden Pappas (T60th)	1992

# ARKANSAS NCAA CHAMPIONSHIP HISTORY

## 1963 NCAA Championships (66th)

June 17-22, 1963  
Wichita St. Country Club, Wichita, Kan.  
Team -- Oklahoma St. (581)  
**Individual -- R.H. Sikes, Arkansas (139)**

### 1. R.H. Sikes (Led after 2 Rds of Stroke) .....69-70=139

#### MATCH PLAY RESULTS:

3rd Round: def. Harry Hoskins, Texas A&M, 5 & 4  
Quarterfinal: def. Bobby Greenwood (North Texas), 2 & 1  
Semifinal: def. Pat Thompson (Texas), 5 & 4  
**FINAL** def. John Lotz, (San Jose State), 1 up, 37 holes

## 1971 NCAA Championships (74th)

June 21-26, 1971 -- Par 72  
Tucson National Golf Club, Tucson, Ariz.  
Team -- Texas (1144)  
**Individual -- Ben Crenshaw, Texas (273)**

### 20. Arkansas.....585 (+9)

T16.	Chuck Brownfield.....	72-71-71-75=289
--	Bill Brown.....	(73 Final Rd) 292
--	Bill Montgomery.....	--
--	Jim Cisne.....	--
--	Mike Moser.....	--

\* Arkansas failed to make cut - cut was after second round.

## 1984 NCAA Championships (87th)

May 23-26, 1984 -- Par 72  
Bear Creek Golf World, Houston, Texas  
Team -- Houston (294-282-285-284=1,145)  
**Individual -- John Inman, North Carolina (66-67-71-67=271)**

### 18. Arkansas.....292-292-296=880 (+16)

T6.	Mike Swartz.....	68-69-73-73=283 (-5)
T89.	Sean Pappas.....	73-77-74=224 (+8)
T110.	Mike Grob.....	76-71-78=225 (+9)
T124.	Tim Crockett.....	76-76-74=226 (+10)
T124.	Bryan Wagner.....	75-76-75=226 (+10)

## 1985 NCAA Championships (88th)

May 22-25, 1985 -- Par 72  
Grenelefe Country Club, Haines City, Fla.  
Team -- Houston (288-293-300-291=1,172)  
**Individual -- Clark Burroughs, Ohio State (70-70-74-71=285)**

### 6. Arkansas.....312-292-297-291=1,192 (+40)

T22.	Sean Pappas.....	77-71-75-73=296 (+8)
T42.	Mike Swartz.....	78-73-76-72=299 (+11)
T42.	Mike Grob.....	75-77-74-73=299 (+11)
T54.	Tim Crockett.....	74-77-75-75=301 (+13)
T91.	John Sadie.....	75-79-81-78=313 (+25)

## 1986 NCAA Championships (89th)

May 28-31, 1986 -- Par 72  
Bermuda Run Country Club, Winston-Salem, N.C.  
Team -- Wake Forest (286-290-302-278=1,156)  
**Individual -- Scott Verplank, Okla. St. (68-68-73-73=282)**

### 16. Arkansas.....299-294-295-295=1,183 (+31)

T14.	John Daly.....	77-72-65-76=290 (+2)
T52.	Mike Swartz.....	75-73-75-73=296 (+8)
T85.	John Sadie.....	79-77-75-70=301 (+13)
T87.	Sean Pappas.....	72-74-80-76=302 (+14)
T112.	Petey King.....	75-75-81-81=312 (+24)

## 1987 NCAA Championships (90th)

June 10-13, 1987 -- Par 72  
Ohio State Scarlet Golf Course, Columbus, Ohio  
Team -- Oklahoma St. (298-289-285-288=1,160)  
**Individual -- Brian Watts, Oklahoma St. (74-71-69-66=280)**

### 6. Arkansas.....304-290-297-296=1,187 (+35)

T6.	Chris Little.....	75-71-74-70=290 (+2)
T27.	John Daly.....	79-73-73-72=297 (+9)
T59.	John Sadie.....	76-74-74-79=303 (+15)
T59.	Sean Pappas.....	75-73-78-77=303 (+15)
T66.	Jeff Barlow.....	78-73-76-77=304 (+16)

## 1988 NCAA Championship (91st)

May 25-28, 1988 -- Par 71  
North Ranch Country Club, Thousand Oaks, Calif.  
Team -- UCLA (301-295-293-287=1,176)  
**Individual -- E.J. Pfister, Oklahoma St. (70-76-70-68=284)**

### 12. Arkansas.....302-299-294-295=1,190 (+54)

T6.	Greg Reid.....	71-72-75-71=289 (+5)
T16.	Chris Little.....	76-76-70-71=293 (+9)
T48.	John Sadie.....	78-73-70-78=299 (+15)
81.	Chad Magee.....	77-78-80-75=310 (+26)
T89.	Packard DeWitt.....	79-84-79-80=322 (+38)

## 1989 NCAA Championship (92nd)

June 7-10, 1989 -- Par 72  
Oak Tree Country Club, Edmond, Okla.  
Team -- Oklahoma State (279-289-283-288=1,139)  
**Individual -- Phil Mickelson, Arizona St. (66-70-71-74=281)**

### 7. Arkansas.....284-299-295-293=1,171 (+19)

T24.	Jack O'Keefe.....	71-73-74-74=292 (+4)
T27.	Greg Reid.....	75-71-76-71=293 (+5)
T40.	Chad Magee.....	69-80-71-76=296 (+8)
T40.	Petey King.....	73-75-76-72=296 (+8)
T59.	Deanne Pappas.....	71-81-74-76=302 (+14)

## 1990 NCAA Championships (93rd)

June 6-9, 1990 -- Par 72  
Innsbrook Island Course, Tarpon Springs, Fla.  
Team -- Arizona St. (296-288-292-279=1,155)  
**Individual -- Phil Mickelson, Arizona St. (75-68-70-66=279)**

### 30. Arkansas.....302-302-311-311=1,228 (+76)

T49.	Hans Haas.....	73-74-76-74=297 (+9)
T145.	Mike Etherington.....	80-82-75-77=314 (+26)
T147.	Wes McNulty.....	74-78-83-81=316 (+28)
T150.	Brenden Pappas.....	87-72-78-80=317 (+29)
T150.	Deane Pappas.....	77-78-82-80=317 (+29)

## 1991 NCAA Championships (94th)

June 5-8, 1991 -- Par 72  
Poppy Hills Golf Course, Pebble Beach, Calif.  
Team -- Oklahoma St. (300-289-294-287=1,161)  
**Individual -- Warren Schutte, UNLV (72-70-74-67=283)**

### T9. Arkansas.....312-292-297-291=1,192 (+40)

T16.	Jack O'Keefe.....	80-69-76-69=294 (+6)
T28.	Brenden Pappas.....	82-74-68-72=296 (+8)
T56.	David White.....	81-72-74-74=301 (+13)
T113.	Deane Pappas.....	74-77-80-79=310 (+22)
T119.	Hans Haas.....	77-79-79-76=311 (+23)

## 1992 NCAA Championships (95th)

June 3-6, 1992 -- Par 72  
Univ. of New Mexico Golf Club, Albuquerque, N.M.  
Team -- Arizona (286-284-274-285=1,129)  
**Individual -- Phil Mickelson, Arizona St. (63-65-69-74=271)**

### 8. Arkansas.....304-281-282-289=1,156 (+4)

T10.	Deane Pappas.....	74-71-69-71=285 (+3)
T26.	David White.....	78-69-71-72=290 (+2)
T55.	Gary Clark.....	76-73-72-73=294 (+6)
T60.	Brenden Pappas.....	77-68-77-73=295 (+7)
T66.	Jack O'Keefe.....	77-74-70-75=296 (+8)

## 1993 NCAA Championship (96th)

June 2-5, 1993 -- Par 72  
Champions Golf Course, Lexington, Ky.  
Team -- Florida (291-277-294-283=1,145)  
**Individual -- Todd Demsey, Arizona St. (73-65-71-69=278)**

### 7. Arkansas.....293-290-300-286=1,169 (+17)

T13.	Bud Still.....	71-71-76-71=289 (+1)
T39.	David White.....	77-74-73-72=296 (+8)
T43.	Jack O'Keefe.....	72-73-73-79=297 (+9)
T49.	Gary Clark.....	76-72-78-72=298 (+10)
T56.	Craig Young.....	74-78-78-71=301 (+13)

## 1994 NCAA Championship (97th)

June 4-6, 1994 -- Par 72  
Stonebridge Country Club, McKinney, Texas  
Team -- Stanford (292-273-282-282=1,129)  
**Individual -- Justin Leonard, Texas (71-68-63-69=271)**

### 4. Arkansas.....279-288-282-289=1,138 (-14)

T13.	Bud Still.....	71-72-70-72=285 (-3)
T17.	Steven Bright.....	69-73-72-72=286 (-2)
T25.	Craig Young.....	72-72-69-75=288 (E)
T25.	Rod Ellis.....	70-76-71-71=288 (E)
T33.	Tag Ridings.....	69-71-75-74=289 (+1)

## 1995 NCAA Championship (98th)

May 31-June 3, 1995 -- Par 72  
The Scarlet Course, Columbus, Ohio  
Team -- Oklahoma St. (291-292-287-286=1,156)  
**Individual -- Chip Spratlin, Auburn (67-71-70-75=283)**

#### INDIVIDUAL ONLY

T102.	Bud Still.....	74-74=148 (+4)
-------	----------------	----------------

## 1996 NCAA Championship (99th)

May 29-June 1, 1996 -- Par 72  
The Honors Course, Chattanooga, Tenn.  
Team -- Arizona St. (286-300-295-305=1,186)  
**Individual -- Tiger Woods, Stanford (69-67-69-80=285)**

### 11. Arkansas.....301-300-298-322=1,221 (+69)

T24.	Bud Still.....	77-75-70-80=302 (+14)
T24.	Tag Ridings.....	70-76-76-80=302 (+14)
T57.	Steven Bright.....	79-79-72-81=311 (+23)
T60.	Rich Morris.....	75-75-80-82=312 (+24)
75.	Casey Brown.....	82-74-84-81=321 (+33)

## 1997 NCAA Championship (100th)

May 28-31, 1997 -- Par 70  
Conway Farms Golf Club, Lake Forest, Ill.  
Team -- Pepperdine (287-288-286-287=1,148)  
**Individual -- Charles Warren, Clemson (71-68-73-67=279)**

### T16. Arkansas.....297-292=589 (+21)

T43.	Bryan Hawkins.....	72-74=146 (+4)
T57.	Casey Brown.....	74-73=147 (+5)
T65.	Tag Ridings.....	74-74=148 (+6)
T65.	Jon Whitaker.....	77-71=148 (+6)
T130.	Rich Morris.....	78-76=156 (+12)

\* Arkansas failed to make cut, individuals thru 2 Rds only.

# ARKANSAS NCAA CHAMPIONSHIP HISTORY

## 1999 NCAA Championship (102nd)

June 2-5, 1999 -- Par 72  
 Hazeltine National Golf Club, Chaska, Minn.  
 Team -- Georgia (292-305-290-293=1,180)  
 Individual -- Alejandro Canizares, Arizona St. (77-70-71-69=287)

### T24. Arkansas.....298-320=618 (+42)

T57. Rich Morris .....	73-74-80-79=306 (+18)
T54. Craig Lile .....	71-82=153 (+9)
T132. Phil Walker .....	78-83=153 (+17)
T132. Nigel Herd .....	76-85=161 (+17)
T142. Aaron Saint.....	82-81=163 (+19)

\* Arkansas failed to make cut as a team, Morris made cut as individual. Individuals placing aside from Morris only after two rounds.

## 2000 NCAA Championship (103rd)

May 31-June 3, 2000 -- Par 72  
 Grand National Lake, Opelika, Ala.  
 Team -- Oklahoma St. (281-276-275-284=1,116)  
 Individual -- Charles Howell, Oklahoma St. (67-66-63-69=265)

### INDIVIDUAL ONLY

T47. Craig Lile .....	72-73=145 (+1)
-----------------------	----------------

## 2003 NCAA Championship (106th)

May 27-30, 2003 -- Par 72  
 Karsten Creek, Stillwater, Okla.  
 Team -- Clemson (299-302-287-303=1,191)  
 Individual -- Luke Donald, Northwestern (73-68-72-71=284)

### 27. Arkansas.....314-326-307=947 (+83)

T10. Andrew Dahl .....	73-81-70-71=295 (+7)
T57. Seth Murphy .....	78-79-73=230 (+14)
T132. Adam Wing .....	82-85-79=246 (+30)
T137. Paul Bradshaw .....	81-82-85=248 (+32)
T53. Josh Farrell.....	83-84-92=259 (+44)

\* Arkansas failed to make cut as a team, Dahl made cut as individual. Individuals placing aside from Dahl is only after three rounds.

## 2005 NCAA Championship (108th)

June 1-3, 2005 -- Par 70  
 Caves Valley Golf Club, Owings Mills, Md.  
 Team -- Georgia (274-284-297-280=1,135)  
 Individual -- James Lepp, Washington (70-67-76-63=276)

### T26. Arkansas.....288-296-310=894 (+54)

T83. Beau Glover .....	70-71-77=218 (+8)
T98. Matt Bortis.....	71-78-73=222 (+12)
T136. Scott Campbell .....	74-76-80=230 (+20)
T145. Eric Shriver.....	81-71-81=233 (+23)
T151. Josh Farrell.....	73-82-80=235 (+25)

\* Arkansas failed to make cut, individuals placing is only after three rounds.

## 2009 NCAA Championship (112th)

May 26-30, 2009 -- Par 71  
 The Inverness Club, Toledo, Ohio  
 Team -- Texas A&M (defeated Arkansas 3-2 in Match Play)  
 Individual -- Matt Hill, North Carolina St. (69-69-69=207)

### T3. Arkansas (Stroke Play).....297-283-285=865 (+13)

**2. ARKANSAS (MATCH PLAY)..... RUNNER-UP**  
 Quarterfinal: ....., Arkansas def. Washington 3-2  
 Semifinal:..... def. Georgia 3-1-1  
 FINAL:..... lost to Texas A&M 3-2

T23. David Lingmerth .....	75-72-69=216 (+3)
T27. Ethan Tracy.....	76-68-73=217 (+4)
T36. Andrew Landry .....	75-70-74=219 (+6)
T47. Jamie Marshall .....	71-78-71=220 (+7)
T60. Jason Cuthbertson.....	77-73-72=222 (+9)

## 2011 NCAA Championship (114th)

May 31-June 5, 2011 -- Par 72  
 Karsten Creek Golf Club, Stillwater, Okla.  
 Team -- Augusta State (defeated Georgia, 3-2 in Match Play)  
 Individual -- John Peterson, LSU (74-65-72=211)

### 15. Arkansas.....296-298-303=897 (+33)

T10. Austin Cook .....	70-74-73=217 (+1)
T66. Sebastian Cappelen .....	76-72-78=226 (+10)
T74. Ethan Tracy.....	75-77-75=227 (+11)
T74. Jamie Marshall.....	75-75-77=227 (+11)
T119. Will Pearson.....	77-78-80=235 (+19)

\* Arkansas failed to make cut, individuals placing is only after three rounds.

## 2013 NCAA Championship (116th)

May 28-June 2, 2013 -- Par 70  
 Capital City Club, Atlanta, Ga.  
 Team -- Alabama (defeated Illinois 4-1 in Match Play)  
 Individual -- Max Homa, California (70-65-66=201)

### 10. Arkansas.....286-271-286=843 (+3)

T13. Nicolas Echavarria .....	70-64-72=206 (-4)
T16. Sebastian Cappelen .....	70-67-70=207 (-3)
T60. Taylor Moore .....	74-70-69=213 (+3)
T109. Austin Cook .....	73-70-75=218 (+8)
T136. Thomas Sorensen.....	73-72-77=222 (+12)

\* Arkansas failed to make cut, individuals placing is only after three rounds.

## 2014 NCAA Championship (117th)

May 23-29, 2014 -- Par 70  
 Prairie Dunes CC, Hutchinson, Kan.  
 Team -- Alabama (defeated Oklahoma State 4-1 in Match Play)  
 Individual -- Cameron Wilson, Stanford (71-63-70=204)

### T18. Arkansas.....292-286-279=857 (+17)

T9. Sebastian Cappelen .....	68-71-68=207 (-3)
T69. Koltan Crawford .....	74-71-70=215 (+5)
T82. Taylor Moore .....	75-72-70=217 (+7)
T89. Nicolas Echavarria .....	75-72-71=218 (+8)
T141. Blake Biddle.....	76-79-73=228 (+18)

\* Arkansas failed to make cut, individuals placing is only after three rounds.

## 2016 NCAA Championship (119th)

May 27-30, 2016 -- Par 70  
 Eugene Country Club, Eugene, Oregon  
 Team -- Oregon (defeated Texas 3-2 in Match Play)  
 Individual -- Aaron Wise, Oregon (70-70-64-71=275)

### 12. Arkansas.....282-284-289-298=1,153 (+33)

T26. Taylor Moore .....	70-70-75-72=287 (+7)
T40. Charles Kim .....	73-68-70-78=289 (+9)
T51. Koltan Crawford .....	68-73-72-78=291 (+11)
T60. Nicolas Echavarria .....	72-75-72-74=293 (+13)
T71. Alvaro Ortiz .....	72-73-76-74=295 (+15)

## 2017 NCAA Championship (120th)

May 26-31, 2017 -- Par 72  
 Rich Harvest Farms, Sugar Grove, Illinois  
 Team -- Oklahoma (defeated Oregon 3-1-1 in Match Play)  
 Individual -- Braden Thornberry, Mississippi (66-71-69-71=277)

### INDIVIDUAL ONLY

2. Mason Overstreet .....	70-68-72-71=281 (-7)
---------------------------	----------------------

## 2018 NCAA Championship (121st)

May 25-30, 2018 -- Par 72  
 Karsten Creek Golf Course, Stillwater, Okla.  
 Team -- Oklahoma State (defeated Alabama 5-0 in Match Play)  
 Individual -- Broc Everett, Augusta (70-70-70-71=281)

### 12. Arkansas.....296-289-291-303=1,179 (+27)

T41. William Buhl.....	72-79-71-74=296 (+8)
T41. Luis Garza .....	76-72-70-78=296 (+8)
T52. Mason Overstreet.....	76-76-73-74=299 (+11)
T52. Tyson Reeder .....	77-67-77-78=299 (+11)
T57. Alvaro Ortiz .....	2-74-77-77=300 (+12)

## 2019 NCAA Championship (122nd)

May 24-26, 2019 -- Par 72  
 Blessing Golf Club, Fayetteville, Ark.  
 Team -- Stanford (defeated Texas 3-2 in Match Play)  
 Individual -- Matt Wolff (73-66-70-69=278)

### INDIVIDUAL ONLY

T34. Julian Perico.....	71-75-76=222 (+6)
-------------------------	-------------------

\* Perico failed to make cut, placing is only after three rounds.

## 2020 NCAA Championship

Canceled Due to COVID-19

## 2021 NCAA Championship (123rd)

May 28-31, 2021 -- Par 70  
 Grayhawk Golf Club - Raptor Course, Scottsdale, Ariz.  
 Team -- Pepperdine (defeated Oklahoma 3-2-0 in Match Play)  
 Individual -- Turk Pettit, Clemson (68-67-68-70=273)

### T11. Arkansas.....287-293-288-285=1,153 (+33)

T22. Tyson Reeder .....	72-73-70-69=284 (+4)
T44. William Buhl.....	72-72-72-74=290 (+10)
T44. Julian Perico.....	74-73-75-68=290 (+10)
T61. Manuel Lozada.....	69-75-73-77=294 (+14)
-- Segundo Oliva Pinto.....	76-75-DNP-DNP
-- Mason Overstreet.....	DNP-DNP-73-74