

University of Arkansas, Fayetteville

ScholarWorks@UARK

---

Arkansas Agricultural Experiment Station  
Research Series

Arkansas Agricultural Experiment Station

---

12-1-2002

## Arkansas Corn and Grain Sorghum Performance Tests 2002

D. G. Dombek

*University of Arkansas, Fayetteville*

D. K. Ahrent

*University of Arkansas, Fayetteville*

R. D. Bond

*University of Arkansas, Fayetteville*

I. L. Eldridge

*University of Arkansas, Fayetteville*

Follow this and additional works at: <https://scholarworks.uark.edu/aaesser>



Part of the [Agricultural Science Commons](#), [Agronomy and Crop Sciences Commons](#), [Botany Commons](#), and the [Horticulture Commons](#)

---

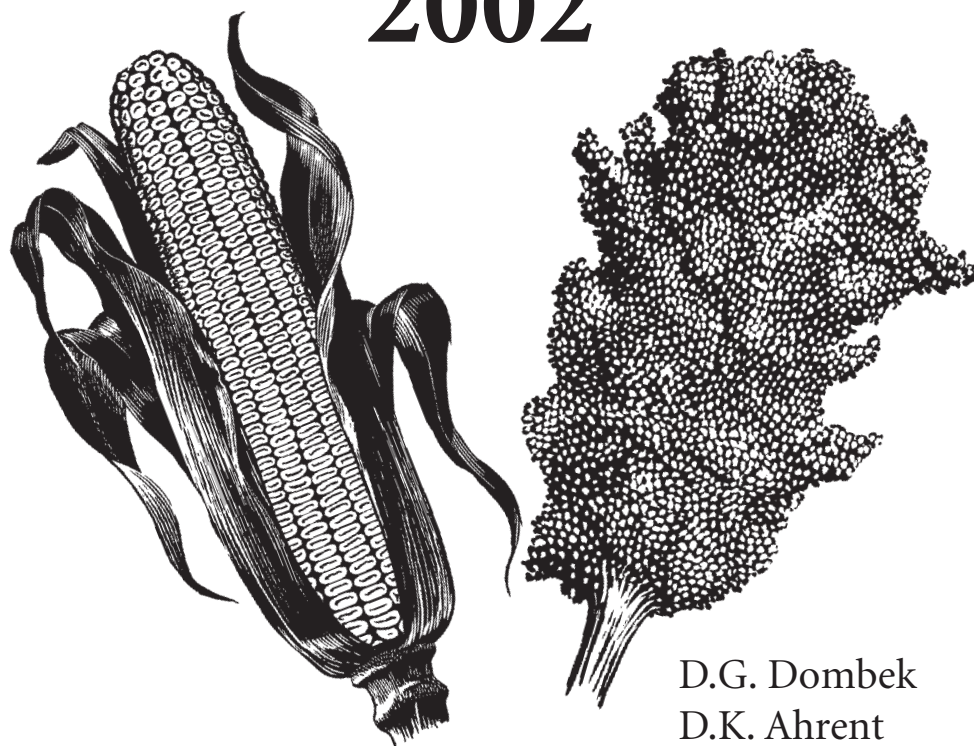
### Citation

Dombek, D. G., Ahrent, D. K., Bond, R. D., & Eldridge, I. L. (2002). Arkansas Corn and Grain Sorghum Performance Tests 2002. *Arkansas Agricultural Experiment Station Research Series*. Retrieved from <https://scholarworks.uark.edu/aaesser/125>

This Report is brought to you for free and open access by the Arkansas Agricultural Experiment Station at ScholarWorks@UARK. It has been accepted for inclusion in Arkansas Agricultural Experiment Station Research Series by an authorized administrator of ScholarWorks@UARK. For more information, please contact [scholar@uark.edu](mailto:scholar@uark.edu).

# Arkansas Corn and Grain Sorghum Performance Tests

2002



D.G. Dombek  
D.K. Ahrent  
R.D. Bond  
I.L. Eldridge

---

ARKANSAS AGRICULTURAL EXPERIMENT STATION

Division of Agriculture

University of Arkansas

December 2002

Research Series 498

This publication is available on the Internet at [www.uark.edu/depts/agripub/publications](http://www.uark.edu/depts/agripub/publications)

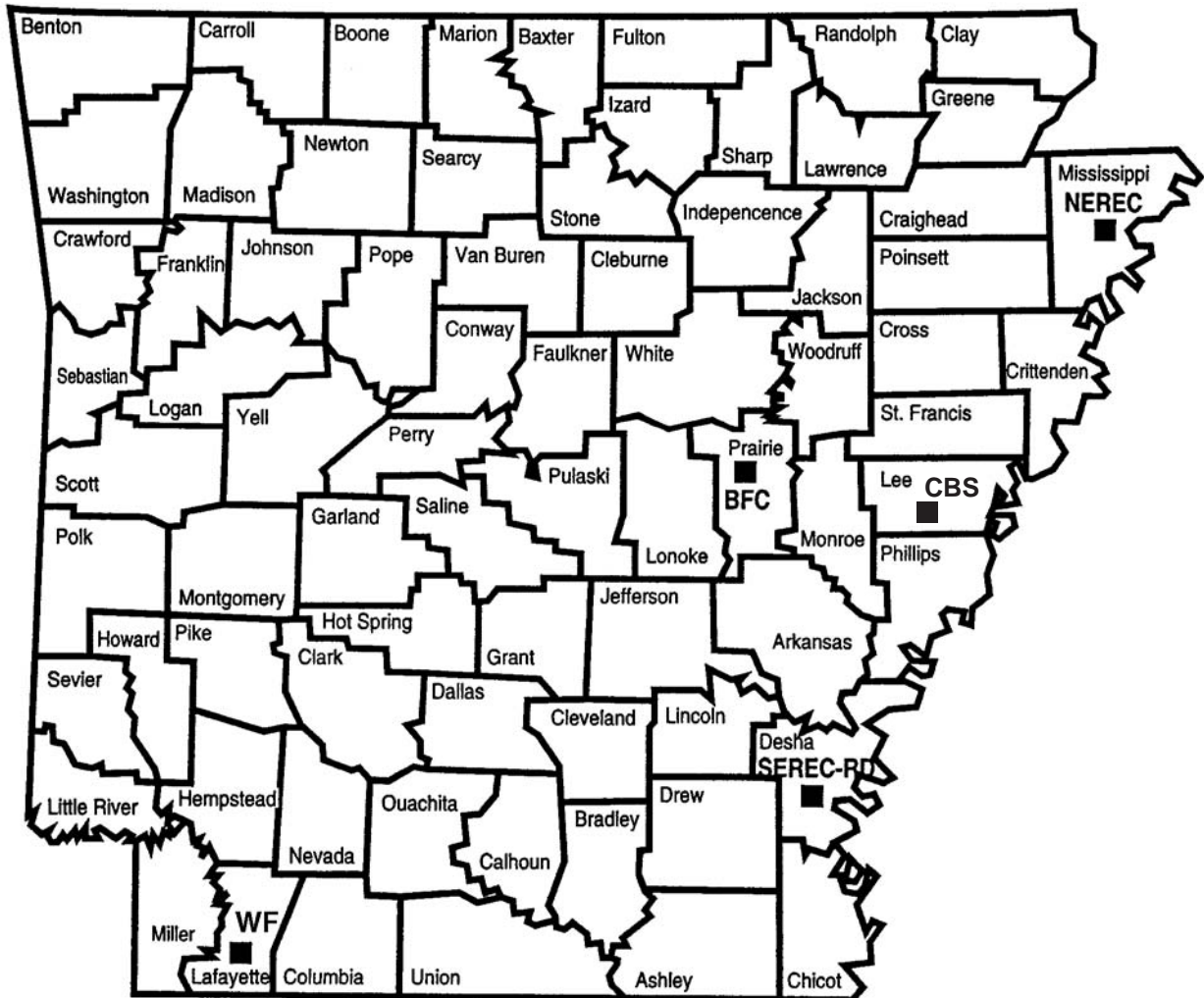
Additional printed copies of this publication can be obtained free of charge from Communication Services, 110 Agriculture Building, University of Arkansas, Fayetteville, AR 72701.

Technical editing and cover design by Cam Romund; Web conversion by Shelia Kidd

---

Arkansas Agricultural Experiment Station, University of Arkansas Division of Agriculture, Fayetteville. Milo J. Shult, Vice President for Agriculture and Director; Gregory J. Weidemann, Dean, Dale Bumpers College of Agricultural, Food and Life Sciences and Associate Vice President for Agriculture–Research, University of Arkansas Division of Agriculture. SG929QX5. The University of Arkansas Division of Agriculture follows a nondiscriminatory policy in programs and employment.  
ISSN:1051-3140 CODEN:AKAMA6

# CORN TEST LOCATIONS



- NEREC** Northeast Research and Extension Center, Keiser, Arkansas
- BFC** Bell Farming Company, Des Arc, Arkansas
- SEREC-RD** Southeast Research and Extension Center-Rohwer Division, Rohwer, Arkansas
- WF** Williams Farm, Gin City, Arkansas
- CBS** Cotton Branch Station, Marianna, Arkansas

UofA

UNIVERSITY OF ARKANSAS  


---

DIVISION OF AGRICULTURE

# ARKANSAS CORN AND GRAIN SORGHUM PERFORMANCE TESTS

2002

D.G. Dombek  
D.K. Ahrent  
R.D. Bond  
I.L. Eldridge<sup>1</sup>



<sup>1</sup> D.G. Dombek is a research associate and D.K. Ahrent, R.D. Bond, and I.L. Eldridge are research specialists in the Department of Crop, Soil and Environmental Sciences, University of Arkansas, Fayetteville, AR 72701.



# ACKNOWLEDGMENTS

This research was funded in part by participating companies.  
The assistance of the following individuals in conducting these experiments is gratefully acknowledged:

**Department of Plant Pathology, University of Arkansas, Fayetteville**  
Dr. David TeBeest, Professor

**Northeast Research and Extension Center, Keiser**  
Dr. Fred Bourland, Center Director  
Mr. Mike Duren, Research Specialist

**Cotton Branch Station, Marianna**  
Mr. Claude Kennedy, Resident Director  
Mr. Dale Yadon, Research Specialist

**Pine Tree Branch Station, Pine Tree**  
Mr. Roger Eason, Resident Director  
Mr. Shawn Clark, Research Specialist

**Rice Research and Extension Center, Stuttgart**  
Dr. Karen Moldenhauer, Interim Center Director  
Mr. Jamie Branson, Research Specialist  
Mr. Ronnie Sherman, Research Specialist

**Southeast Research and Extension Center, Monticello**  
Dr. Edwin A. Colburn, Center Director  
Mr. Larry Earnest, Superintendent, Rohwer Division  
Mr. Randy Cingolani, Research Specialist, Rohwer Division

**Southwest Research and Extension Center, Hope**  
Dr. Mike Phillips, Center Director  
Dr. T. L. Kirkpatrick, Professor  
Mr. J. D. Barham, Research Specialist

Special thanks to Mr. Davis Bell and to Mr. John Williams for allowing us to conduct corn performance tests on their farms

## TECHNICAL ADVISORY COMMITTEE

Dr. L. O. Ashlock  
Extension Agronomist - Soybeans, Cooperative Extension Service

Dr. R. K. Bacon  
Professor, Department of Crop, Soil and Environmental Sciences

Dr. T. L. Kirkpatrick  
Associate Professor, Southwest Research and Extension Center

Dr. W. F. Johnson, Jr.  
Extension Agronomist - Wheat and Feed Grains, Cooperative Extension Service

Dr. J. L. Barrentine  
Professor and Head, Department of Crop, Soil and Environmental Sciences





# CONTENTS

Introduction .....	6
Materials and Methods .....	6
Grain Sorghum Performance Measurements .....	6
Corn Performance Measurements .....	7
Table 1. Yields of Grain Sorghum Hybrids in Arkansas Performance Tests, 2002 .....	8
Table 2. Performance of Irrigated Grain Sorghum Hybrids, Keiser, AR, 2002 .....	9
Table 3. Performance of Nonirrigated Grain Sorghum Hybrids, Keiser, AR, 2002 .....	11
Table 4. Performance of Irrigated Grain Sorghum Hybrids, Marianna, AR, 2002 .....	13
Table 5. Performance of Irrigated Grain Sorghum Hybrids, Colt, AR, 2002 .....	15
Table 6. Performance of Irrigated Grain Sorghum Hybrids, Stuttgart, AR, 2002 .....	17
Table 7. Performance of Irrigated Grain Sorghum Hybrids, Rohwer, AR, 2002 .....	19
Table 8. Performance of Nonirrigated Grain Sorghum Hybrids, Rohwer, AR, 2002 .....	21
Table 9. Yields of Corn Hybrids in Arkansas Performance Tests, 2002 .....	23
Table 10. Performance of Irrigated Corn Hybrids, Keiser, AR, 2002 .....	25
Table 11. Performance of Irrigated Corn Hybrids, Marianna, AR, 2002 .....	27
Table 12. Performance of Irrigated Corn Hybrids, Prairie Co., AR, 2002 .....	29
Table 13. Performance of Irrigated Corn Hybrids, Rohwer, AR, 2002 .....	31
Table 14. Performance of Irrigated Corn Hybrids, Lafayette Co., AR, 2002 .....	33
Participants and Entries 2002 Grain Sorghum Tests .....	35
Participants and Entries 2002 Corn Tests .....	36
Grain Sorghum Location Map .....	(Inside Back Cover)
Corn Location Map .....	(Inside Back Cover)

# ARKANSAS CORN AND GRAIN SORGHUM PERFORMANCE TESTS<sup>2</sup> 2002

D.G. Dombek, D.K. Ahrent, R.D. Bond, and I.L. Eldridge

---

---

## INTRODUCTION

Corn and grain sorghum performance tests are conducted each year in Arkansas by the University of Arkansas Division of Agriculture. The tests provide information to companies marketing seed within the state and aid the Arkansas Cooperative Extension Service in formulating recommendations for producers.

The 2002 corn performance tests contained 59 entries and were conducted at the Northeast Research and Extension Center (NEREC) at Keiser, the Cotton Branch Station (CBS) near Marianna, the Bell Farming Company (BFC) near Des Arc, the Southeast Research and Extension Center - Rohwer Division (SEREC-RD) near Rohwer, and the John Williams Farm (JWF) in Lafayette County. The 2002 grain sorghum performance tests contained 34 entries and were conducted at the NEREC at Keiser, the CBS near Marianna, the Pine Tree Experiment Station (PTS) near Pine Tree, the SEREC-RD near Rohwer, and the Rice Research and Extension Center (RREC) near Stuttgart. Test location maps for grain sorghum and corn can be found inside the back cover.

## MATERIALS AND METHODS

Corn hybrids were divided into two broad maturity groups. Based on information provided by the originating companies, entries were placed into an early- to mid-season group or a mid- to full-season group.

Within each test, entries were arranged as a randomized complete block design with four replications. Plots were two or three rows wide and end-trimmed to a uniform length of 20-25 feet depending on location. Seeding rates for each corn and grain sorghum hybrid were based on the recommendations of the originating company.

All plots were harvested with a plot combine. Specific location and management-practice information accompany each table.

## GRAIN SORGHUM PERFORMANCE MEASUREMENTS

Yield: Yields were calculated from the weight of threshed grain from each plot and are expressed as pounds per acre (lbs./A) at 14% moisture.

Grain Moisture: Expressed as a percent moisture of grain at harvest.

Plant Height: Average height in inches from the soil surface to the top of the grain head.

Head Exertion: Average distance in inches from the flag leaf to base of panicle.

### Head Compactness Scale:

1 = Head short and oval. Rachis branches intermediate in length.

2 = Head long and slender. Rachis branches strong and short.

3 = Head elongated and oval. Rachis branches beginning to weaken and intermediate in length.

4 = Head elongated and rectangular in shape. Rachis branches intermediate in strength and length.

5 = Head open and elongated. Rachis branches weak.

Test Weight: Test weights, where reported, are expressed in pounds per bushel (lbs./bu) and were determined using subsamples from each plot.

Bird Damage: A visual estimate of total percent grain loss from each plot.

---

<sup>2</sup> Use of products and trade names in this report does not constitute a guarantee or warranty of the products named and does not signify that those products are approved to the exclusion of comparable products.

## CORN PERFORMANCE MEASUREMENTS

Yield: Yields were calculated from the weight of shelled corn harvested from each plot and are expressed as bushels per acre (bu/A) at 15.5% moisture.

Grain Moisture: Expressed as a percent moisture of shelled grain at harvest.

Root Lodging: Plants leaning more than 40 degrees from vertical at harvest were classed as root lodged.

Stalk Lodging: Plants broken below an ear were classed as stalk lodged.

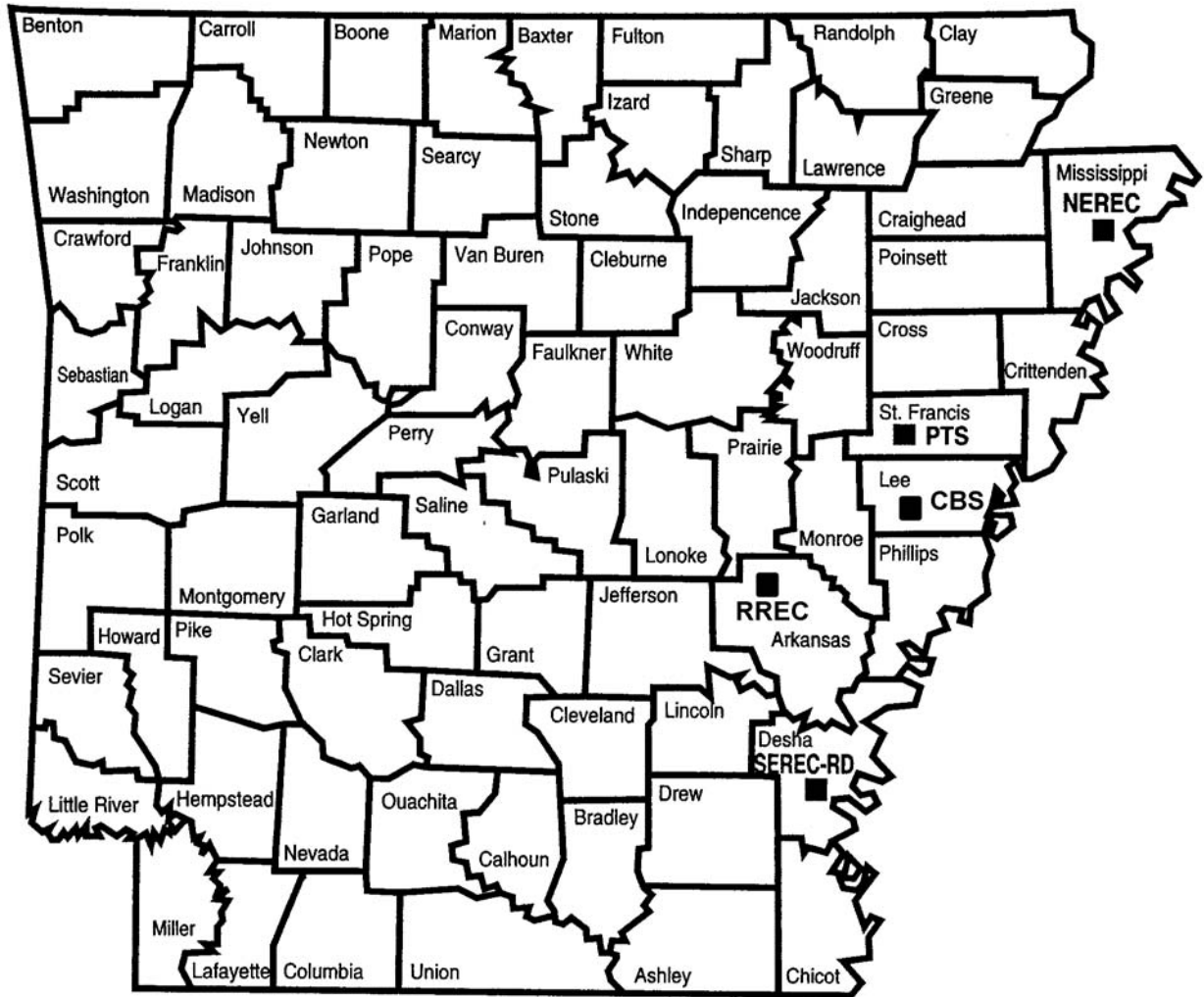
Plants/Acre: The plant population count, expressed in the number of plants per acre.

Ear Height: The average distance in inches from the soil surface to the point of attachment of the upper ear.

Test Weight: Test weights, expressed in pounds per bushel (lbs./bu), were determined using subsamples from each plot.

Tip Cover: Tip cover was rated as good (1), average (2), or poor (3). A rating of good was given when the husks reached well beyond the end of the ear and fitted tightly. A rating of average was given when the husks reached the tip of the ear or fitted loosely. A rating of poor was given when the ears were open to the weather.

# GRAIN SORGHUM TEST LOCATIONS



- |                 |  |
|-----------------|--|
| <b>NEREC</b>    | <b>Northeast Research and Extension Center, Keiser, Arkansas</b>                 |
| <b>PTS</b>      | <b>Pine Tree Station, Colt, Arkansas</b>   |
| <b>SEREC-RD</b> | <b>Southeast Research and Extension Center-Rohwer Division, Rohwer, Arkansas</b> |
| <b>CBS</b>      | <b>Cotton Branch Station, Marianna, Arkansas</b>                                 |
| <b>RREC</b>     | <b>Rice Research and Extension Center, Stuttgart, Arkansas</b>                   |

**Table 1. Yields of Grain Sorghum Hybrids in Arkansas Performance Tests, 2002<sup>1</sup>.**

Brand/Hybrid	Keiser Irr.	Keiser Non.	Mar. Irr.	Colt Irr.	Stuttgart Irr.	Rohwer Irr.	Rohwer Non.	Avg.
Asgrow A571	6130	5340	6619	6459	7541	7835	7621	6792
Croplan Genetics 414	4110	3588	6042	5839	5399	3899	3587	4638
Croplan Genetics 514	6756	4633	6918	7317	7274	8245	7861	7001
DEKALB DK53	6249	5461	5842	6619	6861	5958	5737	6104
DEKALB DKS51-90	6016	5276	6315	6398	6207	7309	7471	6427
DEKALB DKS54-00	5705	5748	4909	6712	5141	5855	6371	5777
Dyna Gro 732B	5432	4754	6257	5903	6844	5297	5550	5720
Dyna Gro 752B	6182	4314	7164	6412	6415	7361	6949	6400
Dyna Gro 751B	6759	4174	7026	6958	7349	8901	7652	6974
Dyna Gro 762B	6192	5155	6922	6458	7184	6417	6979	6472
Dyna Gro 780B	7051	3600	6674	7115	7525	8171	7636	6825
FFR 318	6418	5308	7103	5626	7085	7230	6700	6496
FFR 322	6806	4747	6489	6428	7147	8457	7685	6823
Garst 5382	5637	4690	5665	6524	6213	7910	6533	6167
Garst 5440	6115	5232	7364	6283	6477	7673	7407	6650
Garst 5515	5696	4709	5972	5564	6600	7295	6995	6119
Golden Acres 3694	6312	5595	6057	5742	6611	6809	6634	6251
Golden Acres 444E	6735	5334	6332	6014	7203	7518	7142	6611
Monsanto X111	5538	5423	6457	6652	7290	8415	6978	6679
Pioneer 84G62	6847	6468	6203	7440	6985	9054	7666	7238
Pioneer Brand 8282	6874	4537	6882	7010	7277	7555	8034	6881
Pioneer Brand 83G66	6793	5773	7316	7375	6714	7969	7304	7035
Southern States SS-650	6688	4308	6550	6832	6842	8253	7655	6733
Southern States SS-800	6052	5436	6520	6411	6680	7678	7036	6545
Terral TV1050	6833	3690	6402	6247	6316	7130	7543	6309
Terral TV93S72	5992	4951	6873	5328	6707	7663	7086	6371
Terral TV9421	6733	4945	7224	6536	6878	7731	6876	6703
Terral TV96H81	5914	4747	6900	6799	7376	7890	7666	6756
Terral TVX93S203	6689	5130	6740	6215	6989	7369	6621	6536
Terral TVX95S201	6221	4480	5450	6900	6407	7601	7334	6342
Terral TVX96H202	5897	4741	6512	6548	6384	7420	7360	6409
Terral TVX99317	6935	5130	5609	7819	7545	8691	7415	7021
Triumph TR461	6655	5289	5112	6487	7095	7434	7972	6578
Triumph TR82-G	6249	3900	7182	7165	7594	8881	8321	7042
Grand mean	6271	4900	6459	6533	6828	7496	7099	6512
LSD (5%)	824	1095	1172	681	1129	1075	1072	.
C.V. (%)	9.3	15.9	12.9	7.4	11.7	10.2	10.7	.

<sup>1</sup> Keiser Irr. = Northeast Research and Extension Center, Irrigated.  
Keiser Non. = Northeast Research and Extension Center, Nonirrigated.  
Mar. Irr. = Cotton Branch Station, Marianna, Irrigated.  
Colt Irr. = Pine Tree Experiment Station, Irrigated.  
Stuttgart Irr. = Rice Research and Extension Center, Irrigated.  
Rohwer Irr. = Southeast Research and Extension Center - Rohwer Division, Irrigated.  
Rohwer Non. = Southeast Research and Extension Center - Rohwer Division, Irrigated.

**Table 2. Performance of Irrigated Grain Sorghum Hybrids, Keiser, AR, 2002.**

Brand/Hybrid	Yield lb/A	2-Year Avg. lb/A	3-Year Avg. lb/A	Grain Moist %	Plant Height in.	Head Exert. in.	Head Comp. Ratg.	Bird Dam. %
Dyna-Gro 780B	7051	7441	7562	16.2	58	6	2	0.0
Terral TVX99317	6935	7421	7643	17.0	62	6	1	0.0
Pioneer Brand 8282	6874	7241	7180	17.2	59	6	3	0.0
Pioneer 84G62	6847	7615	.	16.8	56	4	2	0.0
Terral TV1050	6833	7293	7398	15.6	59	5	2	0.0
FFR 322	6806	7242	7242	16.5	56	3	1	0.0
Pioneer Brand 83G66	6793	7150	7119	16.7	59	6	2	5.0
Dyna-Gro 751B	6759	7140	7016	16.1	59	7	1	0.0
Croplan Genetics 514	6756	.	.	16.2	57	4	1	0.0
Golden Acres 444E	6735	7245	7071	16.6	56	7	4	0.0
Terral TV9421	6733	7219	7164	15.4	55	7	4	0.0
Terral TVX93S203	6689	.	.	16.2	57	7	1	0.0
Southern States SS-650	6688	7092	7153	16.1	56	7	1	0.0
Triumph TR461	6655	.	.	16.5	57	5	2	0.0
FFR 318	6418	.	.	16.4	58	6	2	0.0
Golden Acres 3694	6312	6866	.	16.3	58	5	2	0.0
Triumph TR82-G	6249	7186	7449	16.3	59	5	1	0.0
DEKALB DK53	6249	6846	7043	16.6	58	4	2	0.0
Terral TVX95S201	6221	.	.	16.5	57	9	5	0.0
Dyna-Gro 762B	6192	.	.	15.9	60	6	1	0.0
Dyna Gro 752B	6182	.	.	16.0	57	7	2	0.0
Asgrow A571	6130	6868	6947	16.0	57	6	2	0.0
Garst 5440	6115	.	.	16.6	59	6	3	0.0
Southern States SS-800	6052	6717	6676	15.6	56	6	2	0.0
DEKALB DKS51-90	6016	6774	6971	17.1	57	4	4	0.0
Terral TV93S72	5992	6798	.	16.3	56	7	2	0.0
Terral TV96H81	5914	6963	.	16.5	58	7	1	0.0
Terral TVX96H202	5897	.	.	17.1	53	8	4	0.0
DEKALB DKS54-00	5705	6472	.	17.0	58	5	2	0.0
Garst 5515	5696	6429	.	18.2	55	6	3	0.0
Garst 5382	5637	.	.	16.1	53	6	1	0.0
Monsanto X111	5538	.	.	17.3	53	5	2	0.0
Dyna Gro 732B	5432	.	.	16.9	54	9	2	0.0
Croplan Genetics 414	4110	.	.	17.3	50	7	3	30.0
Grand mean	6271	.	.	16.5	57	6	2	1.0
LSD (5%)	824	.	.	1.1	.	.	.	.
C.V. (%)	9.3	.	.	4.5	.	.	.	.

**Table 2. Performance of Irrigated Grain Sorghum Hybrids, Keiser, AR, 2002, Continued.**

---

Soil series..... Sharkey clay  
 Previous Crop..... Soybean  
 Row Width..... 38 inches  
 Preplant Herbicide..... None  
 Preplant Fertilizer..... 258 lbs./A 50-50-50, 3-08-02  
 Planting Date..... 4-11-02  
 Irrigation Dates..... 6-20-02, 6-27-02, 7-05-02, 7-12-02, 7-23-02, 8-06-02  
 Sidedress Fertilizer..... 100 lbs./A 32% liquid, 5-23-02  
 Postemergence Herbicide..... 3 qts./A Lariat + 1 qt./A Round-up, 4-12-02  
 Insecticide Application..... 1 qt./A Lorsban, 4-23-02, 1.2 oz./A Karate, 7-18-02  
 Harvest Date..... 8-21-02

---

Precipitation (inches)

	April	May	June	July	August	Total
2002	0.1	5.7	3.4	2.0	5.9	17.1
Average	4.9	5.2	4.0	3.7	2.8	20.6
Departure	-4.8	+0.5	-0.6	-1.7	+3.1	-3.5



**Table 3. Performance of Nonirrigated Grain Sorghum Hybrids, Keiser, AR, 2002.**

Brand/Hybrid	Yield lb/A	2-Year Avg. lb/A	3-Year Avg. lb/A	Plant Height in.	Head Exert. in.	Head Comp. Ratg.	Bird Dam. %	Plant Lodg. %
Pioneer 84G62	6468	7390	.	52	3	2	3.8	0.5
Pioneer Brand 83G66	5773	6351	6255	55	4	3	3.8	0.5
DEKALB DKS54-00	5748	6493	.	55	4	3	1.3	0.3
Golden Acres 3694	5595	6495	.	51	3	2	2.5	0.5
DEKALB DK53	5461	6045	6339	50	2	2	0.0	0.0
Southern States SS-800	5436	6370	6371	49	4	5	1.3	2.0
Monsanto X111	5423	.	.	51	3	2	0.0	0.0
Asgrow A571	5340	6149	6402	47	4	1	0.0	1.3
Golden Acres 444E	5334	6369	6547	52	8	5	1.3	4.0
FFR 318	5308	.	.	57	7	1	0.0	4.0
Triumph TR461	5289	.	.	52	2	4	0.0	0.5
DEKALB DKS51-90	5276	6265	6352	51	3	3	0.0	0.0
Garst 5440	5232	.	.	54	7	3	2.5	1.3
Dyna-Gro 762B	5155	.	.	57	5	1	0.0	7.3
Terral TVX93S203	5130	.	.	51	3	1	1.3	0.3
Terral TVX99317	5130	6148	6254	55	2	2	0.0	0.5
Terral TV93S72	4951	5943	.	52	7	3	1.3	0.3
Terral TV9421	4945	6198	6181	48	5	3	1.3	2.3
Dyna Gro 732B	4754	.	.	47	7	3	3.8	0.0
Terral TV96H81	4747	6100	.	52	2	2	2.5	5.0
FFR 322	4747	6164	6156	53	5	2	0.0	0.8
Terral TVX96H202	4741	.	.	50	5	4	0.0	0.3
Garst 5515	4709	5878	.	52	4	4	1.3	1.8
Garst 5382	4690	.	.	48	7	1	0.0	0.0
Croplan Genetics 514	4633	.	.	53	5	2	0.0	4.8
Pioneer Brand 8282	4537	5774	5673	56	4	3	3.8	7.3
Terral TVX95S201	4480	.	.	49	2	5	0.0	0.5
Dyna Gro 752B	4314	.	.	49	4	4	1.3	6.3
Southern States SS-650	4308	5643	5791	49	3	3	1.3	0.8
Dyna-Gro 751B	4174	5776	5880	52	3	3	2.5	7.3
Triumph TR82-G	3900	5705	6143	54	2	1	0.0	4.8
Terral TV1050	3690	5559	5864	53	6	1	1.3	7.0
Dyna-Gro 780B	3600	5328	5616	50	5	2	1.3	8.3
Croplan Genetics 414	3588	.	.	47	7	3	15.0	0.3
Grand mean	4900	.	.	52	4	3	1.6	2.4
LSD (5%)	1095	.	.	.	.	.	.	.
C.V. (%)	15.9	.	.	.	.	.	.	.

**Table 3. Performance of Nonirrigated Grain Sorghum Hybrids, Keiser, AR, 2002, Continued.**

Soil Series.....Sharkey clay  
 Previous Crop.....Soybean  
 Row Width.....38 inches  
 Preplant Herbicide.....None  
 Preplant Fertilizer.....258 lbs./A 50-50-50, 3-08-02  
 Planting Date.....4-11-02  
 Irrigation Dates.....None  
 Sidedress Fertilizer.....100 lbs./A 32% liquid, 5-23-02  
 Postemergence Herbicide.....3 qts./A Lariat + 1 qt./A Round-up, 4-12-02  
 Insecticide Application.....1 qt./A Lorsban, 4-23-02, 1.2 oz./A Karate, 7-18-02  
 Harvest Date.....8-21-02

Precipitation (inches)

	April	May	June	July	August	Total
2002	0.1	5.7	3.4	2.0	5.9	17.1
Average	4.9	5.2	4.0	3.7	2.8	20.6
Departure	-4.8	+0.5	-0.6	-1.7	+3.1	-3.5

**Table 4. Performance of Irrigated Grain Sorghum Hybrids, Marianna<sup>1</sup>, AR, 2002.**

Brand/Hybrid	Yield lb/A	Grain Moist %	Plant Height in.	Head Exert. in.
Garst 5440	7364	13.0	50	4
Pioneer Brand 83G66	7316	15.8	58	5
Terral TV9421	7224	12.3	51	5
Triumph TR82-G	7182	13.7	58	4
Dyna Gro 752B	7164	14.4	58	9
FFR 318	7103	12.8	57	4
Dyna-Gro 751B	7026	13.4	58	3
Dyna-Gro 762B	6922	12.4	57	5
Croplan Genetics 514	6918	12.6	55	3
Terral TV96H81	6900	14.5	57	4
Pioneer Brand 8282	6882	16.4	65	6
Terral TV93S72	6873	13.1	60	7
Terral TVX93S203	6740	16.3	53	4
Dyna-Gro 780B	6674	15.1	61	5
Asgrow A571	6619	12.8	54	6
Southern States SS-650	6550	14.4	55	4
Southern States SS-800	6520	12.7	54	4
Terral TVX96H202	6512	12.4	50	5
FFR 322	6489	14.8	55	4
Monsanto X111	6457	15.2	58	5
Terral TV1050	6402	13.8	63	5
Golden Acres 444E	6332	14.8	56	8
DEKALB DKS51-90	6315	13.2	56	4
Dyna Gro 732B	6257	14.1	51	9
Pioneer 84G62	6203	16.0	54	4
Golden Acres 3694	6057	14.1	55	4
Croplan Genetics 414	6042	13.1	48	5
Garst 5515	5972	13.9	54	5
DEKALB DK53	5842	15.3	56	4
Garst 5382	5665	14.7	46	4
Terral TVX99317	5609	14.9	66	4
Terral TVX95S201	5450	12.9	53	5
Triumph TR461	5112	14.6	55	5
DEKALB DKS54-00	4909	17.8	58	7
Grand mean	6459	14.2	56	5
LSD (5%)	1172	2.1	.	.
C.V. (%)	12.9	10.3	.	.

**Table 4. Performance of Irrigated Grain Sorghum Hybrids, Marianna<sup>1</sup>, AR, 2002, Continued.**

<sup>1</sup> This is a new location, therefore 2- and 3-year averages are not available.

Soil series..... Calloway silt loam  
 Previous Crop..... Grain sorghum  
 Row Width..... 38 inches  
 Preplant Herbicide..... 2 pts./A Round-up Max + 1.5 pts./A 24D, 3-28-02  
 Preplant Fertilizer..... 100 lbs./A 0-46-0, 4-16-02, 100 lbs 0-0-60, 4-16-02  
 Planting Date..... 4-29-02  
 Irrigation Dates..... 6-04-02, 6-26-02, 7-03-02, 7-10-02, 7-30-02, 8-06-02  
 Sidedress Fertilizer..... 250 lbs./A 46-0-0, 5-31-02  
 Postemergence Herbicide..... 1.5 pts./A Dual Max, 4-29-02  
 Insecticide Application..... 1.5 oz./A Karate, 7-09-02, 2 oz./A Karate, 7-27-02  
 Harvest Date..... 9-06-02

Precipitation (inches)

	April	May	June	July	August	Total
2002	0.9	4.5	2.3	5.3	3.1	16.1
Average	5.4	5.2	3.4	4.0	2.8	20.8
Departure	-4.3	-0.7	-1.1	+1.3	0.3	-4.7

**Table 5. Performance of Irrigated Grain Sorghum Hybrids, Colt, AR, 2002.**

Brand/Hybrid	Yield lb/A	2-Year Avg. lb/A	Grain Moist %	Days to M-Fl	Plant Height in.	Head Exert. In.	Test Wt. lbs.
Terral TVX99317	7819	7386	15.3	112	55	4	58.9
Pioneer 84G62	7440	7195	14.8	105	43	3	58.6
Pioneer Brand 83G66	7375	6877	15.6	105	48	5	55.9
Croplan Genetics 514	7317	.	14.5	104	47	4	55.7
Triumph TR82-G	7165	7078	15.0	111	55	4	58.9
Dyna-Gro 780B	7115	6865	14.9	108	48	4	59.6
Pioneer Brand 8282	7010	6635	15.0	108	53	5	56.3
Dyna-Gro 751B	6958	6732	14.8	105	48	5	56.1
Terral TVX95S201	6900	.	14.0	111	44	4	54.8
Southern States SS-650	6832	6681	14.7	106	50	3	56.5
Terral TV96H81	6799	7472	16.7	106	52	5	56.0
DEKALB DKS54-00	6712	6513	15.0	112	53	6	54.7
Monsanto X111	6652	.	14.8	108	51	7	57.3
DEKALB DK53	6619	6739	15.5	112	53	3	58.4
Terral TVX96H202	6548	.	14.4	110	47	8	55.2
Terral TV9421	6536	6416	14.9	103	45	6	55.4
Garst 5382	6524	.	15.3	111	47	6	56.6
Triumph TR461	6487	.	15.1	109	46	3	57.7
Asgrow A571	6459	6157	14.8	106	48	7	53.6
Dyna-Gro 762B	6458	.	14.4	104	48	7	51.7
FFR 322	6428	6521	15.0	106	45	3	56.2
Dyna Gro 752B	6412	.	14.1	104	47	5	51.2
Southern States SS-800	6411	6194	14.0	104	45	7	50.2
DEKALB DKS51-90	6398	6360	14.9	109	52	3	52.3
Garst 5440	6283	.	14.7	104	46	7	57.0
Terral TV1050	6247	6565	15.5	111	49	3	54.3
Terral TVX93S203	6215	.	15.6	104	51	6	57.7
Golden Acres 444E	6014	6193	14.6	104	48	6	54.1
Dyna Gro 732B	5903	.	15.4	98	43	8	56.6
Croplan Genetics 414	5839	.	14.8	98	34	4	54.8
Golden Acres 3694	5742	5513	15.6	106	49	5	55.7
FFR 318	5626	.	14.6	102	47	7	53.4
Garst 5515	5564	5664	14.4	101	44	5	53.4
Terral TV93S72	5328	6038	15.3	102	47	8	52.7
Grand mean	6533	.	14.9	106	48	5	55.5
LSD (5%)	681	.	1.3	3	.	.	2.0
C.V. (%)	7.4	.	6.2	2	.	.	2.5

**Table 5. Performance of Irrigated Grain Sorghum Hybrids, Colt, AR, 2002, Continued.**

Soil series..... Calloway silt loam  
 Previous Crop..... Soybean  
 Row Width..... 30 inches  
 Preplant Herbicide..... None  
 Preplant Fertilizer..... 400 lbs./A 0-26-02, 4-15-02, 250 lbs./A Urea, 5-02-02  
 Planting Date..... 5-07-02  
 Irrigation Dates..... 7-03-02, 8-07-02, 8-12-02  
 Sidedress Fertilizer..... 150 lbs./A Urea, 6-01-02  
 Postemergence Herbicide..... 1.6 qts./A Atrazine, 5-28-02  
 Insecticide Application..... None  
 Harvest Date..... 9-13-02

Precipitation (inches)

	April	May	June	July	August	Total
2002	1.3	5.3	1.9	5.4	4.1	18.0

**Table 6. Performance of Irrigated Grain Sorghum Hybrids, Stuttgart<sup>1</sup>, AR, 2002.**

Brand/Hybrid	Yield lb/A	Grain Moist %	Plant Height in.	Head Exert. in.
Triumph TR82-G	7594	15.1	59	4
Terral TVX99317	7545	15.4	65	4
Asgrow A571	7541	14.5	58	6
Dyna-Gro 780B	7525	14.9	61	3
Terral TV96H81	7376	14.6	60	6
Dyna-Gro 751B	7349	14.7	58	4
Monsanto X111	7290	15.6	58	5
Pioneer Brand 8282	7277	16.8	59	4
Croplan Genetics 514	7274	14.4	59	4
Golden Acres 444E	7203	15.3	58	9
Dyna-Gro 762B	7184	14.9	62	5
FFR 322	7147	15.1	56	4
Triumph TR461	7095	13.9	60	3
FFR 318	7085	14.4	58	3
Terral TVX93S203	6989	15.8	57	4
Pioneer 84G62	6985	15.3	55	3
Terral TV9421	6878	14.3	59	6
DEKALB DK53	6861	16.2	60	3
Dyna Gro 732B <sup>2</sup>	6844	14.7	54	6
Southern States SS-650	6842	14.5	58	3
Pioneer Brand 83G66	6714	17.5	59	4
Terral TV93S72	6707	14.6	55	5
Southern States SS-800	6680	14.6	54	4
Golden Acres 3694	6611	14.6	59	5
Garst 5515	6600	14.1	56	6
Garst 5440	6477	14.2	56	4
Dyna Gro 752B	6415	14.6	55	5
Terral TVX95S201	6407	13.7	58	6
Terral TVX96H202	6384	14.7	52	6
Terral TV1050	6316	14.2	61	3
Garst 5382	6213	16.1	52	4
DEKALB DKS51-90	6207	16.1	54	4
Croplan Genetics 414 <sup>3</sup>	5399	14.0	49	5
DEKALB DKS54-00	5141	16.3	60	6
Grand mean	6828	15.0	57	5
LSD (5%)	1129	0.9	.	.
C.V. (%)	11.7	4.5	.	.

**Table 6. Performance of Irrigated Grain Sorghum Hybrids, Stuttgart<sup>1</sup>, AR, 2002, Continued.**

<sup>1</sup> This is a new location, therefore 2- and 3-year averages are not available.

<sup>2</sup> Across 3 reps this hybrid had 30 % bird damage.

<sup>3</sup> Across 3 reps this hybrid had 18 % bird damage.

Soil series..... Crowley silt loam  
 Previous Crop..... Rice  
 Row Width..... 30 inches  
 Preplant Herbicide..... None  
 Preplant Fertilizer..... 500 lbs./A 19-19-19, 4-16-02  
 Planting Date..... 4-18-02  
 Irrigation Dates..... 6-20-02, 7-02-02, 7-08-02, 7-27-02, 8-02-02  
 Sidedress Fertilizer..... 150 lbs./A Urea, 5-04-02  
 Postemergence Herbicide..... 1.5 qts./A Bicep + 1 pt./A Agridex, 5-02-02  
 Insecticide Application..... None  
 Harvest Date..... 9-04-02

—  
Precipitation (inches)

	April	May	June	July	August	Total
2002	1.0	9.8	3.7	3.5	4.7	22.7
Average	5.6	4.7	3.6	3.4	2.8	20.1
Departure	-4.6	+5.1	+0.1	+0.1	+1.9	+2.6



**Table 7. Performance of Irrigated Grain Sorghum Hybrids, Rohwer, AR, 2002.**

Brand/Hybrid	Yield lb/A	2-Year <sup>1</sup>	3-Year <sup>1</sup>	Grain Moist %	Plant Height in.	Head Exert. in.	Bird Dam. %
		Avg. lb/A	Avg. lb/A				
Pioneer 84G62	9054	.	.	14.4	57	3	1.3
Dyna-Gro 751B	8901	7544	8101	14.7	62	5	2.5
Triumph TR82-G	8881	7663	8460	15.2	63	5	0.0
Terral TVX99317	8691	7194	.	14.7	65	4	0.0
FFR 322	8457	7637	8131	14.2	57	3	0.0
Monsanto X111	8415	.	.	14.6	57	4	0.0
Southern States SS-650	8253	7238	.	14.8	60	3	0.0
Croplan Genetics 514	8245	.	.	14.8	62	5	2.5
Dyna-Gro 780B	8171	7334	8241	15.0	62	2	0.0
Pioneer Brand 83G66	7969	6730	7445	14.5	60	5	0.0
Garst 5382	7910	.	.	14.8	51	5	0.0
Terral TV96H81	7890	.	.	14.6	62	6	0.0
Asgrow A571	7835	7075	.	14.4	58	6	0.0
Terral TV9421	7731	6669	7150	14.3	62	9	1.3
Southern States SS-800	7678	6994	7644	13.4	57	6	0.0
Garst 5440	7673	.	.	14.2	62	5	0.0
Terral TV93S72	7663	.	.	14.4	58	7	0.0
Terral TVX95S201	7601	.	.	13.7	59	7	1.3
Pioneer Brand 8282	7555	7060	7218	14.5	60	4	1.3
Golden Acres 444E	7518	6680	.	13.9	60	8	1.3
Triumph TR461	7434	7142	.	14.8	59	3	0.0
Terral TVX96H202	7420	.	.	13.8	56	7	0.0
Terral TVX93S203	7369	.	.	14.7	59	6	1.3
Dyna Gro 752B	7361	.	.	14.1	53	4	2.5
DEKALB DKS51-90	7309	6583	.	13.9	59	3	3.8
Garst 5515	7295	.	.	14.0	55	7	5.0
FFR 318	7230	.	.	14.6	60	4	7.5
Terral TV1050	7130	6449	6987	13.6	66	7	1.3
Golden Acres 3694	6809	.	.	14.1	61	6	5.0
Dyna-Gro 762B	6417	5926	6243	14.2	62	6	7.5
DEKALB DK53	5958	5662	6545	14.3	60	4	13.8
DEKALB DKS54-00	5855	.	.	14.0	60	6	0.0
Dyna Gro 732B	5297	.	.	14.6	57	10	3.8
Croplan Genetics 414	3899	.	.	14.1	52	11	15.0
Grand mean	7496	.	.	14.3	59	5	2.3
LSD (5%)	1075	.	.	0.8	.	.	.
C.V. (%)	10.2	.	.	3.9	.	.	.

**Table 7. Performance of Irrigated Grain Sorghum Hybrids, Rohwer, AR, 2002, Continued.**

<sup>1</sup>Two and three year averages were calculated from the years 1999, 2000, and 2002.

Soil series..... Sharkey desha silt loam  
 Previous Crop..... Soybean  
 Row Width..... 38 inches  
 Preplant Herbicide..... None  
 Preplant Fertilizer..... 280 lbs./A 0-60-90, 3-06-02  
 Planting Date..... 4-15-02  
 Irrigation Dates..... 6-03-02, 6-11-02, 6-18-02, 6-25-02, 7-08-02  
 Sidedress Fertilizer..... 110 lbs./A 46-0-0, 4-19-02, 217 lbs./A 46-0-0, 5-28-02  
 Postemergence Herbicide..... 1.5 pts./A Dual Mag II, 4-15-02, 2 qts./A Atrazine 4L, 4-29-02  
 Insecticide Application..... 1.3 oz./A Baythroid, 7-03-02, 1.3 oz./A Baythroid, 7-10-02, 1.3 oz./A Baythroid, 7-19-02  
 Harvest Date..... 8-20-02

Precipitation (inches)

	April	May	June	July	August	Total
2002	1.2	10.4	2.5	1.9	2.7	18.7
Average	5.0	4.7	3.5	3.9	2.7	19.8
Departure	-3.8	+5.7	-1.0	-2.0	0.0	-1.1

**Table 8. Performance of Nonirrigated Grain Sorghum Hybrids, Rohwer, AR, 2002.**

Brand/Hybrid	Yield lb/A	2-Year <sup>1</sup>		Grain Moist %	Plant Height in.	Head Exert. in.
		Avg. lb/A	3-Year <sup>1</sup> Avg. lb/A			
Triumph TR82-G	8321	7631	8621	14.3	51	4
Pioneer Brand 8282	8034	7240	7237	14.0	54	4
Triumph TR461	7972	7587	.	13.7	53	3
Croplan Genetics 514	7861	.	.	13.9	57	2
FFR 322	7685	7126	7627	14.2	51	1
Pioneer 84G62	7666	.	.	13.9	51	2
Terral TV96H81	7666	.	.	14.4	55	2
Southern States SS-650	7655	6787	.	14.4	52	1
Dyna-Gro 751B	7652	7125	7689	13.9	53	2
Dyna-Gro 780B	7636	6520	7760	14.4	55	3
Asgrow A571	7621	6735	.	14.3	51	2
Terral TV1050	7543	6743	6810	13.6	56	2
DEKALB DKS51-90	7471	6661	.	13.9	52	2
Terral TVX99317	7415	6820	.	13.9	56	2
Garst 5440	7407	.	.	13.6	51	5
Terral TVX96H202	7360	.	.	13.8	47	2
Terral TVX95S201	7334	.	.	13.6	48	4
Pioneer Brand 83G66	7304	7060	7352	14.3	54	4
Golden Acres 444E	7142	6631	.	14.1	51	5
Terral TV93S72	7086	.	.	13.7	52	5
Southern States SS-800	7036	6908	7615	13.8	47	4
Garst 5515	6995	.	.	13.6	53	5
Dyna-Gro 762B	6979	6656	6668	13.9	55	4
Monsanto X111	6978	.	.	14.3	52	4
Dyna Gro 752B	6949	.	.	13.6	48	2
Terral TV9421	6876	6709	7064	13.5	53	4
FFR 318	6700	.	.	13.8	52	4
Golden Acres 3694	6634	.	.	13.8	53	3
Terral TVX93S203	6621	.	.	13.9	50	3
Garst 5382	6533	.	.	13.8	48	4
DEKALB DKS54-00	6371	.	.	13.8	53	4
DEKALB DK53	5737	6180	6426	14.5	53	1
Dyna Gro 732B	5550	.	.	15.0	48	3
Croplan Genetics 414	3587	.	.	13.8	46	8
Grand mean	7099	.	.	14.0	52	3
LSD (5%)	1072	.	.	0.7	.	.
C.V. (%)	10.7	.	.	3.7	.	.

**Table 8. Performance of Nonirrigated Grain Sorghum Hybrids, Rohwer, AR, 2002, Continued.**

<sup>1</sup>Two and three year averages were calculated from the years 1999, 2000, and 2002.

Soil series..... Sharkey desha silt loam  
 Previous Crop..... Soybean  
 Row Width..... 38 inches  
 Preplant Herbicide..... None  
 Preplant Fertilizer..... 280 lbs./A 0-60-90, 3-06-02  
 Planting Date..... 4-15-02  
 Irrigation Dates..... None  
 Sidedress Fertilizer..... 110 lbs./A 46-0-0, 4-19-02, 217 lbs./A 46-0-0, 5-28-02  
 Postemergence Herbicide..... 1.5 pts./A Dual Mag II, 4-15-02, 2 qts./A Atrazine 4L, 4-29-02  
 Insecticide Application..... 1.3 oz./A Baythroid, 7-03-02, 1.3 oz./A Baythroid, 7-10-02, 1.3 oz./A Baythroid, 7-19-02  
 Harvest Date..... 8-21-02

Precipitation (inches)

	April	May	June	July	August	Total
2002	1.2	10.4	2.5	1.9	2.7	18.7
Average	5.0	4.7	3.5	3.9	2.7	19.8
Departure	-3.8	+5.7	-1.0	-2.0	0.0	-1.1



**Table 9. Yields of Corn Hybrids in Arkansas Performance Tests, 2002<sup>1</sup>.**

Brand/Hybrid	Keiser Irr.	Marianna Irr.	Bell Farm Irr.	Rohwer Irr.	Williams Irr.	Avg.
<u>Early- to Mid-Season Hybrids</u>						
Croplan Genetics 691Bt	159.2	200.8	216.9	200.6	216.6	198.8
DEKALB DKC61-25YG	188.1	223.2	229.6	190.5	226.5	211.6
DEKALB DKC64-10RR	177.1	183.3	220.6	206.1	224.1	202.2
DEKALB DKC64-11RRYG	174.8	177.6	216.4	187.7	225.4	196.4
Dyna Gro 5460RRBt	206.8	195.7	212.1	178.4	205.1	199.6
Dyna Gro 5467RR	182.9	206.1	225.0	196.9	221.3	206.4
Dyna Gro 5528Bt	160.7	212.9	243.1	198.9	210.2	205.2
Dyna Gro 5545	165.2	195.8	225.5	207.1	205.1	199.7
Dyna Gro 5555RR	153.0	211.5	200.5	192.7	198.1	191.2
FFR 736Bt	173.4	211.0	208.3	197.4	230.2	204.1
FFR 740	155.0	177.2	211.8	191.9	217.9	190.8
Garst 8222IT	169.0	170.8	206.0	153.3	203.4	180.5
Garst 8285RR	157.4	176.9	220.5	188.8	181.4	185.0
Golden Acres 2815	169.6	184.0	194.9	208.7	200.4	191.5
Golden Acres 2888IMI	167.9	197.7	229.2	187.5	187.0	193.9
Golden Acres 7770	143.9	204.6	206.7	198.4	202.8	191.3
NK Brand N65-M7	152.8	213.0	222.7	179.6	217.3	197.1
Pioneer 31G98	199.1	216.3	234.7	220.6	205.2	215.2
Pioneer Brand 32R25	176.9	200.9	228.1	200.8	208.0	202.9
Pioneer Brand 32W86	165.2	190.0	258.8	193.3	245.4	210.5
Pioneer Brand 33J57YG	190.7	195.3	218.9	185.9	226.1	203.4
Southern States SS740	155.9	181.8	185.3	208.9	192.9	185.0
Terral TV2130	173.9	192.6	244.5	209.1	223.6	208.7
Terral TV2140	166.3	186.1	204.1	204.0	204.6	193.0
Terral TV2140RR	177.0	183.7	191.1	182.2	206.4	188.1
Terral TV2140XN1RR	167.3	182.3	213.0	199.6	208.5	194.1
Terral TV2140XN2RR	163.9	179.4	212.8	186.1	199.1	188.3
Terral TV2155Bt	171.3	192.4	212.8	195.6	190.7	192.6
Terral TV2160Bt	147.9	191.2	212.9	175.5	213.3	188.2
Terral TV23R15N	185.1	183.5	173.8	198.8	202.3	188.7
Terral TV26BR10N	187.6	198.2	215.5	209.8	206.3	203.5
Terral TVX24R002	173.5	180.7	223.8	182.8	187.4	189.6
Triumph 1120BtRR	160.1	175.2	202.8	189.7	188.6	183.3
Grand mean	170.3	193.1	215.8	194.2	208.5	196.4
LSD (5%)	31.9	15.6	24.6	27.7	27.4	.
C.V. (%)	13.3	5.7	8.1	10.1	9.3	.

**Table 9. Yields of Corn Hybrids in Arkansas Performance Tests, 2002<sup>1</sup>, Continued.**

Brand/Hybrid	Keiser Irr.	Marianna Irr.	Bell Farm Irr.	Rohwer Irr.	Williams Irr.	Avg.
<u>Mid- to Full-Season Hybrids</u>						
Asgrow RX897RR	166.0	186.9	203.3	205.9	205.9	193.6
Croplan Genetics 1167RR	144.3	187.9	197.0	182.9	210.2	184.5
Croplan Genetics 733Bt	149.4	191.4	189.3	183.2	185.5	179.8
Croplan Genetics 747	168.8	188.6	191.9	163.6	191.7	180.9
Croplan Genetics 818Bt	201.1	195.4	213.2	185.4	222.1	203.4
Croplan Genetics DS822RR	173.6	198.5	162.9	180.9	248.8	192.9
DEKALB DK697	189.8	209.6	207.5	194.0	237.9	207.8
DEKALB DKC65-26YG	199.0	191.6	219.6	179.4	206.6	199.2
DEKALB DKC68-70YG	211.3	197.1	210.4	169.2	222.6	202.1
DEKALB DKC687RR	213.9	190.0	207.1	200.4	237.9	209.9
DEKALB DKC69-70YG	216.3	200.4	226.5	210.1	204.5	211.6
Dyna Gro 5516RR	167.1	190.6	197.8	185.9	214.6	191.2
Dyna Gro 5518RR	171.9	180.8	187.3	194.9	186.2	184.2
Dyna Gro 5515	156.8	177.7	216.1	186.2	200.5	187.5
Garst 8118RR	160.1	169.5	177.5	139.4	202.9	169.9
Garst 8230IT	162.5	201.1	200.9	210.5	215.1	198.0
Garst 8288	191.8	191.8	219.7	175.2	214.9	198.7
Golden Acres 8460	142.0	153.4	198.8	181.8	183.3	171.9
Golden Acres X6076RR	143.9	185.1	183.5	169.1	202.4	176.8
Monsanto Exp267	179.3	161.3	198.1	181.3	207.2	185.4
NK Brand N83-Z8	163.0	199.1	224.8	213.0	236.4	207.3
Pioneer 31B13YG	201.1	202.8	226.2	200.3	227.7	211.6
Pioneer 31R88	165.7	179.6	209.6	201.4	197.2	190.7
Pioneer 32P76YG	187.3	202.2	232.7	214.5	238.3	215.0
Southern States SS859CL	193.9	188.3	188.8	159.3	186.6	183.4
Triumph 1866Bt	134.9	181.5	178.9	164.9	196.0	171.2
Grand mean	175.2	188.5	202.7	185.9	210.9	192.6
LSD (5%)	33.9	13.6	21.3	28.6	20.3	.
C.V. (%)	13.8	5.1	7.5	11.0	6.9	.

<sup>1</sup> Keiser = Northeast Research and Extension Center.  
Marianna = Cotton Branch Station.  
Bell Farm = Bell Farming Company, Prairie County.  
Rohwer = Southeast Research and Extension Center - Rohwer Division.  
Williams = John Williams Farm, Lafayette County.

**Table 10. Performance of Irrigated Corn Hybrids, Keiser, AR, 2002.**

Brand/Hybrid	Yield bu/A	2-Year <sup>1</sup> Avg. bu/A	3-Year <sup>1</sup> Avg. bu/A	Grain Moist %	Root Lodg. %	Stalk Lodg. %	Plants/ Acre
<u>Early- to Mid-Season Hybrids</u>							
Dyna Gro 5460RRBt	206.8	.	.	20.0	0.0	7.5	31295
Pioneer 31G98	199.1	200.7	.	19.9	0.0	11.0	27856
Pioneer Brand 33J57YG	190.7	.	.	20.5	0.0	6.3	25449
DEKALB DKC61-25YG	188.1	.	.	18.7	0.0	14.0	29977
Terral TV26BR10N	187.6	.	.	21.1	0.0	4.3	26939
Terral TV23R15N	185.1	.	.	19.6	0.0	11.5	29805
Dyna Gro 5467RR	182.9	.	.	17.8	0.0	9.0	29060
DEKALB DKC64-10RR	177.1	.	.	20.0	0.0	7.0	29690
Terral TV2140 RR	177.0	182.5	.	20.0	0.0	23.7	26878
Pioneer Brand 32R25	176.9	.	.	21.5	0.0	6.7	25961
DEKALB DKC64-11RRYG	174.8	.	.	20.2	0.0	1.5	24876
Terral TV2130	173.9	187.0	175.6	21.7	0.0	13.3	26824
Terral TVX24R002	173.5	.	.	20.5	0.0	6.7	28560
FFR 736 Bt	173.4	171.8	.	19.0	0.0	9.7	26725
Terral TV2155 Bt	171.3	186.7	.	20.6	0.0	15.3	26538
Golden Acres 2815	169.6	.	.	20.8	0.0	6.1	25654
Garst 8222 IT	169.0	177.6	165.2	22.0	0.0	12.0	27856
Golden Acres 2888 IMI	167.9	177.9	161.2	19.6	0.0	20.5	27455
Terral TV2140XN1RR	167.3	.	.	18.3	0.0	31.8	26595
Terral TV2140	166.3	185.1	174.3	19.5	0.0	16.0	25334
Dyna Gro 5545	165.2	.	.	20.4	0.0	9.4	25503
Pioneer Brand 32W86	165.2	.	.	19.7	0.0	3.5	22812
Terral TV2140XN2RR	163.9	.	.	20.1	0.0	16.5	25277
Dyna Gro 5528Bt	160.7	.	.	22.1	0.5	6.0	24990
Triumph 1120BtRR	160.1	.	.	20.1	0.0	5.5	24474
Croplan Genetics 691Bt	159.2	.	.	20.8	0.5	2.5	27226
Garst 8285RR	157.4	.	.	20.5	0.0	13.0	25277
Southern States SS740	155.9	.	.	20.2	0.0	12.8	22984
FFR 740	155.0	.	.	19.7	0.0	10.4	24661
Dyna Gro 5555RR	153.0	.	.	21.5	0.0	1.5	22981
NK Brand N65-M7	152.8	.	.	19.1	0.0	13.0	25965
Terral TV2160 Bt	147.9	169.1	171.1	21.0	0.0	18.8	24933
Golden Acres 7770	143.9	156.2	.	19.5	0.0	20.3	24589
Grand mean	170.3	.	.	20.2	0.0	11.1	26394
LSD (5%)	31.9	.	.	1.7	.	.	4403
C.V. (%)	13.3	.	.	6.1	.	.	12



**Table 10. Performance of Irrigated Corn Hybrids, Keiser, AR, 2002, Continued.**

Brand/Hybrid	Yield bu/A	2-Year <sup>1</sup>	3-Year <sup>1</sup>	Grain Moist %	Root Lodg. %	Stalk Lodg. %	Plants/ Acre
		Avg. bu/A	Avg. bu/A				
<u>Mid- to Full-Season Hybrids</u>							
DEKALB DKC69-70YG	216.3	221.8	.	24.7	0.0	4.5	29175
DEKALB DKC687RR	213.9	.	.	21.2	0.0	3.8	29576
DEKALB DKC68-70YG	211.3	214.8	.	22.3	0.0	3.0	28143
Croplan Genetics 818Bt	201.1	.	.	22.1	0.0	2.0	28659
Pioneer 31B13YG	201.1	206.8	197.0	21.0	0.0	0.5	26997
DEKALB DKC65-26YG	199.0	.	.	20.3	0.0	1.0	27398
Southern States SS859 CL	193.9	.	.	21.8	0.0	7.0	24188
Garst 8288	191.8	186.1	.	21.3	0.8	5.8	29060
DEKALB DK697	189.8	204.8	193.6	23.6	0.0	16.5	28200
Pioneer 32P76YG	187.3	193.9	.	21.4	0.0	2.0	26767
Monsanto Exp267	179.3	.	.	22.0	0.0	4.0	28888
Croplan Genetics DS822RR	173.6	.	.	21.6	0.0	15.0	26939
Dyna Gro 5518RR	171.9	.	.	20.5	0.0	24.8	30722
Croplan Genetics 747	168.8	.	.	21.2	0.0	6.9	30084
Dyna Gro 5516RR	167.1	.	.	21.4	0.0	13.3	25850
Asgrow RX897RR	166.0	.	.	21.0	0.0	10.0	28315
Pioneer 31R88	165.7	190.2	.	22.2	0.0	1.8	22583
NK Brand N83-Z8	163.0	.	.	20.8	0.0	36.8	28315
Garst 8230IT	162.5	.	.	22.5	0.0	5.0	23156
Garst 8118RR	160.1	.	.	21.7	0.0	24.0	25105
Dyna-Gro 5515	156.8	172.2	.	21.3	0.0	11.3	23557
Croplan Genetics 733 Bt	149.4	155.9	.	20.6	0.0	3.3	25506
Croplan Genetics 1167RR	144.3	160.0	.	20.5	0.0	12.8	28430
Golden Acres X6076RR	143.9	.	.	20.9	0.0	47.5	26194
Golden Acres 8460	142.0	165.7	157.1	21.8	0.7	17.5	21563
Triumph 1866 Bt	134.9	160.0	162.1	22.5	0.0	26.5	25449
Grand mean	175.2	.	.	21.6	0.1	11.8	26878
LSD (5%)	33.9	.	.	1.9	.	.	4271
C.V. (%)	13.8	.	.	6.2	.	.	11

<sup>1</sup>Two and three year averages were calculated from the years 1999, 2001, and 2002.

Soil series..... Sharkey clay  
 Previous Crop..... Soybean  
 Row Width..... 38 inches  
 Preplant Fertilizer..... 258 lb./A 50-50-50, 3-08-02  
 Planting Date..... 4-11-02  
 Irrigation Dates..... 6-20-02, 6-27-02, 7-05-02, 7-12-02, 7-23-02, 8-06-02  
 Sidedress Fertilizer..... 150 lbs./A 32% Liquid N, 5-08-02, 100 lbs./A 32% Liquid N, 5-23-02  
 Postemergence Herbicide..... 3 qts./A Lariat + 1 qt./A Round-up, 4-12-02, 1 pt./A Buctril, 4-30-02  
 Insecticide Application..... 1 qt./A Lorsban, 4-23-02  
 Harvest Date..... Early- to mid-season hybrids: 8-30-02      Mid- to full-season: 8-30-02

	Precipitation (inches)					
	April	May	June	July	August	Total
2002	0.1	5.7	3.4	2.0	5.9	17.1
Average	4.9	5.2	4.0	3.7	2.8	20.6
Departure	-4.8	+0.5	-0.6	-1.7	+3.1	-3.5

**Table 11. Performance of Irrigated Corn Hybrids, Marianna, AR, 2002.**

Brand/Hybrid	Yield bu/A	2-Year Avg. bu/A	3-Year Avg. bu/A	Grain Moist %	Root Lodg. %	Stalk Lodg. %	Plants/ Acre	Ear Ht. in.
<u>Early- to Mid-Season Hybrids</u>								
DEKALB DKC61-25YG	223.2	.	.	18.2	0.0	0.3	27758	42
Pioneer 31G98	216.3	207.6	200.8	20.1	0.0	0.5	25793	44
NK Brand N65-M7	213.0	.	.	17.1	0.0	0.0	28331	33
Dyna Gro 5528Bt	212.9	.	.	18.3	0.0	0.0	27840	41
Dyna Gro 5555RR	211.5	.	.	17.7	0.0	0.5	28249	37
FFR 736 Bt	211.0	214.6	.	18.3	0.0	0.0	28659	37
Dyna Gro 5467RR	206.1	.	.	17.1	0.0	0.8	29232	32
Golden Acres 7770	204.6	194.9	.	17.8	0.0	0.5	27267	36
Pioneer Brand 32R25	200.9	.	.	18.2	0.0	0.0	23828	44
Croplan Genetics 691Bt	200.8	.	.	18.4	0.0	0.0	27513	35
Terral TV26BR10N	198.2	.	.	19.1	0.0	0.0	27676	39
Golden Acres 2888 IMI	197.7	185.5	178.9	19.6	0.0	1.0	26202	46
Dyna Gro 5545	195.8	.	.	17.1	0.0	0.8	26448	35
Dyna Gro 5460RRBt	195.7	.	.	18.7	0.0	0.0	27676	34
Pioneer Brand 33J57YG	195.3	.	.	18.1	0.0	0.0	23582	38
Terral TV2130	192.6	177.8	180.7	18.5	0.0	0.3	24237	43
Terral TV2155 Bt	192.4	194.9	.	19.8	0.0	0.0	24728	41
Terral TV2160 Bt	191.2	193.0	192.3	20.7	0.0	0.3	24892	43
Pioneer Brand 32W86	190.0	.	.	18.6	0.0	1.0	25465	32
Terral TV2140	186.1	196.4	183.1	18.6	0.0	0.8	24892	40
Golden Acres 2815	184.0	.	.	17.7	0.0	0.3	26448	32
Terral TV2140 RR	183.7	175.8	172.6	18.9	0.0	0.5	23336	41
Terral TV23R15N	183.5	.	.	18.5	0.0	0.3	28249	40
DEKALB DKC64-10RR	183.3	.	.	15.9	0.0	0.5	27512	34
Terral TV2140XN1RR	182.3	.	.	17.4	0.0	0.3	23009	45
Southern States SS740	181.8	.	.	18.9	0.0	0.8	26202	33
Terral TVX24R002	180.7	.	.	20.9	0.0	0.0	26694	44
Terral TV2140XN2RR	179.4	.	.	17.5	0.0	0.5	24155	44
DEKALB DKC64-11RRYG	177.6	.	.	17.9	0.0	0.0	27103	36
FFR 740	177.2	.	.	18.8	0.0	0.3	27021	32
Garst 8285RR	176.9	.	.	19.7	0.0	0.5	26857	42
Triumph 1120BtRR	175.2	.	.	17.7	0.0	0.0	25875	36
Garst 8222 IT	170.8	166.6	164.4	21.7	0.0	0.3	26366	36
Grand mean	193.1	.	.	18.5	0.0	0.3	26336	38
LSD (5%)	15.6	.	.	1.5	ns	.	1571	.
C.V. (%)	5.7	.	.	5.6	.	.	4	.

**Table 11. Performance of Irrigated Corn Hybrids, Marianna, AR, 2002, Continued.**

Brand/Hybrid	Yield bu/A	2-Year Avg. bu/A	3-Year Avg. bu/A	Grain Moist %	Root Lodg. %	Stalk Lodg. %	Plants/ Acre	Ear Ht. in.
<u>Mid- to Full-Season Hybrids</u>								
DEKALB DK697	209.6	213.2	202.7	21.2	0.0	0.8	28331	40
Pioneer 31B13YG	202.8	209.7	204.2	20.4	0.0	0.0	22436	41
Pioneer 32P76YG	202.2	216.1	.	20.4	0.0	0.5	24482	38
Garst 8230IT	201.1	.	.	20.7	0.0	0.3	25465	38
DEKALB DKC69-70YG	200.4	189.7	.	25.5	0.0	0.3	28004	38
NK Brand N83-Z8	199.1	.	.	21.7	0.0	0.3	27185	43
Croplan Genetics DS822RR	198.5	.	.	21.8	0.0	0.3	26448	37
DEKALB DKC68-70YG	197.1	182.2	.	21.0	0.0	0.8	26939	38
Croplan Genetics 818Bt	195.4	.	.	21.4	0.0	0.5	27349	32
Garst 8288	191.8	180.1	.	21.1	0.0	0.3	24155	35
DEKALB DKC65-26YG	191.6	.	.	18.8	0.0	0.3	27840	33
Croplan Genetics 733 Bt	191.4	183.4	.	17.2	0.0	0.0	26038	33
Dyna Gro 5516RR	190.6	.	.	19.9	0.0	0.3	27840	40
DEKALB DKC687RR	190.0	.	.	19.8	0.0	0.8	27922	35
Croplan Genetics 747	188.6	.	.	18.6	0.0	0.8	28495	37
Southern States SS859 CL	188.3	.	.	19.2	0.0	0.3	20716	36
Croplan Genetics 1167RR	187.9	168.6	.	19.9	0.0	0.0	27922	39
Asgrow RX897RR	186.9	.	.	18.9	0.0	0.5	27922	40
Golden Acres X6076RR	185.1	.	.	21.0	0.0	0.0	24401	39
Triumph 1866 Bt	181.5	185.7	180.9	21.9	0.0	0.0	25629	39
Dyna Gro 5518RR	180.8	.	.	19.6	0.0	2.0	26366	41
Pioneer 31R88	179.6	172.4	.	20.5	0.0	0.0	23828	35
Dyna-Gro 5515	177.7	183.8	.	17.8	0.0	0.8	23009	31
Garst 8118RR	169.5	.	.	21.5	0.0	1.0	23991	37
Monsanto Exp267	161.3	.	.	23.9	0.0	0.5	22927	38
Golden Acres 8460	153.4	157.9	162.3	21.4	0.0	1.0	22354	34
Grand mean	188.5	.	.	20.6	0.0	0.5	25692	37
LSD (5%)	13.6	.	.	1.8	ns	.	1789	.
C.V. (%)	5.1	.	.	6.2	.	.	5	.

Soil series..... Calloway silt loam  
 Previous Crop..... Cotton  
 Row Width..... 38 inches  
 Preplant Herbicide..... None  
 Preplant Fertilizer..... 180 lbs./A 0-46-60, 3-29-02  
 Planting Date..... 4-09-02  
 Irrigation Dates..... 6-03-02, 6-07-02, 6-11-02, 6-21-02, 6-28-02, 7-03-02, 7-09, 7-12-02, 7-30-02  
 Sidedress Fertilizer..... 200 lbs./A 46-0-0, 4-16-02, 43 gal./A 32% Liquid N, 5-15-02  
 Postemergence Herbicide..... 1 pt./A Dual Magnum + 1 qt./A Atrazine, 4-09-02, 1 qt./A Atrazine + 1 oz./A Permit, 4-22-02  
 Insecticide Application..... None  
 Harvest Date..... Early- to mid-season hybrids: 8-26-02  
 Mid- to full-season: 8-26-02

Precipitation (inches)

	April	May	June	July	August	Total
2002	0.9	4.5	2.3	5.3	3.1	16.1
Average	5.4	5.2	3.4	4.0	2.8	20.8
Departure	-4.3	-0.7	-1.1	+1.3	0.3	-4.7

**Table 12. Performance of Irrigated Corn Hybrids, Bell Farm, Prairie Co. , AR, 2002.**

Brand/Hybrid	Yield bu/A	2-Year <sup>1</sup> Avg. bu/A	3-Year <sup>1</sup> Avg. bu/A	Grain Moist %	Root Lodg. %	Stalk Lodg. %	Plants/ Acre	Ear Ht. in.
<u>Early- to Mid-Season Hybrids</u>								
Pioneer Brand 32W86	258.8	.	.	23.2	0.0	1.8	35937	51
Terral TV2130	244.5	232.7	220.8	22.4	0.0	1.8	36264	57
Dyna Gro 5528Bt	243.1	.	.	22.7	0.0	3.0	37571	52
Pioneer 31G98	234.7	224.5	.	26.4	0.3	1.8	30601	59
DEKALB DKC61-25YG	229.6	.	.	22.3	0.5	1.8	37680	58
Golden Acres 2888 IMI	229.2	217.2	210.4	25.7	1.0	2.8	36917	56
Pioneer Brand 32R25	228.1	.	.	25.4	0.3	2.5	32779	64
Dyna Gro 5545	225.5	.	.	22.4	0.3	1.5	37571	44
Dyna Gro 5467RR	225.0	.	.	23.9	0.3	1.5	39313	42
Terral TVX24R002	223.8	.	.	26.4	0.5	0.0	37135	56
NK Brand N65-M7	222.7	.	.	21.5	1.3	1.3	38333	40
DEKALB DKC64-10RR	220.6	.	.	21.8	0.3	1.3	37462	44
Garst 8285RR	220.5	.	.	25.0	0.5	0.3	37679	55
Pioneer Brand 33J57YG	218.9	.	.	21.4	0.3	0.5	31908	50
Croplan Genetics 691Bt	216.9	.	.	22.1	0.0	1.5	37462	48
DEKALB DKC64-11RRYG	216.4	.	.	20.7	0.0	0.3	36264	54
Terral TV26BR10N	215.5	.	.	23.5	0.8	2.0	37571	52
Terral TV2140XN1RR	213.0	.	.	24.4	1.8	3.3	34304	57
Terral TV2160 Bt	212.9	207.7	202.7	25.5	1.0	3.8	35502	58
Terral TV2140XN2RR	212.8	.	.	25.0	0.3	2.3	33650	54
Terral TV2155 Bt	212.8	.	.	25.3	0.3	4.3	34739	62
Dyna Gro 5460RRBt	212.1	.	.	25.4	0.0	1.5	36699	50
FFR 740	211.8	.	.	24.5	0.0	0.5	36808	45
FFR 736 Bt	208.3	.	.	24.5	0.3	5.0	36373	46
Golden Acres 7770	206.7	.	.	24.3	0.5	4.5	37897	47
Garst 8222 IT	206.0	208.4	193.9	25.8	0.0	0.3	37244	44
Terral TV2140	204.1	204.3	200.0	24.8	0.3	2.0	36046	59
Triumph 1120BtRR	202.8	.	.	23.0	0.0	1.8	35284	49
Dyna Gro 5555RR	200.5	.	.	23.7	0.0	0.8	37788	47
Golden Acres 2815	194.9	.	.	23.8	0.0	0.5	36373	48
Terral TV2140 RR	191.1	193.0	.	26.1	0.0	6.5	33215	56
Southern States SS740	185.3	.	.	25.1	0.0	3.5	34739	46
Terral TV23R15N	173.8	.	.	24.0	0.8	13.8	37353	52
Grand mean	215.8	.	.	24.0	0.4	2.4	36135	52
LSD (5%)	24.6	.	.	2.0	.	.	1994	.
C.V. (%)	8.1	.	.	5.9	.	.	4	.

**Table 12. Performance of Irrigated Corn Hybrids, Bell Farm, Prairie Co. , AR, 2002, Continued.**

Brand/Hybrid	Yield bu/A	2-Year <sup>1</sup> Avg. bu/A	3-Year <sup>1</sup> Avg. bu/A	Grain Moist %	Root Lodg. %	Stalk Lodg. %	Plants/ Acre	Ear Ht. in.
<u>Mid- to Full-Season Hybrids</u>								
Pioneer 32P76YG	232.7	229.5	.	24.4	0.8	1.5	32561	53
DEKALB DKC69-70YG	226.5	.	.	26.6	1.0	3.0	36808	51
Pioneer 31B13YG	226.2	215.6	213.7	22.2	0.3	1.5	32234	58
NK Brand N83-Z8	224.8	.	.	25.4	1.0	5.5	37135	55
Garst 8288	219.7	.	.	24.5	0.0	0.8	32343	49
DEKALB DKC65-26YG	219.6	.	.	23.3	2.0	2.3	38224	48
Dyna-Gro 5515	216.1	.	.	23.2	1.0	1.8	34521	52
Croplan Genetics 818Bt	213.2	.	.	23.6	0.5	0.8	37026	50
DEKALB DKC68-70YG	210.4	.	.	25.2	0.8	6.3	36373	52
Pioneer 31R88	209.6	.	.	26.1	0.8	1.3	32452	52
DEKALB DK697	207.5	.	.	26.6	0.0	1.3	37788	49
DEKALB DKC687RR	207.1	.	.	24.0	0.5	2.3	38006	52
Asgrow RX897RR	203.3	.	.	24.6	3.3	1.8	37679	55
Garst 8230IT	200.9	.	.	24.3	3.0	5.3	35937	47
Golden Acres 8460	198.8	199.4	197.9	26.1	0.5	4.0	30274	51
Monsanto Exp267	198.1	.	.	24.5	0.0	1.3	31254	54
Dyna Gro 5516RR	197.8	.	.	24.5	4.0	5.5	38660	56
Croplan Genetics 1167RR	197.0	201.9	.	24.8	1.5	5.0	36809	56
Croplan Genetics 747	191.9	.	.	24.4	0.0	0.8	36373	46
Croplan Genetics 733 Bt	189.3	.	.	22.8	0.0	0.8	36373	43
Southern States SS859 CL	188.8	199.7	.	26.4	0.3	1.8	26354	52
Dyna Gro 5518RR	187.3	.	.	24.8	5.0	6.0	35393	55
Golden Acres X6076RR	183.5	.	.	25.9	3.0	10.3	32779	56
Triumph 1866 Bt	178.9	198.8	197.0	26.2	3.3	8.3	35393	55
Garst 8118RR	177.5	.	.	26.6	2.3	15.3	34630	54
Croplan Genetics DS822RR	162.9	.	.	25.2	3.5	17.3	36808	51
Grand mean	202.7	.	.	24.9	1.5	4.3	35007	52
LSD (5%)	21.3	.	.	1.9	.	.	2223	.
C.V. (%)	7.5	.	.	5.4	.	.	5	.

<sup>1</sup>Two and three year averages were calculated from the years 1999, 2000, and 2002.

Soil series.....  
 Previous Crop.....  
 Row Width.....  
 Preplant Herbicide.....  
 Preplant Fertilizer.....  
 Planting Date.....  
 Irrigation Dates.....  
 Sidedress Fertilizer.....  
 Postemergence Herbicide.....  
 Harvest Date.....

Early- to mid-season hybrids:

Mid- to Full-season hybrids:

	Precipitation (inches)					Total
	April	May	June	July	August	
2002						
Average						
Departure						

**Table 13. Performance of Irrigated Corn Hybrids, Rohwer, AR, 2002.**

Brand/Hybrid	Yield bu/A	2-Year <sup>1</sup> Avg. bu/A	Grain Moist %	Root Lodg. %	Stalk Lodg. %	Plants/ Acre	Ear Ht. in.
<u>Early- to Mid-Season Hybrids</u>							
Pioneer 31G98	220.6	187.9	16.3	0.3	0.0	29318	43
Terral TV26BR10N	209.8	.	17.4	0.0	0.0	31123	35
Terral TV2130	209.1	177.9	16.4	0.5	0.0	31295	43
Southern States SS740	208.9	.	17.2	0.0	0.0	33531	35
Golden Acres 2815	208.7	.	17.7	0.0	0.0	31725	35
Dyna Gro 5545	207.1	.	16.7	1.0	0.0	31811	38
DEKALB DKC64-10RR	206.1	.	15.8	0.0	0.0	33616	35
Terral TV2140	204.0	176.5	16.5	2.8	0.0	29232	44
Pioneer Brand 32R25	200.8	.	17.4	0.0	0.0	28028	53
Croplan Genetics 691Bt	200.6	.	18.4	0.0	0.0	30951	34
Terral TV2140XN1RR	199.6	.	16.8	2.0	0.0	30006	45
Dyna Gro 5528Bt	198.9	.	17.0	0.3	1.5	30865	44
Terral TV23R15N	198.8	.	17.2	0.0	0.0	29490	40
Golden Acres 7770	198.4	.	16.8	1.0	0.0	33616	39
FFR 736 Bt	197.4	.	16.8	0.3	0.0	30263	39
Dyna Gro 5467RR	196.9	.	15.8	0.5	0.0	30779	33
Terral TV2155 Bt	195.6	.	17.1	1.8	0.0	30694	41
Pioneer Brand 32W86	193.3	.	17.7	1.8	0.0	27255	39
Dyna Gro 5555RR	192.7	.	17.3	0.8	0.0	31897	35
FFR 740	191.9	.	17.8	0.0	0.0	32499	37
DEKALB DKC61-25YG	190.5	.	15.9	0.8	0.0	31897	44
Triumph 1120BtRR	189.7	.	16.2	0.0	0.0	32671	35
Garst 8285RR	188.8	.	16.4	0.3	0.0	30607	43
DEKALB DKC64-11RRYG	187.7	.	15.6	0.0	0.0	31639	40
Golden Acres 2888 IMI	187.5	165.3	17.2	0.8	0.0	28974	42
Terral TV2140XN2RR	186.1	.	16.9	2.0	0.0	28114	45
Pioneer Brand 33J57YG	185.9	.	15.7	0.3	0.0	24503	39
Terral TVX24R002	182.8	.	17.9	0.5	0.0	29060	43
Terral TV2140 RR	182.2	170.3	16.6	1.3	0.3	28544	43
NK Brand N65-M7	179.6	.	16.5	0.0	0.0	30263	30
Dyna Gro 5460RRBt	178.4	.	16.7	0.0	0.0	30263	36
Terral TV2160 Bt	175.5	165.4	16.9	1.3	0.0	28028	43
Garst 8222 IT	153.3	139.0	17.4	0.0	0.0	28286	39
Grand mean	194.2	.	16.8	0.6	0.1	30329	40
LSD (5%)	27.7	.	1.2	.	.	3173	.
C.V. (%)	10.1	.	5.0	.	.	7	.

**Table 13. Performance of Irrigated Corn Hybrids, Rohwer, AR, 2002, Continued.**

Brand/Hybrid	Yield bu/A	2-Year <sup>1</sup> Avg. bu/A	3-Year <sup>1</sup> Avg. bu/A	Grain Moist %	Root Lodg. %	Stalk Lodg. %	Plants/ Acre	Ear Ht. in.
<u>Mid- to Full-Season Hybrids</u>								
Pioneer 32P76YG	214.5	163.9	.	17.4	0.0	0.0	25277	42
NK Brand N83-Z8	213.0	.	.	17.8	1.5	0.0	31295	46
Garst 8230IT	210.5	.	.	17.4	0.8	0.0	28716	42
DEKALB DKC69-70YG	210.1	.	.	19.4	0.0	0.0	33789	35
Asgrow RX897RR	205.9	.	.	16.6	0.0	0.0	30091	45
Pioneer 31R88	201.4	.	.	18.2	0.0	0.0	28716	43
DEKALB DKC687RR	200.4	.	.	17.0	0.3	0.0	33617	41
Pioneer 31B13YG	200.3	158.9	167.2	17.2	0.0	0.0	28974	46
Dyna Gro 5518RR	194.9	.	.	17.1	0.8	0.0	32413	40
DEKALB DK697	194.0	.	.	18.1	0.0	0.0	28028	36
Dyna-Gro 5515	186.2	.	.	16.8	0.0	0.0	29060	42
Dyna Gro 5516RR	185.9	.	.	16.5	0.0	0.0	29318	40
Croplan Genetics 818Bt	185.4	.	.	17.6	0.0	0.0	31725	36
Croplan Genetics 733 Bt	183.2	.	.	16.7	0.0	0.0	29748	36
Croplan Genetics 1167RR	182.9	168.0	.	16.9	0.0	0.0	30866	46
Golden Acres 8460	181.8	150.0	.	17.8	0.0	0.0	25621	45
Monsanto Exp267	181.3	.	.	17.1	0.0	0.0	28802	41
Croplan Genetics DS822RR	180.9	.	.	18.0	0.3	0.0	31725	41
DEKALB DKC65-26YG	179.4	.	.	16.8	0.0	0.0	30350	36
Garst 8288	175.2	.	.	17.3	0.0	0.0	29146	38
DEKALB DKC68-70YG	169.2	.	.	17.8	0.0	0.0	31725	41
Golden Acres X6076RR	169.1	.	.	18.8	1.3	0.0	27684	44
Triumph 1866 Bt	164.9	160.4	158.4	17.7	1.3	0.0	28200	44
Croplan Genetics 747	163.6	.	.	17.0	0.0	0.0	31725	40
Southern States SS859 CL	159.3	161.5	.	17.3	0.8	0.0	22956	37
Garst 8118RR	139.4	.	.	18.2	1.8	0.0	29239	43
Grand mean	185.9	.	.	17.5	0.3	0.0	29569	41
LSD (5%)	28.6	.	.	0.8	.	ns	4354	.
C.V. (%)	11.0	.	.	3.4	.	.	10	.

<sup>1</sup>Two and three year averages were calculated from the years 1999, 2000, and 2002.

Soil series..... Sharkey desha silt loam  
 Previous Crop..... Soybean  
 Row Width..... 38 inches  
 Preplant Herbicide..... None  
 Preplant Fertilizer..... 280 lbs./A 0-60-90, 3-06-02  
 Planting Date..... 4-05-02  
 Irrigation Dates..... 6-04-02, 6-11-02, 6-18-02, 6-25-02, 7-08-02, 7-22-02  
 Sidedress Fertilizer..... 160 lbs./a Urea, 4-19-02, 270 lbs./A Urea, 5-02-02  
 Postemergence Herbicide..... 2 pts./A Dual Magnum II, 4-05-02, 2 qts.A Atrazine 4L, 4-19-02  
 Harvest Date..... Early- to mid-season hybrids: 8-29-02 Mid- to full-season: 8-29-02

	Precipitation (inches)					
	April	May	June	July	August	Total
2002	1.2	10.4	2.5	1.9	2.7	18.7
Average	5.0	4.7	3.5	3.9	2.7	19.8
Departure	-3.8	+5.7	-1.0	-2.0	0.0	-1.1

**Table 14. Performance of Irrigated Corn Hybrids, Williams Farm, Lafayette Co., AR, 2002.**

Brand/Hybrid	Yield bu/A	2-Year Avg. bu/A	Grain Moist %	Root Lodg. %	Stalk Lodg. %	Ear Ht. in.	Test Weight lbs.
<u>Early- to Mid-Season Hybrids</u>							
Pioneer Brand 32W86	245.4	.	15.7	0.0	0.0	59	59.1
FFR 736 Bt	230.2	195.5	15.5	0.0	0.0	46	57.5
DEKALB DKC61-25YG	226.5	.	15.1	0.0	0.0	53	57.5
Pioneer Brand 33J57YG	226.1	.	13.8	0.0	0.0	47	56.4
DEKALB DKC64-11RRYG	225.4	.	14.0	0.0	0.0	44	57.3
DEKALB DKC64-10RR	224.1	.	13.0	0.0	0.0	45	56.3
Terral TV2130	223.6	179.7	15.3	0.0	0.0	54	56.2
Dyna Gro 5467RR	221.3	.	14.4	0.0	0.0	40	55.5
FFR 740	217.9	.	15.7	0.0	0.0	44	58.4
NK Brand N65-M7	217.3	.	14.2	0.0	0.0	40	55.6
Croplan Genetics 691Bt	216.6	.	15.9	0.0	0.0	46	56.0
Terral TV2160 Bt	213.3	187.5	17.6	0.0	0.0	56	58.9
Dyna Gro 5528Bt	210.2	.	15.6	0.0	0.0	54	55.3
Terral TV2140XN1RR	208.5	.	15.6	0.0	0.0	58	56.7
Pioneer Brand 32R25	208.0	.	15.4	0.0	0.0	64	58.1
Terral TV2140 RR	206.4	186.5	14.6	0.0	0.0	56	56.6
Terral TV26BR10N	206.3	.	16.3	0.0	0.0	52	57.2
Pioneer 31G98	205.2	189.3	15.4	0.0	0.0	57	57.9
Dyna Gro 5460RRBt	205.1	.	15.9	0.0	0.0	44	56.3
Dyna Gro 5545	205.1	.	15.5	0.0	0.0	40	56.3
Terral TV2140	204.6	171.4	15.3	0.0	0.0	60	56.6
Garst 8222 IT	203.4	172.1	18.5	0.0	0.0	42	58.2
Golden Acres 7770	202.8	178.1	16.4	0.0	0.0	46	57.7
Terral TV23R15N	202.3	.	15.6	0.0	0.0	48	57.5
Golden Acres 2815	200.4	.	15.9	0.0	0.0	42	56.2
Terral TV2140XN2RR	199.1	.	15.5	0.0	0.0	51	56.6
Dyna Gro 5555RR	198.1	.	17.1	0.0	0.0	40	55.5
Southern States SS740	192.9	.	16.1	0.0	0.0	41	58.1
Terral TV2155 Bt	190.7	162.4	17.7	0.0	0.0	43	58.9
Triumph 1120BtRR	188.6	.	14.2	0.0	0.0	44	57.0
Terral TVX24R002	187.4	.	18.4	0.0	0.0	51	59.1
Golden Acres 2888 IMI	187.0	168.8	18.5	0.0	0.0	55	58.8
Garst 8285RR	181.4	.	15.8	0.0	0.0	64	56.7
Grand mean	208.5	.	15.7	0.0	0.0	49	57.2
LSD (5%)	27.4	.	1.2	ns	ns	.	.
C.V. (%)	9.3	.	5.5	.	.	.	.



**Table 14. Performance of Irrigated Corn Hybrids, Williams Farm, Lafayette Co., AR, 2002, Continued.**

Brand/Hybrid	Yield bu/A	2-Year Avg. bu/A	Grain Moist %	Root Lodg. %	Stalk Lodg. %	Ear Ht. in.	Test Weight lbs.
<u>Mid- to Full-Season Hybrids</u>							
Croplan Genetics DS822RR	248.8	.	17.7	0.0	0.0	50	54.8
Pioneer 32P76YG	238.3	199.0	16.0	0.0	0.0	59	58.1
DEKALB DKC687RR	237.9	.	15.4	0.0	0.0	56	58.1
DEKALB DK697	237.9	179.9	18.1	0.0	0.0	54	58.2
NK Brand N83-Z8	236.4	.	17.9	0.0	0.0	51	59.6
Pioneer 31B13YG	227.7	187.4	15.8	0.0	0.0	60	58.6
DEKALB DKC68-70YG	222.6	176.3	16.2	0.0	0.0	50	57.5
Croplan Genetics 818Bt	222.1	.	17.2	0.0	0.0	45	56.5
Garst 8230IT	215.1	.	16.5	0.0	0.0	52	54.9
Garst 8288	214.9	176.2	17.5	0.0	0.0	52	56.9
Dyna Gro 5516RR	214.6	.	15.2	0.0	0.0	45	57.6
Croplan Genetics 1167RR	210.2	164.1	14.9	0.0	0.0	59	57.4
Monsanto Exp267	207.2	.	18.1	0.0	0.0	52	57.4
DEKALB DKC65-26YG	206.6	.	14.9	0.0	0.0	46	57.2
Asgrow RX897RR	205.9	.	15.4	0.0	0.0	53	57.5
DEKALB DKC69-70YG	204.5	172.0	19.6	0.0	0.0	52	56.5
Garst 8118RR	202.9	.	18.7	0.0	0.0	54	56.0
Golden Acres X6076RR	202.4	.	18.9	0.0	0.0	56	56.5
Dyna-Gro 5515	200.5	184.2	15.5	0.0	0.0	44	56.5
Pioneer 31R88	197.2	177.5	16.8	0.0	0.0	51	57.6
Triumph 1866 Bt	196.0	165.2	16.7	0.0	0.0	50	58.6
Croplan Genetics 747	191.7	.	14.9	0.0	0.0	48	57.3
Southern States SS859 CL	186.6	.	15.6	0.0	0.0	53	54.4
Dyna Gro 5518RR	186.2	.	14.8	0.0	0.0	54	55.8
Croplan Genetics 733 Bt	185.5	144.2	14.6	0.0	0.0	41	55.5
Golden Acres 8460	183.3	161.9	18.9	0.0	0.0	58	55.2
Grand mean	210.9	.	16.6	0.0	0.0	52	56.9
LSD (5%)	20.3	.	0.8	ns	ns	.	.
C.V. (%)	6.9	.	3.4	.	.	.	.

Soil series.....	Severn lilt loam		
Previous Crop.....	Soybean		
Row Width.....	40 inches		
Preplant Herbicide.....	None		
Preplant Fertilizer.....	370 lbs./A 0-69-135, Fall 2001		
Planting Date.....	3-22-02		
Irrigation Dates.....	Irrigated 3 times		
Sidedress Fertilizer.....	52 gal./A 32 % Liquid N		
Postemergence Herbicide.....	1.5 qts./A Atrazine (two applications)		
Insecticide Application.....	None		
Harvest Date.....	Early- to mid-season hybrids:	8-22-02	
		Mid- to full-season:	8-22-02



**Participants and Entries  
2002 Grain Sorghum Test**

<u>Company</u>	<u>Hybrid</u>
Croplan Genetics 1275 Red Fox Road Arden Hills, MN 55112	Croplan Genetics 414 Croplan Genetics 514
FFR Seed 969 Cloverleaf Drive Southaven, MS 38671	FFR 318 FFR 322
Garst Seed Company 761 Walnut Knoll Lane, Suite 200 Cordova, TN 38018	Garst 5515 Garst 5382 Garst 5440
Golden Acres Genetics P. O. Box 579 Buchanan Dam, TX 78609	Golden Acres 3694 Golden Acres 444E
Monsanto Company 982 U.S. Highway 77 Bishop, TX 78343	Asgrow A571 DEKALB DK53 DEKALB DKS51-90 DEKALB DKS54-00 Monsanto X111
Pioneer, A DuPont Company 6767 Old Madison Pike, Suite 110 Huntsville, AL 35806	Pioneer Brand 84G62 Pioneer Brand 8282 Pioneer Brand 83G66
Southern States Coop. P. O. Box 26234 Richmond, VA 23260	Southern States SS-650 Southern States SS-800
Terral Seed, Inc. P. O. Box 826 Lake Providence, LA 71254	Terral TV1050 Terral TV93S72 Terral TV9421 Terral TV96H81 Terral TVX93S203 Terral TVX95S201 Terral TVX96H202 Terral TVX99317
Triumph Seed Co., Inc. P. O. Box 1050 Ralls, TX 79357	Triumph TR 461 Triumph TR 82-G
UAP MidSouth 57 Germantown Court Suite 200 Cordova, TN 38018	Dyna Gro 732B Dyna Gro 751B Dyna Gro 752B Dyna Gro 762B Dyna Gro 780B

**Participants and Entries  
2002 Corn Tests**

Croplan Genetics/Land O'Lakes  
4990 North County Road 583  
Blytheville, AR 72315

Croplan Genetics 691Bt  
Croplan Genetics 733Bt  
Croplan Genetics 747  
Croplan Genetics 1167RR  
Croplan Genetics 818Bt  
Croplan Genetics DS822RR

FFR Seed  
969 Cloverleaf Drive  
Southaven, MS 38671

FFR 736Bt  
FFR 740

Garst Seed Company  
761 Walnut Knoll Lane  
Suite 200  
Cordova, TN 38018

Garst 8222IT  
Garst 8285RR  
Garst 8118RR  
Garst 8230IT  
Garst 8288

Golden Acres Genetics  
P. O. Box 579  
Buchanan Dam, TX 78609

Golden Acres 2815  
Golden Acres 2888IMI  
Golden Acres 7770  
Golden Acres 8460  
Golden Acres X6076RR

Monsanto  
3100 Sycamore Road  
DeKalb, IL 60115

DEKALB DKC61-25YG  
DEKALB DKC64-10RR  
DEKALB DKC64-11RRYG  
DEKALB DKC65-26YG DEKALB

DK687RR

DEKALB DKC68-70YG  
DEKALB DKC69-70YG  
DEKALB DK697  
Asgrow RX897RR  
Monsanto EXP267

Pioneer, A DuPont Company  
6767 Old Madison Pike  
Suite, 110  
Huntsville, AL 35806

Pioneer Brand 31G98  
Pioneer Brand 32R25  
Pioneer Brand 32W86  
Pioneer Brand 33J57YG  
Pioneer Brand 31B13YG  
Pioneer Brand 31R88  
Pioneer Brand 32P76YG

Southern States Coop.  
P. O. Box 26234  
Richmond, VA 23260

Southern States SS740  
Southern States SS859CL

Syngenta Seeds, Inc.  
P. O. Box 907  
Somerville, TN 38068

NK Brand N65-M7  
NK Brand N83-Z8

**Participants and Entries**  
**2002 Corn Tests, continued**

Terral Seed, Inc.  
P. O. Box 826  
Lake Providence, LA 71254

Terral TV2130  
Terral TV2140  
Terral TV2140RR  
Terral TV2140Xn1RR  
Terral TV2140Xn2RR  
Terral TV2155Bt  
Terral TV2160Bt  
Terral TV23R15n  
Terral TV26BR10n  
Terral TVX24R002

Triumph Seed Co., Inc.  
P. O. Box 1050  
Ralls, TX 79357

Triumph 1120BtRR  
Triumph 1866Bt

UAP MidSouth  
P. O. Box 89  
Rayville, LA 71269

Dyna Gro 5460RRBt  
Dyna Gro 5467RR  
Dyna Gro 5528Bt  
Dyna Gro 5545  
Dyna Gro 5555RR  
Dyna Gro 5515  
Dyna Gro 5516RR  
Dyna Gro 5518RR