

University of Arkansas, Fayetteville

ScholarWorks@UARK

---

Arkansas Agricultural Experiment Station  
Research Series

Arkansas Agricultural Experiment Station

---

10-2023

## Arkansas Wheat Performance Tests 2022-2023

J. F. Carlin

R. B. Mulloy

R. D. Bond

Follow this and additional works at: <https://scholarworks.uark.edu/aaesser>



Part of the [Agricultural Education Commons](#), [Agricultural Science Commons](#), [Agronomy and Crop Sciences Commons](#), [Food Processing Commons](#), [Horticulture Commons](#), [Plant Breeding and Genetics Commons](#), and the [Plant Pathology Commons](#)

---

### Citation

Carlin, J. F., Mulloy, R. B., & Bond, R. D. (2023). Arkansas Wheat Performance Tests 2022-2023. *Arkansas Agricultural Experiment Station Research Series*. Retrieved from <https://scholarworks.uark.edu/aaesser/220>

This Report is brought to you for free and open access by the Arkansas Agricultural Experiment Station at ScholarWorks@UARK. It has been accepted for inclusion in Arkansas Agricultural Experiment Station Research Series by an authorized administrator of ScholarWorks@UARK. For more information, please contact [scholar@uark.edu](mailto:scholar@uark.edu), [uarepos@uark.edu](mailto:uarepos@uark.edu).

# *Arkansas* **Wheat Performance Tests 2022-2023**

**J.F. Carlin, R.B. Mulloy,  
and R.D. Bond**



**ARKANSAS AGRICULTURAL EXPERIMENT STATION**

**October 2023**

**Research Series 697**

This publication is available on the internet at: <https://aaes.uada.edu/communications/publications/> and at <https://aaes.uada.edu/variety-testing/>

Technical editing and design by Gail Halleck.

Photo Credit: Wheat trials at the University of Arkansas System Division of Agriculture's Lon Mann Cotton Research Station, Marianna, Ark. Photo taken by Rich Bond.

Arkansas Agricultural Experiment Station (AAES), University of Arkansas System Division of Agriculture, Fayetteville. Deacue Fields, Vice President for Agriculture; Jean-François Meullenet, AAES Director and Senior Associate Vice-President for Agriculture–Research. WWW/InddCC2023.

The University of Arkansas System Division of Agriculture offers all its Extension and Research programs and services without regard to race, color, sex, gender identity, sexual orientation, national origin, religion, age, disability, marital or veteran status, genetic information, or any other legally protected status, and is an Affirmative Action/Equal Opportunity Employer.

ISSN: 2770-047X CODEN: AKAMA6

# **Arkansas Wheat Performance Tests**

**2022–2023**

J.F. Carlin  
R.B. Mulloy  
R.D. Bond

**Arkansas Agricultural Experiment Station  
University of Arkansas System  
Division of Agriculture  
Fayetteville, Arkansas 72704**



# Acknowledgments

This research was funded in part by participating companies, the University of Arkansas System Division of Agriculture's Arkansas Agricultural Experiment Station, and generous support from the Arkansas Wheat Promotion Board and the U.S. Wheat and Barley Scab Initiative.

The assistance of the following individuals in conducting these experiments is gratefully acknowledged.

## **Arkansas Agricultural Experiment Station, Fayetteville**

Nathan McKinney, Assistant Director

Nathan Slaton, Assistant Director

## **Cooperative Extension Service**

Jason Kelley, Professor and Extension Agronomist

Terry Spurlock, Associate Professor and Extension Plant Pathologist

Tommy Butts, Assistant Professor and Extension Weed Scientist

## **Lon Mann Cotton Research Station, Marianna**

Claude Kennedy, Station Director

Clayton Treat, Program Assistant

## **Northeast Research and Extension Center, Keiser**

Mike Duren, Center Director

Debbie Wyss, Program Technician

Sam Atchley, Farm Foreman

## **Pine Tree Research Station, Colt**

Shawn Clark, Station Director

Jody Hedge, Program Technician

## **Rohwer Research Station, Rohwer**

Linda Martin, Station Director

Matthew Young, Program Associate

## **Vegetable Research Station, Kibler**

Steve Eaton, Station Director

Lesley Smith, Program Associate

## Report Statement

This Arkansas Agricultural Experiment Station (AAES) publication summarizes variety trial research conducted by the Arkansas Crop Variety Improvement Program. Variety trial information presented here furthers the AAES mission of conducting research that benefits the citizens of Arkansas by expanding agricultural profitability and strengthening local and state economies. This information is not a recommendation or an endorsement of any product by the University of Arkansas System Division of Agriculture or AAES.

Recommendations interpreted from this information are made and presented by the Arkansas Cooperative Extension Service.



# Contents

	Page
<a href="#">Introduction</a> .....	5
<a href="#">Materials and Methods</a> .....	5
<a href="#">Wheat Performance Measurements</a> .....	5
<a href="#">Map of Testing Sites</a> .....	6
<a href="#">Table 1. Summary of Arkansas Wheat Variety Performance Tests, 2023</a> .....	7
<a href="#">Table 2. Yields of Wheat Varieties in the Arkansas Performance Tests, 2023</a> .....	7
<a href="#">Table 3. Performance of Wheat Varieties, Keiser, Ark., 2023</a> .....	10
<a href="#">Table 4. Performance of Wheat Varieties, Marianna, 2023</a> .....	13
<a href="#">Table 5. Performance of Wheat Varieties, Colt, 2023</a> .....	16
<a href="#">Table 6. Performance of Wheat Varieties, Rohwer, 2023</a> .....	19
<a href="#">Participants and Entries (companies)</a> .....	22
<a href="#">Participants and Entries (public institutions)</a> .....	24
<a href="#">Map of Testing Sites</a> .....	25

# Arkansas Wheat Performance Tests<sup>1</sup>

## 2022–2023

J.F. Carlin,<sup>2</sup> R.B. Mulloy,<sup>2</sup> and R.D. Bond<sup>2</sup>

---

### Introduction

Wheat variety performance tests are conducted each year in Arkansas by the University of Arkansas System Division of Agriculture's Arkansas Crop Variety Improvement Program. The tests provide information to companies developing cultivars and marketing seed within the state and aid the Arkansas Cooperative Extension Service in formulating variety recommendations for small-grain producers.

The tests were conducted at the Northeast Research and Extension Center at Keiser, the Vegetable Substation near Kibler, the Lon Mann Cotton Research Station near Marianna, the Pine Tree Research Station near Colt, and the Rohwer Research Station near Rohwer. Specific location and cultural practice information accompany each table.

### Materials and Methods

Each wheat test contained 66 entries. A randomized complete block experimental design with 4 replications was used for all yield tests. A seeding rate of 105 lb/ac was used to establish plots 20 feet in length and 49 inches in width (7 rows, 7 inches apart). All sites used conventional seedbed preparation. Plots were end-trimmed and harvested with a plot combine. Specific location and management practice information accompany each table. Statistical analysis for grain yield (bu./ac) was conducted using Duncan's Multiple Range Test (MRT) with GENOVIX® (AGRONOMIX Software). Multiple location analysis mean averages were calculated using Duncan's MRT with GENOVIX® (AGRONOMIX

Software). All mean separations were done using a protected least significant difference at the 5% level of significance.

### Wheat Performance Measurements

**Yield:** Yields were calculated from the weight of the threshed grain from each plot and are expressed as bushels per acre (bu./ac) at 13.5% moisture.

**Test weight:** Test weight, expressed in pounds per bushel (lb/bu.), was determined using the Harvest Master Pro 4100.

**Lodging:** Lodging is reported as an estimated percentage of plants prostrate at maturity: 1 = 10% lodged; 10 = 100% lodged. Lodging ratings are taken at or near harvest.

**Heading Date:** Heading dates are reported as the day of the year that an estimated 50% of the heads have fully emerged from the boot.

**Maturity Date:** Maturity dates are reported as the day of the year an estimated 90% of the culms are senesced or yellow.

**Plant Height:** Average height in inches from the soil surface to the top of the grain head.

**Disease Ratings:** Disease data are rated visually based on a 0–9 scale, where the higher number represents more severe disease, unless otherwise noted.

---

### Variety Testing Website

This report and other information about variety testing for corn, cotton, grain sorghum, rice, and soybean can be found at [aaes.uada.edu/variety-testing/](https://aaes.uada.edu/variety-testing/). Disease ratings that do not appear in this or other reports may also be found on this website.

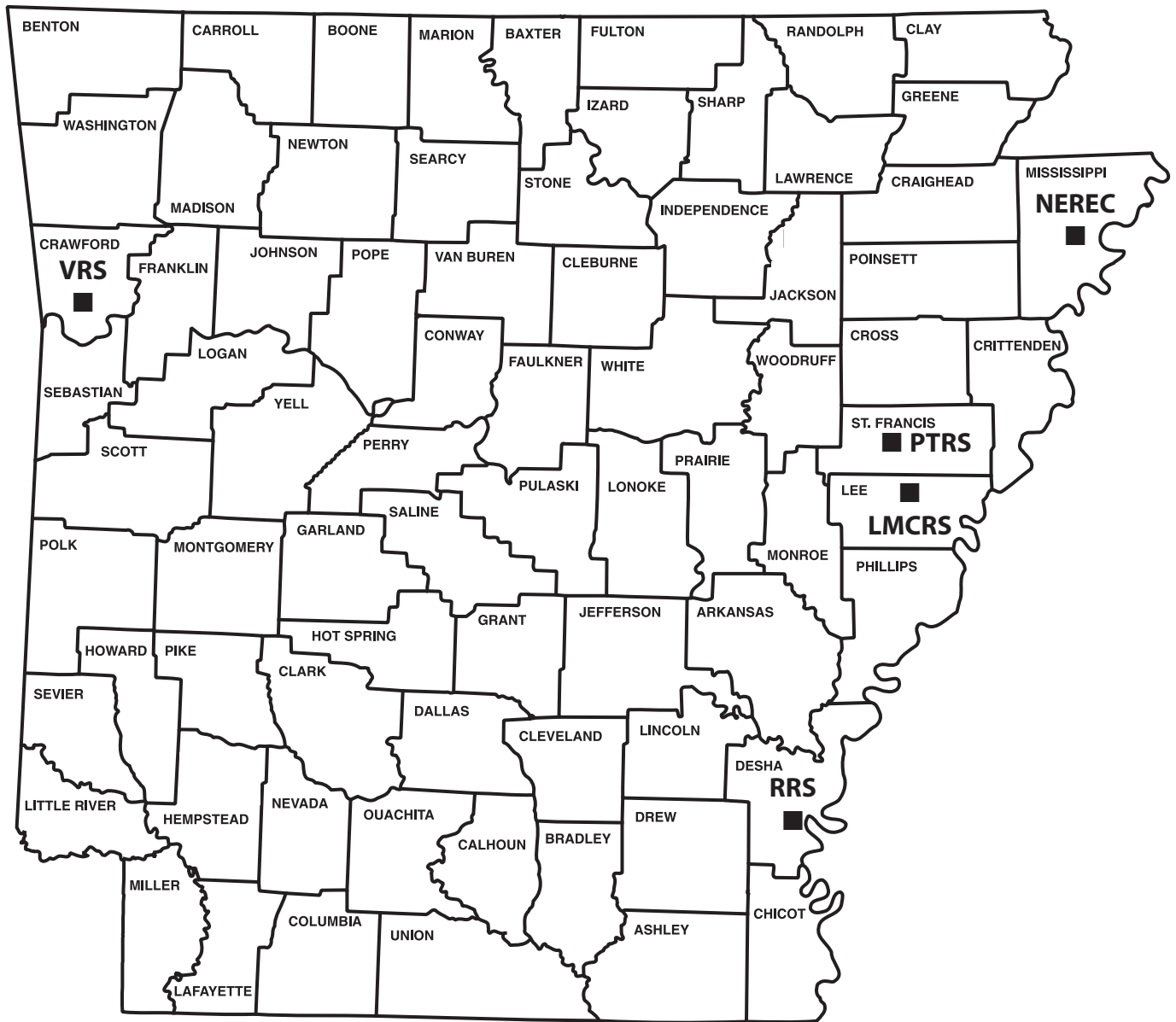
---

<sup>1</sup> Use of products and trade names in this report does not constitute a guarantee or warranty of the products named and does not signify that those products are approved to the exclusion of comparable products.

<sup>2</sup> Program Director, Program Associate, and Program Associate, respectively, University of Arkansas System Division of Agriculture, Arkansas Agricultural Experiment Station, Fayetteville, Ark.



# Wheat Test Locations



- LMCRS** - Lon Mann Cotton Research Station, Marianna
- NEREC** - Northeast Research and Extension Center, Keiser
- PTRS** - Pine Tree Research Station, Colt
- RRS** - Rohwer Research Station, Rohwer
- VRS** - Vegetable Research Station, Kibler

**Table 1. Summary of Arkansas Wheat Variety Performance Tests, 2023.**

Location	Soil Type	Planting Date	Harvest Date	Trial Mean (bu./ac)
NEREC, Keiser, Ark.	Sharkey Silty Clay/ Sharkey-Steele Complex	October 27	June 06	82.2
VRS, Kibler, Ark. <sup>a</sup>	Roxana Silt Loam	October 20	June 07	●
LMCRS, Marianna, Ark.	Calloway Silt Loam	November 03	June 13	74.6
PTRS, Colt, Ark.	Calhoun Silt Loam	November 04	June 08	92.1
RRS, Rohwer, Ark.	McGehee Silt Loam/ Rilla Silt Loam	November 02	June 20	77.8

<sup>a</sup> The results of the yield trial at the Kibler location were not reported due to field condition variability.

**Table 2. Yields of Wheat Varieties in Arkansas Performance Tests, 2023.<sup>a,b</sup>**

Variety Name	Keiser	Marianna <sup>c</sup>	Pine Tree	Rohwer <sup>d</sup>	Overall
	----- (bu./ac) -----				
16VDH-SRW03-023	86.9	70.9	95.4	75.3	82.1
AgriMAXX 473	84.4	80.1	91.9	82.8	84.8
AgriMAXX 492	81.9	70.9	83.7	72.0	77.1
AgriMAXX 503	88.6	72.3	97.7	74.2	83.2
AgriMAXX 505	88.7	72.7	97.4	81.1	85.0
AgriMAXX 514	93.5	78.0	96.5	81.6	87.4
AgriMAXX 516	87.4	67.6	89.8	82.9	81.9
AgriMAXX 535	83.7	76.3	89.3	81.2	82.6
AgriMAXX 525	87.3	82.9	101.5	83.4	88.8
AgriMAXX EXP 2301	82.5	76.4	87.3	87.8	83.5
AGS 2055	76.4	77.4	96.5	79.9	82.6
AR09485-10-1	79.8	77.3	89.3	80.4	81.7
AR11051-15-3	80.5	64.9	87.3	70.4	75.7
AR09137UC-17-2	70.6	77.3	76.0	66.7	72.6
ARDH12753-103-1536M	65.6	70.8	85.7	83.0	76.3
Delta Grow 1000	77.4	81.9	102.7	83.0	86.2
Delta Grow 1200	91.4	85.3	94.5	100.3	92.9
Delta Grow 1700	84.9	68.4	100.0	67.6	80.2
Delta Grow 1800	81.2	73.0	89.3	65.7	77.3
Delta Grow 1900	81.3	79.1	84.4	81.0	81.5
Delta Grow 3500	66.9	55.7	77.1	64.3	66.0
Delta Grow 7500	85.6	76.6	96.2	82.4	85.2
Dixie Brown	78.6	87.2	90.4	89.5	86.4
Dixie Cache	87.3	75.6	96.5	72.8	83.0
DXEX 22-1	81.3	79.8	95.7	82.6	84.8
DXEX 22-2	87.4	71.7	98.0	88.2	86.3
Dyna-Gro 9002	86.2	75.3	102.4	84.8	87.2
Dyna-Gro 9120	80.3	65.8	91.3	78.2	78.9
Dyna-Gro 9151	82.2	74.7	99.5	78.9	83.8
Dyna-Gro 9172	85.8	72.4	85.5	77.4	80.3

**Table 2. Yields of Wheat Varieties in Arkansas Performance Tests, 2023, Continued.<sup>a,b</sup>**

Variety Name	Keiser	Marianna <sup>c</sup>	Pine Tree	Rohwer <sup>d</sup>	Overall
	----- (bu./ac) -----				
Dyna-Gro 9290	80.8	65.7	82.1	70.8	74.9
Dyna-Gro 9393	86.1	73.3	90.4	77.9	81.9
Dyna-Gro 9481	88.2	80.4	96.0	68.7	83.3
Dyna-Gro 9701	88.8	75.2	96.0	82.3	85.6
Dyna-Gro 9811	80.8	71.1	89.6	76.6	79.5
Dyna-Gro WX23777	79.3	84.9	105.6	74.0	85.9
GA12145-20E35	69.9	60.4	69.4	55.1	63.7
GA131218-20E15	71.6	63.9	85.5	62.6	70.9
GA151313-20E48	92.8	79.7	91.6	68.2	83.1
GA161240-20LE6	72.7	62.5	79.8	68.8	70.9
Go Wheat 2032	60.2	72.5	84.0	68.5	71.3
Go Wheat 4059S	85.5	72.6	91.3	80.5	82.5
Go Wheat 6000	77.3	68.8	88.0	71.5	76.4
Go Wheat 6056	85.0	72.7	87.5	71.0	79.1
KWS369	87.9	81.6	101.5	82.2	88.3
KWS397	82.2	81.8	94.5	70.5	82.2
KWS453	88.2	87.3	101.5	86.4	90.8
KWS459	89.8	79.4	100.4	83.5	88.2
KWS472	80.7	71.4	91.3	80.0	80.9
KWS477	64.2	60.5	88.3	74.4	71.9
KWS490	89.7	80.1	89.6	93.4	88.2
KWS495	79.8	86.3	101.5	73.7	85.3
LA14159SB-BR1-1	56.7	51.6	65.0	61.8	58.8
LA14234CBW-31	78.1	68.7	75.3	79.0	75.3
P26R33	85.8	78.1	96.5	89.5	87.5
P26R41	88.9	77.1	89.6	87.3	85.7
P26R45	87.5	74.2	107.6	69.1	84.6
P26R59	81.9	78.6	96.5	77.2	83.5
PROGENY #BINGO	99.0	78.4	98.0	86.0	90.3
PROGENY #BUSTER	95.9	73.9	97.4	78.6	86.5
PROGENY #CHAD	74.6	73.9	86.0	70.3	76.2
PROGENY #TURBO	76.6	77.2	95.9	86.6	84.1
Revere 2169	80.7	80.1	90.1	79.4	82.6
USG 3234	83.5	73.5	97.4	72.9	81.8
USG 3352	91.1	83.3	97.4	80.4	88.0

**Table 2. Yields of Wheat Varieties in Arkansas Performance Tests, 2023, Continued.**<sup>a,b</sup>

Variety Name	Keiser	Marianna <sup>c</sup>	Pine Tree	Rohwer <sup>d</sup>	Overall
	(bu./ac)				
USG EXP 3354	79.3	69.6	92.1	83.5	81.1
USG 3363	91.8	84.9	101.5	82.9	90.3
USG 3463	79.4	68.7	95.0	79.3	80.6
USG 3783	85.5	72.2	88.3	70.2	79.0
USG EXP 3574	86.1	83.9	107.9	87.2	91.3
VA19W-29	83.5	78.0	86.0	77.0	81.1
Viking 822	75.4	73.4	91.1	82.3	80.5
GRAND MEAN	82.2	74.6	92.1	77.8	81.7
LSD (5%)	9.4	9.8	7.8	11.4	•
C.V.	9.8	11.2	7.3	12.6	•

<sup>a</sup> Keiser = Northeast Research and Extension Center, Keiser, Ark.; Marianna = Lon Mann Cotton Research Station, Marianna, Ark.; Pine Tree = Pine Tree Research Station, Colt, Ark.; Rohwer = Rohwer Research Station, Rohwer, Ark.

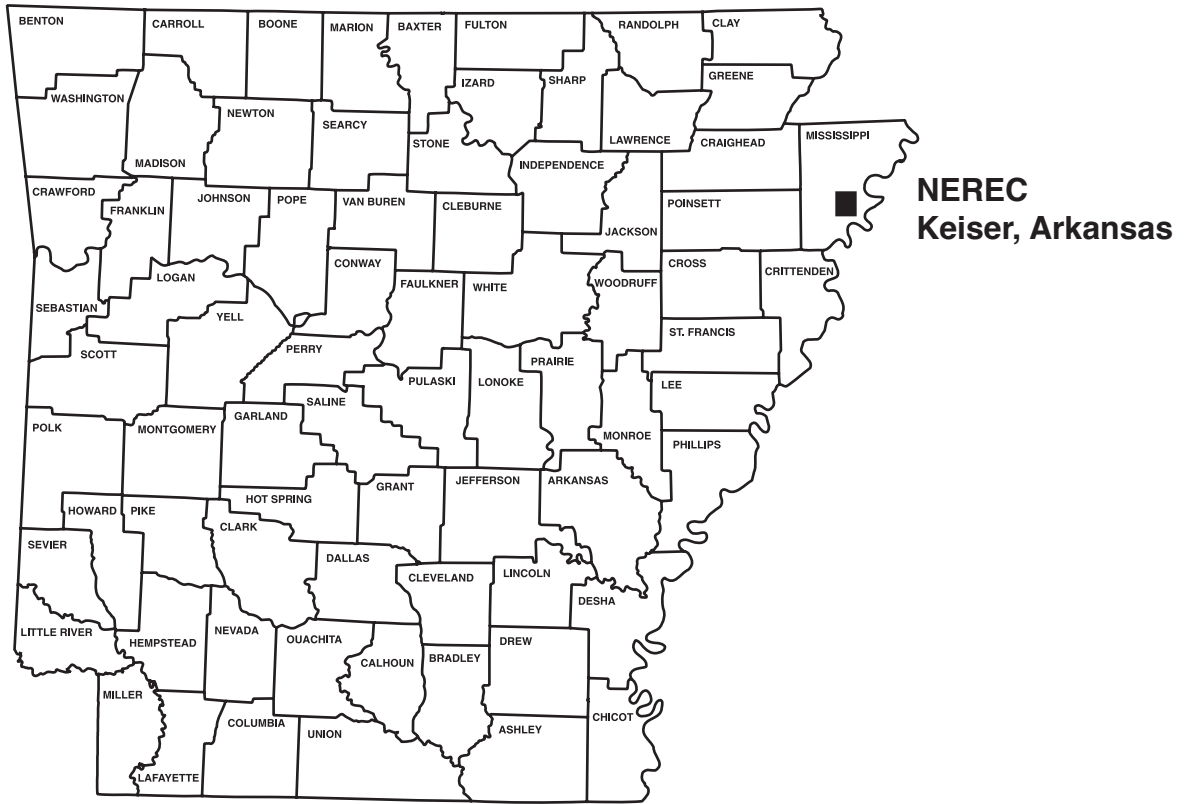
<sup>b</sup> The results of the yield trial at the Kibler location were not reported due to field condition variability.

<sup>c</sup> Marianna received heavy rainfall prior to emergence and some plots were impacted by drainage issues. Plots with poor stands were discarded.

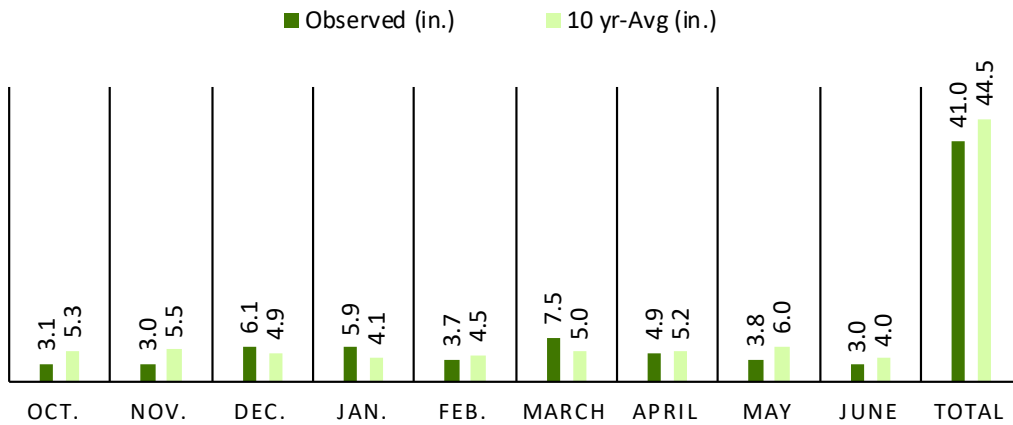
<sup>d</sup> Planter malfunctions obstructed rows 5 and 7 which required individual plot width adjustments on affected plots.

# Keiser: Northeast Research and Extension Center (NEREC)

## Test Input Summary



### 2022–2023 KEISER MONTHLY PRECIPITATION



<b>Soil Series</b>
Sharkey silty clay/ Sharkey-Steele Complex
<b>Previous Crop</b>
Fallow
<b>Planting Date</b>
October 27, 2022
<b>Harvest Date</b>
June 6, 2023

<b>Fertilizer Application(s)</b>	<b>Date</b>
150 lb/ac Urea + 50 lb/ac Ammonium Sulfate	February 20, 2023
170 lb/ac Urea	March 15, 2023
<b>Herbicide Application(s)</b>	<b>Date</b>
16.4 oz/ac Axial® + 0.75 oz/ac Harmony®	March 30, 2023



**Table 3. Performance of Wheat Varieties, Keiser, Ark., 2023.**

Variety Name	Yield	2-Year	3-Year	Heading Date	Plant Height	Septoria	Bacterial	Leaf Rust
		Avg. <sup>a</sup>	Avg. <sup>b</sup>			Tritici Blotch	Leaf Streak	
		----- (bu./ac) -----				(0–9) <sup>c</sup>	(0–9) <sup>c</sup>	(0–9) <sup>c</sup>
PROGENY #BINGO	99.0	80.1	•	4/20	35.5	3.0	1.8	0.0
PROGENY #BUSTER	95.9	86.1	•	4/20	35.8	3.0	1.5	0.5
AgriMAXX 514	93.5	78.9	74.1	4/20	34.8	3.0	0.5	0.5
GA151313-20E48	92.8	•	•	4/18	29.3	4.3	0.8	0.0
USG 3363	91.8	•	•	4/20	38.0	2.8	1.5	2.0
Delta Grow 1200	91.4	83.6	78.5	4/20	34.0	2.3	1.5	0.3
USG 3352	91.1	78.5	74.7	4/22	36.5	1.5	0.8	0.0
KWS459	89.8	•	•	4/19	30.8	4.8	2.0	0.0
KWS490	89.7	•	•	4/19	33.5	3.8	1.5	0.0
P26R41	88.9	•	•	4/19	33.3	4.3	2.0	0.0
Dyna-Gro 9701	88.8	76.5	73.6	4/19	38.3	3.3	2.5	0.0
AgriMAXX 505	88.7	•	•	4/21	36.3	3.5	3.0	0.0
AgriMAXX 503	88.6	76.7	74.4	4/21	38.5	3.5	3.3	0.0
Dyna-Gro 9481	88.2	•	•	4/17	33.5	3.5	1.5	0.0
KWS453	88.2	•	•	4/22	33.5	1.5	0.3	0.0
KWS369	87.9	•	•	4/22	36.0	2.0	0.5	0.0
P26R45	87.5	78.0	70.3	4/20	37.5	1.5	2.5	0.0
DXEX 22-2	87.4	•	•	4/19	34.8	2.5	2.3	1.5
AgriMAXX 516	87.4	•	•	4/19	34.3	3.0	2.5	1.3
Dixie Cache	87.3	•	•	4/22	34.0	3.0	2.3	0.3
AgriMAXX 525	87.3	•	•	4/22	33.5	1.5	0.3	0.8
16VDH-SRW03-023	86.9	•	•	4/17	35.5	2.0	2.3	0.0
Dyna-Gro 9002	86.2	75.3	71.9	4/17	34.5	2.8	1.0	0.0
USG EXP 3574	86.1	•	•	4/19	32.0	2.5	2.0	1.8
Dyna-Gro 9393	86.1	73.3	•	4/19	32.8	4.3	2.0	0.0
Dyna-Gro 9172	85.8	72.9	69.4	4/20	34.3	3.5	1.0	0.3
P26R33	85.8	•	•	4/19	34.8	3.3	2.8	0.0
Delta Grow 7500	85.6	•	•	4/18	38.3	2.8	2.8	0.0
USG 3783	85.5	70.9	•	4/19	33.0	3.0	2.0	1.0
Go Wheat 4059S	85.5	•	•	4/21	35.5	2.0	0.3	0.0
Go Wheat 6056	85.0	68.1	•	4/20	35.0	3.5	2.5	1.3
Delta Grow 1700	84.9	•	•	4/17	33.3	2.3	2.0	0.0
AgriMAXX 473	84.4	72.0	70.0	4/20	38.0	4.0	3.8	0.0
AgriMAXX 535	83.7	•	•	4/20	34.0	3.0	0.8	0.0
USG 3234	83.5	•	•	4/20	36.8	2.5	0.5	0.5
VA19W-29	83.5	•	•	4/16	34.3	3.5	3.0	2.3
AgriMAXX EXP 2301	82.5	•	•	4/19	31.8	3.3	1.0	0.0
Dyna-Gro 9151	82.2	74.3	73.2	4/21	34.3	2.8	3.5	0.0
KWS397	82.2	•	•	4/17	32.3	2.8	4.8	0.3
AgriMAXX 492	81.9	74.1	69.4	4/14	32.5	8.3	0.5	0.0

**Table 3. Performance of Wheat Varieties, Keiser, Ark., 2023, Continued.**

Variety Name	Yield	2-Year	3-Year	Heading Date	Plant Height	Septoria	Baterial	Leaf Rust
		Avg. <sup>a</sup>	Avg. <sup>b</sup>			Tritici Blotch	Leaf Streak	
	-----	(bu./ac)	-----		(in.)	(0-9) <sup>c</sup>	(0-9) <sup>c</sup>	(0-9) <sup>c</sup>
P26R59	81.9	71.8	72.7	4/17	30.8	3.0	3.5	1.0
Delta Grow 1900	81.3	•	•	4/17	31.5	5.8	2.3	0.0
DXEX 22-1	81.3	•	•	4/21	36.8	2.5	1.8	0.8
Delta Grow 1800	81.2	75.1	68.0	4/13	36.0	4.3	1.5	0.0
Dyna-Gro 9811	80.8	72.1	73.6	4/16	33.0	2.8	2.5	0.3
Dyna-Gro 9290	80.8	•	•	4/15	31.8	6.0	0.8	0.0
Revere 2169	80.7	67.9	•	4/20	34.3	4.3	3.0	0.0
KWS472	80.7	•	•	4/19	32.3	3.5	1.5	0.0
AR11051-15-3	80.5	73.1	66.3	4/19	37.8	2.5	3.8	0.0
Dyna-Gro 9120	80.3	73.4	73.3	4/19	32.0	3.5	0.5	0.8
KWS495	79.8	•	•	4/19	30.0	2.5	2.5	0.0
AR09485-10-1	79.8	71.7	68.9	4/16	36.3	2.8	3.8	0.0
USG 3463	79.4	•	•	4/19	31.0	4.3	3.0	0.0
USG EXP 3354	79.3	•	•	4/16	31.5	3.5	2.5	0.0
Dyna-Gro WX23777	79.3	•	•	4/16	33.3	3.5	1.0	1.5
Dixie Brown	78.6	70.9	70.0	4/20	37.8	3.3	1.8	0.0
LA14234CBW-31	78.1	•	•	4/19	33.0	4.3	3.0	0.0
Delta Grow 1000	77.4	67.7	•	4/19	37.5	3.8	4.3	0.0
Go Wheat 6000	77.3	71.7	69.2	4/17	32.5	5.3	2.3	0.0
PROGENY #TURBO	76.6	69.9	65.4	4/16	32.0	3.3	2.0	0.0
AGS 2055	76.4	68.3	70.7	4/19	33.8	3.5	2.5	0.0
Viking 822	75.4	•	•	4/19	36.3	2.3	1.3	0.3
PROGENY #CHAD	74.6	70.4	•	4/16	28.8	4.8	3.8	0.0
GA161240-20LE6	72.7	•	•	4/17	32.5	4.0	2.8	0.0
GA131218-20E15	71.6	•	•	4/14	29.3	6.5	2.3	0.0
AR09137UC-17-2	70.6	67.7	70.1	4/17	33.8	4.0	3.8	0.0
GA12145-20E35	69.9	•	•	4/14	32.0	8.8	0.0	0.0
Delta Grow 3500	66.9	67.0	64.1	4/14	30.8	5.8	1.8	0.0
ARDH12753-103-1536M	65.6	63.9	62.7	4/19	35.3	2.8	1.8	0.0
KWS477	64.2	•	•	4/16	32.3	8.0	0.5	0.0
Go Wheat 2032	60.2	54.6	55.6	4/14	30.3	7.0	1.5	0.0
LA14159SB-BR1-1	56.7	•	•	4/11	30.3	9.0	0.0	0.0
Grand Mean	82.2	•	•	4/18	33.9	3.7	2.0	0.3
LSD	9.4	•	•	1.8	2.0	•	•	•
C.V.	9.8	•	•	8.5	5.1	•	•	•

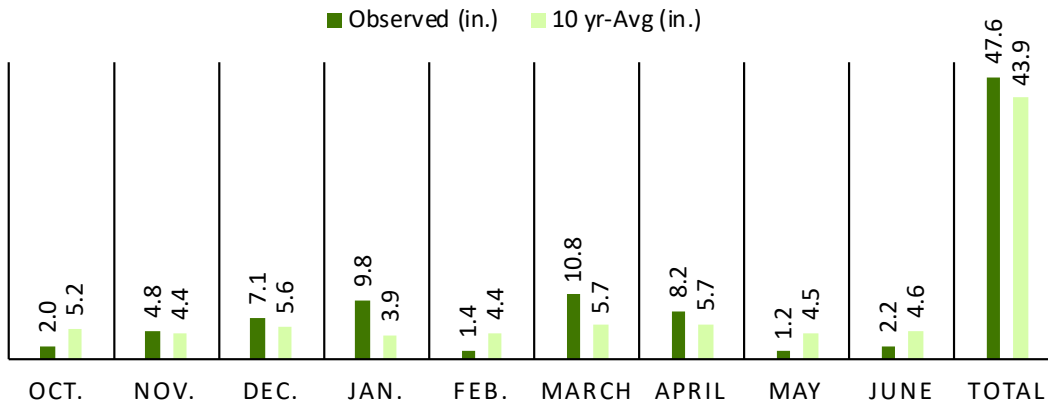
<sup>a</sup> Average yield for 2022 and 2023.<sup>b</sup> Average yield for 2021, 2022, and 2023.<sup>c</sup> 0 = no disease; 9 = severe disease.

## Marianna: Lon Mann Cotton Research Station (LMCRS)

### Test Input Summary



### 2022–2023 MARIANNA MONTHLY PRECIPITATION



<b>Soil Series</b>
Calloway silt loam
<b>Previous Crop</b>
Soybean
<b>Planting Date</b>
November 3, 2022
<b>Harvest Date</b>
June 13, 2023

<b>Fertilizer Application(s)</b>	<b>Date</b>
100 lb/ac Urea + 50 lb/ac Ammonium Sulfate	February 20, 2023
180 lb/ac Urea	March 7, 2023
<b>Herbicide Application(s)</b>	<b>Date</b>
0.5 oz/ac Quelex® + 0.9 oz/ac Harmony®	February 28, 2023

**Table 4. Performance of Wheat Varieties, Marianna, Ark., 2023.<sup>a</sup>**

Variety Name	Yield	2-Year	3-Year	Test Weight	Heading Date	Plant Height	Septoria Tritici Blotch
		Avg. <sup>b</sup>	Avg. <sup>c</sup>				
		------(bu./ac)-----		(lb/bu.)			
					(in.)	(0–9) <sup>d</sup>	
KWS453	87.3	•	•	56.8	4/20	33.0	1.5
Dixie Brown	87.2	84.9	86.1	56.2	4/20	38.0	3.8
KWS495	86.3	•	•	56.1	4/17	31.3	6.0
Delta Grow 1200	85.3	81.7	82.9	54.9	4/20	34.8	5.0
Dyna-Gro WX23777	84.9	•	•	57.7	4/18	37.5	4.3
USG 3363	84.9	•	•	56.0	4/18	36.5	4.0
USG EXP 3574	83.9	•	•	54.0	4/20	33.3	5.0
USG 3352	83.3	77.6	79.5	55.9	4/20	38.8	1.5
AgriMAXX 525	82.9	•	•	56.4	4/21	34.3	2.3
Delta Grow 1000	81.9	83.7	•	55.6	4/18	38.8	4.3
KWS397	81.8	•	•	54.8	4/17	33.5	5.3
KWS369	81.6	•	•	55.3	4/21	35.0	3.3
Dyna-Gro 9481	80.4	•	•	54.9	4/15	33.8	4.0
KWS490	80.1	•	•	55.4	4/19	33.5	4.0
Revere 2169	80.1	72.2	•	54.4	4/18	36.5	5.3
AgriMAXX 473	80.1	82.7	82.9	55.5	4/19	37.8	4.3
DXEX 22-1	79.8	•	•	56.9	4/18	37.5	3.0
GA151313-20E48	79.7	•	•	55.6	4/17	31.3	5.8
KWS459	79.4	•	•	54.3	4/17	32.8	7.8
Delta Grow 1900	79.1	•	•	54.4	4/16	32.8	7.8
P26R59	78.6	74.0	78.8	53.5	4/17	31.5	5.8
PROGENY #BINGO	78.4	86.2	•	54.7	4/19	35.0	3.5
P26R33	78.1	•	•	56.0	4/19	35.5	6.8
AgriMAXX 514	78.0	85.5	82.0	54.2	4/18	34.5	4.3
VA19W-29	78.0	•	•	55.9	4/13	35.8	6.0
AGS 2055	77.4	79.5	76.0	55.5	4/16	36.1	6.3
AR09485-10-1	77.3	75.8	73.2	55.9	4/17	38.5	6.0
AR09137UC-17-2	77.3	73.4	76.3	55.0	4/13	36.0	7.0
PROGENY #TURBO	77.2	77.9	78.4	55.4	4/14	35.3	4.5
P26R41	77.1	•	•	55.3	4/13	32.8	6.5
Delta Grow 7500	76.6	•	•	55.0	4/19	37.3	3.8
AgriMAXX EXP 2301	76.4	•	•	56.3	4/17	32.5	5.8
AgriMAXX 535	76.3	•	•	57.6	4/20	33.0	4.3
Dixie Cache	75.6	•	•	54.1	4/20	34.3	5.0
Dyna-Gro 9002	75.3	74.2	74.8	54.8	4/17	35.8	5.0
Dyna-Gro 9701	75.2	77.7	76.0	55.0	4/20	38.0	3.5
Dyna-Gro 9151	74.7	73.6	76.0	56.5	4/19	35.5	3.0
P26R45	74.2	75.3	74.9	55.1	4/19	37.0	4.3
PROGENY #BUSTER	73.9	81.0	•	56.4	4/19	34.2	5.0
PROGENY #CHAD	73.9	79.2	•	53.7	4/14	26.8	7.0

**Table 4. Performance of Wheat Varieties, Marianna, Ark., 2023, Continued.<sup>a</sup>**

Variety Name	Yield	2-Year	3-Year	Test Weight	Heading Date	Plant Height	Septoria Triticum Blotch
		Avg. <sup>b</sup>	Avg. <sup>c</sup>				
		------(bu./ac)-----	-----	(lb/bu.)		(in.)	(0–9) <sup>d</sup>
USG 3234	73.5	•	•	57.6	4/23	38.3	2.5
Viking 822	73.4	•	•	54.9	4/19	36.8	4.5
Dyna-Gro 9393	73.3	77.3	•	54.5	4/20	32.5	6.3
Delta Grow 1800	73.0	75.3	75.1	56.0	4/13	40.3	7.0
AgriMAXX 505	72.7	•	•	57.9	4/21	35.5	3.8
Go Wheat 6056	72.7	73.5	•	54.5	4/20	34.8	5.3
Go Wheat 4059S	72.6	•	•	56.1	4/21	33.8	3.5
Go Wheat 2032	72.5	65.2	63.9	56.1	4/11	31.5	6.8
Dyna-Gro 9172	72.4	75.4	73.4	54.6	4/20	34.5	4.5
AgriMAXX 503	72.3	74.6	80.1	55.5	4/19	36.0	5.0
USG 3783	72.2	81.7	•	55.1	4/19	32.5	6.0
DXEX 22-2	71.7	•	•	54.3	4/15	34.0	5.8
KWS472	71.4	•	•	55.6	4/20	32.5	4.5
Dyna-Gro 9811	71.1	71.1	70.7	54.1	4/15	35.0	5.8
AgriMAXX 492	70.9	69.9	75.3	56.9	4/14	31.5	6.8
16VDH-SRW03-023	70.9	•	•	54.8	4/17	35.8	5.3
ARDH12753-103-1536M	70.8	73.0	72.8	56.9	4/17	37.0	4.8
USG EXP 3354	69.6	•	•	54.0	4/17	32.5	5.3
Go Wheat 6000	68.8	72.6	75.0	56.5	4/17	32.0	6.5
USG 3463	68.7	•	•	54.6	4/17	31.3	6.5
LA14234CBW-31	68.7	•	•	56.2	4/17	34.8	7.0
Delta Grow 1700	68.4	•	•	54.5	4/18	32.5	5.8
AgriMAXX 516	67.6	•	•	53.4	4/18	33.8	4.3
Dyna-Gro 9120	65.8	76.7	76.8	57.2	4/17	33.8	5.3
Dyna-Gro 9290	65.7	•	•	54.9	4/14	32.8	7.8
AR11051-15-3	64.9	71.2	70.5	56.9	4/19	37.3	4.8
GA131218-20E15	63.9	•	•	55.0	4/13	28.5	6.0
GA161240-20LE6	62.5	•	•	55.3	4/16	33.3	5.8
KWS477	60.5	•	•	55.5	4/14	31.0	7.3
GA12145-20E35	60.4	•	•	54.4	4/12	29.8	8.3
Delta Grow 3500	55.7	67.3	67.9	56.4	4/08	29.8	9.0
LA14159SB-BR1-1	51.6	•	•	56.8	4/13	32.3	7.0
Grand Mean	74.6	•	•	55.5	4/17	34.3	5.2
LSD	9.8	•	•	1.5	2.6	2.0	•
C.V.	11.2	•	•	2.3	13.0	5.0	•

<sup>a</sup> Marianna received heavy rainfall prior to emergence and some plots were impacted by drainage issues.

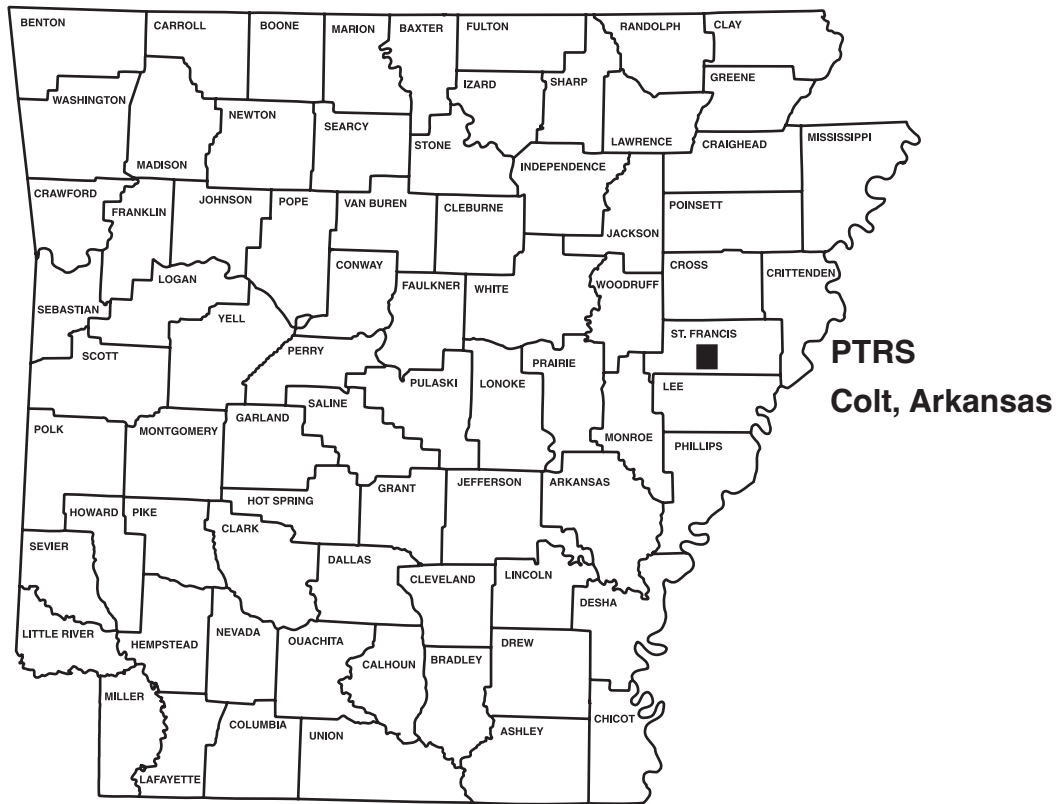
Plots with poor stands were discarded.

<sup>b</sup> Average yield for 2022 and 2023.<sup>c</sup> Average yield for 2021, 2022, and 2023.<sup>d</sup> 0 = no disease; 9 = severe disease.

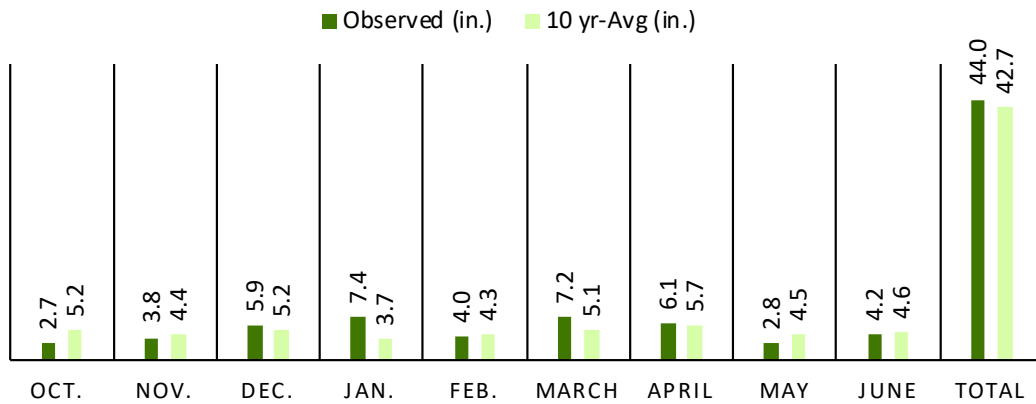


# Colt: Pine Tree Research Station (PTRS)

## Test Input Summary



### 2022–2023 COLT MONTHLY PRECIPITATION



<b>Soil Series</b>
Calhoun silt loam
<b>pH</b>
7.5
<b>Previous Crop</b>
Fallow
<b>Planting Date</b>
November 4, 2022
<b>Harvest Date</b>
June 8, 2023

<b>Fertilizer Application(s)</b>	<b>Date</b>
70 lb/ac P <sub>2</sub> O <sub>5</sub> + 100 lb/ac K <sub>2</sub> O	November 3, 2022
60 lb/ac N + 80 lb/ac Ammonium Sulfate	February 21, 2023
60 lb/ac N	March 21, 2023
<b>Herbicide Application(s)</b>	<b>Date</b>
2.5 pt/ac Prowl®	November 10, 2022
0.75 oz/ac Harmony® Extra	March 22, 2023

**Table 5. Performance of Wheat Varieties, Colt, Ark., 2023.**

Variety Name	Yield	2-Year	3-year	Heading Date	Plant Height	Septoria Triticum Blotch
		Avg. <sup>a</sup>	Avg. <sup>b</sup>			
		------(bu./ac)-----				(0–9) <sup>c</sup>
USG EXP 3574	107.9	•	•	4/21	34.0	2.0
P26R45	107.6	97.3	•	4/21	38.0	2.5
Dyna-Gro WX23777	105.6	•	•	4/18	39.5	2.3
Delta Grow 1000	102.7	94.9	•	4/20	39.0	2.8
Dyna-Gro 9002	102.4	98.0	89.1	4/18	36.0	3.0
AgriMAXX 525	101.5	•	•	4/21	36.5	2.3
KWS369	101.5	•	•	4/22	37.0	1.8
KWS453	101.5	•	•	4/22	34.5	1.8
KWS495	101.5	•	•	4/18	30.5	3.5
USG 3363	101.5	•	•	4/21	37.5	1.8
KWS459	100.4	•	•	4/20	33.0	3.3
Delta Grow 1700	100.0	•	•	4/18	35.0	3.5
Dyna-Gro 9151	99.5	94.5	84.6	4/21	36.0	2.0
DXEX 22-2	98.0	•	•	4/21	35.0	3.0
PROGENY #BINGO	98.0	94.3	•	4/21	35.0	3.5
AgriMAXX 503	97.7	90.7	•	4/21	37.5	3.5
AgriMAXX 505	97.4	•	•	4/21	36.0	2.3
PROGENY #BUSTER	97.4	91.8	•	4/19	36.5	4.0
USG 3234	97.4	•	•	4/22	40.5	1.8
USG 3352	97.4	95.3	88.6	4/22	40.0	1.5
AgriMAXX 514	96.5	97.8	91.0	4/20	34.5	6.3
Dixie Cache	96.5	•	•	4/22	36.0	4.5
P26R33	96.5	•	•	4/19	36.0	4.5
P26R59	96.5	95.4	84.1	4/19	32.0	3.0
AGS 2055	96.5	92.7	81.8	4/17	36.5	6.0
Delta Grow 7500	96.2	•	•	4/20	38.5	2.0
Dyna-Gro 9701	96.0	93.8	84.8	4/21	40.0	1.8
Dyna-Gro 9481	96.0	•	•	4/18	35.0	4.5
PROGENY #TURBO	95.9	94.7	80.8	4/16	36.0	3.0
DXEX 22-1	95.7	•	•	4/20	37.5	3.3
16VDH-SRW03-023	95.4	•	•	4/17	35.0	2.3
USG 3463	95.0	•	•	4/18	32.5	5.3
Delta Grow 1200	94.5	98.2	88.8	4/21	34.0	3.0
KWS397	94.5	•	•	4/18	33.5	5.0
USG EXP 3354	92.1	•	•	4/15	35.0	4.8
AgriMAXX 473	91.9	88.9	82.2	4/21	39.5	2.3
GA151313-20E48	91.6	•	•	4/19	32.0	5.8
KWS472	91.3	•	•	4/21	34.0	3.0
Dyna-Gro 9120	91.3	93.5	84.7	4/19	35.5	5.3
Go Wheat 4059S	91.3	•	•	4/22	35.0	1.5

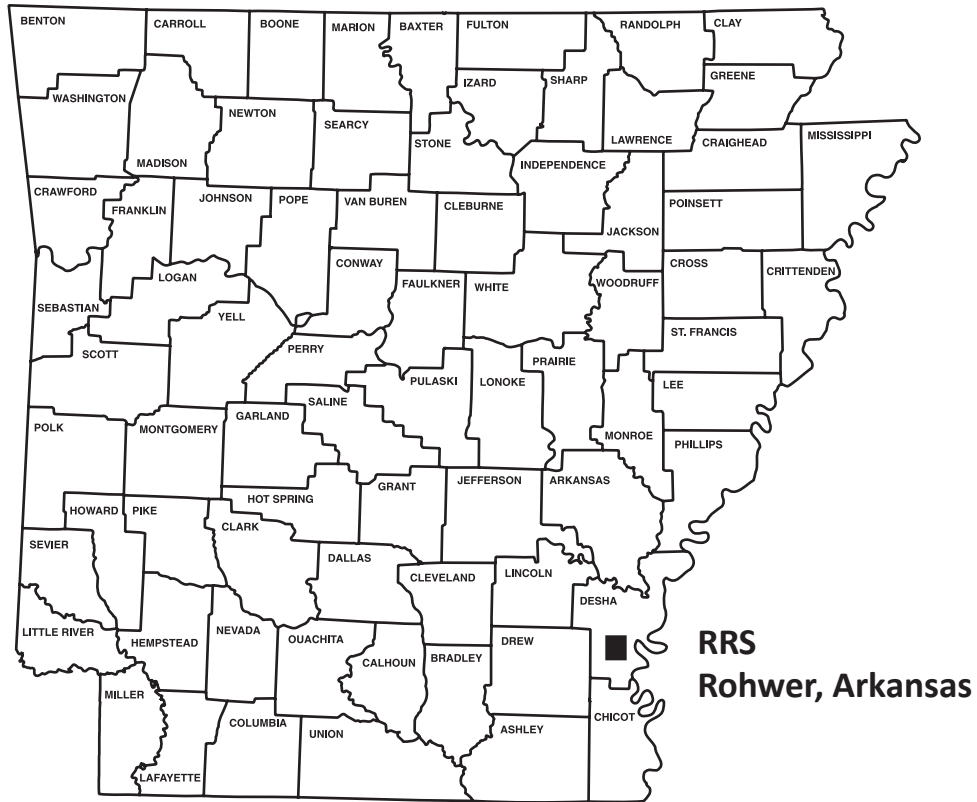
**Table 5. Performance of Wheat Varieties, Colt, Ark., 2023, Continued.**

Variety Name	Yield	2-Year	3-year	Heading Date	Plant Height	Septoria Tritici Blotch
		Avg. <sup>a</sup>	Avg. <sup>b</sup>			
		------(bu./ac)-----				(0-9) <sup>c</sup>
Viking 822	91.1	•	•	4/21	39.5	1.8
Dixie Brown	90.4	90.0	84.1	4/21	39.5	2.3
Dyna-Gro 9393	90.4	92.2	•	4/23	33.5	4.3
Revere 2169	90.1	87.2	•	4/21	37.0	4.0
AgriMAXX 516	89.8	•	•	4/21	35.5	4.3
P26R41	89.6	•	•	4/21	35.0	2.8
KWS490	89.6	•	•	4/20	32.5	4.5
Dyna-Gro 9811	89.6	89.0	82.5	4/17	36.5	3.3
AgriMAXX 535	89.3	•	•	4/21	35.5	3.3
Delta Grow 1800	89.3	90.2	80.5	4/13	39.5	5.5
AR09485-10-1	89.3	89.5	83.4	4/17	40.0	4.8
KWS477	88.3	•	•	4/12	36.0	7.0
USG 3783	88.3	93.0	•	4/21	33.0	3.8
Go Wheat 6000	88.0	86.2	78.3	4/16	34.5	6.5
Go Wheat 6056	87.5	84.2	•	4/21	35.0	4.0
AgriMAXX EXP 2301	87.3	•	•	4/18	31.5	5.5
AR11051-15-3	87.3	85.5	79.0	4/18	36.5	3.8
PROGENY #CHAD	86.0	85.8	•	4/15	30.5	4.5
VA19W-29	86.0	•	•	4/15	34.5	6.0
ARDH12753-103-1536M	85.7	88.2	81.0	4/21	38.0	1.8
Dyna-Gro 9172	85.5	85.0	77.8	4/22	37.0	3.3
GA131218-20E15	85.5	•	•	4/12	32.5	7.3
Delta Grow 1900	84.4	•	•	4/18	34.5	6.3
Go Wheat 2032	84.0	80.2	76.0	4/12	34.0	6.8
AgriMAXX 492	83.7	87.1	79.9	4/10	33.5	8.3
Dyna-Gro 9290	82.1	•	•	4/15	34.5	8.0
GA161240-20LE6	79.8	•	•	4/16	35.0	5.5
Delta Grow 3500	77.1	75.6	71.9	4/05	32.5	8.3
AR09137UC-17-2	76.0	86.1	80.8	4/14	35.0	6.0
LA14234CBW-31	75.3	•	•	4/19	35.0	5.5
GA12145-20E35	69.4	•	•	4/12	32.5	8.8
LA14159SB-BR1-1	65.0	•	•	4/05	35.0	9.0
Grand Mean	92.1	•	•	4/18	35.6	4.1
LSD	7.8	•	•	1.3	2.1	•
C.V.	7.3	•	•	6.0	3.5	•

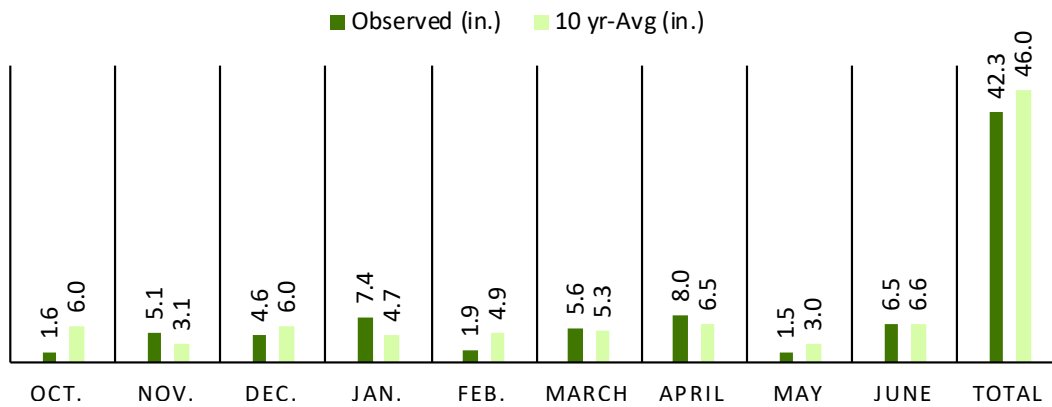
<sup>a</sup> Average yield for 2022 and 2023.<sup>b</sup> Average yield for 2021, 2022, and 2023.<sup>c</sup> 0 = no disease; 9 = severe disease.

## Rohwer: Rohwer Research Station (RRS)

### Test Input Summary



### 2022–2023 ROHWER MONTHLY PRECIPITATION



<b>Soil Series</b>	<b>Fertilizer Application(s)</b>	<b>Date</b>
McGehee silt loam Rilla silt loam	100 lb/ac Urea + 100 lb/ac Ammonium Sulfate	February 21, 2023
<b>Previous Crop</b>	135 lb/ac Urea	March 16, 2023
Fallow	<b>Herbicide Application(s)</b>	<b>Date</b>
<b>Planting Date</b>	0.9 oz/ac Harmony Extra SG® + 1.25 pt/ac 2,4-D Amine 4	March 7, 2023
November 2, 2022	1 qt/ac Gramoxone + 3 oz/ac Zidua SC®	November 3, 2022
<b>Harvest Date</b>		
June 20, 2023		

**Table 6. Performance of Wheat Varieties, Rohwer, Ark., 2023.<sup>a</sup>**

Variety Name	Yield	2-year Avg. <sup>b</sup>	Test Weight	Lodging	Heading Date	Septoria Tritici Blotch
	----- (bu./ac)-----		(lb/bu.)	(1-10) <sup>c</sup>		(0-9) <sup>d</sup>
Delta Grow 1200	100.3	108.8	65.3	2.8	4/14	5.0
KWS490	93.4	•	64.9	4.8	4/13	5.3
P26R33	89.5	•	63.5	3.5	4/14	6.3
Dixie Brown	89.5	93.4	63.7	1.5	4/13	5.0
DXEX 22-2	88.2	•	63.8	3.0	4/13	5.0
AgriMAXX EXP 2301	87.8	•	64.2	1.8	4/12	4.3
P26R41	87.3	•	63.9	3.3	4/13	3.3
USG EXP 3574	87.2	•	64.5	3.5	4/11	3.3
PROGENY #TURBO	86.6	101.5	65.1	1.8	4/09	5.5
KWS453	86.4	•	65.2	2.8	4/16	2.3
PROGENY #BINGO	86.0	90.4	64.9	4.5	4/13	5.3
Dyna-Gro 9002	84.8	87.3	62.6	3.3	4/12	5.5
USG EXP 3354	83.5	•	63.1	3.8	4/08	5.3
KWS459	83.5	•	64.9	7.3	4/09	7.5
AgriMAXX 525	83.4	•	64.4	3.3	4/13	4.3
Delta Grow 1000	83.0	97.2	63.5	1.8	4/13	5.5
ARDH12753-103-1536M	83.0	97.4	65.0	1.0	4/14	3.8
USG 3363	82.9	•	63.6	2.8	4/13	5.0
AgriMAXX 516	82.9	•	65.1	3.0	4/15	5.5
AgriMAXX 473	82.8	88.1	64.1	4.3	4/13	5.3
DXEX 22-1	82.6	•	62.9	2.8	4/13	4.0
Delta Grow 7500	82.4	•	64.6	2.5	4/14	4.8
Viking 822	82.3	•	65.3	2.5	4/13	4.5
Dyna-Gro 9701	82.3	87.9	65.2	1.3	4/14	6.3
KWS369	82.2	•	64.2	1.8	4/16	3.8
AgriMAXX 514	81.6	89.7	61.5	4.0	4/13	5.0
AgriMAXX 535	81.2	•	62.6	2.3	4/14	4.3
AgriMAXX 505	81.1	•	63.4	4.0	4/13	3.3
Delta Grow 1900	81.0	•	65.5	6.8	4/12	6.8
Go Wheat 4059S	80.5	•	64.3	2.5	4/13	4.5
AR09485-10-1	80.4	93.1	63.9	5.5	4/09	6.8
USG 3352	80.4	91.6	62.7	2.8	4/16	3.3
KWS472	80.0	•	63.4	2.8	4/13	4.0
AGS 2055	79.9	85.3	63.2	5.5	4/12	7.3
Revere 2169	79.4	85.1	63.7	2.8	4/14	4.0
USG 3463	79.3	•	63.0	1.0	4/10	6.3
LA14234CBW-31	79.0	•	65.5	5.8	4/07	7.3
Dyna-Gro 9151	78.9	88.8	64.9	2.5	4/13	5.3
PROGENY #BUSTER	78.6	93.7	63.2	1.0	4/13	5.5
Dyna-Gro 9120	78.2	93.5	63.9	2.5	4/13	4.8



**Table 6. Performance of Wheat Varieties, Rohwer, Ark., 2023, Continued.<sup>a</sup>**

Variety Name	Yield ----- <i>(bu./ac)</i> -----	2-year	Test	Lodging <i>(1–10)<sup>c</sup></i>	Heading Date	Septoria
		Avg. <sup>b</sup>	Weight <i>(lb/bu.)</i>			Tritici Blotch <i>(0–9)<sup>d</sup></i>
Dyna-Gro 9393	77.9	86.0	63.6	1.0	4/12	5.5
Dyna-Gro 9172	77.4	86.0	63.5	1.0	4/14	4.3
P26R59	77.2	89.7	64.0	1.0	4/11	5.8
VA19W-29	77.0	•	63.4	2.8	4/09	7.8
Dyna-Gro 9811	76.6	89.9	65.3	1.0	4/10	7.0
16VDH-SRW03-023	75.3	•	64.6	3.0	4/11	5.3
KWS477	74.4	•	64.6	1.8	4/09	8.0
AgriMAXX 503	74.2	77.1	63.0	3.3	4/13	3.8
Dyna-Gro WX23777	74.0	•	64.9	1.0	4/12	5.0
KWS495	73.7	•	64.4	3.0	4/10	7.5
USG 3234	72.9	•	61.8	1.5	4/17	2.0
Dixie Cache	72.8	•	63.8	2.8	4/16	3.8
AgriMAXX 492	72.0	89.6	64.8	5.3	4/07	8.3
Go Wheat 6000	71.5	78.6	65.1	5.5	4/10	7.5
Go Wheat 6056	71.0	84.7	63.0	3.3	4/13	5.5
Dyna-Gro 9290	70.8	•	65.1	2.8	4/07	8.5
KWS397	70.5	•	63.8	1.0	4/12	6.8
AR11051-15-3	70.4	85.7	64.4	7.5	4/12	6.0
PROGENY #CHAD	70.3	82.9	63.4	5.0	4/07	6.8
USG 3783	70.2	82.4	64.4	3.0	4/12	7.3
P26R45	69.1	70.9	64.4	2.5	4/14	3.3
GA161240-20LE6	68.8	•	64.3	7.5	4/09	5.0
Dyna-Gro 9481	68.7	•	64.8	1.5	4/11	6.5
Go Wheat 2032	68.5	80.0	63.4	6.0	4/06	7.5
GA151313-20E48	68.2	•	65.0	9.0	4/09	8.3
Delta Grow 1700	67.6	•	62.2	1.3	4/13	6.8
AR09137UC-17-2	66.7	88.4	64.4	4.5	4/08	7.0
Delta Grow 1800	65.7	87.5	64.7	3.5	4/08	8.0
Delta Grow 3500	64.3	87.3	64.2	5.8	4/07	8.3
GA131218-20E15	62.6	•	65.0	10.0	4/08	8.3
LA14159SB-BR1-1	61.8	•	63.9	3.5	4/10	7.5
GA12145-20E35	55.1	•	64.4	7.8	4/07	8.5
Grand Mean	77.8	•	64.1	3.4	4/12	5.6
LSD	11.4	•	1.8	2.9	•	•
C.V.	12.6	•	2.5	•	•	•

<sup>a</sup> Planter malfunctions obstructed rows 5 and 7 which required individual plot width adjustments on affected plots.

<sup>b</sup> Average yield for 2022 and 2023.

<sup>c</sup> 1 = 10% lodged; 10 = 100% lodged.

<sup>d</sup> 0 = no disease; 9 = severe disease.

## Participants and Entries, Wheat Performance Tests 2022–2023

### Company

### Variety

#### **AgriMaxx Wheat Company**

7167 Highbanks Road  
Mascoutah, IL 62258

AgriMAXX 473  
AgriMAXX 492  
AgriMAXX 503  
AgriMAXX 505  
AgriMAXX 514  
AgriMAXX 516  
AgriMAXX 535  
AgriMAXX EXP 2110  
AgriMAXX EXP 2301

#### **Albert Lea Seed**

1414 W. Main  
P.O. Box 127  
Albert Lea, MN 56007

Viking 822

#### **Cache River Valley Seed, LLC**

P.O. Box 10  
Cash, AR 72421

Dixie Brown  
Dixie Cache  
DXEX 22-1  
DXEX 22-2

#### **Corteva Agriscience**

1409 Smith Street  
Corning, AR 72422

P26R33  
P26R41  
P26R45  
P26R59

#### **Delta Grow Seed Company**

P.O. Box 219  
England, AR 72046

Delta Grow 1000  
Delta Grow 1200  
Delta Grow 1800  
Delta Grow 1700  
Delta Grow 1900  
Delta Grow 3500  
Delta Grow 7500

## Participants and Entries, Continued, Wheat Performance Tests 2022–2023

### Company

#### **Dyna-Gro Seed**

6221 Riverside Dr. Suite One  
Dublin, OH 43017

### Variety

Dyna-Gro 9002  
Dyna-Gro 9120  
Dyna-Gro 9151  
Dyna-Gro 9172  
Dyna-Gro 9393  
Dyna-Gro 9481  
Dyna-Gro 9701  
Dyna-Gro 9811  
Dyna-Gro 9290  
Dyna-Gro WX23777

#### **Erwin-Keith, Inc. / Progeny**

1529 Hwy 193  
Wynne, AR 72396

PROGENY #TURBO  
PROGENY #BUSTER  
PROGENY #BINGO  
PROGENY #CHAD

#### **KWS Cereals**

4101 Colleen Dr.  
Champaign, IL 61822

KWS369  
KWS397  
KWS453  
KWS459  
KWS472  
KWS477  
KWS490  
KWS495

#### **Revere Seed**

802 Rozelle St.  
Memphis, TN 38104

Revere 2169

#### **Stratton Seed**

1530 HWY. 79 S  
Stuttgart, AR 72160

AGS 2055  
Go Wheat 6056  
Go Wheat 2032  
Go Wheat 4059S  
Go Wheat 6000

## Participants and Entries, Continued, Wheat Performance Tests 2022–2023

### Company

**UniSouth Genetics, Inc.**  
2640-C Nolensville Road  
Nashville, TN 37211

### Variety

USG EXP 3574  
USG 3234  
USG 3352  
USG 3363  
USG 3783  
USG EXP 3354

### Public Institutions

#### **Louisiana State University**

Agronomy Department  
221 M.B. Sturgis Hall  
Baton Rouge, LA 70803-2110

### Variety

LA14159SB-BR1-1  
LA14234CBW-31

#### **Arkansas Agricultural Experiment Station,**

#### **University of Arkansas System**

115 Plant Sciences Building  
Fayetteville, AR 72701

AR09485-10-1  
AR11051-15-3  
ARDH12753-103-1536M  
AR09137UC-17-2

#### **University of Georgia**

1109 Experiment St.  
Griffin, GA 30223

GA151313-20E48  
GA161240-20LE6  
GA131218-20E15  
GA12145-20E35

#### **VCIA/VA TECH**

2229 Menokin Road  
Warsaw, VA 22572

16VDH-SRW03-023  
VA19W-29

# Wheat Test Locations



- LMCRS** - Lon Mann Cotton Research Station, Marianna
- NEREC** - Northeast Research and Extension Center, Keiser
- PTRS** - Pine Tree Research Station, Colt
- RRS** - Rohwer Research Station, Rohwer
- VRS** - Vegetable Research Station, Kibler



**DIVISION OF AGRICULTURE**  

---

**RESEARCH & EXTENSION**

*University of Arkansas System*