

Discovery, The Student Journal of Dale Bumpers College of Agricultural, Food and Life Sciences

Volume 21

Article 5

Fall 2020

Instructions for Authors

Discovery Editors

Follow this and additional works at: <https://scholarworks.uark.edu/discoverymag>



Part of the [Agribusiness Commons](#), [Agricultural Economics Commons](#), [Agricultural Education Commons](#), [Agronomy and Crop Sciences Commons](#), [Animal Sciences Commons](#), [Botany Commons](#), [Communication Commons](#), [Entomology Commons](#), [Environmental Studies Commons](#), [Food Science Commons](#), [Home Economics Commons](#), [Horticulture Commons](#), and the [Nutrition Commons](#)

Recommended Citation

Editors, D. (2020). Instructions for Authors. *Discovery, The Student Journal of Dale Bumpers College of Agricultural, Food and Life Sciences*, 21(1), 97-102. Retrieved from <https://scholarworks.uark.edu/discoverymag/vol21/iss1/5>





This Instructions for Authors is brought to you for free and open access by ScholarWorks@UARK. It has been accepted for inclusion in Discovery, The Student Journal of Dale Bumpers College of Agricultural, Food and Life Sciences by an authorized editor of ScholarWorks@UARK. For more information, please contact ccmiddle@uark.edu.

DISCOVERY

The Student Journal of Dale Bumpers College of Agricultural, Food and Life Sciences

Call for Papers

Deadline: May 4, 2021

-  Share your research results in a citable publication.
-  Learn how to write up and publish results of a research project.
-  Enhance the value of your bachelor's degree.
-  Develop skills needed to succeed in graduate school.

Submissions invited from:

- Degree-seeking undergraduate students with a major or minor within Bumpers College who are conducting research in cooperation with a faculty mentor at the University of Arkansas. Students who have received a Bumpers College Undergraduate Research Grant are expected to submit a paper based on their project.

To submit:

- Refer to the Instructions for Authors printed in this issue and posted on the website (see web address below).
- Submit via Scholarworks@UARK *Discovery* website.

For more information:

- Contact Gail Halleck, *Discovery* Managing Editor, Division of Agriculture Communications, Division of Agriculture Communications, Don Tyson Annex (DTAN), 2549 N. Hatch Ave., Fayetteville, AR 72704, 479-575-5670 or ghalleck@uark.edu

Discovery is available online at <https://scholarworks.uark.edu/discoverymag/>

Instructions for Authors

Authors, read closely and follow precisely:

Aim and Scope

Discovery is an avenue for Bumpers College to highlight and publish original research and independent creative projects conducted by Bumpers students in cooperation with a faculty mentor, or in other words *Discovery* is mainly an avenue to publish the Honors and research projects of students (or student teams) who undertake original, creative, and innovative independent research. Expectations are that the student(s) has gone above and beyond the requirements of literature reviews and is generating a new contribution to the field/discipline.

Eligibility

Submissions are invited from degree-seeking undergraduate students (or within one year post graduation) with a major or minor within Bumpers College who are conducting research in cooperation with a faculty mentor at the University of Arkansas. You DO NOT have to be an honors student to submit. However, **students who have received a Bumpers College Undergraduate Research and Creative Project Grant are expected to submit a paper based on their project.** This must NOT be your unedited honors thesis. The paper must be revised according to *Discovery* guidelines.

Articles submitted for publication in *Discovery* may not be submitted for publication in other university or college publications (with the exception of some departmental publications). Authors should decide on their preferred university/college publication and then submit to that publication only. If a manuscript is turned down from another university/college publication, then it can be considered for *Discovery*, but it may have to roll into the next year's issue.

Style Guidelines

Discovery uses *Scientific Style and Format: The Council of Science Editors Manual for Authors, Editors, and Publishers* as its style manual. Refer to the latest available edition of the CSE manual for any questions not covered in these guidelines. For research in disciplines where professional journals use style guides that differ significantly from the CSE, please consult the *Discovery* managing editor for guidance. It is also very helpful to look at previously published articles for guidelines when preparing your papers for *Discovery*.

View archived issues at

https://scholarworks.uark.edu/discoverymag/all_issues.html

Writing style should be consistent with professional journals in the student's discipline. However, articles will be reviewed and read by people with varied backgrounds. Therefore, authors should avoid scientific jargon and should use a style and vocabulary that can be understood by any educated reader. Define all abbreviations upon first use.

Format

- For honors students, please do not turn in an unedited honors thesis. Work with your advisor to meet *Discovery* requirements, which likely includes shortening total length, revising materials and methods, reducing the number of figures and tables, etc.
- Articles should be formatted in Word, 12-point text, double-spaced, in a single

column, with pages numbered, and continuous line numbering turned on so that reviewers can easily refer to comments. Length should be limited to about 2000 words, but no minimum or maximum length is required.

- PLEASE put TABLES and FIGURES one to a page at the end of the document. DO NOT embed them in the text. They will also need to be loaded separately as supplemental files when you submit through ScholarWorks.
- There is no need to mimic the format of the finished journal. The Managing Editor will import your document into InDesign and format in two columns and place tables and figures, etc.
- Report measurements in metric and other standard scientific units. Units or symbols that are likely to be unfamiliar to a general readership should be defined.
- The journal is web-only so COLOR figures and tables are encouraged. Each figure must be submitted as a color 300 DPI resolution JPG or PNG file at a standard figure width of at least 5 inches (select “constrain proportions” and height will default proportionally). The final size of figures will be adjusted by the editor to fit the page layout. Make sure that all text labels within the figure and *x*- and *y*-axis labels will be readable at the final publication size. A minimum type size of 8 points (after reduction) should be used. Make sure all text used in figures and tables is in black not gray (which is the new Microsoft default).
- Create tables using the Table function in Microsoft Word. Do not use tabs, spaces, and hard returns. This will result in the tables needing to be reformatted which allows the introduction of errors and could delay publication of your manuscript. Use a sans-serif 9 pt. font (e.g., Helvetica, Calibri) with title only in bold and centered above table (superscripts/subscripts in footnotes and table text in Helvetica 8 pt); look at prior *Discovery* journals for capitalization style, table width, and horizontal (0.05 width) rule styles. Please do not put vertical ruling lines in the tables.

View helpful tips for creating tables at:

<https://aes.uark.edu/files/2019/09/Table-guidelines.pdf>

- Center figure captions below the figure in a 9 pt. sans-serif font such as Helvetica.
- *Indicate footnotes for tables using sequential superscript lowercase letters (a, b, c, etc.).* Place table footnotes below the last horizontal rule of the table. Footnotes used to clarify or annotate text should be placed at the bottom of the page in which the reference appears and indicated with sequential superscript numbers (1, 2, 3, etc.)
- Use a comma before the word *and* in a series: *The U.S. flag is red, white, and blue.*

Parts of the Manuscript

The title page should include the following:

- a concise, descriptive title
- authors' first names, middle initials (if any), and last names (faculty sponsor should be listed as a coauthor)
- an abstract
- a footnote identifying each author by classification and major for students; rank and department for faculty and staff; and identify faculty sponsor or mentor.

Meet the Student-Author(s) and Research at a Glance:

The **Meet the Student-Author(s)** section consists of a professional headshot (taken by Fred Miller) of student author(s) as well as a short biography (240 words; 1400 characters with spaces) that tells readers about student author(s): (high school attended, activities and awards while at the university, etc.). Please see past issues for examples. This is the place to thank professors and advisors. For **Research at a Glance**, we will need 3 brief bullet points (100 character maximum, not including spaces) that clearly and succinctly explain the main takeaways of the research (i.e., overall what was done, significance and implications of findings) for a broad-based, non-technical audience. Please avoid using jargon and technical terms. We will need a photo of the student alongside these bullet points showing student-author(s) at work in the lab, field, traveling abroad, presenting a poster, receiving an award, etc. These photos will be loaded as supplemental files when submitting through the *Discovery Journal* location on ScholarWorks@UARK.

Abstract

The *Abstract* summarizes the purpose, procedures, and main findings in 250 words or less.

Introduction

The *Introduction* states the purpose of the study, the hypothesis, and pertinent background information in 500 words or less.

Materials and Methods

The *Materials and Methods* section describes the experimental design, materials used, statistical analysis (**required**), and any other details needed for another researcher to reproduce the study and to confirm the validity of findings and conclusions.

Results and Discussion

The *Results and Discussion* section presents appropriate data, but not all data, in text, tables, and figures and places the findings in context with other research in the field. The discussion emphasizes new and important aspects of the research and conclusions that follow from them. Include the implications and impact of the findings. Relate your findings to observations of other studies. State new hypotheses when warranted, but avoid unqualified statements not supported by your data.

Conclusions

The *Conclusions* section presents a brief (one paragraph) summation of the research project presented in the paper and the significance of the findings and practical applications. No references are necessary and please do not introduce new material not discussed previously in the paper.

Acknowledgments

The *Acknowledgment* section recognizes financial support (undergraduate research grants, etc.) and other assistance. Note support by any companies or parties with a vested interest in the research results. Please thank your advisor, other professors, co-authors, and other individuals who helped with your research in the *Meet the Student-Author* section NOT in Acknowledgments.

Literature Cited

The *Literature Cited* section lists the complete references corresponding to those cited in the text. Within the text, references are indicated by (Last Name, Year); e.g., (Jones, 2000) (Smith and Jones, 2000) (Brown et al., 2000; Finn, 1998). List the complete citation alphabetically (by the first author's last name). Multiple citations of the same author are listed chronologically or by order of reference in the text if dated the same year.

It is required that references be written as follows: *Author(s). Year. Title. Journal title. (month and date if appropriate); volume:pages.* As below, no italics, (unless Latin phrase or word, which requires italics):

Jones, G.R., W.F. Smith, and T.Q. Brown. 1999. Seasonal nitrate content of tall fescue. *Agron. J.* 55(3):49-53.

Please note: for the first author, the initials come after the surname. For subsequent authors, the initials come before the surname.

Book references are written as follows:

Authors or editors. Year. Title. Publisher, Place of publication. As below, no italics, (unless Latin phrase or word, which requires italics):

Ryugo, K. 1998. *Fruit Culture: Its Science and Art.*
John Wiley and Sons, London.

Internet URL citations are written as follows:

Limon, T.A., R.S. Benz. 2000. *Grains of the world.* Science on the Web. Prentice Hall. Accessed 17 April 2000. Available at: <http://www.sciweb.com>

NOTE: Please be very meticulous about the proper use of citations. All *Discovery* papers will be run through a check for plagiarism.

Manuscript Submission

Submit your Word manuscript (with page numbers and continuous line numbering) as an 8.5 × 11-in. document, with double-spaced, 12-pt. text, in a single column, to the *Discovery* journal on ScholarWorks@UARK by choosing the Submit Article option on the left side of the screen at:

<https://scholarworks.uark.edu/discoverymag/>

DO NOT submit through the thesis part of ScholarWorks@UARK. You must submit from within the Discovery site.

You will be prompted through instructions on what to upload. Please direct any questions to the Managing Editor, Gail Halleck: 575-5670 or ghalleck@uark.edu, Division of Agriculture Communications, 110 AGRI, University of Arkansas, Fayetteville, AR 72701.

Also, phone the Division of Agriculture's Communications office at (479) 575-5647 to arrange an appointment to have your photo taken for the journal by Fred Miller. Unless otherwise indicated, the editor will correspond with the first author for revisions, approval of proofs, etc.

NOTE: The first author (student) must include a current and a forwarding e-mail address (or phone number) for contact outside the school year. Please complete the Student Contact Information that you will be prompted for when you submit through ScholarWorks@UARK. It will be loaded as a supplemental file.

<https://aes.uark.edu/files/2019/09/Student-Summer-Contact-Form.pdf>

Supplemental Information Checklist

- **An abstract (you will copy and paste into a separate window but abstract must remain in your Word document as well).**
- **Cover letter** stating your intent to submit (title of paper) to the *Discovery* journal with signatures of ALL co-authors included.
- **Summer contact form** (see above for website link).
- **Biographies** for each student author (see past issues for example of what to include) and Research At a Glance bullet points.

- **Photos** (at least 300 DPI, if possible) of you performing your research in the field or lab; participating in internships; studying abroad; presenting at conferences, etc. for inclusion in our Meet the Student Author portion of each paper.

Review Procedures

Papers will be reviewed by a reviewer, and decisions registered as follows:

- Publish with minor revision
- Publish with acceptable major revision
- Reject

Written comments of reviewers will be provided to the author usually via track changes through Word. Student authors are expected to make revisions as part of the publication process. Students will be required to submit a separate file stating how each comment was addressed in the revision. If the student author disagrees with a suggestion, the rationale for not making a suggested change should be provided.

View an example of a response to reviewer document at:

http://agcomm.uark.edu/agnews/pdf/example_of_response_to_reviewer_comments.pdf

When a paper is accepted “with revisions,” a revised manuscript will need to be submitted through ScholarWorks@UARK and the managing editor will approve a final draft for publication.